



**Off-Base Drinking Water Sample Results,
Level 2 Laboratory Report, Level 4 Laboratory Report,
Electronic Data Deliverable, Data Validation Report,
and the Sample Location Figure, SDG J26006-1**

*Naval Air Station Whidbey Island
Oak Harbor, Washington*

June 2019

TestAmerica

THE LEADER IN ENVIRONMENTAL TESTING

ANALYTICAL REPORT

TestAmerica Laboratories, Inc.
TestAmerica Sacramento
880 Riverside Parkway
West Sacramento, CA 95605
Tel: (916)373-5600

TestAmerica Job ID: 320-26006-1
Client Project/Site: Whidbey Island

For:
CH2M Hill Constructors, Inc.
1100 NE Circle Blvd
Corvallis, Oregon 97330

Attn: Tiffany Hill



Authorized for release by:
2/28/2017 1:28:20 PM

Laura Turpen, Project Manager I
(916)374-4414
laura.turpen@testamericainc.com

LINKS

Review your project
results through
TotalAccess

Have a Question?



Visit us at:
www.testamericainc.com

The test results in this report meet all 2003 NELAC and 2009 TNI requirements for accredited parameters, exceptions are noted in this report. This report may not be reproduced except in full, and with written approval from the laboratory. For questions please contact the Project Manager at the e-mail address or telephone number listed on this page.

This report has been electronically signed and authorized by the signatory. Electronic signature is intended to be the legally binding equivalent of a traditionally handwritten signature.

Results relate only to the items tested and the sample(s) as received by the laboratory.

- 1
- 2
- 3
- 4
- 5
- 6
- 7
- 8
- 9
- 10
- 11
- 12
- 13
- 14
- 15



Table of Contents

Cover Page	1
Table of Contents	2
Definitions/Glossary	3
Case Narrative	4
Detection Summary	6
Client Sample Results	7
Surrogate Summary	11
QC Sample Results	12
QC Association Summary	13
Lab Chronicle	14
Certification Summary	17
Method Summary	18
Sample Summary	19
Chain of Custody	20
Receipt Checklists	21

Definitions/Glossary

Client: CH2M Hill Constructors, Inc.
Project/Site: Whidbey Island

TestAmerica Job ID: 320-26006-1

Qualifiers

LCMS

Qualifier	Qualifier Description
Q	One or more quality control criteria failed.
J	Estimated: The analyte was positively identified; the quantitation is an estimation
D	The reported value is from a dilution.
M	Manual integrated compound.
U	Undetected at the Limit of Detection.

Glossary

Abbreviation	These commonly used abbreviations may or may not be present in this report.
α	Listed under the "D" column to designate that the result is reported on a dry weight basis
%R	Percent Recovery
CFL	Contains Free Liquid
CNF	Contains no Free Liquid
DER	Duplicate error ratio (normalized absolute difference)
Dil Fac	Dilution Factor
DL, RA, RE, IN	Indicates a Dilution, Re-analysis, Re-extraction, or additional Initial metals/anion analysis of the sample
DLC	Decision level concentration
MDA	Minimum detectable activity
EDL	Estimated Detection Limit
MDC	Minimum detectable concentration
MDL	Method Detection Limit
ML	Minimum Level (Dioxin)
NC	Not Calculated
ND	Not detected at the reporting limit (or MDL or EDL if shown)
PQL	Practical Quantitation Limit
QC	Quality Control
RER	Relative error ratio
RL	Reporting Limit or Requested Limit (Radiochemistry)
RPD	Relative Percent Difference, a measure of the relative difference between two points
TEF	Toxicity Equivalent Factor (Dioxin)
TEQ	Toxicity Equivalent Quotient (Dioxin)

Case Narrative

Client: CH2M Hill Constructors, Inc.
Project/Site: Whidbey Island

TestAmerica Job ID: 320-26006-1

Job ID: 320-26006-1

Laboratory: TestAmerica Sacramento

Narrative

CASE NARRATIVE

Client: CH2M Hill Constructors, Inc.

Project: Whidbey Island

Report Number: 320-26006-1

With the exceptions noted as flags or footnotes, standard analytical protocols were followed in the analysis of the samples and no problems were encountered or anomalies observed. In addition all laboratory quality control samples were within established control limits, with any exceptions noted below. Each sample was analyzed to achieve the lowest possible reporting limit within the constraints of the method. In some cases, due to interference or analytes present at high concentrations, samples were diluted. For diluted samples, the reporting limits are adjusted relative to the dilution required.

TestAmerica Sacramento attests to the validity of the laboratory data generated by TestAmerica facilities reported herein. All analyses performed by TestAmerica facilities were done using established laboratory SOPs that incorporate QA/QC procedures described in the applicable methods. TestAmerica's operations groups have reviewed the data for compliance with the laboratory QA/QC plan, and data have been found to be compliant with laboratory protocols unless otherwise noted below.

TestAmerica utilizes USEPA approved methods and DOD QSM, where applicable, in all analytical work. The samples presented in this report were analyzed for the parameter(s) listed on the analytical methods summary page in accordance with the method(s) indicated. A summary of QC data for these analyses is included at the back of the report.

All parameters for which TestAmerica Sacramento has certification were evaluated to the QSM specified reporting convention or to the client specified format if different from QSM. Parameters not certified under QSM, if any, were evaluated to the detection limit (DL) and include qualified results where applicable.

The sample(s) that contain constituents flagged with U are undetected. The result associated with this flag is the limit of detection (LOD).

Calculations are performed before rounding to avoid round-off errors in calculated results.

All holding times were met and proper preservation noted for the methods performed on these samples, unless otherwise detailed in the individual sections below.

All solid sample results are reported on an "as received" basis unless otherwise indicated by the presence of a % solids value in the method header.

This laboratory report is confidential and is intended for the sole use of TestAmerica and its client.

RECEIPT

The samples were received on 02/23/2017; the samples arrived in good condition, properly preserved and on ice. The temperature of the coolers at receipt was 0.8 C.

PFOA/PFOS

Samples WI-AF-1RW32-0217 (320-26006-1), WI-AF-1FB32-0217 (320-26006-2), WI-AF-1RW33-0217 (320-26006-3), WI-AF-1FB33-0217 (320-26006-4), WI-AF-1RW34-0217 (320-26006-5), WI-AF-1FB34-0217 (320-26006-6), WI-AF-1RW35-0217 (320-26006-7), WI-AF-1FB35-0217 (320-26006-8), WI-AF-1RW36-0217 (320-26006-9), WI-AF-1FB36-0217 (320-26006-10), WI-AF-1RW37-0217 (320-26006-11) and WI-AF-1FB37-0217 (320-26006-12) were analyzed for PFOA/PFOS in accordance with 537. The samples were prepared on 02/25/2017 and analyzed on 02/27/2017.

Surrogate recovery for the following sample was outside control limits: WI-AF-1RW32-0217 (320-26006-1). Evidence of matrix interference due to high target analytes is present; therefore, re-extraction and/or re-analysis was not performed. The sample extract was run at a dilution of 20X and the surrogate recoveries were in control at this dilution.

Case Narrative

Client: CH2M Hill Constructors, Inc.
Project/Site: Whidbey Island

TestAmerica Job ID: 320-26006-1

Job ID: 320-26006-1 (Continued)

Laboratory: TestAmerica Sacramento (Continued)

Sample WI-AF-1RW32-0217 (320-26006-1)[20X] required dilution prior to analysis. The reporting limits have been adjusted accordingly.

Insufficient sample volume was available to perform a matrix spike/matrix spike duplicate (MS/MSD) associated with 320-152216.

No additional analytical or quality issues were noted, other than those described above or in the Definitions/Glossary page.

1

2

3

4

5

6

7

8

9

10

11

12

13

14

15

Detection Summary

Client: CH2M Hill Constructors, Inc.
Project/Site: Whidbey Island

TestAmerica Job ID: 320-26006-1

Client Sample ID: WI-AF-1RW32-0217

Lab Sample ID: 320-26006-1

Analyte	Result	Qualifier	LOQ	DL	Unit	Dil Fac	D	Method	Prep Type
Perfluorooctanoic acid (PFOA)	0.023	J	0.029	0.0090	ug/L	1		537	Total/NA
Perfluorobutanesulfonic acid (PFBS)	0.13		0.13	0.045	ug/L	1		537	Total/NA
Perfluorooctanesulfonic acid (PFOS) - DL	3.8	D M	1.1	0.30	ug/L	20		537	Total/NA

Client Sample ID: WI-AF-1FB32-0217

Lab Sample ID: 320-26006-2

No Detections.

Client Sample ID: WI-AF-1RW33-0217

Lab Sample ID: 320-26006-3

Analyte	Result	Qualifier	LOQ	DL	Unit	Dil Fac	D	Method	Prep Type
Perfluorobutanesulfonic acid (PFBS)	0.045	J	0.13	0.043	ug/L	1		537	Total/NA

Client Sample ID: WI-AF-1FB33-0217

Lab Sample ID: 320-26006-4

No Detections.

Client Sample ID: WI-AF-1RW34-0217

Lab Sample ID: 320-26006-5

No Detections.

Client Sample ID: WI-AF-1FB34-0217

Lab Sample ID: 320-26006-6

No Detections.

Client Sample ID: WI-AF-1RW35-0217

Lab Sample ID: 320-26006-7

No Detections.

Client Sample ID: WI-AF-1FB35-0217

Lab Sample ID: 320-26006-8

No Detections.

Client Sample ID: WI-AF-1RW36-0217

Lab Sample ID: 320-26006-9

No Detections.

Client Sample ID: WI-AF-1FB36-0217

Lab Sample ID: 320-26006-10

No Detections.

Client Sample ID: WI-AF-1RW37-0217

Lab Sample ID: 320-26006-11

No Detections.

Client Sample ID: WI-AF-1FB37-0217

Lab Sample ID: 320-26006-12

No Detections.

This Detection Summary does not include radiochemical test results.

TestAmerica Sacramento

Client Sample Results

Client: CH2M Hill Constructors, Inc.
Project/Site: Whidbey Island

TestAmerica Job ID: 320-26006-1

Client Sample ID: WI-AF-1RW32-0217

Lab Sample ID: 320-26006-1

Date Collected: 02/21/17 11:55

Matrix: Water

Date Received: 02/23/17 09:55

Method: 537 - Perfluorinated Alkyl Acids (LC/MS)

Analyte	Result	Qualifier	LOQ	DL	Unit	D	Prepared	Analyzed	Dil Fac
Perfluorooctanoic acid (PFOA)	0.023	J	0.029	0.0090	ug/L		02/25/17 13:09	02/27/17 15:32	1
Perfluorobutanesulfonic acid (PFBS)	0.13		0.13	0.045	ug/L		02/25/17 13:09	02/27/17 15:32	1
Surrogate	%Recovery	Qualifier	Limits				Prepared	Analyzed	Dil Fac
13C2 PFHxA	66	Q	70 - 130				02/25/17 13:09	02/27/17 15:32	1
13C2 PFDA	99		70 - 130				02/25/17 13:09	02/27/17 15:32	1

Method: 537 - Perfluorinated Alkyl Acids (LC/MS) - DL

Analyte	Result	Qualifier	LOQ	DL	Unit	D	Prepared	Analyzed	Dil Fac
Perfluorooctanesulfonic acid (PFOS)	3.8	D M	1.1	0.30	ug/L		02/25/17 13:09	02/27/17 16:34	20
Surrogate	%Recovery	Qualifier	Limits				Prepared	Analyzed	Dil Fac
13C2 PFHxA	85		70 - 130				02/25/17 13:09	02/27/17 16:34	20
13C2 PFDA	93		70 - 130				02/25/17 13:09	02/27/17 16:34	20

Client Sample ID: WI-AF-1FB32-0217

Lab Sample ID: 320-26006-2

Date Collected: 02/21/17 11:56

Matrix: Water

Date Received: 02/23/17 09:55

Method: 537 - Perfluorinated Alkyl Acids (LC/MS)

Analyte	Result	Qualifier	LOQ	DL	Unit	D	Prepared	Analyzed	Dil Fac
Perfluorooctanesulfonic acid (PFOS)	0.043	U	0.054	0.014	ug/L		02/25/17 13:09	02/27/17 15:36	1
Perfluorooctanoic acid (PFOA)	0.022	U	0.027	0.0085	ug/L		02/25/17 13:09	02/27/17 15:36	1
Perfluorobutanesulfonic acid (PFBS)	0.099	U	0.13	0.043	ug/L		02/25/17 13:09	02/27/17 15:36	1
Surrogate	%Recovery	Qualifier	Limits				Prepared	Analyzed	Dil Fac
13C2 PFHxA	82		70 - 130				02/25/17 13:09	02/27/17 15:36	1
13C2 PFDA	92		70 - 130				02/25/17 13:09	02/27/17 15:36	1

Client Sample ID: WI-AF-1RW33-0217

Lab Sample ID: 320-26006-3

Date Collected: 02/21/17 16:27

Matrix: Water

Date Received: 02/23/17 09:55

Method: 537 - Perfluorinated Alkyl Acids (LC/MS)

Analyte	Result	Qualifier	LOQ	DL	Unit	D	Prepared	Analyzed	Dil Fac
Perfluorooctanesulfonic acid (PFOS)	0.044	U M	0.054	0.014	ug/L		02/25/17 13:09	02/27/17 15:40	1
Perfluorooctanoic acid (PFOA)	0.022	U	0.027	0.0085	ug/L		02/25/17 13:09	02/27/17 15:40	1
Perfluorobutanesulfonic acid (PFBS)	0.045	J	0.13	0.043	ug/L		02/25/17 13:09	02/27/17 15:40	1
Surrogate	%Recovery	Qualifier	Limits				Prepared	Analyzed	Dil Fac
13C2 PFHxA	83		70 - 130				02/25/17 13:09	02/27/17 15:40	1
13C2 PFDA	90		70 - 130				02/25/17 13:09	02/27/17 15:40	1

TestAmerica Sacramento

Client Sample Results

Client: CH2M Hill Constructors, Inc.
Project/Site: Whidbey Island

TestAmerica Job ID: 320-26006-1

Client Sample ID: WI-AF-1FB33-0217

Lab Sample ID: 320-26006-4

Date Collected: 02/21/17 16:28

Matrix: Water

Date Received: 02/23/17 09:55

Method: 537 - Perfluorinated Alkyl Acids (LC/MS)

Analyte	Result	Qualifier	LOQ	DL	Unit	D	Prepared	Analyzed	Dil Fac
Perfluorooctanesulfonic acid (PFOS)	0.042	U M	0.053	0.014	ug/L		02/25/17 13:09	02/27/17 15:49	1
Perfluorooctanoic acid (PFOA)	0.021	U	0.026	0.0083	ug/L		02/25/17 13:09	02/27/17 15:49	1
Perfluorobutanesulfonic acid (PFBS)	0.097	U	0.12	0.042	ug/L		02/25/17 13:09	02/27/17 15:49	1
Surrogate	%Recovery	Qualifier	Limits				Prepared	Analyzed	Dil Fac
13C2 PFHxA	83		70 - 130				02/25/17 13:09	02/27/17 15:49	1
13C2 PFDA	89		70 - 130				02/25/17 13:09	02/27/17 15:49	1

Client Sample ID: WI-AF-1RW34-0217

Lab Sample ID: 320-26006-5

Date Collected: 02/21/17 16:46

Matrix: Water

Date Received: 02/23/17 09:55

Method: 537 - Perfluorinated Alkyl Acids (LC/MS)

Analyte	Result	Qualifier	LOQ	DL	Unit	D	Prepared	Analyzed	Dil Fac
Perfluorooctanesulfonic acid (PFOS)	0.044	U	0.055	0.014	ug/L		02/25/17 13:09	02/27/17 15:54	1
Perfluorooctanoic acid (PFOA)	0.022	U	0.027	0.0086	ug/L		02/25/17 13:09	02/27/17 15:54	1
Perfluorobutanesulfonic acid (PFBS)	0.10	U	0.13	0.043	ug/L		02/25/17 13:09	02/27/17 15:54	1
Surrogate	%Recovery	Qualifier	Limits				Prepared	Analyzed	Dil Fac
13C2 PFHxA	83		70 - 130				02/25/17 13:09	02/27/17 15:54	1
13C2 PFDA	89		70 - 130				02/25/17 13:09	02/27/17 15:54	1

Client Sample ID: WI-AF-1FB34-0217

Lab Sample ID: 320-26006-6

Date Collected: 02/21/17 16:47

Matrix: Water

Date Received: 02/23/17 09:55

Method: 537 - Perfluorinated Alkyl Acids (LC/MS)

Analyte	Result	Qualifier	LOQ	DL	Unit	D	Prepared	Analyzed	Dil Fac
Perfluorooctanesulfonic acid (PFOS)	0.043	U	0.053	0.014	ug/L		02/25/17 13:09	02/27/17 15:58	1
Perfluorooctanoic acid (PFOA)	0.021	U	0.027	0.0083	ug/L		02/25/17 13:09	02/27/17 15:58	1
Perfluorobutanesulfonic acid (PFBS)	0.097	U	0.12	0.042	ug/L		02/25/17 13:09	02/27/17 15:58	1
Surrogate	%Recovery	Qualifier	Limits				Prepared	Analyzed	Dil Fac
13C2 PFHxA	92		70 - 130				02/25/17 13:09	02/27/17 15:58	1
13C2 PFDA	97		70 - 130				02/25/17 13:09	02/27/17 15:58	1

Client Sample ID: WI-AF-1RW35-0217

Lab Sample ID: 320-26006-7

Date Collected: 02/22/17 09:20

Matrix: Water

Date Received: 02/23/17 09:55

Method: 537 - Perfluorinated Alkyl Acids (LC/MS)

Analyte	Result	Qualifier	LOQ	DL	Unit	D	Prepared	Analyzed	Dil Fac
Perfluorooctanesulfonic acid (PFOS)	0.044	U M	0.055	0.014	ug/L		02/25/17 13:09	02/27/17 16:02	1
Perfluorooctanoic acid (PFOA)	0.022	U	0.028	0.0087	ug/L		02/25/17 13:09	02/27/17 16:02	1
Perfluorobutanesulfonic acid (PFBS)	0.10	U	0.13	0.044	ug/L		02/25/17 13:09	02/27/17 16:02	1
Surrogate	%Recovery	Qualifier	Limits				Prepared	Analyzed	Dil Fac
13C2 PFHxA	82		70 - 130				02/25/17 13:09	02/27/17 16:02	1
13C2 PFDA	92		70 - 130				02/25/17 13:09	02/27/17 16:02	1

TestAmerica Sacramento

Client Sample Results

Client: CH2M Hill Constructors, Inc.
Project/Site: Whidbey Island

TestAmerica Job ID: 320-26006-1

Client Sample ID: WI-AF-1FB35-0217

Lab Sample ID: 320-26006-8

Date Collected: 02/22/17 09:21

Matrix: Water

Date Received: 02/23/17 09:55

Method: 537 - Perfluorinated Alkyl Acids (LC/MS)

Analyte	Result	Qualifier	LOQ	DL	Unit	D	Prepared	Analyzed	Dil Fac
Perfluorooctanesulfonic acid (PFOS)	0.043	U	0.054	0.014	ug/L		02/25/17 13:09	02/27/17 16:07	1
Perfluorooctanoic acid (PFOA)	0.021	U	0.027	0.0084	ug/L		02/25/17 13:09	02/27/17 16:07	1
Perfluorobutanesulfonic acid (PFBS)	0.098	U	0.12	0.042	ug/L		02/25/17 13:09	02/27/17 16:07	1
Surrogate	%Recovery	Qualifier	Limits				Prepared	Analyzed	Dil Fac
13C2 PFHxA	84		70 - 130				02/25/17 13:09	02/27/17 16:07	1
13C2 PFDA	87		70 - 130				02/25/17 13:09	02/27/17 16:07	1

Client Sample ID: WI-AF-1RW36-0217

Lab Sample ID: 320-26006-9

Date Collected: 02/22/17 09:36

Matrix: Water

Date Received: 02/23/17 09:55

Method: 537 - Perfluorinated Alkyl Acids (LC/MS)

Analyte	Result	Qualifier	LOQ	DL	Unit	D	Prepared	Analyzed	Dil Fac
Perfluorooctanesulfonic acid (PFOS)	0.045	U M	0.056	0.014	ug/L		02/25/17 13:09	02/27/17 16:11	1
Perfluorooctanoic acid (PFOA)	0.022	U	0.028	0.0088	ug/L		02/25/17 13:09	02/27/17 16:11	1
Perfluorobutanesulfonic acid (PFBS)	0.10	U	0.13	0.044	ug/L		02/25/17 13:09	02/27/17 16:11	1
Surrogate	%Recovery	Qualifier	Limits				Prepared	Analyzed	Dil Fac
13C2 PFHxA	84		70 - 130				02/25/17 13:09	02/27/17 16:11	1
13C2 PFDA	94		70 - 130				02/25/17 13:09	02/27/17 16:11	1

Client Sample ID: WI-AF-1FB36-0217

Lab Sample ID: 320-26006-10

Date Collected: 02/22/17 09:37

Matrix: Water

Date Received: 02/23/17 09:55

Method: 537 - Perfluorinated Alkyl Acids (LC/MS)

Analyte	Result	Qualifier	LOQ	DL	Unit	D	Prepared	Analyzed	Dil Fac
Perfluorooctanesulfonic acid (PFOS)	0.042	U	0.053	0.014	ug/L		02/25/17 13:09	02/27/17 16:16	1
Perfluorooctanoic acid (PFOA)	0.021	U	0.026	0.0083	ug/L		02/25/17 13:09	02/27/17 16:16	1
Perfluorobutanesulfonic acid (PFBS)	0.097	U	0.12	0.042	ug/L		02/25/17 13:09	02/27/17 16:16	1
Surrogate	%Recovery	Qualifier	Limits				Prepared	Analyzed	Dil Fac
13C2 PFHxA	84		70 - 130				02/25/17 13:09	02/27/17 16:16	1
13C2 PFDA	90		70 - 130				02/25/17 13:09	02/27/17 16:16	1

Client Sample ID: WI-AF-1RW37-0217

Lab Sample ID: 320-26006-11

Date Collected: 02/22/17 12:12

Matrix: Water

Date Received: 02/23/17 09:55

Method: 537 - Perfluorinated Alkyl Acids (LC/MS)

Analyte	Result	Qualifier	LOQ	DL	Unit	D	Prepared	Analyzed	Dil Fac
Perfluorooctanesulfonic acid (PFOS)	0.044	U	0.054	0.014	ug/L		02/25/17 13:09	02/27/17 16:20	1
Perfluorooctanoic acid (PFOA)	0.022	U	0.027	0.0085	ug/L		02/25/17 13:09	02/27/17 16:20	1
Perfluorobutanesulfonic acid (PFBS)	0.10	U	0.13	0.043	ug/L		02/25/17 13:09	02/27/17 16:20	1
Surrogate	%Recovery	Qualifier	Limits				Prepared	Analyzed	Dil Fac
13C2 PFHxA	83		70 - 130				02/25/17 13:09	02/27/17 16:20	1
13C2 PFDA	90		70 - 130				02/25/17 13:09	02/27/17 16:20	1

TestAmerica Sacramento

Client Sample Results

Client: CH2M Hill Constructors, Inc.
Project/Site: Whidbey Island

TestAmerica Job ID: 320-26006-1

Client Sample ID: WI-AF-1FB37-0217

Lab Sample ID: 320-26006-12

Date Collected: 02/22/17 12:13

Matrix: Water

Date Received: 02/23/17 09:55

Method: 537 - Perfluorinated Alkyl Acids (LC/MS)

Analyte	Result	Qualifier	LOQ	DL	Unit	D	Prepared	Analyzed	Dil Fac
Perfluorooctanesulfonic acid (PFOS)	0.042	U	0.053	0.014	ug/L		02/25/17 13:09	02/27/17 16:25	1
Perfluorooctanoic acid (PFOA)	0.021	U	0.026	0.0083	ug/L		02/25/17 13:09	02/27/17 16:25	1
Perfluorobutanesulfonic acid (PFBS)	0.096	U	0.12	0.042	ug/L		02/25/17 13:09	02/27/17 16:25	1
Surrogate	%Recovery	Qualifier	Limits				Prepared	Analyzed	Dil Fac
13C2 PFHxA	82		70 - 130				02/25/17 13:09	02/27/17 16:25	1
13C2 PFDA	87		70 - 130				02/25/17 13:09	02/27/17 16:25	1

Surrogate Summary

Client: CH2M Hill Constructors, Inc.
Project/Site: Whidbey Island

TestAmerica Job ID: 320-26006-1

Method: 537 - Perfluorinated Alkyl Acids (LC/MS)

Matrix: Water

Prep Type: Total/NA

Percent Surrogate Recovery (Acceptance Limits)

Lab Sample ID	Client Sample ID	Percent Surrogate Recovery (Acceptance Limits)	
		3C2 PFHx (70-130)	3C2 PFDA (70-130)
320-26006-1	WI-AF-1RW32-0217	66 Q	99
320-26006-1 - DL	WI-AF-1RW32-0217	85	93
320-26006-2	WI-AF-1FB32-0217	82	92
320-26006-3	WI-AF-1RW33-0217	83	90
320-26006-4	WI-AF-1FB33-0217	83	89
320-26006-5	WI-AF-1RW34-0217	83	89
320-26006-6	WI-AF-1FB34-0217	92	97
320-26006-7	WI-AF-1RW35-0217	82	92
320-26006-8	WI-AF-1FB35-0217	84	87
320-26006-9	WI-AF-1RW36-0217	84	94
320-26006-10	WI-AF-1FB36-0217	84	90
320-26006-11	WI-AF-1RW37-0217	83	90
320-26006-12	WI-AF-1FB37-0217	82	87
LCS 320-152216/2-A	Lab Control Sample	86	99
LCSD 320-152216/3-A	Lab Control Sample Dup	87	94
MB 320-152216/1-A	Method Blank	83	87

Surrogate Legend

13C2 PFHxA = 13C2 PFHxA

13C2 PFDA = 13C2 PFDA

QC Sample Results

Client: CH2M Hill Constructors, Inc.
Project/Site: Whidbey Island

TestAmerica Job ID: 320-26006-1

Method: 537 - Perfluorinated Alkyl Acids (LC/MS)

Lab Sample ID: MB 320-152216/1-A
Matrix: Water
Analysis Batch: 152402

Client Sample ID: Method Blank
Prep Type: Total/NA
Prep Batch: 152216

Analyte	MB MB		LOQ	DL	Unit	D	Prepared	Analyzed	Dil Fac
	Result	Qualifier							
Perfluorooctanesulfonic acid (PFOS)	0.048	U M	0.060	0.016	ug/L		02/25/17 13:09	02/27/17 15:01	1
Perfluorooctanoic acid (PFOA)	0.024	U	0.030	0.0094	ug/L		02/25/17 13:09	02/27/17 15:01	1
Perfluorobutanesulfonic acid (PFBS)	0.11	U M	0.14	0.048	ug/L		02/25/17 13:09	02/27/17 15:01	1

Surrogate	MB MB		Limits	Prepared	Analyzed	Dil Fac
	%Recovery	Qualifier				
13C2 PFHxA	83		70 - 130	02/25/17 13:09	02/27/17 15:01	1
13C2 PFDA	87		70 - 130	02/25/17 13:09	02/27/17 15:01	1

Lab Sample ID: LCS 320-152216/2-A
Matrix: Water
Analysis Batch: 152402

Client Sample ID: Lab Control Sample
Prep Type: Total/NA
Prep Batch: 152216

Analyte	Spike Added	LCS LCS		Unit	D	%Rec	Limits
		Result	Qualifier				
Perfluorooctanesulfonic acid (PFOS)	0.160	0.133	M	ug/L		83	70 - 130
Perfluorooctanoic acid (PFOA)	0.0781	0.0640		ug/L		82	70 - 130
Perfluorobutanesulfonic acid (PFBS)	0.359	0.297		ug/L		83	70 - 130

Surrogate	LCS LCS		Limits
	%Recovery	Qualifier	
13C2 PFHxA	86		70 - 130
13C2 PFDA	99		70 - 130

Lab Sample ID: LCSD 320-152216/3-A
Matrix: Water
Analysis Batch: 152402

Client Sample ID: Lab Control Sample Dup
Prep Type: Total/NA
Prep Batch: 152216

Analyte	Spike Added	LCSD LCSD		Unit	D	%Rec	Limits	RPD	
		Result	Qualifier					RPD	Limit
Perfluorooctanesulfonic acid (PFOS)	0.160	0.138	M	ug/L		86	70 - 130	4	30
Perfluorooctanoic acid (PFOA)	0.0781	0.0657		ug/L		84	70 - 130	3	30
Perfluorobutanesulfonic acid (PFBS)	0.359	0.304		ug/L		85	70 - 130	2	30

Surrogate	LCSD LCSD		Limits
	%Recovery	Qualifier	
13C2 PFHxA	87		70 - 130
13C2 PFDA	94		70 - 130

QC Association Summary

Client: CH2M Hill Constructors, Inc.
Project/Site: Whidbey Island

TestAmerica Job ID: 320-26006-1

LCMS

Prep Batch: 152216

Lab Sample ID	Client Sample ID	Prep Type	Matrix	Method	Prep Batch
320-26006-1	WI-AF-1RW32-0217	Total/NA	Water	537	
320-26006-1 - DL	WI-AF-1RW32-0217	Total/NA	Water	537	
320-26006-2	WI-AF-1FB32-0217	Total/NA	Water	537	
320-26006-3	WI-AF-1RW33-0217	Total/NA	Water	537	
320-26006-4	WI-AF-1FB33-0217	Total/NA	Water	537	
320-26006-5	WI-AF-1RW34-0217	Total/NA	Water	537	
320-26006-6	WI-AF-1FB34-0217	Total/NA	Water	537	
320-26006-7	WI-AF-1RW35-0217	Total/NA	Water	537	
320-26006-8	WI-AF-1FB35-0217	Total/NA	Water	537	
320-26006-9	WI-AF-1RW36-0217	Total/NA	Water	537	
320-26006-10	WI-AF-1FB36-0217	Total/NA	Water	537	
320-26006-11	WI-AF-1RW37-0217	Total/NA	Water	537	
320-26006-12	WI-AF-1FB37-0217	Total/NA	Water	537	
MB 320-152216/1-A	Method Blank	Total/NA	Water	537	
LCS 320-152216/2-A	Lab Control Sample	Total/NA	Water	537	
LCSD 320-152216/3-A	Lab Control Sample Dup	Total/NA	Water	537	

Analysis Batch: 152402

Lab Sample ID	Client Sample ID	Prep Type	Matrix	Method	Prep Batch
320-26006-1	WI-AF-1RW32-0217	Total/NA	Water	537	152216
320-26006-2	WI-AF-1FB32-0217	Total/NA	Water	537	152216
320-26006-3	WI-AF-1RW33-0217	Total/NA	Water	537	152216
MB 320-152216/1-A	Method Blank	Total/NA	Water	537	152216
LCS 320-152216/2-A	Lab Control Sample	Total/NA	Water	537	152216
LCSD 320-152216/3-A	Lab Control Sample Dup	Total/NA	Water	537	152216

Analysis Batch: 152403

Lab Sample ID	Client Sample ID	Prep Type	Matrix	Method	Prep Batch
320-26006-4	WI-AF-1FB33-0217	Total/NA	Water	537	152216
320-26006-5	WI-AF-1RW34-0217	Total/NA	Water	537	152216
320-26006-6	WI-AF-1FB34-0217	Total/NA	Water	537	152216
320-26006-7	WI-AF-1RW35-0217	Total/NA	Water	537	152216
320-26006-8	WI-AF-1FB35-0217	Total/NA	Water	537	152216
320-26006-9	WI-AF-1RW36-0217	Total/NA	Water	537	152216
320-26006-10	WI-AF-1FB36-0217	Total/NA	Water	537	152216
320-26006-11	WI-AF-1RW37-0217	Total/NA	Water	537	152216
320-26006-12	WI-AF-1FB37-0217	Total/NA	Water	537	152216

Analysis Batch: 152411

Lab Sample ID	Client Sample ID	Prep Type	Matrix	Method	Prep Batch
320-26006-1 - DL	WI-AF-1RW32-0217	Total/NA	Water	537	152216

Lab Chronicle

Client: CH2M Hill Constructors, Inc.
Project/Site: Whidbey Island

TestAmerica Job ID: 320-26006-1

Client Sample ID: WI-AF-1RW32-0217

Lab Sample ID: 320-26006-1

Date Collected: 02/21/17 11:55

Matrix: Water

Date Received: 02/23/17 09:55

Prep Type	Batch Type	Batch Method	Run	Dil Factor	Initial Amount	Final Amount	Batch Number	Prepared or Analyzed	Analyst	Lab
Total/NA	Prep	537			261.8 mL	1.00 mL	152216	02/25/17 13:09	JER	TAL SAC
Total/NA	Analysis	537		1			152402	02/27/17 15:32	JRB	TAL SAC
Total/NA	Prep	537	DL		261.8 mL	1.00 mL	152216	02/25/17 13:09	JER	TAL SAC
Total/NA	Analysis	537	DL	20			152411	02/27/17 16:34	JRB	TAL SAC

Client Sample ID: WI-AF-1FB32-0217

Lab Sample ID: 320-26006-2

Date Collected: 02/21/17 11:56

Matrix: Water

Date Received: 02/23/17 09:55

Prep Type	Batch Type	Batch Method	Run	Dil Factor	Initial Amount	Final Amount	Batch Number	Prepared or Analyzed	Analyst	Lab
Total/NA	Prep	537			277.5 mL	1.00 mL	152216	02/25/17 13:09	JER	TAL SAC
Total/NA	Analysis	537		1			152402	02/27/17 15:36	JRB	TAL SAC

Client Sample ID: WI-AF-1RW33-0217

Lab Sample ID: 320-26006-3

Date Collected: 02/21/17 16:27

Matrix: Water

Date Received: 02/23/17 09:55

Prep Type	Batch Type	Batch Method	Run	Dil Factor	Initial Amount	Final Amount	Batch Number	Prepared or Analyzed	Analyst	Lab
Total/NA	Prep	537			275.7 mL	1.00 mL	152216	02/25/17 13:09	JER	TAL SAC
Total/NA	Analysis	537		1			152402	02/27/17 15:40	JRB	TAL SAC

Client Sample ID: WI-AF-1FB33-0217

Lab Sample ID: 320-26006-4

Date Collected: 02/21/17 16:28

Matrix: Water

Date Received: 02/23/17 09:55

Prep Type	Batch Type	Batch Method	Run	Dil Factor	Initial Amount	Final Amount	Batch Number	Prepared or Analyzed	Analyst	Lab
Total/NA	Prep	537			283.5 mL	1.00 mL	152216	02/25/17 13:09	JER	TAL SAC
Total/NA	Analysis	537		1			152403	02/27/17 15:49	JRB	TAL SAC

Client Sample ID: WI-AF-1RW34-0217

Lab Sample ID: 320-26006-5

Date Collected: 02/21/17 16:46

Matrix: Water

Date Received: 02/23/17 09:55

Prep Type	Batch Type	Batch Method	Run	Dil Factor	Initial Amount	Final Amount	Batch Number	Prepared or Analyzed	Analyst	Lab
Total/NA	Prep	537			274.1 mL	1.00 mL	152216	02/25/17 13:09	JER	TAL SAC
Total/NA	Analysis	537		1			152403	02/27/17 15:54	JRB	TAL SAC

TestAmerica Sacramento

Lab Chronicle

Client: CH2M Hill Constructors, Inc.
Project/Site: Whidbey Island

TestAmerica Job ID: 320-26006-1

Client Sample ID: WI-AF-1FB34-0217

Lab Sample ID: 320-26006-6

Date Collected: 02/21/17 16:47

Matrix: Water

Date Received: 02/23/17 09:55

Prep Type	Batch Type	Batch Method	Run	Dil Factor	Initial Amount	Final Amount	Batch Number	Prepared or Analyzed	Analyst	Lab
Total/NA	Prep	537			282.3 mL	1.00 mL	152216	02/25/17 13:09	JER	TAL SAC
Total/NA	Analysis	537		1			152403	02/27/17 15:58	JRB	TAL SAC

Client Sample ID: WI-AF-1RW35-0217

Lab Sample ID: 320-26006-7

Date Collected: 02/22/17 09:20

Matrix: Water

Date Received: 02/23/17 09:55

Prep Type	Batch Type	Batch Method	Run	Dil Factor	Initial Amount	Final Amount	Batch Number	Prepared or Analyzed	Analyst	Lab
Total/NA	Prep	537			270.8 mL	1.00 mL	152216	02/25/17 13:09	JER	TAL SAC
Total/NA	Analysis	537		1			152403	02/27/17 16:02	JRB	TAL SAC

Client Sample ID: WI-AF-1FB35-0217

Lab Sample ID: 320-26006-8

Date Collected: 02/22/17 09:21

Matrix: Water

Date Received: 02/23/17 09:55

Prep Type	Batch Type	Batch Method	Run	Dil Factor	Initial Amount	Final Amount	Batch Number	Prepared or Analyzed	Analyst	Lab
Total/NA	Prep	537			280.2 mL	1.00 mL	152216	02/25/17 13:09	JER	TAL SAC
Total/NA	Analysis	537		1			152403	02/27/17 16:07	JRB	TAL SAC

Client Sample ID: WI-AF-1RW36-0217

Lab Sample ID: 320-26006-9

Date Collected: 02/22/17 09:36

Matrix: Water

Date Received: 02/23/17 09:55

Prep Type	Batch Type	Batch Method	Run	Dil Factor	Initial Amount	Final Amount	Batch Number	Prepared or Analyzed	Analyst	Lab
Total/NA	Prep	537			267.9 mL	1.00 mL	152216	02/25/17 13:09	JER	TAL SAC
Total/NA	Analysis	537		1			152403	02/27/17 16:11	JRB	TAL SAC

Client Sample ID: WI-AF-1FB36-0217

Lab Sample ID: 320-26006-10

Date Collected: 02/22/17 09:37

Matrix: Water

Date Received: 02/23/17 09:55

Prep Type	Batch Type	Batch Method	Run	Dil Factor	Initial Amount	Final Amount	Batch Number	Prepared or Analyzed	Analyst	Lab
Total/NA	Prep	537			284.8 mL	1.00 mL	152216	02/25/17 13:09	JER	TAL SAC
Total/NA	Analysis	537		1			152403	02/27/17 16:16	JRB	TAL SAC

Client Sample ID: WI-AF-1RW37-0217

Lab Sample ID: 320-26006-11

Date Collected: 02/22/17 12:12

Matrix: Water

Date Received: 02/23/17 09:55

Prep Type	Batch Type	Batch Method	Run	Dil Factor	Initial Amount	Final Amount	Batch Number	Prepared or Analyzed	Analyst	Lab
Total/NA	Prep	537			275.5 mL	1.00 mL	152216	02/25/17 13:09	JER	TAL SAC
Total/NA	Analysis	537		1			152403	02/27/17 16:20	JRB	TAL SAC

TestAmerica Sacramento

Lab Chronicle

Client: CH2M Hill Constructors, Inc.
Project/Site: Whidbey Island

TestAmerica Job ID: 320-26006-1

Client Sample ID: WI-AF-1FB37-0217

Lab Sample ID: 320-26006-12

Date Collected: 02/22/17 12:13

Matrix: Water

Date Received: 02/23/17 09:55

Prep Type	Batch Type	Batch Method	Run	Dil Factor	Initial Amount	Final Amount	Batch Number	Prepared or Analyzed	Analyst	Lab
Total/NA	Prep	537			285.4 mL	1.00 mL	152216	02/25/17 13:09	JER	TAL SAC
Total/NA	Analysis	537		1			152403	02/27/17 16:25	JRB	TAL SAC

Laboratory References:

TAL SAC = TestAmerica Sacramento, 880 Riverside Parkway, West Sacramento, CA 95605, TEL (916)373-5600

- 1
- 2
- 3
- 4
- 5
- 6
- 7
- 8
- 9
- 10
- 11
- 12
- 13
- 14
- 15

Certification Summary

Client: CH2M Hill Constructors, Inc.
Project/Site: Whidbey Island

TestAmerica Job ID: 320-26006-1

Laboratory: TestAmerica Sacramento

All certifications held by this laboratory are listed. Not all certifications are applicable to this report.

Authority	Program	EPA Region	Certification ID	Expiration Date
Alaska (UST)	State Program	10	UST-055	12-18-17
Arizona	State Program	9	AZ0708	08-11-17
Arkansas DEQ	State Program	6	88-0691	06-17-17
California	State Program	9	2897	01-31-18
Colorado	State Program	8	CA00044	08-31-17
Connecticut	State Program	1	PH-0691	06-30-17
Florida	NELAP	4	E87570	06-30-17
Hawaii	State Program	9	N/A	01-31-17 *
Illinois	NELAP	5	200060	03-17-18
Kansas	NELAP	7	E-10375	10-31-17
L-A-B	DoD ELAP		L2468	01-20-18
Louisiana	NELAP	6	30612	06-30-17
Maine	State Program	1	CA0004	04-18-18
Michigan	State Program	5	9947	01-31-18
Nevada	State Program	9	CA00044	07-31-17
New Jersey	NELAP	2	CA005	06-30-17
New York	NELAP	2	11666	04-01-17
Oregon	NELAP	10	4040	01-28-18
Pennsylvania	NELAP	3	68-01272	03-31-17
Texas	NELAP	6	T104704399	07-31-17
US Fish & Wildlife	Federal		LE148388-0	10-31-17
USDA	Federal		P330-11-00436	12-30-17
USEPA UCMR	Federal	1	CA00044	11-06-18
Utah	NELAP	8	CA00044	02-28-17 *
Virginia	NELAP	3	460278	03-14-17
West Virginia (DW)	State Program	3	9930C	12-31-17
Wyoming	State Program	8	8TMS-L	01-29-17 *

* Certification renewal pending - certification considered valid.

TestAmerica Sacramento

Method Summary

Client: CH2M Hill Constructors, Inc.
Project/Site: Whidbey Island

TestAmerica Job ID: 320-26006-1

Method	Method Description	Protocol	Laboratory
537	Perfluorinated Alkyl Acids (LC/MS)	EPA	TAL SAC

Protocol References:

EPA = US Environmental Protection Agency

Laboratory References:

TAL SAC = TestAmerica Sacramento, 880 Riverside Parkway, West Sacramento, CA 95605, TEL (916)373-5600

1

2

3

4

5

6

7

8

9

10

11

12

13

14

15

Sample Summary

Client: CH2M Hill Constructors, Inc.
Project/Site: Whidbey Island

TestAmerica Job ID: 320-26006-1

Lab Sample ID	Client Sample ID	Matrix	Collected	Received
320-26006-1	WI-AF-1RW32-0217	Water	02/21/17 11:55	02/23/17 09:55
320-26006-2	WI-AF-1FB32-0217	Water	02/21/17 11:56	02/23/17 09:55
320-26006-3	WI-AF-1RW33-0217	Water	02/21/17 16:27	02/23/17 09:55
320-26006-4	WI-AF-1FB33-0217	Water	02/21/17 16:28	02/23/17 09:55
320-26006-5	WI-AF-1RW34-0217	Water	02/21/17 16:46	02/23/17 09:55
320-26006-6	WI-AF-1FB34-0217	Water	02/21/17 16:47	02/23/17 09:55
320-26006-7	WI-AF-1RW35-0217	Water	02/22/17 09:20	02/23/17 09:55
320-26006-8	WI-AF-1FB35-0217	Water	02/22/17 09:21	02/23/17 09:55
320-26006-9	WI-AF-1RW36-0217	Water	02/22/17 09:36	02/23/17 09:55
320-26006-10	WI-AF-1FB36-0217	Water	02/22/17 09:37	02/23/17 09:55
320-26006-11	WI-AF-1RW37-0217	Water	02/22/17 12:12	02/23/17 09:55
320-26006-12	WI-AF-1FB37-0217	Water	02/22/17 12:13	02/23/17 09:55

Login Sample Receipt Checklist

Client: CH2M Hill Constructors, Inc.

Job Number: 320-26006-1

Login Number: 26006
List Number: 1
Creator: Nelson, Kym D

List Source: TestAmerica Sacramento

Question	Answer	Comment
Radioactivity wasn't checked or is \leq background as measured by a survey meter.	True	
The cooler's custody seal, if present, is intact.	True	
Sample custody seals, if present, are intact.	N/A	
The cooler or samples do not appear to have been compromised or tampered with.	True	
Samples were received on ice.	True	
Cooler Temperature is acceptable.	True	
Cooler Temperature is recorded.	True	
COC is present.	True	
COC is filled out in ink and legible.	True	
COC is filled out with all pertinent information.	True	
Is the Field Sampler's name present on COC?	N/A	
There are no discrepancies between the containers received and the COC.	True	
Samples are received within Holding Time (excluding tests with immediate HTs)	True	
Sample containers have legible labels.	True	
Containers are not broken or leaking.	True	
Sample collection date/times are provided.	True	
Appropriate sample containers are used.	True	
Sample bottles are completely filled.	True	
Sample Preservation Verified.	N/A	
There is sufficient vol. for all requested analyses, incl. any requested MS/MSDs	True	
Containers requiring zero headspace have no headspace or bubble is <math><6\text{mm}</math> (1/4").	True	
Multiphasic samples are not present.	True	
Samples do not require splitting or compositing.	True	
Residual Chlorine Checked.	N/A	



ANALYTICAL REPORT

Job Number: 320-26006-1

Job Description: Whidbey Island

For:

CH2M Hill Constructors, Inc.

1100 NE Circle Blvd

Corvallis, OR 97330

Attention: Tiffany Hill



Approved for release.
Laura Turpen
Project Manager I
2/28/2017 1:29 PM

Laura Turpen, Project Manager I
880 Riverside Parkway, West Sacramento, CA, 95605
(916)374-4414
laura.turpen@testamericainc.com
02/28/2017

Table of Contents

Cover Title Page	1
Data Summaries	4
Definitions	4
Case Narrative	5
Detection Summary	6
Client Sample Results	7
Default Detection Limits	11
Surrogate Summary	12
QC Sample Results	13
QC Association	14
Chronicle	15
Certification Summary	18
Method Summary	19
Sample Summary	20
Manual Integration Summary	21
Reagent Traceability	28
COAs	37
Organic Sample Data	87
LCMS	87
Method 537 DOD	87
Method 537 DOD QC Summary	88
Method 537 DOD Sample Data	99
Standards Data	177
Method 537 DOD ICAL Data	177
Method 537 DOD CCAL Data	219
Raw QC Data	282

Table of Contents

Method 537 DOD Blank Data	282
Method 537 DOD LCS/LCSD Data	291
Method 537 DOD Run Logs	309
Method 537 DOD Prep Data	314
Shipping and Receiving Documents	326
Client Chain of Custody	327
Sample Receipt Checklist	328

Definitions/Glossary

Client: CH2M Hill Constructors, Inc.
Project/Site: Whidbey Island

TestAmerica Job ID: 320-26006-1

Qualifiers

LCMS

Qualifier	Qualifier Description
Q	One or more quality control criteria failed.
J	Estimated: The analyte was positively identified; the quantitation is an estimation
D	The reported value is from a dilution.
M	Manual integrated compound.
U	Undetected at the Limit of Detection.

Glossary

Abbreviation	These commonly used abbreviations may or may not be present in this report.
α	Listed under the "D" column to designate that the result is reported on a dry weight basis
%R	Percent Recovery
CFL	Contains Free Liquid
CNF	Contains no Free Liquid
DER	Duplicate error ratio (normalized absolute difference)
Dil Fac	Dilution Factor
DL, RA, RE, IN	Indicates a Dilution, Re-analysis, Re-extraction, or additional Initial metals/anion analysis of the sample
DLC	Decision level concentration
MDA	Minimum detectable activity
EDL	Estimated Detection Limit
MDC	Minimum detectable concentration
MDL	Method Detection Limit
ML	Minimum Level (Dioxin)
NC	Not Calculated
ND	Not detected at the reporting limit (or MDL or EDL if shown)
PQL	Practical Quantitation Limit
QC	Quality Control
RER	Relative error ratio
RL	Reporting Limit or Requested Limit (Radiochemistry)
RPD	Relative Percent Difference, a measure of the relative difference between two points
TEF	Toxicity Equivalent Factor (Dioxin)
TEQ	Toxicity Equivalent Quotient (Dioxin)

CASE NARRATIVE

Client: CH2M Hill Constructors, Inc.

Project: Whidbey Island

Report Number: 320-26006-1

With the exceptions noted as flags or footnotes, standard analytical protocols were followed in the analysis of the samples and no problems were encountered or anomalies observed. In addition all laboratory quality control samples were within established control limits, with any exceptions noted below. Each sample was analyzed to achieve the lowest possible reporting limit within the constraints of the method. In some cases, due to interference or analytes present at high concentrations, samples were diluted. For diluted samples, the reporting limits are adjusted relative to the dilution required.

TestAmerica Sacramento attests to the validity of the laboratory data generated by TestAmerica facilities reported herein. All analyses performed by TestAmerica facilities were done using established laboratory SOPs that incorporate QA/QC procedures described in the applicable methods. TestAmerica's operations groups have reviewed the data for compliance with the laboratory QA/QC plan, and data have been found to be compliant with laboratory protocols unless otherwise noted below.

TestAmerica utilizes USEPA approved methods and DOD QSM, where applicable, in all analytical work. The samples presented in this report were analyzed for the parameter(s) listed on the analytical methods summary page in accordance with the method(s) indicated. A summary of QC data for these analyses is included at the back of the report.

All parameters for which TestAmerica Sacramento has certification were evaluated to the QSM specified reporting convention or to the client specified format if different from QSM. Parameters not certified under QSM, if any, were evaluated to the detection limit (DL) and include qualified results where applicable.

The sample(s) that contain constituents flagged with U are undetected. The result associated with this flag is the limit of detection (LOD).

Calculations are performed before rounding to avoid round-off errors in calculated results.

All holding times were met and proper preservation noted for the methods performed on these samples, unless otherwise detailed in the individual sections below.

All solid sample results are reported on an "as received" basis unless otherwise indicated by the presence of a % solids value in the method header.

This laboratory report is confidential and is intended for the sole use of TestAmerica and its client.

RECEIPT

The samples were received on 02/23/2017; the samples arrived in good condition, properly preserved and on ice. The temperature of the coolers at receipt was 0.8 C.

PFOA/PFOS

Samples WI-AF-1RW32-0217 (320-26006-1), WI-AF-1FB32-0217 (320-26006-2), WI-AF-1RW33-0217 (320-26006-3), WI-AF-1FB33-0217 (320-26006-4), WI-AF-1RW34-0217 (320-26006-5), WI-AF-1FB34-0217 (320-26006-6), WI-AF-1RW35-0217 (320-26006-7), WI-AF-1FB35-0217 (320-26006-8), WI-AF-1RW36-0217 (320-26006-9), WI-AF-1FB36-0217 (320-26006-10), WI-AF-1RW37-0217 (320-26006-11) and WI-AF-1FB37-0217 (320-26006-12) were analyzed for PFOA/PFOS in accordance with 537. The samples were prepared on 02/25/2017 and analyzed on 02/27/2017.

Surrogate recovery for the following sample was outside control limits: WI-AF-1RW32-0217 (320-26006-1). Evidence of matrix interference due to high target analytes is present; therefore, re-extraction and/or re-analysis was not performed. The sample extract was run at a dilution of 20X and the surrogate recoveries were in control at this dilution.

Sample WI-AF-1RW32-0217 (320-26006-1)[20X] required dilution prior to analysis. The reporting limits have been adjusted accordingly.

Insufficient sample volume was available to perform a matrix spike/matrix spike duplicate (MS/MSD) associated with 320-152216.

No additional analytical or quality issues were noted, other than those described above or in the Definitions/Glossary page.

Detection Summary

Client: CH2M Hill Constructors, Inc.
Project/Site: Whidbey Island

TestAmerica Job ID: 320-26006-1

Client Sample ID: WI-AF-1RW32-0217

Lab Sample ID: 320-26006-1

Analyte	Result	Qualifier	LOQ	DL	Unit	Dil Fac	D	Method	Prep Type
Perfluorooctanoic acid (PFOA)	0.023	J	0.029	0.0090	ug/L	1		537	Total/NA
Perfluorobutanesulfonic acid (PFBS)	0.13		0.13	0.045	ug/L	1		537	Total/NA
Perfluorooctanesulfonic acid (PFOS) - DL	3.8	D M	1.1	0.30	ug/L	20		537	Total/NA

Client Sample ID: WI-AF-1FB32-0217

Lab Sample ID: 320-26006-2

No Detections.

Client Sample ID: WI-AF-1RW33-0217

Lab Sample ID: 320-26006-3

Analyte	Result	Qualifier	LOQ	DL	Unit	Dil Fac	D	Method	Prep Type
Perfluorobutanesulfonic acid (PFBS)	0.045	J	0.13	0.043	ug/L	1		537	Total/NA

Client Sample ID: WI-AF-1FB33-0217

Lab Sample ID: 320-26006-4

No Detections.

Client Sample ID: WI-AF-1RW34-0217

Lab Sample ID: 320-26006-5

No Detections.

Client Sample ID: WI-AF-1FB34-0217

Lab Sample ID: 320-26006-6

No Detections.

Client Sample ID: WI-AF-1RW35-0217

Lab Sample ID: 320-26006-7

No Detections.

Client Sample ID: WI-AF-1FB35-0217

Lab Sample ID: 320-26006-8

No Detections.

Client Sample ID: WI-AF-1RW36-0217

Lab Sample ID: 320-26006-9

No Detections.

Client Sample ID: WI-AF-1FB36-0217

Lab Sample ID: 320-26006-10

No Detections.

Client Sample ID: WI-AF-1RW37-0217

Lab Sample ID: 320-26006-11

No Detections.

Client Sample ID: WI-AF-1FB37-0217

Lab Sample ID: 320-26006-12

No Detections.

This Detection Summary does not include radiochemical test results.

TestAmerica Sacramento

Client Sample Results

Client: CH2M Hill Constructors, Inc.
Project/Site: Whidbey Island

TestAmerica Job ID: 320-26006-1

Client Sample ID: WI-AF-1RW32-0217

Date Collected: 02/21/17 11:55

Date Received: 02/23/17 09:55

Lab Sample ID: 320-26006-1

Matrix: Water

Method: 537 - Perfluorinated Alkyl Acids (LC/MS)

Analyte	Result	Qualifier	LOQ	DL	Unit	D	Prepared	Analyzed	Dil Fac
Perfluorooctanoic acid (PFOA)	0.023	J	0.029	0.0090	ug/L		02/25/17 13:09	02/27/17 15:32	1
Perfluorobutanesulfonic acid (PFBS)	0.13		0.13	0.045	ug/L		02/25/17 13:09	02/27/17 15:32	1
Surrogate	%Recovery	Qualifier	Limits				Prepared	Analyzed	Dil Fac
13C2 PFHxA	66	Q	70 - 130				02/25/17 13:09	02/27/17 15:32	1
13C2 PFDA	99		70 - 130				02/25/17 13:09	02/27/17 15:32	1

Method: 537 - Perfluorinated Alkyl Acids (LC/MS) - DL

Analyte	Result	Qualifier	LOQ	DL	Unit	D	Prepared	Analyzed	Dil Fac
Perfluorooctanesulfonic acid (PFOS)	3.8	D M	1.1	0.30	ug/L		02/25/17 13:09	02/27/17 16:34	20
Surrogate	%Recovery	Qualifier	Limits				Prepared	Analyzed	Dil Fac
13C2 PFHxA	85		70 - 130				02/25/17 13:09	02/27/17 16:34	20
13C2 PFDA	93		70 - 130				02/25/17 13:09	02/27/17 16:34	20

Client Sample ID: WI-AF-1FB32-0217

Date Collected: 02/21/17 11:56

Date Received: 02/23/17 09:55

Lab Sample ID: 320-26006-2

Matrix: Water

Method: 537 - Perfluorinated Alkyl Acids (LC/MS)

Analyte	Result	Qualifier	LOQ	DL	Unit	D	Prepared	Analyzed	Dil Fac
Perfluorooctanesulfonic acid (PFOS)	0.043	U	0.054	0.014	ug/L		02/25/17 13:09	02/27/17 15:36	1
Perfluorooctanoic acid (PFOA)	0.022	U	0.027	0.0085	ug/L		02/25/17 13:09	02/27/17 15:36	1
Perfluorobutanesulfonic acid (PFBS)	0.099	U	0.13	0.043	ug/L		02/25/17 13:09	02/27/17 15:36	1
Surrogate	%Recovery	Qualifier	Limits				Prepared	Analyzed	Dil Fac
13C2 PFHxA	82		70 - 130				02/25/17 13:09	02/27/17 15:36	1
13C2 PFDA	92		70 - 130				02/25/17 13:09	02/27/17 15:36	1

Client Sample ID: WI-AF-1RW33-0217

Date Collected: 02/21/17 16:27

Date Received: 02/23/17 09:55

Lab Sample ID: 320-26006-3

Matrix: Water

Method: 537 - Perfluorinated Alkyl Acids (LC/MS)

Analyte	Result	Qualifier	LOQ	DL	Unit	D	Prepared	Analyzed	Dil Fac
Perfluorooctanesulfonic acid (PFOS)	0.044	U M	0.054	0.014	ug/L		02/25/17 13:09	02/27/17 15:40	1
Perfluorooctanoic acid (PFOA)	0.022	U	0.027	0.0085	ug/L		02/25/17 13:09	02/27/17 15:40	1
Perfluorobutanesulfonic acid (PFBS)	0.045	J	0.13	0.043	ug/L		02/25/17 13:09	02/27/17 15:40	1
Surrogate	%Recovery	Qualifier	Limits				Prepared	Analyzed	Dil Fac
13C2 PFHxA	83		70 - 130				02/25/17 13:09	02/27/17 15:40	1
13C2 PFDA	90		70 - 130				02/25/17 13:09	02/27/17 15:40	1

Client Sample Results

Client: CH2M Hill Constructors, Inc.
Project/Site: Whidbey Island

TestAmerica Job ID: 320-26006-1

Client Sample ID: WI-AF-1FB33-0217

Lab Sample ID: 320-26006-4

Date Collected: 02/21/17 16:28

Matrix: Water

Date Received: 02/23/17 09:55

Method: 537 - Perfluorinated Alkyl Acids (LC/MS)

Analyte	Result	Qualifier	LOQ	DL	Unit	D	Prepared	Analyzed	Dil Fac
Perfluorooctanesulfonic acid (PFOS)	0.042	U M	0.053	0.014	ug/L		02/25/17 13:09	02/27/17 15:49	1
Perfluorooctanoic acid (PFOA)	0.021	U	0.026	0.0083	ug/L		02/25/17 13:09	02/27/17 15:49	1
Perfluorobutanesulfonic acid (PFBS)	0.097	U	0.12	0.042	ug/L		02/25/17 13:09	02/27/17 15:49	1
Surrogate	%Recovery	Qualifier	Limits				Prepared	Analyzed	Dil Fac
13C2 PFHxA	83		70 - 130				02/25/17 13:09	02/27/17 15:49	1
13C2 PFDA	89		70 - 130				02/25/17 13:09	02/27/17 15:49	1

Client Sample ID: WI-AF-1RW34-0217

Lab Sample ID: 320-26006-5

Date Collected: 02/21/17 16:46

Matrix: Water

Date Received: 02/23/17 09:55

Method: 537 - Perfluorinated Alkyl Acids (LC/MS)

Analyte	Result	Qualifier	LOQ	DL	Unit	D	Prepared	Analyzed	Dil Fac
Perfluorooctanesulfonic acid (PFOS)	0.044	U	0.055	0.014	ug/L		02/25/17 13:09	02/27/17 15:54	1
Perfluorooctanoic acid (PFOA)	0.022	U	0.027	0.0086	ug/L		02/25/17 13:09	02/27/17 15:54	1
Perfluorobutanesulfonic acid (PFBS)	0.10	U	0.13	0.043	ug/L		02/25/17 13:09	02/27/17 15:54	1
Surrogate	%Recovery	Qualifier	Limits				Prepared	Analyzed	Dil Fac
13C2 PFHxA	83		70 - 130				02/25/17 13:09	02/27/17 15:54	1
13C2 PFDA	89		70 - 130				02/25/17 13:09	02/27/17 15:54	1

Client Sample ID: WI-AF-1FB34-0217

Lab Sample ID: 320-26006-6

Date Collected: 02/21/17 16:47

Matrix: Water

Date Received: 02/23/17 09:55

Method: 537 - Perfluorinated Alkyl Acids (LC/MS)

Analyte	Result	Qualifier	LOQ	DL	Unit	D	Prepared	Analyzed	Dil Fac
Perfluorooctanesulfonic acid (PFOS)	0.043	U	0.053	0.014	ug/L		02/25/17 13:09	02/27/17 15:58	1
Perfluorooctanoic acid (PFOA)	0.021	U	0.027	0.0083	ug/L		02/25/17 13:09	02/27/17 15:58	1
Perfluorobutanesulfonic acid (PFBS)	0.097	U	0.12	0.042	ug/L		02/25/17 13:09	02/27/17 15:58	1
Surrogate	%Recovery	Qualifier	Limits				Prepared	Analyzed	Dil Fac
13C2 PFHxA	92		70 - 130				02/25/17 13:09	02/27/17 15:58	1
13C2 PFDA	97		70 - 130				02/25/17 13:09	02/27/17 15:58	1

Client Sample ID: WI-AF-1RW35-0217

Lab Sample ID: 320-26006-7

Date Collected: 02/22/17 09:20

Matrix: Water

Date Received: 02/23/17 09:55

Method: 537 - Perfluorinated Alkyl Acids (LC/MS)

Analyte	Result	Qualifier	LOQ	DL	Unit	D	Prepared	Analyzed	Dil Fac
Perfluorooctanesulfonic acid (PFOS)	0.044	U M	0.055	0.014	ug/L		02/25/17 13:09	02/27/17 16:02	1
Perfluorooctanoic acid (PFOA)	0.022	U	0.028	0.0087	ug/L		02/25/17 13:09	02/27/17 16:02	1
Perfluorobutanesulfonic acid (PFBS)	0.10	U	0.13	0.044	ug/L		02/25/17 13:09	02/27/17 16:02	1
Surrogate	%Recovery	Qualifier	Limits				Prepared	Analyzed	Dil Fac
13C2 PFHxA	82		70 - 130				02/25/17 13:09	02/27/17 16:02	1
13C2 PFDA	92		70 - 130				02/25/17 13:09	02/27/17 16:02	1

Client Sample Results

Client: CH2M Hill Constructors, Inc.
Project/Site: Whidbey Island

TestAmerica Job ID: 320-26006-1

Client Sample ID: WI-AF-1FB35-0217

Lab Sample ID: 320-26006-8

Date Collected: 02/22/17 09:21

Matrix: Water

Date Received: 02/23/17 09:55

Method: 537 - Perfluorinated Alkyl Acids (LC/MS)

Analyte	Result	Qualifier	LOQ	DL	Unit	D	Prepared	Analyzed	Dil Fac
Perfluorooctanesulfonic acid (PFOS)	0.043	U	0.054	0.014	ug/L		02/25/17 13:09	02/27/17 16:07	1
Perfluorooctanoic acid (PFOA)	0.021	U	0.027	0.0084	ug/L		02/25/17 13:09	02/27/17 16:07	1
Perfluorobutanesulfonic acid (PFBS)	0.098	U	0.12	0.042	ug/L		02/25/17 13:09	02/27/17 16:07	1
Surrogate	%Recovery	Qualifier	Limits				Prepared	Analyzed	Dil Fac
13C2 PFHxA	84		70 - 130				02/25/17 13:09	02/27/17 16:07	1
13C2 PFDA	87		70 - 130				02/25/17 13:09	02/27/17 16:07	1

Client Sample ID: WI-AF-1RW36-0217

Lab Sample ID: 320-26006-9

Date Collected: 02/22/17 09:36

Matrix: Water

Date Received: 02/23/17 09:55

Method: 537 - Perfluorinated Alkyl Acids (LC/MS)

Analyte	Result	Qualifier	LOQ	DL	Unit	D	Prepared	Analyzed	Dil Fac
Perfluorooctanesulfonic acid (PFOS)	0.045	U M	0.056	0.014	ug/L		02/25/17 13:09	02/27/17 16:11	1
Perfluorooctanoic acid (PFOA)	0.022	U	0.028	0.0088	ug/L		02/25/17 13:09	02/27/17 16:11	1
Perfluorobutanesulfonic acid (PFBS)	0.10	U	0.13	0.044	ug/L		02/25/17 13:09	02/27/17 16:11	1
Surrogate	%Recovery	Qualifier	Limits				Prepared	Analyzed	Dil Fac
13C2 PFHxA	84		70 - 130				02/25/17 13:09	02/27/17 16:11	1
13C2 PFDA	94		70 - 130				02/25/17 13:09	02/27/17 16:11	1

Client Sample ID: WI-AF-1FB36-0217

Lab Sample ID: 320-26006-10

Date Collected: 02/22/17 09:37

Matrix: Water

Date Received: 02/23/17 09:55

Method: 537 - Perfluorinated Alkyl Acids (LC/MS)

Analyte	Result	Qualifier	LOQ	DL	Unit	D	Prepared	Analyzed	Dil Fac
Perfluorooctanesulfonic acid (PFOS)	0.042	U	0.053	0.014	ug/L		02/25/17 13:09	02/27/17 16:16	1
Perfluorooctanoic acid (PFOA)	0.021	U	0.026	0.0083	ug/L		02/25/17 13:09	02/27/17 16:16	1
Perfluorobutanesulfonic acid (PFBS)	0.097	U	0.12	0.042	ug/L		02/25/17 13:09	02/27/17 16:16	1
Surrogate	%Recovery	Qualifier	Limits				Prepared	Analyzed	Dil Fac
13C2 PFHxA	84		70 - 130				02/25/17 13:09	02/27/17 16:16	1
13C2 PFDA	90		70 - 130				02/25/17 13:09	02/27/17 16:16	1

Client Sample ID: WI-AF-1RW37-0217

Lab Sample ID: 320-26006-11

Date Collected: 02/22/17 12:12

Matrix: Water

Date Received: 02/23/17 09:55

Method: 537 - Perfluorinated Alkyl Acids (LC/MS)

Analyte	Result	Qualifier	LOQ	DL	Unit	D	Prepared	Analyzed	Dil Fac
Perfluorooctanesulfonic acid (PFOS)	0.044	U	0.054	0.014	ug/L		02/25/17 13:09	02/27/17 16:20	1
Perfluorooctanoic acid (PFOA)	0.022	U	0.027	0.0085	ug/L		02/25/17 13:09	02/27/17 16:20	1
Perfluorobutanesulfonic acid (PFBS)	0.10	U	0.13	0.043	ug/L		02/25/17 13:09	02/27/17 16:20	1
Surrogate	%Recovery	Qualifier	Limits				Prepared	Analyzed	Dil Fac
13C2 PFHxA	83		70 - 130				02/25/17 13:09	02/27/17 16:20	1
13C2 PFDA	90		70 - 130				02/25/17 13:09	02/27/17 16:20	1

Client Sample Results

Client: CH2M Hill Constructors, Inc.
Project/Site: Whidbey Island

TestAmerica Job ID: 320-26006-1

Client Sample ID: WI-AF-1FB37-0217

Lab Sample ID: 320-26006-12

Date Collected: 02/22/17 12:13

Matrix: Water

Date Received: 02/23/17 09:55

Method: 537 - Perfluorinated Alkyl Acids (LC/MS)

Analyte	Result	Qualifier	LOQ	DL	Unit	D	Prepared	Analyzed	Dil Fac
Perfluorooctanesulfonic acid (PFOS)	0.042	U	0.053	0.014	ug/L		02/25/17 13:09	02/27/17 16:25	1
Perfluorooctanoic acid (PFOA)	0.021	U	0.026	0.0083	ug/L		02/25/17 13:09	02/27/17 16:25	1
Perfluorobutanesulfonic acid (PFBS)	0.096	U	0.12	0.042	ug/L		02/25/17 13:09	02/27/17 16:25	1
Surrogate	%Recovery	Qualifier	Limits				Prepared	Analyzed	Dil Fac
13C2 PFHxA	82		70 - 130				02/25/17 13:09	02/27/17 16:25	1
13C2 PFDA	87		70 - 130				02/25/17 13:09	02/27/17 16:25	1

Default Detection Limits

Client: CH2M Hill Constructors, Inc.
Project/Site: Whidbey Island

TestAmerica Job ID: 320-26006-1

Method: 537 - Perfluorinated Alkyl Acids (LC/MS)

Prep: 537

Analyte	LOQ	DL	Units	Method
Perfluorobutanesulfonic acid (PFBS)	0.14	0.048	ug/L	537
Perfluorooctanesulfonic acid (PFOS)	0.060	0.016	ug/L	537
Perfluorooctanoic acid (PFOA)	0.030	0.0094	ug/L	537

Surrogate Summary

Client: CH2M Hill Constructors, Inc.
Project/Site: Whidbey Island

TestAmerica Job ID: 320-26006-1

Method: 537 - Perfluorinated Alkyl Acids (LC/MS)

Matrix: Water

Prep Type: Total/NA

Lab Sample ID	Client Sample ID	Percent Surrogate Recovery (Acceptance Limits)	
		3C2 PFHx (70-130)	3C2 PFDA (70-130)
320-26006-1	WI-AF-1RW32-0217	66 Q	99
320-26006-1 - DL	WI-AF-1RW32-0217	85	93
320-26006-2	WI-AF-1FB32-0217	82	92
320-26006-3	WI-AF-1RW33-0217	83	90
320-26006-4	WI-AF-1FB33-0217	83	89
320-26006-5	WI-AF-1RW34-0217	83	89
320-26006-6	WI-AF-1FB34-0217	92	97
320-26006-7	WI-AF-1RW35-0217	82	92
320-26006-8	WI-AF-1FB35-0217	84	87
320-26006-9	WI-AF-1RW36-0217	84	94
320-26006-10	WI-AF-1FB36-0217	84	90
320-26006-11	WI-AF-1RW37-0217	83	90
320-26006-12	WI-AF-1FB37-0217	82	87
LCS 320-152216/2-A	Lab Control Sample	86	99
LCSD 320-152216/3-A	Lab Control Sample Dup	87	94
MB 320-152216/1-A	Method Blank	83	87

Surrogate Legend

13C2 PFHxA = 13C2 PFHxA

13C2 PFDA = 13C2 PFDA

QC Sample Results

Client: CH2M Hill Constructors, Inc.
Project/Site: Whidbey Island

TestAmerica Job ID: 320-26006-1

Method: 537 - Perfluorinated Alkyl Acids (LC/MS)

Lab Sample ID: MB 320-152216/1-A
Matrix: Water
Analysis Batch: 152402

Client Sample ID: Method Blank
Prep Type: Total/NA
Prep Batch: 152216

Analyte	MB MB		LOQ	DL	Unit	D	Prepared	Analyzed	Dil Fac
	Result	Qualifier							
Perfluorooctanesulfonic acid (PFOS)	0.048	U M	0.060	0.016	ug/L		02/25/17 13:09	02/27/17 15:01	1
Perfluorooctanoic acid (PFOA)	0.024	U	0.030	0.0094	ug/L		02/25/17 13:09	02/27/17 15:01	1
Perfluorobutanesulfonic acid (PFBS)	0.11	U M	0.14	0.048	ug/L		02/25/17 13:09	02/27/17 15:01	1

Surrogate	MB MB		Limits	Prepared	Analyzed	Dil Fac
	%Recovery	Qualifier				
13C2 PFHxA	83		70 - 130	02/25/17 13:09	02/27/17 15:01	1
13C2 PFDA	87		70 - 130	02/25/17 13:09	02/27/17 15:01	1

Lab Sample ID: LCS 320-152216/2-A
Matrix: Water
Analysis Batch: 152402

Client Sample ID: Lab Control Sample
Prep Type: Total/NA
Prep Batch: 152216

Analyte	Spike Added	LCS Result	LCS Qualifier	Unit	D	%Rec	Limits
Perfluorooctanoic acid (PFOA)	0.0781	0.0640		ug/L		82	70 - 130
Perfluorobutanesulfonic acid (PFBS)	0.359	0.297		ug/L		83	70 - 130

Surrogate	LCS LCS		Limits
	%Recovery	Qualifier	
13C2 PFHxA	86		70 - 130
13C2 PFDA	99		70 - 130

Lab Sample ID: LCSD 320-152216/3-A
Matrix: Water
Analysis Batch: 152402

Client Sample ID: Lab Control Sample Dup
Prep Type: Total/NA
Prep Batch: 152216

Analyte	Spike Added	LCSD Result	LCSD Qualifier	Unit	D	%Rec	Limits	RPD	RPD Limit
Perfluorooctanoic acid (PFOA)	0.0781	0.0657		ug/L		84	70 - 130	3	30
Perfluorobutanesulfonic acid (PFBS)	0.359	0.304		ug/L		85	70 - 130	2	30

Surrogate	LCSD LCSD		Limits
	%Recovery	Qualifier	
13C2 PFHxA	87		70 - 130
13C2 PFDA	94		70 - 130

QC Association Summary

Client: CH2M Hill Constructors, Inc.
Project/Site: Whidbey Island

TestAmerica Job ID: 320-26006-1

LCMS

Prep Batch: 152216

Lab Sample ID	Client Sample ID	Prep Type	Matrix	Method	Prep Batch
320-26006-1 - DL	WI-AF-1RW32-0217	Total/NA	Water	537	
320-26006-1	WI-AF-1RW32-0217	Total/NA	Water	537	
320-26006-2	WI-AF-1FB32-0217	Total/NA	Water	537	
320-26006-3	WI-AF-1RW33-0217	Total/NA	Water	537	
320-26006-4	WI-AF-1FB33-0217	Total/NA	Water	537	
320-26006-5	WI-AF-1RW34-0217	Total/NA	Water	537	
320-26006-6	WI-AF-1FB34-0217	Total/NA	Water	537	
320-26006-7	WI-AF-1RW35-0217	Total/NA	Water	537	
320-26006-8	WI-AF-1FB35-0217	Total/NA	Water	537	
320-26006-9	WI-AF-1RW36-0217	Total/NA	Water	537	
320-26006-10	WI-AF-1FB36-0217	Total/NA	Water	537	
320-26006-11	WI-AF-1RW37-0217	Total/NA	Water	537	
320-26006-12	WI-AF-1FB37-0217	Total/NA	Water	537	
MB 320-152216/1-A	Method Blank	Total/NA	Water	537	
LCS 320-152216/2-A	Lab Control Sample	Total/NA	Water	537	
LCSD 320-152216/3-A	Lab Control Sample Dup	Total/NA	Water	537	

Analysis Batch: 152402

Lab Sample ID	Client Sample ID	Prep Type	Matrix	Method	Prep Batch
320-26006-1	WI-AF-1RW32-0217	Total/NA	Water	537	152216
320-26006-2	WI-AF-1FB32-0217	Total/NA	Water	537	152216
320-26006-3	WI-AF-1RW33-0217	Total/NA	Water	537	152216
MB 320-152216/1-A	Method Blank	Total/NA	Water	537	152216
LCS 320-152216/2-A	Lab Control Sample	Total/NA	Water	537	152216
LCSD 320-152216/3-A	Lab Control Sample Dup	Total/NA	Water	537	152216

Analysis Batch: 152403

Lab Sample ID	Client Sample ID	Prep Type	Matrix	Method	Prep Batch
320-26006-4	WI-AF-1FB33-0217	Total/NA	Water	537	152216
320-26006-5	WI-AF-1RW34-0217	Total/NA	Water	537	152216
320-26006-6	WI-AF-1FB34-0217	Total/NA	Water	537	152216
320-26006-7	WI-AF-1RW35-0217	Total/NA	Water	537	152216
320-26006-8	WI-AF-1FB35-0217	Total/NA	Water	537	152216
320-26006-9	WI-AF-1RW36-0217	Total/NA	Water	537	152216
320-26006-10	WI-AF-1FB36-0217	Total/NA	Water	537	152216
320-26006-11	WI-AF-1RW37-0217	Total/NA	Water	537	152216
320-26006-12	WI-AF-1FB37-0217	Total/NA	Water	537	152216

Analysis Batch: 152411

Lab Sample ID	Client Sample ID	Prep Type	Matrix	Method	Prep Batch
320-26006-1 - DL	WI-AF-1RW32-0217	Total/NA	Water	537	152216

Lab Chronicle

Client: CH2M Hill Constructors, Inc.
Project/Site: Whidbey Island

TestAmerica Job ID: 320-26006-1

Client Sample ID: WI-AF-1RW32-0217

Date Collected: 02/21/17 11:55

Date Received: 02/23/17 09:55

Lab Sample ID: 320-26006-1

Matrix: Water

Prep Type	Batch Type	Batch Method	Run	Dilution Factor	Batch Number	Prepared or Analyzed	Analyst	Lab
Total/NA	Prep	537			152216	02/25/17 13:09	JER	TAL SAC
Total/NA	Analysis	537		1	152402	02/27/17 15:32	JRB	TAL SAC
Total/NA	Prep	537	DL		152216	02/25/17 13:09	JER	TAL SAC
Total/NA	Analysis	537	DL	20	152411	02/27/17 16:34	JRB	TAL SAC

Client Sample ID: WI-AF-1FB32-0217

Date Collected: 02/21/17 11:56

Date Received: 02/23/17 09:55

Lab Sample ID: 320-26006-2

Matrix: Water

Prep Type	Batch Type	Batch Method	Run	Dilution Factor	Batch Number	Prepared or Analyzed	Analyst	Lab
Total/NA	Prep	537			152216	02/25/17 13:09	JER	TAL SAC
Total/NA	Analysis	537		1	152402	02/27/17 15:36	JRB	TAL SAC

Client Sample ID: WI-AF-1RW33-0217

Date Collected: 02/21/17 16:27

Date Received: 02/23/17 09:55

Lab Sample ID: 320-26006-3

Matrix: Water

Prep Type	Batch Type	Batch Method	Run	Dilution Factor	Batch Number	Prepared or Analyzed	Analyst	Lab
Total/NA	Prep	537			152216	02/25/17 13:09	JER	TAL SAC
Total/NA	Analysis	537		1	152402	02/27/17 15:40	JRB	TAL SAC

Client Sample ID: WI-AF-1FB33-0217

Date Collected: 02/21/17 16:28

Date Received: 02/23/17 09:55

Lab Sample ID: 320-26006-4

Matrix: Water

Prep Type	Batch Type	Batch Method	Run	Dilution Factor	Batch Number	Prepared or Analyzed	Analyst	Lab
Total/NA	Prep	537			152216	02/25/17 13:09	JER	TAL SAC
Total/NA	Analysis	537		1	152403	02/27/17 15:49	JRB	TAL SAC

Client Sample ID: WI-AF-1RW34-0217

Date Collected: 02/21/17 16:46

Date Received: 02/23/17 09:55

Lab Sample ID: 320-26006-5

Matrix: Water

Prep Type	Batch Type	Batch Method	Run	Dilution Factor	Batch Number	Prepared or Analyzed	Analyst	Lab
Total/NA	Prep	537			152216	02/25/17 13:09	JER	TAL SAC
Total/NA	Analysis	537		1	152403	02/27/17 15:54	JRB	TAL SAC

Lab Chronicle

Client: CH2M Hill Constructors, Inc.
Project/Site: Whidbey Island

TestAmerica Job ID: 320-26006-1

Client Sample ID: WI-AF-1FB34-0217

Date Collected: 02/21/17 16:47

Date Received: 02/23/17 09:55

Lab Sample ID: 320-26006-6

Matrix: Water

Prep Type	Batch Type	Batch Method	Run	Dilution Factor	Batch Number	Prepared or Analyzed	Analyst	Lab
Total/NA	Prep	537			152216	02/25/17 13:09	JER	TAL SAC
Total/NA	Analysis	537		1	152403	02/27/17 15:58	JRB	TAL SAC

Client Sample ID: WI-AF-1RW35-0217

Date Collected: 02/22/17 09:20

Date Received: 02/23/17 09:55

Lab Sample ID: 320-26006-7

Matrix: Water

Prep Type	Batch Type	Batch Method	Run	Dilution Factor	Batch Number	Prepared or Analyzed	Analyst	Lab
Total/NA	Prep	537			152216	02/25/17 13:09	JER	TAL SAC
Total/NA	Analysis	537		1	152403	02/27/17 16:02	JRB	TAL SAC

Client Sample ID: WI-AF-1FB35-0217

Date Collected: 02/22/17 09:21

Date Received: 02/23/17 09:55

Lab Sample ID: 320-26006-8

Matrix: Water

Prep Type	Batch Type	Batch Method	Run	Dilution Factor	Batch Number	Prepared or Analyzed	Analyst	Lab
Total/NA	Prep	537			152216	02/25/17 13:09	JER	TAL SAC
Total/NA	Analysis	537		1	152403	02/27/17 16:07	JRB	TAL SAC

Client Sample ID: WI-AF-1RW36-0217

Date Collected: 02/22/17 09:36

Date Received: 02/23/17 09:55

Lab Sample ID: 320-26006-9

Matrix: Water

Prep Type	Batch Type	Batch Method	Run	Dilution Factor	Batch Number	Prepared or Analyzed	Analyst	Lab
Total/NA	Prep	537			152216	02/25/17 13:09	JER	TAL SAC
Total/NA	Analysis	537		1	152403	02/27/17 16:11	JRB	TAL SAC

Client Sample ID: WI-AF-1FB36-0217

Date Collected: 02/22/17 09:37

Date Received: 02/23/17 09:55

Lab Sample ID: 320-26006-10

Matrix: Water

Prep Type	Batch Type	Batch Method	Run	Dilution Factor	Batch Number	Prepared or Analyzed	Analyst	Lab
Total/NA	Prep	537			152216	02/25/17 13:09	JER	TAL SAC
Total/NA	Analysis	537		1	152403	02/27/17 16:16	JRB	TAL SAC

Client Sample ID: WI-AF-1RW37-0217

Date Collected: 02/22/17 12:12

Date Received: 02/23/17 09:55

Lab Sample ID: 320-26006-11

Matrix: Water

Prep Type	Batch Type	Batch Method	Run	Dilution Factor	Batch Number	Prepared or Analyzed	Analyst	Lab
Total/NA	Prep	537			152216	02/25/17 13:09	JER	TAL SAC
Total/NA	Analysis	537		1	152403	02/27/17 16:20	JRB	TAL SAC

TestAmerica Sacramento

Lab Chronicle

Client: CH2M Hill Constructors, Inc.
Project/Site: Whidbey Island

TestAmerica Job ID: 320-26006-1

Client Sample ID: WI-AF-1FB37-0217

Lab Sample ID: 320-26006-12

Date Collected: 02/22/17 12:13

Matrix: Water

Date Received: 02/23/17 09:55

<u>Prep Type</u>	<u>Batch Type</u>	<u>Batch Method</u>	<u>Run</u>	<u>Dilution Factor</u>	<u>Batch Number</u>	<u>Prepared or Analyzed</u>	<u>Analyst</u>	<u>Lab</u>
Total/NA	Prep	537			152216	02/25/17 13:09	JER	TAL SAC
Total/NA	Analysis	537		1	152403	02/27/17 16:25	JRB	TAL SAC

Laboratory References:

TAL SAC = TestAmerica Sacramento, 880 Riverside Parkway, West Sacramento, CA 95605, TEL (916)373-5600

Certification Summary

Client: CH2M Hill Constructors, Inc.
Project/Site: Whidbey Island

TestAmerica Job ID: 320-26006-1

Laboratory: TestAmerica Sacramento

All certifications held by this laboratory are listed. Not all certifications are applicable to this report.

Authority	Program	EPA Region	Certification ID	Expiration Date
Alaska (UST)	State Program	10	UST-055	12-18-17
Arizona	State Program	9	AZ0708	08-11-17
Arkansas DEQ	State Program	6	88-0691	06-17-17
California	State Program	9	2897	01-31-18
Colorado	State Program	8	CA00044	08-31-17
Connecticut	State Program	1	PH-0691	06-30-17
Florida	NELAP	4	E87570	06-30-17
Hawaii	State Program	9	N/A	01-31-17 *
Illinois	NELAP	5	200060	03-17-18
Kansas	NELAP	7	E-10375	10-31-17
L-A-B	DoD ELAP		L2468	01-20-18
Louisiana	NELAP	6	30612	06-30-17
Maine	State Program	1	CA0004	04-18-18
Michigan	State Program	5	9947	01-31-18
Nevada	State Program	9	CA00044	07-31-17
New Jersey	NELAP	2	CA005	06-30-17
New York	NELAP	2	11666	04-01-17
Oregon	NELAP	10	4040	01-28-18
Pennsylvania	NELAP	3	68-01272	03-31-17
Texas	NELAP	6	T104704399	07-31-17
US Fish & Wildlife	Federal		LE148388-0	10-31-17
USDA	Federal		P330-11-00436	12-30-17
USEPA UCMR	Federal	1	CA00044	11-06-18
Utah	NELAP	8	CA00044	02-28-17 *
Virginia	NELAP	3	460278	03-14-17
West Virginia (DW)	State Program	3	9930C	12-31-17
Wyoming	State Program	8	8TMS-L	01-29-17 *

* Certification renewal pending - certification considered valid.

Method Summary

Client: CH2M Hill Constructors, Inc.
Project/Site: Whidbey Island

TestAmerica Job ID: 320-26006-1

Method	Method Description	Protocol	Laboratory
537	Perfluorinated Alkyl Acids (LC/MS)	EPA	TAL SAC

Protocol References:

EPA = US Environmental Protection Agency

Laboratory References:

TAL SAC = TestAmerica Sacramento, 880 Riverside Parkway, West Sacramento, CA 95605, TEL (916)373-5600

Sample Summary

Client: CH2M Hill Constructors, Inc.
Project/Site: Whidbey Island

TestAmerica Job ID: 320-26006-1

Lab Sample ID	Client Sample ID	Matrix	Collected	Received
320-26006-1	WI-AF-1RW32-0217	Water	02/21/17 11:55	02/23/17 09:55
320-26006-2	WI-AF-1FB32-0217	Water	02/21/17 11:56	02/23/17 09:55
320-26006-3	WI-AF-1RW33-0217	Water	02/21/17 16:27	02/23/17 09:55
320-26006-4	WI-AF-1FB33-0217	Water	02/21/17 16:28	02/23/17 09:55
320-26006-5	WI-AF-1RW34-0217	Water	02/21/17 16:46	02/23/17 09:55
320-26006-6	WI-AF-1FB34-0217	Water	02/21/17 16:47	02/23/17 09:55
320-26006-7	WI-AF-1RW35-0217	Water	02/22/17 09:20	02/23/17 09:55
320-26006-8	WI-AF-1FB35-0217	Water	02/22/17 09:21	02/23/17 09:55
320-26006-9	WI-AF-1RW36-0217	Water	02/22/17 09:36	02/23/17 09:55
320-26006-10	WI-AF-1FB36-0217	Water	02/22/17 09:37	02/23/17 09:55
320-26006-11	WI-AF-1RW37-0217	Water	02/22/17 12:12	02/23/17 09:55
320-26006-12	WI-AF-1FB37-0217	Water	02/22/17 12:13	02/23/17 09:55

LCMS MANUAL INTEGRATION SUMMARY

Lab Name: TestAmerica Sacramento Job No.: 320-26006-1

SDG No.: _____

Instrument ID: A8_N Analysis Batch Number: 147939

Lab Sample ID: IC 320-147939/4 Client Sample ID: _____

Date Analyzed: 01/26/17 11:03 Lab File ID: 2017.01.26_537_CURVE_004. GC Column: Acquity ID: 2.1(mm)

COMPOUND NAME	RETENTION TIME	MANUAL INTEGRATION		
		REASON	ANALYST	DATE
Perfluorooctanesulfonic acid (PFOS)	2.22	Assign Peak	chandrase nas	01/26/17 12:09

Lab Sample ID: IC 320-147939/5 Client Sample ID: _____

Date Analyzed: 01/26/17 11:07 Lab File ID: 2017.01.26_537_CURVE_005. GC Column: Acquity ID: 2.1(mm)

COMPOUND NAME	RETENTION TIME	MANUAL INTEGRATION		
		REASON	ANALYST	DATE
Perfluorooctanesulfonic acid (PFOS)	2.22	Assign Peak	chandrase nas	01/26/17 12:10

Lab Sample ID: IC 320-147939/6 Client Sample ID: _____

Date Analyzed: 01/26/17 11:11 Lab File ID: 2017.01.26_537_CURVE_006. GC Column: Acquity ID: 2.1(mm)

COMPOUND NAME	RETENTION TIME	MANUAL INTEGRATION		
		REASON	ANALYST	DATE
Perfluorooctanesulfonic acid (PFOS)	2.22	Assign Peak	chandrase nas	01/26/17 12:10

Lab Sample ID: IC 320-147939/7 ICISAV Client Sample ID: _____

Date Analyzed: 01/26/17 11:16 Lab File ID: 2017.01.26_537_CURVE_007. GC Column: Acquity ID: 2.1(mm)

COMPOUND NAME	RETENTION TIME	MANUAL INTEGRATION		
		REASON	ANALYST	DATE
Perfluorooctanesulfonic acid (PFOS)	2.22	Isomers	chandrase nas	01/26/17 12:08

LCMS MANUAL INTEGRATION SUMMARY

Lab Name: TestAmerica Sacramento Job No.: 320-26006-1

SDG No.: _____

Instrument ID: A8_N Analysis Batch Number: 147939

Lab Sample ID: IC 320-147939/8 Client Sample ID: _____

Date Analyzed: 01/26/17 11:20 Lab File ID: 2017.01.26_537_CURVE_008. GC Column: Acquity ID: 2.1(mm)

COMPOUND NAME	RETENTION TIME	MANUAL INTEGRATION		
		REASON	ANALYST	DATE
Perfluorooctanesulfonic acid (PFOS)	2.22	Assign Peak	chandrase nas	01/26/17 12:11

Lab Sample ID: IC 320-147939/9 Client Sample ID: _____

Date Analyzed: 01/26/17 11:25 Lab File ID: 2017.01.26_537_CURVE_009. GC Column: Acquity ID: 2.1(mm)

COMPOUND NAME	RETENTION TIME	MANUAL INTEGRATION		
		REASON	ANALYST	DATE
Perfluorooctanesulfonic acid (PFOS)	2.22	Assign Peak	chandrase nas	01/26/17 12:11

Lab Sample ID: CCVL 320-147939/11 Client Sample ID: _____

Date Analyzed: 01/26/17 11:33 Lab File ID: 2017.01.26_537_CURVE_011. GC Column: Acquity ID: 2.1(mm)

COMPOUND NAME	RETENTION TIME	MANUAL INTEGRATION		
		REASON	ANALYST	DATE
Perfluorooctanesulfonic acid (PFOS)	2.22	Assign Peak	chandrase nas	01/26/17 12:15

Lab Sample ID: ICV 320-147939/13 Client Sample ID: _____

Date Analyzed: 01/26/17 11:42 Lab File ID: 2017.01.26_537_CURVE_013. GC Column: Acquity ID: 2.1(mm)

COMPOUND NAME	RETENTION TIME	MANUAL INTEGRATION		
		REASON	ANALYST	DATE
Perfluorooctanesulfonic acid (PFOS)	2.22	Assign Peak	chandrase nas	01/26/17 12:16

LCMS MANUAL INTEGRATION SUMMARY

Lab Name: TestAmerica Sacramento Job No.: 320-26006-1

SDG No.: _____

Instrument ID: A8_N Analysis Batch Number: 152311

Lab Sample ID: CCV 320-152311/3 CCVL Client Sample ID: _____

Date Analyzed: 02/27/17 11:03 Lab File ID: 2017.02.27A_537_003.d GC Column: GeminiC18 3x1 ID: 3(mm)

COMPOUND NAME	RETENTION TIME	MANUAL INTEGRATION		
		REASON	ANALYST	DATE
Perfluorooctanesulfonic acid (PFOS)	2.31	Missed Peak	barnettj	02/27/17 16:58

LCMS MANUAL INTEGRATION SUMMARY

Lab Name: TestAmerica Sacramento Job No.: 320-26006-1

SDG No.: _____

Instrument ID: A8_N Analysis Batch Number: 152402

Lab Sample ID: CCV 320-152402/1 CCVIS Client Sample ID: _____

Date Analyzed: 02/27/17 14:56 Lab File ID: 2017.02.27C_537_001.d GC Column: GeminiC18 3x1 ID: 3(mm)

COMPOUND NAME	RETENTION TIME	MANUAL INTEGRATION		
		REASON	ANALYST	DATE
Perfluorooctanesulfonic acid (PFOS)	2.25	Missed Peak	barnettj	02/27/17 16:54

Lab Sample ID: MB 320-152216/1-A Client Sample ID: _____

Date Analyzed: 02/27/17 15:01 Lab File ID: 2017.02.27C_537_002.d GC Column: GeminiC18 3x1 ID: 3(mm)

COMPOUND NAME	RETENTION TIME	MANUAL INTEGRATION		
		REASON	ANALYST	DATE
Perfluorobutanesulfonic acid (PFBS)	1.51	Missed Peak	barnettj	02/27/17 16:54
Perfluorooctanesulfonic acid (PFOS)	2.25	Missed Peak	barnettj	02/27/17 16:54

Lab Sample ID: LCS 320-152216/2-A Client Sample ID: _____

Date Analyzed: 02/27/17 15:05 Lab File ID: 2017.02.27C_537_003.d GC Column: GeminiC18 3x1 ID: 3(mm)

COMPOUND NAME	RETENTION TIME	MANUAL INTEGRATION		
		REASON	ANALYST	DATE
Perfluorooctanesulfonic acid (PFOS)	2.25	Missed Peak	barnettj	02/27/17 16:54

Lab Sample ID: LCSD 320-152216/3-A Client Sample ID: _____

Date Analyzed: 02/27/17 15:10 Lab File ID: 2017.02.27C_537_004.d GC Column: GeminiC18 3x1 ID: 3(mm)

COMPOUND NAME	RETENTION TIME	MANUAL INTEGRATION		
		REASON	ANALYST	DATE
Perfluorooctanesulfonic acid (PFOS)	2.25	Missed Peak	barnettj	02/27/17 16:54

LCMS MANUAL INTEGRATION SUMMARY

Lab Name: TestAmerica Sacramento Job No.: 320-26006-1

SDG No.: _____

Instrument ID: A8_N Analysis Batch Number: 152402

Lab Sample ID: 320-26006-3 Client Sample ID: WI-AF-1RW33-0217

Date Analyzed: 02/27/17 15:40 Lab File ID: 2017.02.27C_537_011.d GC Column: GeminiC18 3x1 ID: 3(mm)

COMPOUND NAME	RETENTION TIME	MANUAL INTEGRATION		
		REASON	ANALYST	DATE
Perfluorooctanesulfonic acid (PFOS)	2.25	Missed Peak	barnettj	02/27/17 16:54

Lab Sample ID: CCV 320-152402/12 CCVIS Client Sample ID: _____

Date Analyzed: 02/27/17 15:45 Lab File ID: 2017.02.27C_537_012.d GC Column: GeminiC18 3x1 ID: 3(mm)

COMPOUND NAME	RETENTION TIME	MANUAL INTEGRATION		
		REASON	ANALYST	DATE
Perfluorooctanesulfonic acid (PFOS)	2.25	Missed Peak	barnettj	02/27/17 16:54

LCMS MANUAL INTEGRATION SUMMARY

Lab Name: TestAmerica Sacramento Job No.: 320-26006-1

SDG No.: _____

Instrument ID: A8_N Analysis Batch Number: 152403

Lab Sample ID: CCV 320-152403/12 CCVIS Client Sample ID: _____

Date Analyzed: 02/27/17 15:45 Lab File ID: 2017.02.27C_537_012.d GC Column: GeminiC18 3x1 ID: 3(mm)

COMPOUND NAME	RETENTION TIME	MANUAL INTEGRATION		
		REASON	ANALYST	DATE
Perfluorooctanesulfonic acid (PFOS)	2.25	Missed Peak	barnettj	02/27/17 16:54

Lab Sample ID: 320-26006-4 Client Sample ID: WI-AF-1FB33-0217

Date Analyzed: 02/27/17 15:49 Lab File ID: 2017.02.27C_537_013.d GC Column: GeminiC18 3x1 ID: 3(mm)

COMPOUND NAME	RETENTION TIME	MANUAL INTEGRATION		
		REASON	ANALYST	DATE
Perfluorooctanesulfonic acid (PFOS)	2.25	Missed Peak	barnettj	02/27/17 16:54

Lab Sample ID: 320-26006-7 Client Sample ID: WI-AF-1RW35-0217

Date Analyzed: 02/27/17 16:02 Lab File ID: 2017.02.27C_537_016.d GC Column: GeminiC18 3x1 ID: 3(mm)

COMPOUND NAME	RETENTION TIME	MANUAL INTEGRATION		
		REASON	ANALYST	DATE
Perfluorooctanesulfonic acid (PFOS)	2.25	Missed Peak	barnettj	02/27/17 16:55

Lab Sample ID: 320-26006-9 Client Sample ID: WI-AF-1RW36-0217

Date Analyzed: 02/27/17 16:11 Lab File ID: 2017.02.27C_537_018.d GC Column: GeminiC18 3x1 ID: 3(mm)

COMPOUND NAME	RETENTION TIME	MANUAL INTEGRATION		
		REASON	ANALYST	DATE
Perfluorooctanesulfonic acid (PFOS)	2.16	Missed Peak	barnettj	02/27/17 16:55

LCMS MANUAL INTEGRATION SUMMARY

Lab Name: TestAmerica Sacramento Job No.: 320-26006-1

SDG No.: _____

Instrument ID: A8_N Analysis Batch Number: 152411

Lab Sample ID: 320-26006-1 DL Client Sample ID: WI-AF-1RW32-0217 DL

Date Analyzed: 02/27/17 16:34 Lab File ID: 2017.02.27C_537_023.d GC Column: GeminiC18 3x1 ID: 3(mm)

COMPOUND NAME	RETENTION TIME	MANUAL INTEGRATION		
		REASON	ANALYST	DATE
Perfluorooctanesulfonic acid (PFOS)	2.25	Missed Peak	barnettj	02/27/17 17:07

Lab Sample ID: CCV 320-152411/24 CCVIS Client Sample ID: _____

Date Analyzed: 02/27/17 16:38 Lab File ID: 2017.02.27C_537_024.d GC Column: GeminiC18 3x1 ID: 3(mm)

COMPOUND NAME	RETENTION TIME	MANUAL INTEGRATION		
		REASON	ANALYST	DATE
Perfluorooctanesulfonic acid (PFOS)	2.25	Missed Peak	barnettj	02/27/17 16:55

REAGENT TRACEABILITY SUMMARY

Lab Name: TestAmerica Sacramento

Job No.: 320-26006-1

SDG No.: _____

Reagent ID	Exp Date	Prep Date	Dilutant Used	Reagent Final Volume	Parent Reagent		Analyte	Concentration
					Reagent ID	Volume Added		
LC537-ICV_00019	03/01/17	12/20/16	MeOH/H2O, Lot 067374	10 mL	LC537-IS_00028	200 uL	13C2-PFOA	10 ng/mL
.LC537-IS_00028	06/19/17	12/19/16	Methanol, Lot 090285	10000 uL	LCM2PFOA_00005	100 uL	13C2-PFOA	28.68 ng/mL
..LCM2PFOA_00005	06/19/18	Wellington Laboratories, Lot M2PFOA0613			LCMPFOS_00018	300 uL	13C4 PFOS	0.5 ug/mL
..LCMPFOS_00018	08/03/21	Wellington Laboratories, Lot MPFOS0816			(Purchased Reagent)		13C2-PFOA	1.434 ug/mL
LC537-ICV_00019	03/01/17	12/20/16	MeOH/H2O, Lot 067374	10 mL	LC537-SU_00027	500 uL	13C2 PFDA	50 ug/mL
.LC537-SU_00027	06/19/17	12/19/16	Methanol, Lot 104453	20000 uL	LC537ICIM_00014	25 uL	13C2 PFHxA	47.8 ug/mL
..LCMPFDA_00008	08/19/20	Wellington Laboratories, Lot MPFDA0815			(Purchased Reagent)		13C2 PFDA	10 ng/mL
..LCMPFHxA_00009	04/09/20	Wellington Laboratories, Lot MPFHxA0415			(Purchased Reagent)		13C2 PFHxA	10 ng/mL
.LC537ICIM_00014	03/01/17	12/20/16	Methanol, Lot 090285	25 mL	LC537-PFBS2_00005	0.5 mL	Perfluorobutanesulfonic acid (PFBS)	114.77 ng/mL
..LC537-PFBS2_00005	03/01/17	02/29/16	Methanol, Lot 090285	10 mL	LC537-PFOA2_00008	0.142 mL	Perfluorooctanoic acid (PFOA)	25.0232 ng/mL
...LC537-PFBS2_00001	08/09/17	Santa Cruz Biotechnology, Lot H0112			LC537-PFOS2_00005	0.22 mL	Perfluorooctanesulfonic acid (PFOS)	27.2389 ng/mL
..LC537-PFOA2_00008	07/25/17	12/20/16	Methanol, Lot 090285	10 mL	LC537_PFBS2_00001	0.023 g	Perfluorobutanesulfonic acid (PFBS)	0.2 ug/mL
..LC537-PFOA2_00001	07/25/17	Afla Aesar, Lot D24Y026			(Purchased Reagent)		13C2 PFDA	0.2 ug/mL
..LC537-PFOS2_00005	03/01/17	02/29/16	Methanol, Lot 090285	10 mL	LC537_PFOA2_00001	0.0178 g	Perfluorooctanoic acid (PFOA)	50 ug/mL
...LC537-PFOS2_00001	07/26/17	Sigma, Lot BCBF5116V			LC537_PFOA2_00001	0.0159 g	Perfluorooctanesulfonic acid (PFOS)	50 ug/mL
..LC537-PFOS2_00001	07/26/17	Sigma, Lot BCBF5116V			(Purchased Reagent)		Perfluorooctanesulfonic acid (PFOS)	2295.4 ug/mL
LC537-IS_00030	07/17/17	01/17/17	Methanol, Lot 090285	10000 uL	LCM2PFOA_00005	100 uL	13C2-PFOA	0.998 g/g
.LCM2PFOA_00005	06/19/18	Wellington Laboratories, Lot M2PFOA0613			LCMPFOS_00018	300 uL	13C4 PFOS	0.5 ug/mL
..LCM2PFOA_00005	06/19/18	Wellington Laboratories, Lot M2PFOA0613			(Purchased Reagent)		13C2-PFOA	1.434 ug/mL
..LCMPFOS_00018	08/03/21	Wellington Laboratories, Lot MPFOS0816			(Purchased Reagent)		13C4 PFOS	50 ug/mL
LC537-L1_00017	06/14/17	12/23/16	MeOH/H2O, Lot 090285	5 mL	LC537-IS_00028	100 uL	13C2-PFOA	10 ng/mL
.LC537-IS_00028	06/19/17	12/19/16	Methanol, Lot 090285	10000 uL	LC537-MSP_00017	25 uL	13C4 PFOS	28.68 ng/mL
..LC537-MSP_00017	06/19/17	12/19/16	Methanol, Lot 090285	10000 uL	(Purchased Reagent)		Perfluorobutanesulfonic acid (PFBS)	8.976 ng/mL
...LC537-MSP_00017	06/19/17	12/19/16	Methanol, Lot 090285	10000 uL	(Purchased Reagent)		Perfluoroheptanoic acid	0.99 ng/mL
....LC537-MSP_00017	06/19/17	12/19/16	Methanol, Lot 090285	10000 uL	(Purchased Reagent)		Perfluorohexanesulfonic acid	3.02582 ng/mL
.....LC537-MSP_00017	06/19/17	12/19/16	Methanol, Lot 090285	10000 uL	(Purchased Reagent)		Perfluorononanoic acid	2.07415 ng/mL
.....LC537-MSP_00017	06/19/17	12/19/16	Methanol, Lot 090285	10000 uL	(Purchased Reagent)		Perfluorooctanoic acid (PFOA)	1.95189 ng/mL
.....LC537-MSP_00017	06/19/17	12/19/16	Methanol, Lot 090285	10000 uL	(Purchased Reagent)		Perfluorooctanesulfonic acid (PFOS)	4.00664 ng/mL
.....LC537-MSP_00017	06/19/17	12/19/16	Methanol, Lot 090285	10000 uL	LC537-SU_00026	250 uL	13C2 PFDA	10 ng/mL
.....LC537-MSP_00017	06/19/17	12/19/16	Methanol, Lot 090285	10000 uL	LC537-SU_00026	250 uL	13C2 PFHxA	10 ng/mL

REAGENT TRACEABILITY SUMMARY

Lab Name: TestAmerica Sacramento

Job No.: 320-26006-1

SDG No.:

Reagent ID	Exp Date	Prep Date	Dilutant Used	Reagent Final Volume	Parent Reagent		Analyte	Concentration
					Reagent ID	Volume Added		
.LC537-IS_00028	06/19/17	12/19/16	Methanol, Lot 090285	10000 uL	LCM2PFOA 00005	100 uL	13C2-PFOA	0.5 ug/mL
					LCMPFOS 00018	300 uL	13C4 PFOS	1.434 ug/mL
..LCM2PFOA 00005	06/19/18	Wellington Laboratories, Lot M2PFOA0613			(Purchased Reagent)		13C2-PFOA	50 ug/mL
..LCMPFOS 00018	08/03/21	Wellington Laboratories, Lot MPFOS0816			(Purchased Reagent)		13C4 PFOS	47.8 ug/mL
.LC537-MSP_00017	06/22/17	12/22/16	Methanol, Lot 090285	10000 uL	LC537SPIM_00018	200 uL	Perfluorobutanesulfonic acid (PFBS)	1795.2 ng/mL
							Perfluoroheptanoic acid	198 ng/mL
							Perfluorohexanesulfonic acid	605.164 ng/mL
							Perfluorononanoic acid	414.831 ng/mL
							Perfluorooctanoic acid (PFOA)	390.378 ng/mL
							Perfluorooctanesulfonic acid (PFOS)	801.328 ng/mL
..LC537SPIM_00018	06/22/17	12/22/16	Methanol, Lot 104453	10000 uL	LC537-PFBS_00006	440 uL	Perfluorobutanesulfonic acid (PFBS)	89.76 ug/mL
					LC537-PFHpA 00013	100 uL	Perfluoroheptanoic acid	9.9 ug/mL
					LC537-PFHxS 00008	300 uL	Perfluorohexanesulfonic acid	30.2582 ug/mL
					LC537-PFNA 00011	200 uL	Perfluorononanoic acid	20.7415 ug/mL
					LC537-PFOA 00011	100 uL	Perfluorooctanoic acid (PFOA)	19.5189 ug/mL
					LC537-PFOS_00006	400 uL	Perfluorooctanesulfonic acid (PFOS)	40.0664 ug/mL
...LC537-PFBS_00006	07/28/17	07/28/16	Methanol, Lot 090285	5 mL	LC537_PFBS_00002	0.0102 g	Perfluorobutanesulfonic acid (PFBS)	2040 ug/mL
....LC537_PFBS_00002	04/01/18	Sigma, Lot MKBP8842V			(Purchased Reagent)		Perfluorobutanesulfonic acid (PFBS)	1 g/g
...LC537-PFHpA 00013	06/22/17	12/22/16	Methanol, Lot 090285	56.8 mL	LC537 PFHpA 00002	0.0568 g	Perfluoroheptanoic acid	990 ug/mL
....LC537 PFHpA 00002	04/01/18	Aldrich, Lot BCM2579V			(Purchased Reagent)		Perfluoroheptanoic acid	0.99 g/g
...LC537-PFHxS 00008	07/28/17	07/28/16	Methanol, Lot 090285	5.5 mL	LC537 PFHxS 00002	0.0061 g	Perfluorohexanesulfonic acid	1008.61 ug/mL
....LC537 PFHxS 00002	04/01/18	Sigma, Lot BCBL3545V			(Purchased Reagent)		Perfluorohexanesulfonic acid	0.9094 g/g
...LC537-PFNA 00011	11/21/17	11/21/16	Methanol, Lot 090285	6.5 mL	LC537 PFNA 00002	0.007 g	Perfluorononanoic acid	1037.08 ug/mL
....LC537 PFNA 00002	04/01/18	TCI America, Lot QN44F			(Purchased Reagent)		Perfluorononanoic acid	0.963 g/g
...LC537-PFOA 00011	11/21/17	11/21/16	Methanol, Lot 090285	6.5 mL	LC537 PFOA 00002	0.0127 g	Perfluorooctanoic acid (PFOA)	1951.89 ug/mL
....LC537 PFOA 00002	11/04/18	Fluka, Lot SZBD308XV			(Purchased Reagent)		Perfluorooctanoic acid (PFOA)	0.999 g/g
...LC537-PFOS_00006	07/28/17	07/28/16	Methanol, Lot 090285	6 mL	LC537_PFOS_00002	0.0066 g	Perfluorooctanesulfonic acid (PFOS)	1001.66 ug/mL
....LC537_PFOS_00002	08/09/17	Fluka, Lot SZBC222XV			(Purchased Reagent)		Perfluorooctanesulfonic acid (PFOS)	0.9106 g/g
.LC537-SU_00026	06/14/17	12/16/16	Methanol, Lot 104453	20000 uL	LC537-SU_00025	10000 uL	13C2 PFDA	0.2 ug/mL
							13C2 PFHxA	0.2 ug/mL
..LC537-SU_00025	06/14/17	12/14/16	Methanol, Lot 104453	10000 uL	LCMPFDA 00008	80 uL	13C2 PFDA	0.4 ug/mL
					LCMPFHxA 00009	80 uL	13C2 PFHxA	0.4 ug/mL
...LCMPFDA 00008	08/19/20	Wellington Laboratories, Lot MPFDA0815			(Purchased Reagent)		13C2 PFDA	50 ug/mL
..LCMPFHxA 00009	04/09/20	Wellington Laboratories, Lot MPFHxA0415			(Purchased Reagent)		13C2 PFHxA	50 ug/mL
LC537-L2_00015	05/21/17	12/19/16	MeOH/H2O, Lot 090285	5 mL	LC537-IS_00028	100 uL	13C2-PFOA	10 ng/mL
							13C4 PFOS	28.68 ng/mL
.LC537-IS_00028	06/19/17	12/19/16	Methanol, Lot 090285	10000 uL	LCM2PFOA 00005	100 uL	13C2-PFOA	0.5 ug/mL
					LCMPFOS 00018	300 uL	13C4 PFOS	1.434 ug/mL
..LCM2PFOA 00005	06/19/18	Wellington Laboratories, Lot M2PFOA0613			(Purchased Reagent)		13C2-PFOA	50 ug/mL
..LCMPFOS 00018	08/03/21	Wellington Laboratories, Lot MPFOS0816			(Purchased Reagent)		13C4 PFOS	47.8 ug/mL

REAGENT TRACEABILITY SUMMARY

Lab Name: TestAmerica Sacramento

Job No.: 320-26006-1

SDG No.: _____

Reagent ID	Exp Date	Prep Date	Dilutant Used	Reagent Final Volume	Parent Reagent		Analyte	Concentration	
					Reagent ID	Volume Added			
LC537-L2_00015	05/21/17	12/19/16	MeOH/H2O, Lot 090285	5 mL	LC537-HSP_00013	34 uL	Perfluorobutanesulfonic acid (PFBS)	22.8888 ng/mL	
							Perfluorooctanoic acid (PFOA)	4.97733 ng/mL	
					LC537-SU_00026	250 uL	Perfluorooctanesulfonic acid (PFOS)	10.2169 ng/mL	
							13C2 PFDA	10 ng/mL	
.LC537-HSP_00013	05/21/17	11/21/16	Methanol, Lot 090285	10000 uL	LC537SPIM_00017	375 uL	13C2 PFHxA	10 ng/mL	
							Perfluorobutanesulfonic acid (PFBS)	3366 ng/mL	
							Perfluorooctanoic acid (PFOA)	731.96 ng/mL	
..LC537SPIM_00017	05/21/17	11/21/16	Methanol, Lot 104453	10000 uL	LC537-PFBS_00006	440 uL	Perfluorooctanesulfonic acid (PFOS)	1502.49 ng/mL	
							Perfluorobutanesulfonic acid (PFBS)	89.76 ug/mL	
							Perfluorooctanoic acid (PFOA)	19.5189 ug/mL	
...LC537-PFOA_00011	07/28/17	07/28/16	Methanol, Lot 090285	5 mL	LC537-PFOA_00011	100 uL	Perfluorooctanesulfonic acid (PFOS)	40.0664 ug/mL	
							LC537-PFOS_00006	400 uL	
...LC537-PFOS_00006	07/28/17	07/28/16	Methanol, Lot 090285	5 mL	LC537-PFOS_00002	0.0102 g	Perfluorobutanesulfonic acid (PFBS)	2040 ug/mL	
....LC537-PFBS_00002	04/01/18		Sigma, Lot MKBP8842V				(Purchased Reagent)	Perfluorobutanesulfonic acid (PFBS)	1 g/g
...LC537-PFOA_00011	11/21/17	11/21/16	Methanol, Lot 090285	6.5 mL	LC537-PFOA_00002	0.0127 g	Perfluorooctanoic acid (PFOA)	1951.89 ug/mL	
....LC537-PFOA_00002	11/04/18		Fluka, Lot SZBD308XV				(Purchased Reagent)	Perfluorooctanoic acid (PFOA)	0.999 g/g
...LC537-PFOS_00006	07/28/17	07/28/16	Methanol, Lot 090285	6 mL	LC537-PFOS_00002	0.0066 g	Perfluorobutanesulfonic acid (PFBS)	1001.66 ug/mL	
....LC537-PFOS_00002	08/09/17		Fluka, Lot SZBC222XV				(Purchased Reagent)	Perfluorooctanesulfonic acid (PFOS)	0.9106 g/g
.LC537-SU_00026	06/14/17	12/16/16	Methanol, Lot 104453	20000 uL	LC537-SU_00025	10000 uL	13C2 PFDA	0.2 ug/mL	
							13C2 PFHxA	0.2 ug/mL	
..LC537-SU_00025	06/14/17	12/14/16	Methanol, Lot 104453	10000 uL	LCMPFDA_00008	80 uL	13C2 PFDA	0.4 ug/mL	
							LCMPFHxA_00009	80 uL	
...LCMPFDA_00008	08/19/20		Wellington Laboratories, Lot MPFDA0815				(Purchased Reagent)	13C2 PFDA	50 ug/mL
...LCMPFHxA_00009	04/09/20		Wellington Laboratories, Lot MPFHxA0415				(Purchased Reagent)	13C2 PFHxA	50 ug/mL
LC537-L2_00016	06/14/17	12/23/16	MeOH/H2O, Lot 090285	5 mL	LC537-HSP_00014	34 uL	Perfluorobutanesulfonic acid (PFBS)	22.8888 ng/mL	
							Perfluoroheptanoic acid	2.5245 ng/mL	
							Perfluorohexanesulfonic acid	7.71585 ng/mL	
					LC537-IS_00028	100 uL	Perfluorononanoic acid	5.28909 ng/mL	
							Perfluorooctanoic acid (PFOA)	4.97733 ng/mL	
							Perfluorooctanesulfonic acid (PFOS)	10.2169 ng/mL	
LC537-SU_00026	250 uL	13C2-PFOA	10 ng/mL						
		13C4 PFOS	28.68 ng/mL						
.LC537-HSP_00014	06/22/17	12/22/16	Methanol, Lot 090285	10000 uL	LC537SPIM_00018	375 uL	13C2 PFDA	10 ng/mL	
							13C2 PFHxA	10 ng/mL	
							Perfluorobutanesulfonic acid (PFBS)	3366 ng/mL	
							Perfluoroheptanoic acid	371.25 ng/mL	
							Perfluorohexanesulfonic acid	1134.68 ng/mL	

REAGENT TRACEABILITY SUMMARY

Lab Name: TestAmerica Sacramento

Job No.: 320-26006-1

SDG No.: _____

Reagent ID	Exp Date	Prep Date	Dilutant Used	Reagent Final Volume	Parent Reagent		Analyte	Concentration
					Reagent ID	Volume Added		
							Perfluorononanoic acid	777.808 ng/mL
							Perfluorooctanoic acid (PFOA)	731.96 ng/mL
							Perfluorooctanesulfonic acid (PFOS)	1502.49 ng/mL
..LC537SPIM_00018	06/22/17	12/22/16	Methanol, Lot 104453	10000 uL	LC537-PFBS_00006	440 uL	Perfluorobutanesulfonic acid (PFBS)	89.76 ug/mL
					LC537-PFHpA_00013	100 uL	Perfluoroheptanoic acid	9.9 ug/mL
					LC537-PFHxS_00008	300 uL	Perfluorohexanesulfonic acid	30.2582 ug/mL
					LC537-PFNA_00011	200 uL	Perfluorononanoic acid	20.7415 ug/mL
					LC537-PFOA_00011	100 uL	Perfluorooctanoic acid (PFOA)	19.5189 ug/mL
					LC537-PFOS_00006	400 uL	Perfluorooctanesulfonic acid (PFOS)	40.0664 ug/mL
...LC537-PFBS_00006	07/28/17	07/28/16	Methanol, Lot 090285	5 mL	LC537_PFBS_00002	0.0102 g	Perfluorobutanesulfonic acid (PFBS)	2040 ug/mL
....LC537_PFBS_00002	04/01/18		Sigma, Lot MKBP8842V		(Purchased Reagent)		Perfluorobutanesulfonic acid (PFBS)	1 g/g
..LC537-PFHpA_00013	06/22/17	12/22/16	Methanol, Lot 090285	56.8 mL	LC537 PFHpA_00002	0.0568 g	Perfluoroheptanoic acid	990 ug/mL
....LC537 PFHpA_00002	04/01/18		Aldrich, Lot BCM2579V		(Purchased Reagent)		Perfluoroheptanoic acid	0.99 g/g
..LC537-PFHxS_00008	07/28/17	07/28/16	Methanol, Lot 090285	5.5 mL	LC537 PFHxS_00002	0.0061 g	Perfluorohexanesulfonic acid	1008.61 ug/mL
....LC537 PFHxS_00002	04/01/18		Sigma, Lot BCBL3545V		(Purchased Reagent)		Perfluorohexanesulfonic acid	0.9094 g/g
..LC537-PFNA_00011	11/21/17	11/21/16	Methanol, Lot 090285	6.5 mL	LC537 PFNA_00002	0.007 g	Perfluorononanoic acid	1037.08 ug/mL
....LC537 PFNA_00002	04/01/18		TCI America, Lot QN44F		(Purchased Reagent)		Perfluorononanoic acid	0.963 g/g
..LC537-PFOA_00011	11/21/17	11/21/16	Methanol, Lot 090285	6.5 mL	LC537 PFOA_00002	0.0127 g	Perfluorooctanoic acid (PFOA)	1951.89 ug/mL
....LC537 PFOA_00002	11/04/18		Fluka, Lot SZBD308XV		(Purchased Reagent)		Perfluorooctanoic acid (PFOA)	0.999 g/g
..LC537-PFOS_00006	07/28/17	07/28/16	Methanol, Lot 090285	6 mL	LC537_PFOS_00002	0.0066 g	Perfluorooctanesulfonic acid (PFOS)	1001.66 ug/mL
....LC537_PFOS_00002	08/09/17		Fluka, Lot SZBC222XV		(Purchased Reagent)		Perfluorooctanesulfonic acid (PFOS)	0.9106 g/g
.LC537-IS_00028	06/19/17	12/19/16	Methanol, Lot 090285	10000 uL	LCM2PFOA_00005	100 uL	13C2-PFOA	0.5 ug/mL
					LCMPFOS_00018	300 uL	13C4 PFOS	1.434 ug/mL
..LCM2PFOA_00005	06/19/18		Wellington Laboratories, Lot M2PFOA0613		(Purchased Reagent)		13C2-PFOA	50 ug/mL
..LCMPFOS_00018	08/03/21		Wellington Laboratories, Lot MPFOS0816		(Purchased Reagent)		13C4 PFOS	47.8 ug/mL
.LC537-SU_00026	06/14/17	12/16/16	Methanol, Lot 104453	20000 uL	LC537-SU_00025	10000 uL	13C2 PFDA	0.2 ug/mL
							13C2 PFHxA	0.2 ug/mL
..LC537-SU_00025	06/14/17	12/14/16	Methanol, Lot 104453	10000 uL	LCMPFDA_00008	80 uL	13C2 PFDA	0.4 ug/mL
					LCMPFHxA_00009	80 uL	13C2 PFHxA	0.4 ug/mL
...LCMPFDA_00008	08/19/20		Wellington Laboratories, Lot MPFDA0815		(Purchased Reagent)		13C2 PFDA	50 ug/mL
...LCMPFHxA_00009	04/09/20		Wellington Laboratories, Lot MPFHxA0415		(Purchased Reagent)		13C2 PFHxA	50 ug/mL
LC537-L3_00019	06/14/17	01/20/17	MeOH/H2O, Lot 090285	5 mL	LC537-HSP_00014	67 uL	Perfluorobutanesulfonic acid (PFBS)	45.1044 ng/mL
							Perfluoroheptanoic acid	4.97475 ng/mL
							Perfluorohexanesulfonic acid	15.2048 ng/mL
							Perfluorononanoic acid	10.4226 ng/mL
							Perfluorooctanoic acid (PFOA)	9.80826 ng/mL
							Perfluorooctanesulfonic acid (PFOS)	20.1334 ng/mL
					LC537-IS_00030	100 uL	13C2-PFOA	10 ng/mL
							13C4 PFOS	28.68 ng/mL
					LC537-SU_00029	250 uL	13C2 PFDA	10 ng/mL

REAGENT TRACEABILITY SUMMARY

Lab Name: TestAmerica Sacramento

Job No.: 320-26006-1

SDG No.:

Reagent ID	Exp Date	Prep Date	Dilutant Used	Reagent Final Volume	Parent Reagent		Analyte	Concentration							
					Reagent ID	Volume Added									
.LC537-HSP_00014	06/22/17	12/22/16	Methanol, Lot 090285	10000 uL	LC537SPIM_00018	375 uL	13C2 PFHxA	10 ng/mL							
							Perfluorobutanesulfonic acid (PFBS)	3366 ng/mL							
							Perfluoroheptanoic acid	371.25 ng/mL							
							Perfluorohexanesulfonic acid	1134.68 ng/mL							
							Perfluorononanoic acid	777.808 ng/mL							
..LC537SPIM_00018	06/22/17	12/22/16	Methanol, Lot 104453	10000 uL	LC537-PFBS_00006	440 uL	Perfluorobutanesulfonic acid (PFBS)	89.76 ug/mL							
							LC537-PFHpA_00013	100 uL	Perfluoroheptanoic acid	9.9 ug/mL					
							LC537-PFHxS_00008	300 uL	Perfluorohexanesulfonic acid	30.2582 ug/mL					
							LC537-PFNA_00011	200 uL	Perfluorononanoic acid	20.7415 ug/mL					
							LC537-PFOA_00011	100 uL	Perfluorooctanoic acid (PFOA)	19.5189 ug/mL					
...LC537-PFOS_00006	07/28/17	07/28/16	Methanol, Lot 090285	5 mL	LC537-PFOS_00006	400 uL	Perfluorooctanesulfonic acid (PFOS)	40.0664 ug/mL							
							LC537-PFOS_00002	0.0102 g	Perfluorobutanesulfonic acid (PFBS)	2040 ug/mL					
							(Purchased Reagent)		Perfluorobutanesulfonic acid (PFBS)	1 g/g					
							...LC537-PFHpA_00013	06/22/17	12/22/16	Methanol, Lot 090285	56.8 mL	LC537 PFHpA_00002	0.0568 g	Perfluoroheptanoic acid	990 ug/mL
							...LC537-PFHxS_00008	07/28/17	07/28/16	Methanol, Lot 090285	5.5 mL	LC537 PFHxS_00002	0.0061 g	Perfluoroheptanoic acid	0.99 g/g
...LC537-PFNA_00011	11/21/17	11/21/16	Methanol, Lot 090285	6.5 mL	LC537 PFNA_00002	0.007 g	Perfluorohexanesulfonic acid	1008.61 ug/mL							
...LC537-PFOA_00011	11/21/17	11/21/16	Methanol, Lot 090285	6.5 mL	LC537 PFOA_00002	0.0127 g	Perfluorohexanesulfonic acid	0.9094 g/g							
...LC537-PFOS_00006	07/28/17	07/28/16	Methanol, Lot 090285	6 mL	LC537 PFOS_00002	0.0066 g	Perfluorononanoic acid	1037.08 ug/mL							
...LC537-PFOA_00002	11/04/18		Fluka, Lot SZBD308XV		(Purchased Reagent)		Perfluorononanoic acid	0.963 g/g							
...LC537-PFOS_00002	08/09/17		Fluka, Lot SZBC222XV		(Purchased Reagent)		Perfluorooctanoic acid (PFOA)	1951.89 ug/mL							
...LC537-PFOA_00002	11/04/18		Fluka, Lot SZBD308XV		(Purchased Reagent)		Perfluorooctanoic acid (PFOA)	0.999 g/g							
...LC537-PFOS_00006	07/28/17	07/28/16	Methanol, Lot 090285	6 mL	LC537 PFOS_00002	0.0066 g	Perfluorooctanesulfonic acid (PFOS)	1001.66 ug/mL							
...LC537-PFOS_00002	08/09/17		Fluka, Lot SZBC222XV		(Purchased Reagent)		Perfluorooctanesulfonic acid (PFOS)	0.9106 g/g							
.LC537-IS_00030	07/17/17	01/17/17	Methanol, Lot 090285	10000 uL	LCM2PFOA_00005	100 uL	13C2-PFOA	0.5 ug/mL							
					LCMPFOS_00018	300 uL	13C4 PFOS	1.434 ug/mL							
..LCM2PFOA_00005	06/19/18		Wellington Laboratories, Lot M2PFOA0613		(Purchased Reagent)		13C2-PFOA	50 ug/mL							
..LCMPFOS_00018	08/03/21		Wellington Laboratories, Lot MPFOS0816		(Purchased Reagent)		13C4 PFOS	47.8 ug/mL							
.LC537-SU_00029	07/17/17	01/17/17	Methanol, Lot 104453	20000 uL	LCMPFDA_00012	80 uL	13C2 PFDA	0.2 ug/mL							
					LCMPFHxA_00013	80 uL	13C2 PFHxA	0.2 ug/mL							
..LCMPFDA_00012	09/30/21		Wellington Laboratories, Lot MPFDA0916		(Purchased Reagent)		13C2 PFDA	50 ug/mL							
..LCMPFHxA_00013	04/08/21		Wellington Laboratories, Lot MPFHxA0416		(Purchased Reagent)		13C2 PFHxA	50 ug/mL							
LC537-L4_00017	06/14/17	12/23/16	MeOH/H2O, Lot 090285	5 mL	LC537-HSP_00014	135 uL	Perfluorobutanesulfonic acid (PFBS)	90.882 ng/mL							
							Perfluoroheptanoic acid	10.0238 ng/mL							
							Perfluorohexanesulfonic acid	30.6364 ng/mL							
							Perfluorononanoic acid	21.0008 ng/mL							
							Perfluorooctanoic acid (PFOA)	19.7629 ng/mL							
Perfluorooctanesulfonic acid (PFOS)	40.5672 ng/mL														

REAGENT TRACEABILITY SUMMARY

Lab Name: TestAmerica Sacramento

Job No.: 320-26006-1

SDG No.: _____

Reagent ID	Exp Date	Prep Date	Dilutant Used	Reagent Final Volume	Parent Reagent		Analyte	Concentration
					Reagent ID	Volume Added		
					LC537-IS_00028	100 uL	13C2-PFOA	10 ng/mL
							13C4 PFOS	28.68 ng/mL
					LC537-SU_00026	250 uL	13C2 PFDA	10 ng/mL
							13C2 PFHxA	10 ng/mL
.LC537-HSP_00014	06/22/17	12/22/16	Methanol, Lot 090285	10000 uL	LC537SPIM_00018	375 uL	Perfluorobutanesulfonic acid (PFBS)	3366 ng/mL
							Perfluoroheptanoic acid	371.25 ng/mL
							Perfluorohexanesulfonic acid	1134.68 ng/mL
							Perfluorononanoic acid	777.808 ng/mL
							Perfluorooctanoic acid (PFOA)	731.96 ng/mL
							Perfluorooctanesulfonic acid (PFOS)	1502.49 ng/mL
..LC537SPIM_00018	06/22/17	12/22/16	Methanol, Lot 104453	10000 uL	LC537-PFBS_00006	440 uL	Perfluorobutanesulfonic acid (PFBS)	89.76 ug/mL
					LC537-PFHpA_00013	100 uL	Perfluoroheptanoic acid	9.9 ug/mL
					LC537-PFHxS_00008	300 uL	Perfluorohexanesulfonic acid	30.2582 ug/mL
					LC537-PFNA_00011	200 uL	Perfluorononanoic acid	20.7415 ug/mL
					LC537-PFOA_00011	100 uL	Perfluorooctanoic acid (PFOA)	19.5189 ug/mL
					LC537-PFOS_00006	400 uL	Perfluorooctanesulfonic acid (PFOS)	40.0664 ug/mL
...LC537-PFBS_00006	07/28/17	07/28/16	Methanol, Lot 090285	5 mL	LC537_PFBS_00002	0.0102 g	Perfluorobutanesulfonic acid (PFBS)	2040 ug/mL
....LC537_PFBS_00002	04/01/18		Sigma, Lot MKBP8842V		(Purchased Reagent)		Perfluorobutanesulfonic acid (PFBS)	1 g/g
...LC537-PFHpA_00013	06/22/17	12/22/16	Methanol, Lot 090285	56.8 mL	LC537_PFHpA_00002	0.0568 g	Perfluoroheptanoic acid	990 ug/mL
....LC537_PFHpA_00002	04/01/18		Aldrich, Lot BCM2579V		(Purchased Reagent)		Perfluoroheptanoic acid	0.99 g/g
...LC537-PFHxS_00008	07/28/17	07/28/16	Methanol, Lot 090285	5.5 mL	LC537_PFHxS_00002	0.0061 g	Perfluorohexanesulfonic acid	1008.61 ug/mL
....LC537_PFHxS_00002	04/01/18		Sigma, Lot BCBL3545V		(Purchased Reagent)		Perfluorohexanesulfonic acid	0.9094 g/g
...LC537-PFNA_00011	11/21/17	11/21/16	Methanol, Lot 090285	6.5 mL	LC537_PFNA_00002	0.007 g	Perfluorononanoic acid	1037.08 ug/mL
....LC537_PFNA_00002	04/01/18		TCI America, Lot QN44F		(Purchased Reagent)		Perfluorononanoic acid	0.963 g/g
...LC537-PFOA_00011	11/21/17	11/21/16	Methanol, Lot 090285	6.5 mL	LC537_PFOA_00002	0.0127 g	Perfluorooctanoic acid (PFOA)	1951.89 ug/mL
....LC537_PFOA_00002	11/04/18		Fluka, Lot SZBD308XV		(Purchased Reagent)		Perfluorooctanoic acid (PFOA)	0.999 g/g
...LC537-PFOS_00006	07/28/17	07/28/16	Methanol, Lot 090285	6 mL	LC537_PFOS_00002	0.0066 g	Perfluorooctanesulfonic acid (PFOS)	1001.66 ug/mL
....LC537_PFOS_00002	08/09/17		Fluka, Lot SZBC222XV		(Purchased Reagent)		Perfluorooctanesulfonic acid (PFOS)	0.9106 g/g
.LC537-IS_00028	06/19/17	12/19/16	Methanol, Lot 090285	10000 uL	LCM2PFOA_00005	100 uL	13C2-PFOA	0.5 ug/mL
..LCM2PFOA_00005	06/19/18		Wellington Laboratories, Lot M2PFOA0613		LCMPFOS_00018	300 uL	13C4 PFOS	1.434 ug/mL
..LCMPFOS_00018	08/03/21		Wellington Laboratories, Lot MPFOS0816		(Purchased Reagent)		13C2-PFOA	50 ug/mL
.LC537-SU_00026	06/14/17	12/16/16	Methanol, Lot 104453	20000 uL	LC537-SU_00025	10000 uL	13C2 PFDA	0.2 ug/mL
..LC537-SU_00025	06/14/17	12/14/16	Methanol, Lot 104453	10000 uL	LCMPFDA_00008	80 uL	13C2 PFHxA	0.2 ug/mL
...LCMPFDA_00008	08/19/20		Wellington Laboratories, Lot MPFDA0815		LCMPFHxA_00009	80 uL	13C2 PFDA	0.4 ug/mL
..LCMPFHxA_00009	04/09/20		Wellington Laboratories, Lot MPFHxA0415		(Purchased Reagent)		13C2 PFHxA	0.4 ug/mL
..LCMPFHxA_00009	04/09/20		Wellington Laboratories, Lot MPFHxA0415		(Purchased Reagent)		13C2 PFDA	50 ug/mL
..LCMPFHxA_00009	04/09/20		Wellington Laboratories, Lot MPFHxA0415		(Purchased Reagent)		13C2 PFHxA	50 ug/mL
LC537-L5_00020	06/14/17	01/20/17	MeOH/H2O, Lot 090285	5 mL	LC537-HSP_00014	200 uL	Perfluorobutanesulfonic acid (PFBS)	134.64 ng/mL
							Perfluoroheptanoic acid	14.85 ng/mL

REAGENT TRACEABILITY SUMMARY

Lab Name: TestAmerica Sacramento

Job No.: 320-26006-1

SDG No.: _____

Reagent ID	Exp Date	Prep Date	Dilutant Used	Reagent Final Volume	Parent Reagent		Analyte	Concentration
					Reagent ID	Volume Added		
							Perfluorohexanesulfonic acid	45.3873 ng/mL
							Perfluorononanoic acid	31.1123 ng/mL
							Perfluorooctanoic acid (PFOA)	29.2784 ng/mL
							Perfluorooctanesulfonic acid (PFOS)	60.0996 ng/mL
					LC537-IS_00030	100 uL	13C2-PFOA	10 ng/mL
							13C4 PFOS	28.68 ng/mL
					LC537-SU_00029	250 uL	13C2 PFDA	10 ng/mL
							13C2 PFHxA	10 ng/mL
.LC537-HSP_00014	06/22/17	12/22/16	Methanol, Lot 090285	10000 uL	LC537SPIM_00018	375 uL	Perfluorobutanesulfonic acid (PFBS)	3366 ng/mL
							Perfluoroheptanoic acid	371.25 ng/mL
							Perfluorohexanesulfonic acid	1134.68 ng/mL
							Perfluorononanoic acid	777.808 ng/mL
							Perfluorooctanoic acid (PFOA)	731.96 ng/mL
							Perfluorooctanesulfonic acid (PFOS)	1502.49 ng/mL
..LC537SPIM_00018	06/22/17	12/22/16	Methanol, Lot 104453	10000 uL	LC537-PFBS_00006	440 uL	Perfluorobutanesulfonic acid (PFBS)	89.76 ug/mL
					LC537-PFHpA_00013	100 uL	Perfluoroheptanoic acid	9.9 ug/mL
					LC537-PFHxS_00008	300 uL	Perfluorohexanesulfonic acid	30.2582 ug/mL
					LC537-PFNA_00011	200 uL	Perfluorononanoic acid	20.7415 ug/mL
					LC537-PFOA_00011	100 uL	Perfluorooctanoic acid (PFOA)	19.5189 ug/mL
					LC537-PFOS_00006	400 uL	Perfluorooctanesulfonic acid (PFOS)	40.0664 ug/mL
...LC537-PFBS_00006	07/28/17	07/28/16	Methanol, Lot 090285	5 mL	LC537_PFBS_00002	0.0102 g	Perfluorobutanesulfonic acid (PFBS)	2040 ug/mL
....LC537_PFBS_00002	04/01/18		Sigma, Lot MKBP8842V		(Purchased Reagent)		Perfluorobutanesulfonic acid (PFBS)	1 g/g
...LC537-PFHpA_00013	06/22/17	12/22/16	Methanol, Lot 090285	56.8 mL	LC537 PFHpA_00002	0.0568 g	Perfluoroheptanoic acid	990 ug/mL
....LC537 PFHpA_00002	04/01/18		Aldrich, Lot BCM2579V		(Purchased Reagent)		Perfluoroheptanoic acid	0.99 g/g
..LC537-PFHxS_00008	07/28/17	07/28/16	Methanol, Lot 090285	5.5 mL	LC537 PFHxS_00002	0.0061 g	Perfluorohexanesulfonic acid	1008.61 ug/mL
....LC537 PFHxS_00002	04/01/18		Sigma, Lot BCBL3545V		(Purchased Reagent)		Perfluorohexanesulfonic acid	0.9094 g/g
...LC537-PFNA_00011	11/21/17	11/21/16	Methanol, Lot 090285	6.5 mL	LC537 PFNA_00002	0.007 g	Perfluorononanoic acid	1037.08 ug/mL
....LC537 PFNA_00002	04/01/18		TCI America, Lot QN44F		(Purchased Reagent)		Perfluorononanoic acid	0.963 g/g
...LC537-PFOA_00011	11/21/17	11/21/16	Methanol, Lot 090285	6.5 mL	LC537 PFOA_00002	0.0127 g	Perfluorooctanoic acid (PFOA)	1951.89 ug/mL
....LC537 PFOA_00002	11/04/18		Fluka, Lot SZBD308XV		(Purchased Reagent)		Perfluorooctanoic acid (PFOA)	0.999 g/g
...LC537-PFOS_00006	07/28/17	07/28/16	Methanol, Lot 090285	6 mL	LC537_PFOS_00002	0.0066 g	Perfluorooctanesulfonic acid (PFOS)	1001.66 ug/mL
....LC537_PFOS_00002	08/09/17		Fluka, Lot SZBC222XV		(Purchased Reagent)		Perfluorooctanesulfonic acid (PFOS)	0.9106 g/g
.LC537-IS_00030	07/17/17	01/17/17	Methanol, Lot 090285	10000 uL	LCM2PFOA_00005	100 uL	13C2-PFOA	0.5 ug/mL
					LCMPFOS_00018	300 uL	13C4 PFOS	1.434 ug/mL
..LCM2PFOA_00005	06/19/18		Wellington Laboratories, Lot M2PFOA0613		(Purchased Reagent)		13C2-PFOA	50 ug/mL
..LCMPFOS_00018	08/03/21		Wellington Laboratories, Lot MPFOS0816		(Purchased Reagent)		13C4 PFOS	47.8 ug/mL
.LC537-SU_00029	07/17/17	01/17/17	Methanol, Lot 104453	20000 uL	LCMPFDA_00012	80 uL	13C2 PFDA	0.2 ug/mL
					LCMPFHxA_00013	80 uL	13C2 PFHxA	0.2 ug/mL
..LCMPFDA_00012	09/30/21		Wellington Laboratories, Lot MPFDA0916		(Purchased Reagent)		13C2 PFDA	50 ug/mL
..LCMPFHxA_00013	04/08/21		Wellington Laboratories, Lot MPFHxA0416		(Purchased Reagent)		13C2 PFHxA	50 ug/mL

REAGENT TRACEABILITY SUMMARY

Lab Name: TestAmerica Sacramento

Job No.: 320-26006-1

SDG No.: _____

Reagent ID	Exp Date	Prep Date	Dilutant Used	Reagent Final Volume	Parent Reagent		Analyte	Concentration		
					Reagent ID	Volume Added				
LC537-L6_00016	06/14/17	12/23/16	MeOH/H2O, Lot 090285	5 mL	LC537-HSP_00014	265 uL	Perfluorobutanesulfonic acid (PFBS)	178.398 ng/mL		
							Perfluoroheptanoic acid	19.6763 ng/mL		
							Perfluorohexanesulfonic acid	60.1382 ng/mL		
							Perfluorononanoic acid	41.2238 ng/mL		
							Perfluorooctanoic acid (PFOA)	38.7939 ng/mL		
					Perfluorooctanesulfonic acid (PFOS)	79.632 ng/mL				
					LC537-IS_00028	100 uL	13C2-PFOA	10 ng/mL		
							13C4 PFOS	28.68 ng/mL		
					LC537-SU_00026	250 uL	13C2 PFDA	10 ng/mL		
							13C2 PFHxA	10 ng/mL		
.LC537-HSP_00014	06/22/17	12/22/16	Methanol, Lot 090285	10000 uL	LC537SPIM_00018	375 uL	Perfluorobutanesulfonic acid (PFBS)	3366 ng/mL		
							Perfluoroheptanoic acid	371.25 ng/mL		
							Perfluorohexanesulfonic acid	1134.68 ng/mL		
							Perfluorononanoic acid	777.808 ng/mL		
							Perfluorooctanoic acid (PFOA)	731.96 ng/mL		
							Perfluorooctanesulfonic acid (PFOS)	1502.49 ng/mL		
..LC537SPIM_00018	06/22/17	12/22/16	Methanol, Lot 104453	10000 uL	LC537-PFBS_00006	440 uL	Perfluorobutanesulfonic acid (PFBS)	89.76 ug/mL		
							LC537-PFHpA_00013	100 uL	Perfluoroheptanoic acid	9.9 ug/mL
							LC537-PFHxS_00008	300 uL	Perfluorohexanesulfonic acid	30.2582 ug/mL
							LC537-PFNA_00011	200 uL	Perfluorononanoic acid	20.7415 ug/mL
							LC537-PFOA_00011	100 uL	Perfluorooctanoic acid (PFOA)	19.5189 ug/mL
							LC537-PFOS_00006	400 uL	Perfluorooctanesulfonic acid (PFOS)	40.0664 ug/mL
...LC537-PFBS_00006	07/28/17	07/28/16	Methanol, Lot 090285	5 mL	LC537_PFBS_00002	0.0102 g	Perfluorobutanesulfonic acid (PFBS)	2040 ug/mL		
....LC537_PFBS_00002	04/01/18		Sigma, Lot MKBP8842V		(Purchased Reagent)		Perfluorobutanesulfonic acid (PFBS)	1 g/g		
...LC537-PFHpA_00013	06/22/17	12/22/16	Methanol, Lot 090285	56.8 mL	LC537 PFHpA_00002	0.0568 g	Perfluoroheptanoic acid	990 ug/mL		
...LC537 PFHpA_00002	04/01/18		Aldrich, Lot BCM2579V		(Purchased Reagent)		Perfluoroheptanoic acid	0.99 g/g		
...LC537-PFHxS_00008	07/28/17	07/28/16	Methanol, Lot 090285	5.5 mL	LC537 PFHxS_00002	0.0061 g	Perfluorohexanesulfonic acid	1008.61 ug/mL		
...LC537 PFHxS_00002	04/01/18		Sigma, Lot BCBL3545V		(Purchased Reagent)		Perfluorohexanesulfonic acid	0.9094 g/g		
...LC537-PFNA_00011	11/21/17	11/21/16	Methanol, Lot 090285	6.5 mL	LC537 PFNA_00002	0.007 g	Perfluorononanoic acid	1037.08 ug/mL		
...LC537 PFNA_00002	04/01/18		TCI America, Lot QN44F		(Purchased Reagent)		Perfluorononanoic acid	0.963 g/g		
...LC537-PFOA_00011	11/21/17	11/21/16	Methanol, Lot 090285	6.5 mL	LC537 PFOA_00002	0.0127 g	Perfluorooctanoic acid (PFOA)	1951.89 ug/mL		
...LC537 PFOA_00002	11/04/18		Fluka, Lot SZBD308XV		(Purchased Reagent)		Perfluorooctanoic acid (PFOA)	0.999 g/g		
...LC537-PFOS_00006	07/28/17	07/28/16	Methanol, Lot 090285	6 mL	LC537_PFOS_00002	0.0066 g	Perfluorooctanesulfonic acid (PFOS)	1001.66 ug/mL		
....LC537_PFOS_00002	08/09/17		Fluka, Lot SZBC222XV		(Purchased Reagent)		Perfluorooctanesulfonic acid (PFOS)	0.9106 g/g		
.LC537-IS_00028	06/19/17	12/19/16	Methanol, Lot 090285	10000 uL	LCM2PFOA_00005	100 uL	13C2-PFOA	0.5 ug/mL		
					LCMPFOS_00018	300 uL	13C4 PFOS	1.434 ug/mL		
..LCM2PFOA_00005	06/19/18		Wellington Laboratories, Lot M2PFOA0613		(Purchased Reagent)		13C2-PFOA	50 ug/mL		
..LCMPFOS_00018	08/03/21		Wellington Laboratories, Lot MPFOS0816		(Purchased Reagent)		13C4 PFOS	47.8 ug/mL		
.LC537-SU_00026	06/14/17	12/16/16	Methanol, Lot 104453	20000 uL	LC537-SU_00025	10000 uL	13C2 PFDA	0.2 ug/mL		

REAGENT TRACEABILITY SUMMARY

Lab Name: TestAmerica Sacramento

Job No.: 320-26006-1

SDG No.:

Reagent ID	Exp Date	Prep Date	Dilutant Used	Reagent Final Volume	Parent Reagent		Analyte	Concentration
					Reagent ID	Volume Added		
..LC537-SU_00025	06/14/17	12/14/16	Methanol, Lot 104453	10000 uL	LCMPFDA 00008	80 uL	13C2 PFHxA	0.2 ug/mL
					LCMPFHxA 00009	80 uL	13C2 PFDA	0.4 ug/mL
...LCMPFDA 00008	08/19/20	Wellington Laboratories, Lot MPFDA0815			(Purchased Reagent)		13C2 PFHxA	0.4 ug/mL
...LCMPFHxA 00009	04/09/20	Wellington Laboratories, Lot MPFHxA0415			(Purchased Reagent)		13C2 PFDA	50 ug/mL
							13C2 PFHxA	50 ug/mL
LC537-MSP_00017	06/22/17	12/22/16	Methanol, Lot 090285	10000 uL	LC537SPIM_00018	200 uL	Perfluorobutane Sulfonate	1795.2 ng/mL
							Perfluorobutanesulfonic acid (PFBS)	1795.2 ng/mL
							Perfluoroheptanoic acid	198 ng/mL
							Perfluorohexanesulfonic acid	605.164 ng/mL
							Perfluorononanoic acid	414.831 ng/mL
							Perfluorooctanoic acid (PFOA)	390.378 ng/mL
							Perfluorooctanesulfonic acid (PFOS)	801.328 ng/mL
.LC537SPIM_00018	06/22/17	12/22/16	Methanol, Lot 104453	10000 uL	LC537-PFBS_00006	440 uL	Perfluorobutane Sulfonate	89.76 ug/mL
							Perfluorobutanesulfonic acid (PFBS)	89.76 ug/mL
					LC537-PFHxA_00013	100 uL	Perfluoroheptanoic acid	9.9 ug/mL
					LC537-PFHxS_00008	300 uL	Perfluorohexanesulfonic acid	30.2582 ug/mL
					LC537-PFNA_00011	200 uL	Perfluorononanoic acid	20.7415 ug/mL
					LC537-PFOA_00011	100 uL	Perfluorooctanoic acid (PFOA)	19.5189 ug/mL
					LC537-PFOS_00006	400 uL	Perfluorooctanesulfonic acid (PFOS)	40.0664 ug/mL
..LC537-PFBS_00006	07/28/17	07/28/16	Methanol, Lot 090285	5 mL	LC537_PFBS_00002	0.0102 g	Perfluorobutane Sulfonate	2040 ug/mL
							Perfluorobutanesulfonic acid (PFBS)	2040 ug/mL
...LC537_PFBS_00002	04/01/18	Sigma, Lot MKBP8842V			(Purchased Reagent)		Perfluorobutane Sulfonate	1 g/g
							Perfluorobutanesulfonic acid (PFBS)	1 g/g
..LC537-PFHxA_00013	06/22/17	12/22/16	Methanol, Lot 090285	56.8 mL	LC537 PFHxA_00002	0.0568 g	Perfluoroheptanoic acid	990 ug/mL
...LC537 PFHxA_00002	04/01/18	Aldrich, Lot BCM2579V			(Purchased Reagent)		Perfluoroheptanoic acid	0.99 g/g
..LC537-PFHxS_00008	07/28/17	07/28/16	Methanol, Lot 090285	5.5 mL	LC537 PFHxS_00002	0.0061 g	Perfluorohexanesulfonic acid	1008.61 ug/mL
...LC537 PFHxS_00002	04/01/18	Sigma, Lot BCBL3545V			(Purchased Reagent)		Perfluorohexanesulfonic acid	0.9094 g/g
..LC537-PFNA_00011	11/21/17	11/21/16	Methanol, Lot 090285	6.5 mL	LC537 PFNA_00002	0.007 g	Perfluorononanoic acid	1037.08 ug/mL
...LC537 PFNA_00002	04/01/18	TCI America, Lot QN44F			(Purchased Reagent)		Perfluorononanoic acid	0.963 g/g
..LC537-PFOA_00011	11/21/17	11/21/16	Methanol, Lot 090285	6.5 mL	LC537 PFOA_00002	0.0127 g	Perfluorooctanoic acid (PFOA)	1951.89 ug/mL
...LC537 PFOA_00002	11/04/18	Fluka, Lot SZBD308XV			(Purchased Reagent)		Perfluorooctanoic acid (PFOA)	0.999 g/g
..LC537-PFOS_00006	07/28/17	07/28/16	Methanol, Lot 090285	6 mL	LC537_PFOS_00002	0.0066 g	Perfluorooctanesulfonic acid (PFOS)	1001.66 ug/mL
...LC537_PFOS_00002	08/09/17	Fluka, Lot SZBC222XV			(Purchased Reagent)		Perfluorooctanesulfonic acid (PFOS)	0.9106 g/g
LC537-SU_00030	07/31/17	01/31/17	Methanol, Lot 104453	20000 uL	LCMPFDA 00012	80 uL	13C2 PFDA	0.2 ug/mL
					LCMPFHxA 00013	80 uL	13C2 PFHxA	0.2 ug/mL
.LCMPFDA 00012	09/30/21	Wellington Laboratories, Lot MPFDA0916			(Purchased Reagent)		13C2 PFDA	50 ug/mL
.LCMPFHxA_00013	04/08/21	Wellington Laboratories, Lot MPFHxA0416			(Purchased Reagent)		13C2 PFHxA	50 ug/mL

Reagent

LC537_PFB_S_00002

#: 4/1/15 SPV

3050 Spruce Street, Saint Louis, MO 63103, USA

Website: www.sigmaaldrich.com

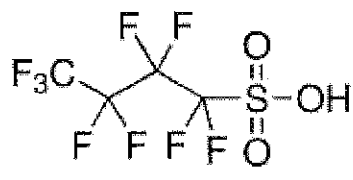
Email USA: techserv@sial.com

Outside USA: eurtechserv@sial.com

Certificate of Analysis

Product Name:
Nonafluorobutane-1-sulfonic acid - 97%

Product Number: 562629
Batch Number: MKBP8842V
Brand: ALDRICH
CAS Number: 375-73-5
MDL Number: MFCD01320794
Formula: C4HF9O3S
Formula Weight: 300.10 g/mol
Storage Temperature: Store at 2 - 8 °C
Quality Release Date: 11 OCT 2013



PFBS


Test	Specification	Result
Appearance (Color)	Colorless	Colorless
Appearance (Form)	Liquid	Liquid
Infrared Spectrum	Conforms to Structure	Conforms
Fluorine NMR Spectrum	Conforms to Structure	Conforms
Purity (Titration by NaOH)	96.5 - 103.5 %	101.6 %

Jamie Gleason, Manager
Quality Control
Milwaukee, Wisconsin US

Sigma-Aldrich warrants, that at the time of the quality release or subsequent retest date this product conformed to the information contained in this publication. The current Specification sheet may be available at Sigma-Aldrich.com. For further inquiries, please contact Technical Service. Purchaser must determine the suitability of the product for its particular use. See reverse side of invoice or packing slip for additional terms and conditions of sale.

Reagent

LC537_PFB2_00001



The Power to Question

CERTIFICATE OF ANALYSIS

Catalog Number: sc-236187
Product Name: Nonafluorobutane-1-sulfonic acid
CAS Number: 375-73-5
Molecular Formula: $C_4HF_9O_3S$
Molecular Weight: 300.10
Lot Number: H0112

Test		Result
Refractive Index	1.3200 to 1.3290	1.3219
Purity (Titration)	min. 98.0%	99.8%

Test Conditions: Refractive Index: n_{20/D}

Reagent

LC537_PFHpA_00002

R: 4/1/15 4V

Certificate of Analysis

Product Name: PERFLUOROHEPTANOIC ACID
Product Number: 342041
Batch Number: BCBM2579V
Brand: Aldrich
CAS Number: 375-85-9
Formula: $CF_3(CF_2)_5CO_2H$
Formula Weight: 364.06
Quality Release Date: 06 DEC 2013
Recommended Retest Date: OCT 2018

PFHpA

TEST	SPECIFICATION	RESULT
APPEARANCE (COLOR)	COLORLESS OR WHITE	WHITE
APPEARANCE (FORM)	LIQUID OR SOLID	SOLID
TITRATION	98.5 - 101.5 %	99.8 %
TITRATION (METHOD)	-	BACK TITRATION
PURITY (GC AREA %)	≥ 98.5 %	99.5 %
INFRARED SPECTRUM	CONFORMS TO STRUCTURE	CONFORMS

Dr. Claudia Geitner
Manager Quality Control
Buchs, Switzerland

Sigma-Aldrich warrants that at the time of the quality release or subsequent retest date this product conformed to the information contained in this publication. The current specification sheet may be available at Sigma-Aldrich.com. For further inquiries, please contact Technical Service. Purchaser must determine the suitability of the product for its particular use. See reverse side of invoice or packing slip for additional terms and conditions of sale.

Reagent

LC537_PFHxS_00002

r: 4/1/15 stw

Certificate of Analysis

Product Name: TRIDECAFLUOROHEXANE-1-SULFONIC ACID POTASSIUM SALT
 >= 98.0 % T

Product Number: 50929

Batch Number: BCBL3545V

Brand: Aldrich

CAS Number: 3871-99-6

Formula: C₆F₁₃KO₃S

Formula Weight: 438.20

Quality Release Date: 20 JUN 2013

PFH₁₃S-K

TEST	SPECIFICATION	RESULT
APPEARANCE (COLOR)	WHITE TO FAINT BEIGE	WHITE
APPEARANCE (FORM)	POWDER OR CRYSTALS	POWDER
TITRATION (ION EXCHANGE)	≥ 98.0 %	99.5 %
INFRARED SPECTRUM	CONFORMS TO STRUCTURE	CONFORMS

Dr. Claudia Geitner
Manager Quality Control
Buchs, Switzerland

$$MW_{corr} = \frac{(k_{form}) - (k) + (H)}{438.20 (k_{form})} = \frac{(438.20 - 39.10 + 1.01)}{438.20 (k_{form})} = 0.91307 \text{ (anion form)}$$

$$Purity = 90.94 \% \text{ w/m.w correction}$$

stw 4/1/15

Sigma-Aldrich warrants that at the time of the quality release or subsequent retest date this product conformed to the information contained in this publication. The current specification sheet may be available at Sigma-Aldrich.com. For further inquiries, please contact Technical Service. Purchaser must determine the suitability of the product for its particular use. See reverse side of invoice or packing slip for additional terms and conditions of sale.

Reagent

LC537_PENA_00002

R: 4/1/15 SKV



Certificate of Analysis

Apr 2, 2015 (JST)

TOKYO CHEMICAL INDUSTRY CO.,LTD.
4-10-1 Nihonbashi-Honcho, Chuo-ku, Tokyo 103-0023 Japan

Chemical Name: Heptadecafluorononanoic Acid		
Product Number: H0843 CAS: 375-95-1	Lot: QN44F	

Tests	Results	Specifications
Purity(GC)	96.3 %	min. 95.0 %
Purity(Neutralization titration)	98.1 %	min. 95.0 %
Melting point	63.3 deg-C	62.0 to 67.0 deg-C

TCI Lot numbers are 4-5 characters in length.
Characters listed after the first 4-5 characters are control numbers for internal purpose only.

Customer service:

TCI AMERICA
Tel: +1-800-423-8616 / +1-503-283-1681
Fax: +1-888-520-1075 / +1-503-283-1987
E-mail: Sales-US@TCIchemicals.com

PFNA

Reagent

LC537_PFOA_00002

3/21/15

SIGMA-ALDRICH

CERTIFICATE OF ANALYSIS

Sigma-Aldrich Laborchemikalien GmbH D-30918 Seelze
Telefon: +49 5137 8238-150

Seelze, 13.11.2013/505378/13/24029
Order-No.:
Customer-No.:
Order-Code:
Quantity:
Production Date: 04.Nov.2013
Expiry Date: 04.Nov.2018

Article/Product: 33824	Batch : SZBD308XV	PFOA
Pentadecafluorooctanoic acid OEKANAL®		

Reference Material (RM)

1. General Information

Formula: C₈HF₁₅O₂
CAS-No.: [335-67-1]
Usage : PFOA

Molar mass: 414.07 g/Mole
Recomm. storage temp.: roomtemp.

The estimated uncertainty of a single measurement of the assay can be expected to be 0.5 % relative (confidence level = 95%, n= 6) whereby the assay measurements are calculated by 100% minus found impurities.

2. Batch Analysis

identity (GC-MS)
Assay (GCMS)
Date of Analysis

complying
99.4 %
13.Nov.2013

3. Advice and Remarks

- The expiry date is based on the current knowledge and holds only for proper storage conditions in the originally closed flasks/ packages.
- Whenever the container is opened for removal of aliquot portions of the substance, the person handling the substance must assure, that the integrity of the substance is maintained and proper records of all its handlings are kept. Special care has to be taken to avoid any contamination or adulteration of the substance.
- We herewith confirm that the delivery is effected according to the technical delivery conditions agreed.
- Particular properties of the products or the suitability for a particular area of application are not assured.
- We guarantee a proper quality within our General Conditions of Sales.

Sigma-Aldrich Laborchemikalien GmbH
Quality Management SA-LC

This document was produced electronically and is valid without a signature

GC/MS-Method

Analytical Department

Article: Pentadecafluorooctanoic acid OEKANAL

Article-No.: 33824

Batch: SZBD308XV

Column: XTI-5 (Restek); 30 m; fs cap.; I.D.:0.25 mm; 1 µm df

Injector: Split mode

Injection: approx. 1 µl of reaction mixture with MSTFA (approx. 10 mg + 200 µl MSTFA)

Inj.-temp.: 280°C

Oven-temp.: 40°C (for 2 min) to 320°C (6°C/min) hold for 2 min

Split: 1:100

Flow: 1 ml He/min (Constant flow mode)

Detector: MSD

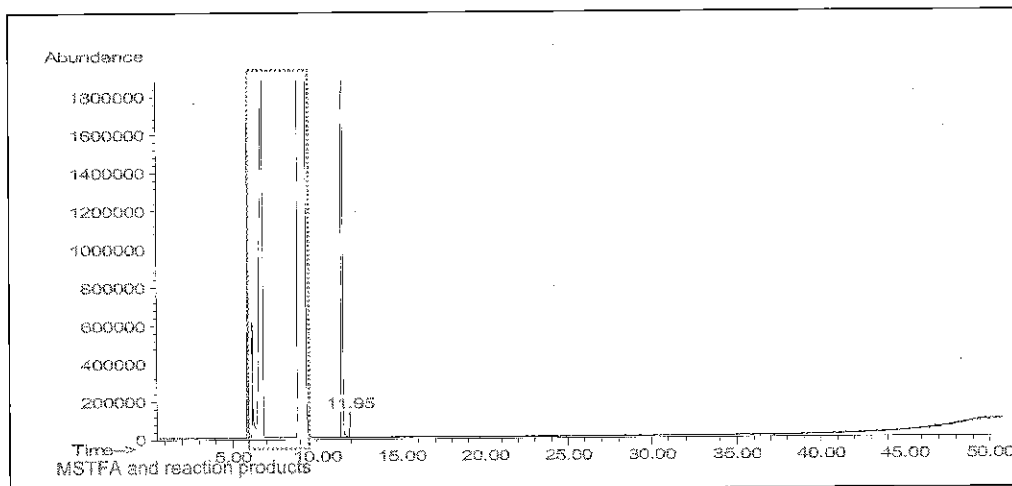
Mass range: 10-600 amu (Scan mode)

Evaluation: Purity: Total Ion Chromatogram
(MSTFA and reaction products blinded out in report)

Identity: Mass spectrum complies

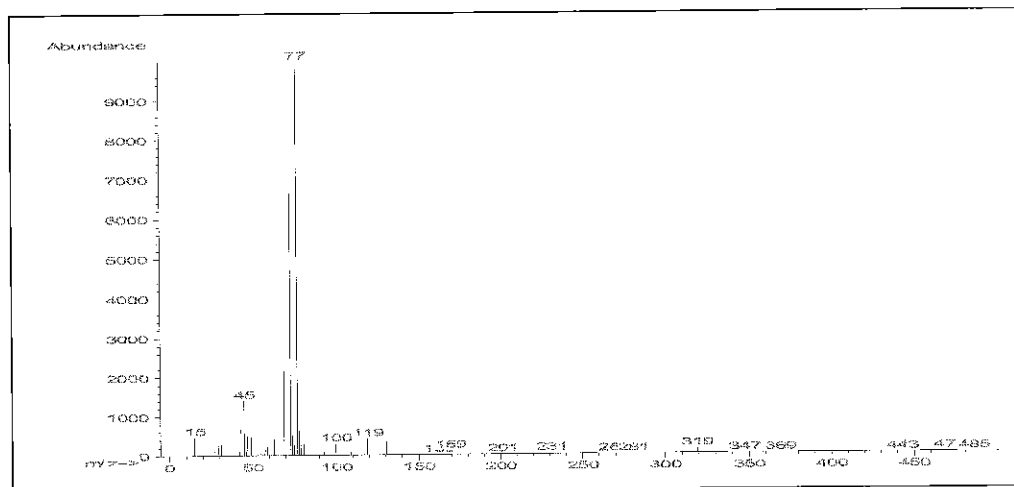
Operator: Ahrens / 2013-11-13

Total Ion Chromatogram:



Ret. time	Area	Area-%	Com
11.54	565.1670	99.4	Pentadecafluorooctanoic acid (as TMS-ester)
11.95	3.6792	0.64	

Mass spectrum (rt = 11.54 min):



Reagent

LC537_PFOA2_00001

Certificate of Analysis

Alfa Aesar
A Johnson Matthey Company

Product No.: L08862
Product: Perfluorooctanoic acid, 95%
Lot No.: D24Y026

PFOA

Appearance White solid
Melting point 58 - 60°C
Assay 99 %
Identity Matches reference

This document has been electronically generated and does not require a signature.

www.alfa.com

NORTH AMERICA
Tel: +1-800-343-0660 or
+1-978-521-6300
Fax: +1-800-322-4757
Email: info@alfa.com

GERMANY
Tel: 00800 4566 4566 or
+49 721 84007 280
Fax: 00800 4577 4577 or
+49 721 84007 300
Email: Eurosales@alfa.com

UNITED KINGDOM
Tel: 0800-801812 or
+44 (0)1524-850506
Fax: +44 (0)1524-850608
Email: UKsales@alfa.com

FRANCE
Tel: 0800 03 51 47 or
+33 (0)3 8862 2690
Fax: 0800 10 20 67 or
+33 (0)3 8862 6864
Email: frventes@alfa.com

INDIA
Tel: +91 8008 812424 or
+91 8008 812525 or
+91 8008 812626
Fax: +91 8418 260060
Email: India@alfa.com

CHINA
Tel: +86 (010) 8567-8600
Fax: +86 (010) 8567-8601
Email: saleschina@alfa-asia.com

KOREA
Tel: +82-2-3140-6000
Fax: +82-2-3140-6002
Email: saleskorea@alfa-asia.com

Reagent

LC537_PFO5_00002

SIGMA-ALDRICH®

CERTIFICATE OF ANALYSIS

Sigma-Aldrich Laborchemikalien GmbH D-30918 Seelze
 Telefon: +49 5137 8238-150

Seelze, 13.08.2012/419060/12/17583
Order-No.:
Customer-No.:
Order-Code:
Quantity:
Production Date: 09.Aug.2012
Expiry Date: 09.Aug.2017 - <i>err date</i>

Article/Product: 33829	Batch : SZBC222XV
Heptadecafluorooctanesulfonic acid potassium salt OEKANAL®	
	PFOS-K ⁺

Reference Material (RM)

1. General Information

Formula: C8F17KO3S	Molar mass: 538.22 g/Mole
CAS-No.: [2795-39-3]	Recomm. storage temp.: roomtemp.
Usage : PFOS	

The estimated uncertainty of a single measurement of the assay can be expected to be 0.5 % relative (confidence level = 95%, n= 6) whereby the assay measurements are calculated by 100% minus found impurities.

2. Batch Analysis

Identity	complying
Assay (LC-MS)	98.00 %
Date of Analysis	10.Aug.2012

FW-Correction:

$$\frac{538.22 - 39.10 + 1.01}{538.22} = \frac{500.13}{538.22} = 0.92923$$

Purity = 91.06%

3. Advice and Remarks

- The minimum shelf life is based on the current knowledge and holds only for proper storage conditions in the originally closed flasks/ packages.
- Whenever the container is opened for removal of aliquot portions of the substance, the person handling the substance must assure, that the integrity of the substance is maintained and proper records of all its handlings are kept. Special care has to be taken to avoid any contamination or adulteration of the substance.
- We herewith confirm that the delivery is effected according to the technical delivery conditions agreed.
- Particular properties of the products or the suitability for a particular area of application are not assured.
- We guarantee a proper quality within our General Conditions of Sales.

Sigma-Aldrich Laborchemikalien GmbH
 Quality Management SA-LC

Reagent

LC537_PFO2_00001

Certificate of Analysis

Inv 820
12LCMS 0579

Product Name: HEPTADEC AFLUORO OCTANESULFONIC ACID TETRAETHYLAMMONIUM SALT
98 %
Product Number: 365289
Product Brand: Aldrich
Molecular Formula: C₁₆H₂₀F₁₇NO₃S
Molecular Mass: 629.37
CAS Number: 56773-42-3

TEST	SPECIFICATION	LOT BCBF5116V RESULTS
APPEARANCE (COLOR)	OFF-WHITE TO WHITE	WHITE
APPEARANCE (FORM)	POWDER, LUMPS OR CHUNKS	POWDER WITH LUMPS
CARBON CONTENT	29.77 % - 31.29 %	30.52
INFRARED SPECTRUM	CONFORMS TO STRUCTURE	CONFORMS

QC RELEASE DATE 13/APR/11

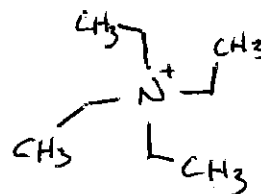
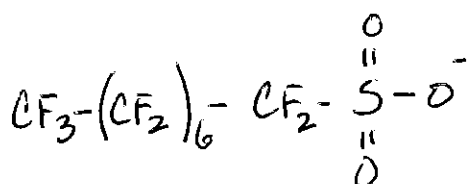
$$\text{Mw correction} = \frac{500.125}{629.37} = 0.7946$$

~~79.46%~~ det 7-26-12

E. Schwarzler

Purity + Mw Correction = 77.87%

Edeltraud Schwarzler, Manager
Quality Control
Buchs, Switzerland



	<u>C₈F₁₇SO₃H</u>	<u>C₈H₂₀N</u>
C = 12.011	96.088	96.088
F = 18.998	322.966	-
S = 32.066	32.066	-
O = 15.999	47.997	-
H = 1.008	1.008	20.160
N = 14.007	-	14.007
	<u>500.125</u>	<u>130.255</u> →

Sigma-Aldrich warrants, that its products conform to the information contained in this and other Sigma-Aldrich publications. Purchaser must determine the suitability of the product for its particular use. See reverse side of invoice for additional terms and conditions of sale. The values given on the 'Certificate of Analysis' are the results determined at the time of analysis.

Certificate of Origin

Product Name: Heptadecafluorooctanesulfonic acid tetraethylammonium salt
 98 %
Product Number: 365289
Product Brand: Aldrich
Lot: BCBF5116V
Molecular Formula: $C_{16}H_{20}F_{17}NO_3S$
Molecular Mass: 629.37
CAS Number: 56773-42-3
Date of Issue: 30-MAR-11

Country of Origin China

product is of synthetic origin	yes
only synthetic materials used in the manufacturing process	yes
compounds of animal origin used	no
genetically modified organisms used	no
allergenic materials used	no
procedures in place to avoid cross contamination with residue of animal, human, GMO or allergenes in manufacturing process	yes

Sigma-Aldrich has quality systems and procedures in place for monitoring the production process, traceability and batch consistency.

Document issued by Sigma-Aldrich Corporation "Sigma-Aldrich". This document is valid without signature and has been produced digitally.

This information is to be used for the purpose of determining animal or other biological origin only and not to be confused with "Country of Origin" for import/export purposes. Data provided on this document are property of Sigma-Aldrich.

This information is considered accurate and reliable as of the date appearing on the document and is presented in good faith.

Sigma-Aldrich shall not be held liable for any damage resulting from handling or from processing the above product(s). This document does not make any warranty, express or implied, of fitness for any particular use of the product(s). Purchaser must determine the suitability of the product(s) for its use under the applicable law and regulations.

For further questions please contact your local Sigma-Aldrich representative.

We are committed to the success of our Customers, Employees and Shareholders through leadership in Life Science, High Technology and Service.

Reagent

LCM2PFOA_00005

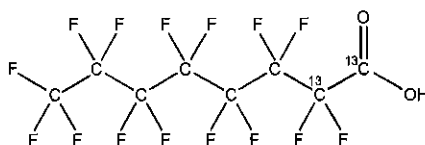


WELLINGTON LABORATORIES

CERTIFICATE OF ANALYSIS DOCUMENTATION

PRODUCT CODE: M2PFOA **LOT NUMBER:** M2PFOA0613
COMPOUND: Perfluoro-n-[1,2-¹³C₂]octanoic acid

STRUCTURE: **CAS #:** Not available



MOLECULAR FORMULA: ¹³C₂¹²C₆HF₁₅O₂ **MOLECULAR WEIGHT:** 416.05
CONCENTRATION: 50 ± 2.5 µg/ml **SOLVENT(S):** Methanol
 Water (<1%)
CHEMICAL PURITY: >98% **ISOTOPIC PURITY:** ≥99%¹³C
 (1,2-¹³C₂)
LAST TESTED: (mm/dd/yyyy) 06/19/2013
EXPIRY DATE: (mm/dd/yyyy) 06/19/2018
RECOMMENDED STORAGE: Store ampoule in a cool, dark place

DOCUMENTATION/ DATA ATTACHED:

Figure 1: LC/MS Data (TIC and Mass Spectrum)
 Figure 2: LC/MS/MS Data (Selected MRM Transitions)

ADDITIONAL INFORMATION:

- See page 2 for further details.
- Contains 4 mole eq. of NaOH to prevent conversion of the carboxylic acid to the methyl ester.

FOR LABORATORY USE ONLY: NOT FOR HUMAN OR DRUG USE

Certified By: _____


 B.G. Chittim

Date: 07/16/2013
 (mm/dd/yyyy)

Wellington Laboratories Inc., 345 Southgate Dr. Guelph ON N1G 3M5 CANADA
 519-822-2436 • Fax: 519-822-2849 • info@well-labs.com

INTENDED USE:

The products prepared by Wellington Laboratories Inc. are for laboratory use only. They are designed to be used as reference standards for the identification and/or quantification of specific chemical compound(s).

HAZARDS:

This product should only be used by qualified personnel familiar with its potential hazards and trained in the handling of hazardous chemicals. Due care should be exercised to prevent unnecessary human contact or ingestion. All procedures should be carried out in a well-functioning fume hood and suitable gloves, eye protection and clothing should be worn at all times. Waste should be disposed of according to national and regional regulations. Material Safety Data Sheets (MSDSs) are available upon request.

SYNTHESIS / CHARACTERIZATION:

Where possible, all of our products are synthesized using single-product, unambiguous routes. They are then characterized, and their structures and purities confirmed, using a combination of the most relevant techniques, such as NMR, GC/MS, LC/MS/MS, x-ray crystallography and melting point. Isotopic purities of mass-labelled compounds are also confirmed using HRGC/HRMS and/or LC/MS/MS.

HOMOGENEITY:

Prior to solution preparation, crystalline material is tested for homogeneity using a variety of techniques (as stated above) and its solubility in a given diluent is taken into consideration. Duplicate solutions of a new product are prepared from the same crystalline lot and, after the addition of an appropriate internal standard, they are compared by GC/MS and/or LC/MS/MS. The relative response factors of the analyte of interest in each solution are required to be <5% RSD. New solution lots of existing products are compared to older lots in the same manner, which further confirms the homogeneity of the crystalline material as well as the stability and homogeneity of the solutions in the storage containers.

UNCERTAINTY:

The maximum combined relative standard uncertainty of our reference standard solutions is calculated using the following equation:

The combined relative standard uncertainty, $u_c(y)$, of a value y and the uncertainty of the independent parameters x_1, x_2, \dots, x_n on which it depends is:

$$u_c(y(x_1, x_2, \dots, x_n)) = \sqrt{\sum_{i=1}^n u(y, x_i)^2}$$

where x is expressed as a relative standard uncertainty of the individual parameter.

The individual uncertainties taken into account include those associated with weights (calibration of the balance) and volumes (calibration of the volumetric glassware). An expanded maximum combined percent relative uncertainty of $\pm 5\%$ (calculated with a coverage factor of 2 and a level of confidence of 95%) is stated on the Certificate of Analysis for all our products.

TRACEABILITY:

All reference standard solutions are traceable to specific crystalline lots. The microbalances used for solution preparation are regularly tested by an external, ISO/IEC 17025:2005 accredited calibration company. In addition, their calibration is verified prior to each weighing using NIST and/or NRC traceable external weights. All volumetric glassware used is of Class A tolerance and has been tested according to the appropriate ASTM procedures, which are ultimately traceable to NIST. For certain products, traceability to international interlaboratory studies has also been established.

EXPIRY DATE / PERIOD OF VALIDITY:

Ongoing stability studies of this product have demonstrated stability in its composition and concentration for the period of time specified by the expiry date in the unopened ampoule. Monitoring for any degradation or change in concentration of the listed analyte(s) is performed on a routine basis.

LIMITED WARRANTY:

At the time of shipment, all products are warranted to be free of defects in material and workmanship and to conform to the stated technical and purity specifications.

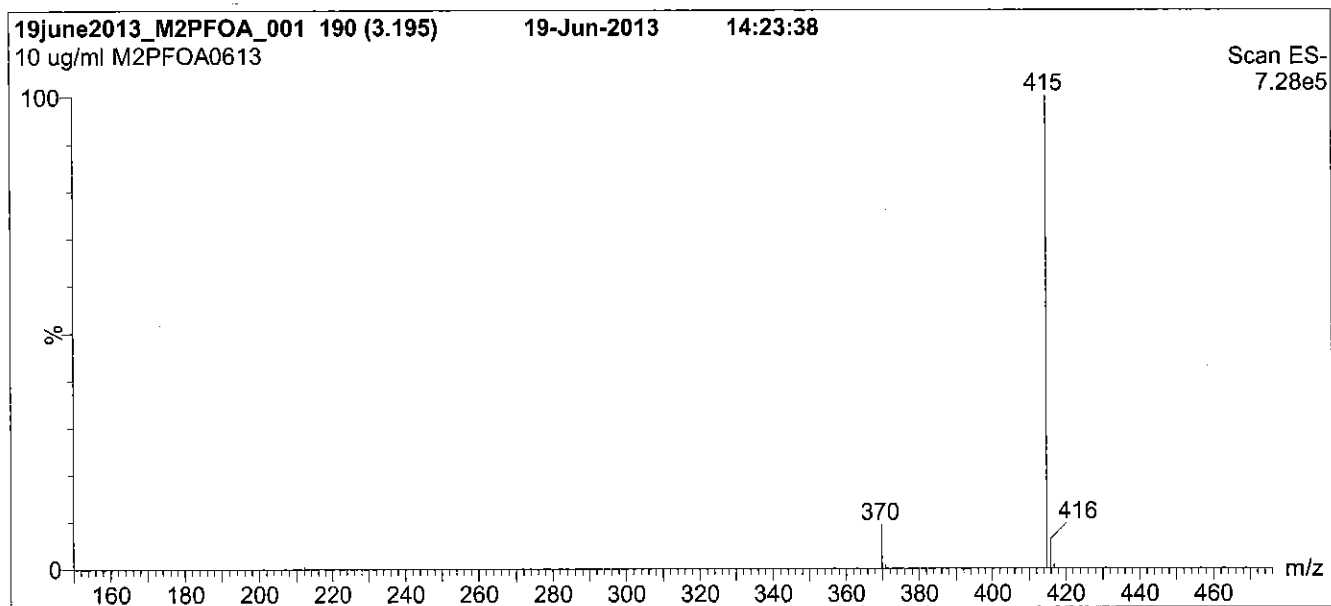
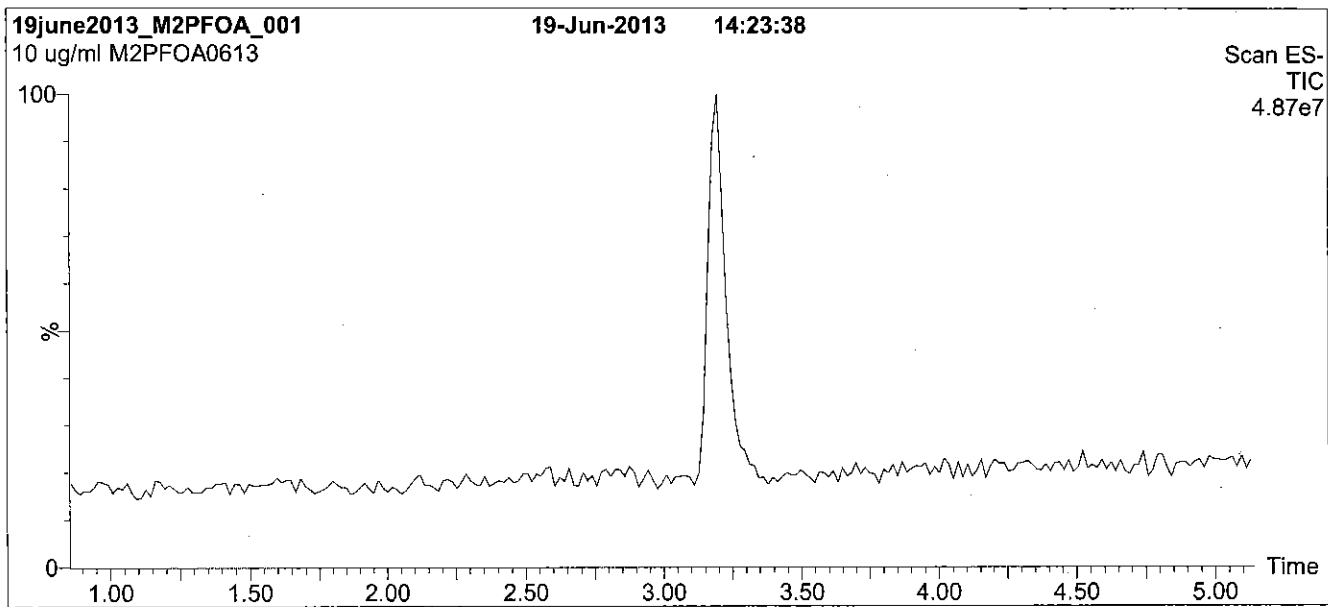
QUALITY MANAGEMENT:

This product was produced using a Quality Management System registered to ISO 9001:2008 by SAI Global, ISO/IEC 17025:2005 by the Canadian Association for Laboratory Accreditation Inc. (CALA; A 1226), and ISO GUIDE 34:2009 by ACLASS (certificate number AR-1523).



For additional information or assistance concerning this or any other products from Wellington Laboratories Inc., please visit our website at www.well-labs.com or contact us directly at info@well-labs.com

Figure 1: M2PFOA; LC/MS Data (TIC and Mass Spectrum)



Conditions for Figure 1:

LC: Waters Acquity Ultra Performance LC
MS: Micromass Quattro *micro* API MS

Chromatographic Conditions

Column: Acquity UPLC BEH Shield RP₁₈
 1.7 μ m, 2.1 x 100 mm

Mobile phase: Gradient
 Start: 50% (80:20 MeOH:ACN) / 50% H₂O
 (both with 10 mM NH₄OAc buffer)
 Ramp to 90% organic over 7 min and hold for 1.5 min
 before returning to initial conditions in 0.5 min.
 Time: 10 min

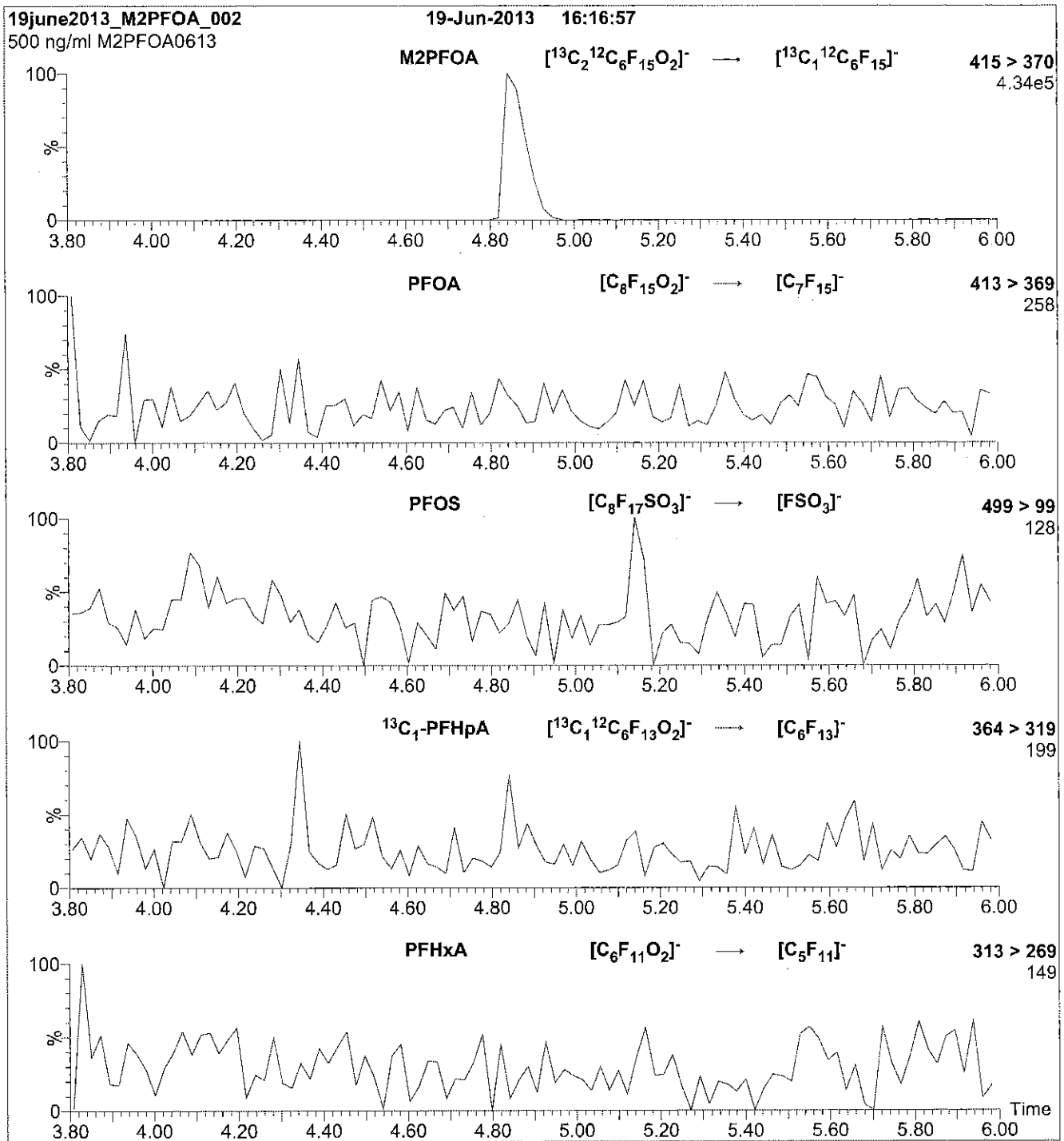
Flow: 300 μ l/min

MS Parameters

Experiment: Full Scan (150 - 850 amu)

Source: Electrospray (negative)
 Capillary Voltage (kV) = 2.00
 Cone Voltage (V) = 15.00
 Cone Gas Flow (l/hr) = 100
 Desolvation Gas Flow (l/hr) = 750

Figure 2: M2PFOA; LC/MS/MS Data (Selected MRM Transitions)



Conditions for Figure 2:

Injection: Direct loop injection
10 μl (500 ng/ml M2PFOA)

Mobile phase: Isocratic 80% (80:20 MeOH:ACN) / 20% H_2O
(both with 10 mM NH_4OAc buffer)

Flow: 300 $\mu\text{l}/\text{min}$

MS Parameters

Collision Gas (mbar) = 3.66e-3
Collision Energy (eV) = 11

Reagent

LCMPFDA_00008




605243

ID: LCMPFDA_00008

Exp: 08/19/20 Pptd: CBW

13C2-Perfluorodecanoic acid

Rec. 3/29/16 JEB ✓



WELLINGTON
LABORATORIES

CERTIFICATE OF ANALYSIS
DOCUMENTATION

PRODUCT CODE:

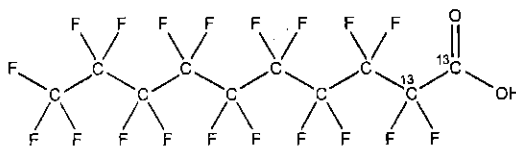
MPFDA

LOT NUMBER:

MPFDA0815

COMPOUND:Perfluoro-n-[1,2-¹³C₂]decanoic acid**STRUCTURE:****CAS #:**

Not available

**MOLECULAR FORMULA:**¹³C₂¹²C₈HF₁₉O₂**MOLECULAR WEIGHT:**

516.07

CONCENTRATION:

50 ± 2.5 µg/ml

SOLVENT(S):Methanol
Water (<1%)**CHEMICAL PURITY:**

>98%

ISOTOPIC PURITY:≥99% ¹³C
(1,2-¹³C₂)**LAST TESTED:** (mm/dd/yyyy)

08/19/2015

EXPIRY DATE: (mm/dd/yyyy)

08/19/2020

RECOMMENDED STORAGE:

Store ampoule in a cool, dark place

DOCUMENTATION/ DATA ATTACHED:

Figure 1: LC/MS Data (TIC and Mass Spectrum)

Figure 2: LC/MS/MS Data (Selected MRM Transitions)

ADDITIONAL INFORMATION:

- See page 2 for further details.
- Contains 4 mole eq. of NaOH to prevent conversion of the carboxylic acid to the methyl ester.
- Contains < 0.1% of ¹³C₁-PFNA.

FOR LABORATORY USE ONLY: NOT FOR HUMAN OR DRUG USE

Certified By:

B.G. Chittim

Date: 08/21/2015

(mm/dd/yyyy)

Wellington Laboratories Inc., 345 Southgate Dr. Guelph ON N1G 3M5 CANADA
519-822-2436 • Fax: 519-822-2849 • info@well-labs.com

INTENDED USE:

The products prepared by Wellington Laboratories Inc. are for laboratory use only. This certified reference material (CRM) was designed to be used as a standard for the identification and/or quantification of the specific chemical compound it contains.

HAZARDS:

This product should only be used by qualified personnel familiar with its potential hazards and trained in the handling of hazardous chemicals. Due care should be exercised to prevent unnecessary human contact or ingestion. All procedures should be carried out in a well-functioning fume hood and suitable gloves, eye protection, and clothing should be worn at all times. Waste should be disposed of according to national and regional regulations. Safety Data Sheets (SDSs) are available upon request.

SYNTHESIS / CHARACTERIZATION:

Where possible, all of our products are synthesized using single-product unambiguous routes. They are then characterized, and their structures and purities confirmed, using a combination of the most relevant techniques, such as NMR, GC/MS, LC/MS/MS, SFC/UV/MS/MS, x-ray crystallography, and melting point. Isotopic purities of mass-labelled compounds are also confirmed using HRGC/HRMS and/or LC/MS/MS.

HOMOGENEITY:

Prior to solution preparation, crystalline material is tested for homogeneity using a variety of techniques (as stated above) and its solubility in a given diluent is taken into consideration. Duplicate solutions of a new product are prepared from the same crystalline lot and, after the addition of an appropriate internal standard, they are compared by GC/MS, LC/MS/MS and/or SFC/UV/MS/MS. The relative response factors of the analyte of interest in each solution are required to be <5% RSD. New solution lots of existing products are compared to older lots in the same manner, which further confirms the homogeneity of the crystalline material as well as the stability and homogeneity of the solutions in the storage containers.

UNCERTAINTY:

The maximum combined relative standard uncertainty of our reference standard solutions is calculated using the following equation:

The combined relative standard uncertainty, $u_c(y)$, of a value y and the uncertainty of the independent parameters x_1, x_2, \dots, x_n on which it depends is:

$$u_c(y(x_1, x_2, \dots, x_n)) = \sqrt{\sum_{i=1}^n u(y, x_i)^2}$$

where x is expressed as a relative standard uncertainty of the individual parameter.

The individual uncertainties taken into account include those associated with weights (calibration of the balance) and volumes (calibration of the volumetric glassware). An expanded maximum combined percent relative uncertainty of $\pm 5\%$ (calculated with a coverage factor of 2 and a level of confidence of 95%) is stated on the Certificate of Analysis for all of our products.

TRACEABILITY:

All reference standard solutions are traceable to specific crystalline lots. The microbalances used for solution preparation are regularly tested by an external ISO/IEC 17025 accredited calibration company. In addition, their calibration is verified prior to each weighing using NIST and/or NRC traceable external weights. All volumetric glassware used is of Class A tolerance and has been tested according to the appropriate ASTM procedures, which are ultimately traceable to NIST. For certain products, traceability to international interlaboratory studies has also been established.

EXPIRY DATE / PERIOD OF VALIDITY:

Ongoing stability studies of this product have demonstrated stability in its composition and concentration, until the specified expiry date, in the unopened ampoule. Monitoring for any degradation or change in concentration of the listed analyte(s) is performed on a routine basis.

LIMITED WARRANTY:

At the time of shipment, all products are warranted to be free of defects in material and workmanship and to conform to the stated technical and purity specifications.

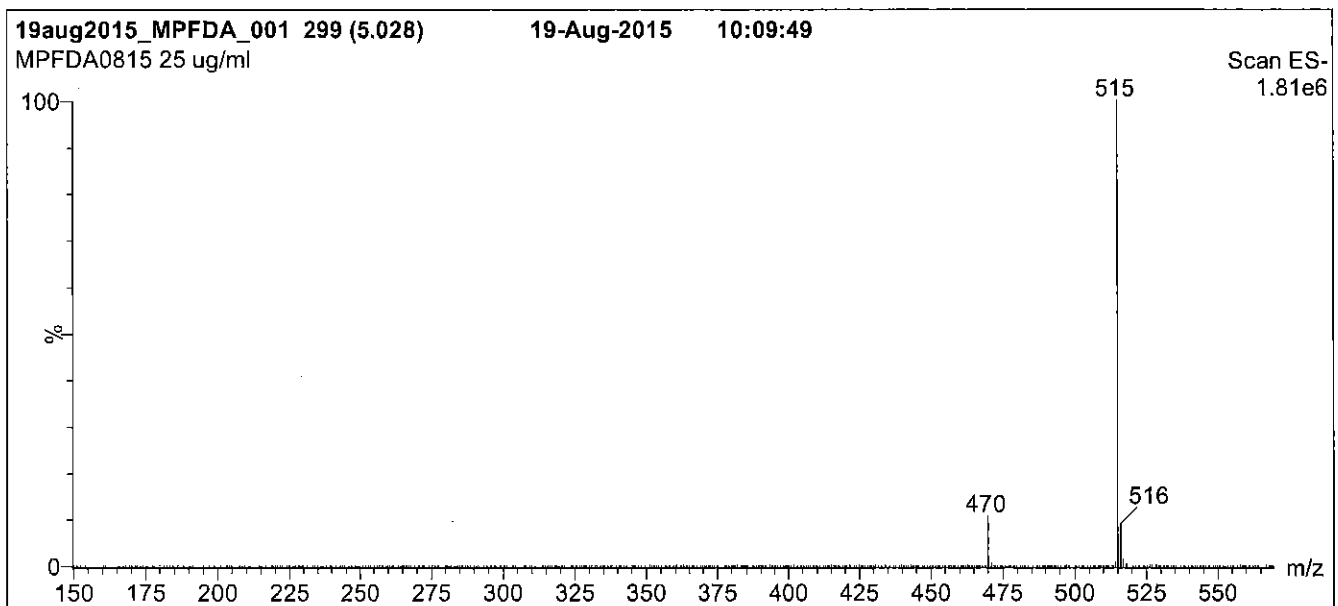
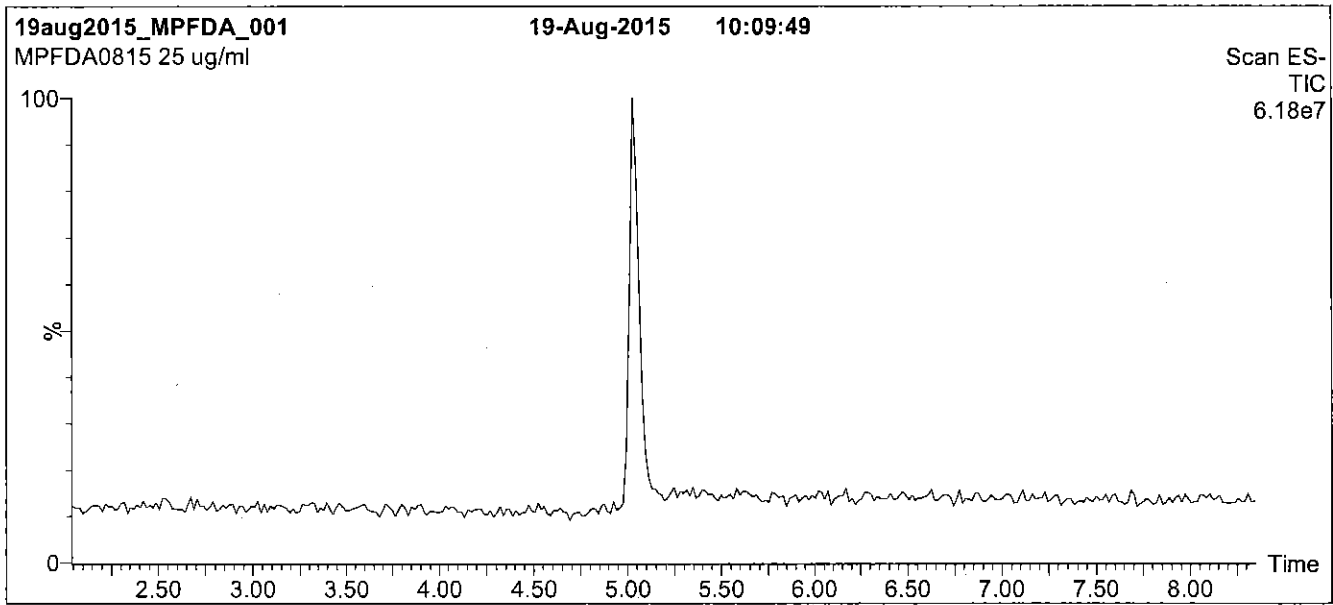
QUALITY MANAGEMENT:

This product was produced using a Quality Management System registered to the latest versions of ISO 9001 by SAI Global, ISO/IEC 17025 by the Canadian Association for Laboratory Accreditation Inc. (CALA; A 1226), and ISO GUIDE 34 by ANSI-ASQ National Accreditation Board (ANAB; AR-1523).



For additional information or assistance concerning this or any other products from Wellington Laboratories Inc., please visit our website at www.well-labs.com or contact us directly at info@well-labs.com

Figure 1: MPFDA; LC/MS Data (TIC and Mass Spectrum)



Conditions for Figure 1:

LC: Waters Acquity Ultra Performance LC
MS: Micromass Quattro *micro* API MS

Chromatographic Conditions

Column: Acquity UPLC BEH Shield RP₁₈
1.7 μ m, 2.1 x 100 mm

Mobile phase: Gradient
Start: 50% (80:20 MeOH:ACN) / 50% H₂O
(both with 10 mM NH₄OAc buffer)
Ramp to 90% organic over 7 min and hold for 2 min
before returning to initial conditions in 0.5 min.
Time: 10 min

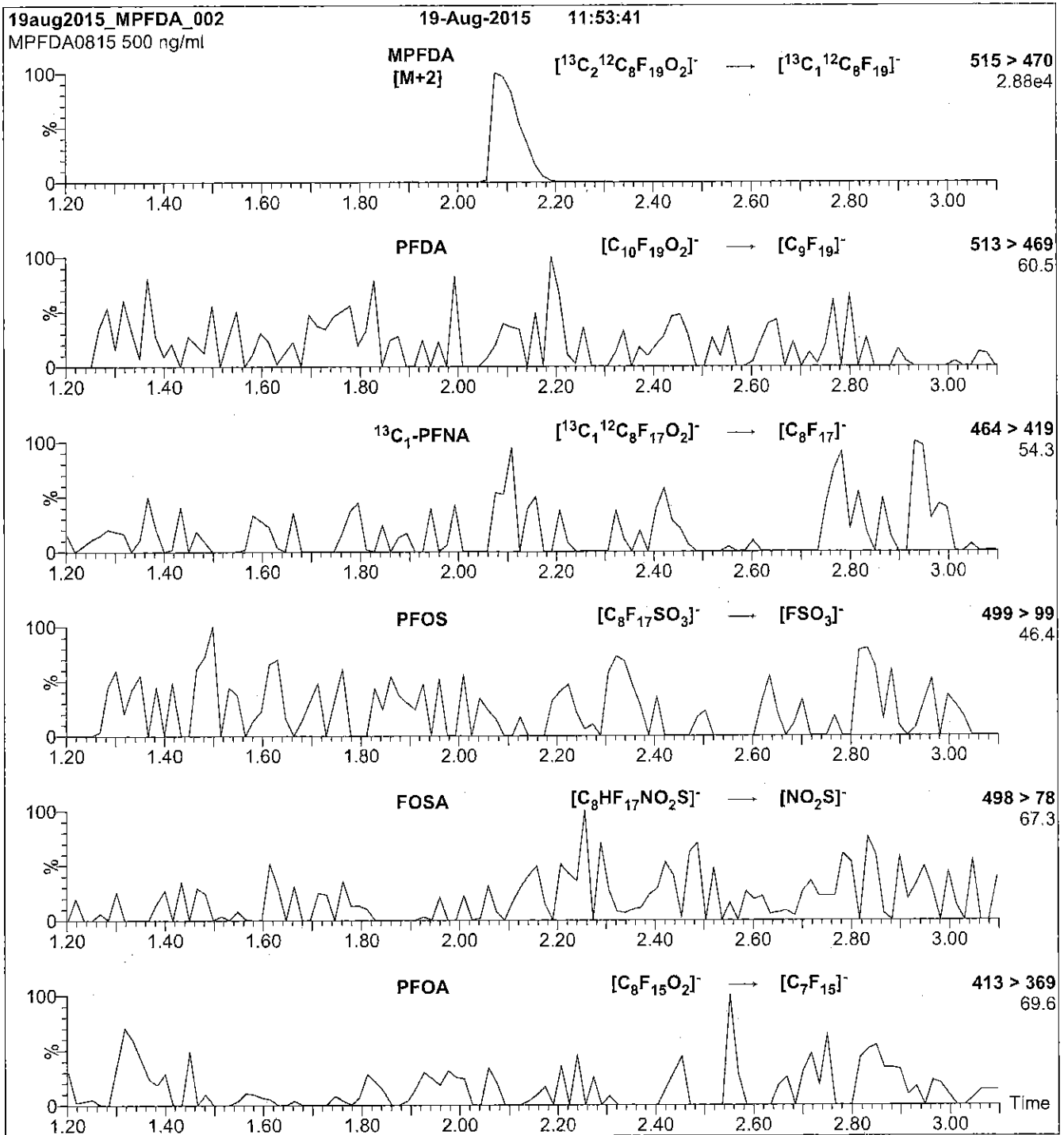
Flow: 300 μ l/min

MS Parameters

Experiment: Full Scan (150 - 850 amu)

Source: Electrospray (negative)
Capillary Voltage (kV) = 2.00
Cone Voltage (V) = 15.00
Cone Gas Flow (l/hr) = 50
Desolvation Gas Flow (l/hr) = 750

Figure 2: MPFDA; LC/MS/MS Data (Selected MRM Transitions)



Conditions for Figure 2:

Injection: Direct loop injection
 10 μ l (500 ng/ml MPFDA)

Mobile phase: Isocratic 80% (80:20 MeOH:ACN) / 20% H₂O
 (both with 10 mM NH₄OAc buffer)

Flow: 300 μ l/min

MS Parameters

Collision Gas (mbar) = 3.35e-3
 Collision Energy (eV) = 13

Reagent

LCMPFDA_00012

R: SBC 12/21/16



814255

ID: LCMFDA_00012

Exp: 09/30/21 Prpd: SBC

13C2-Perfluorodecanoic a

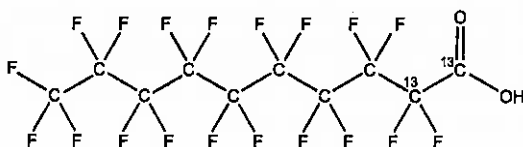


WELLINGTON LABORATORIES

CERTIFICATE OF ANALYSIS DOCUMENTATION

PRODUCT CODE: MPFDA **LOT NUMBER:** MPFDA0916
COMPOUND: Perfluoro-n-[1,2-¹³C₂]decanoic acid

STRUCTURE: **CAS #:** Not available



MOLECULAR FORMULA: ¹³C₂¹²C₈HF₁₉O₂
CONCENTRATION: 50 ± 2.5 µg/ml

MOLECULAR WEIGHT: 516.07
SOLVENT(S): Methanol
Water (<1%)

CHEMICAL PURITY: >98%
LAST TESTED: (mm/dd/yyyy) 09/30/2016
EXPIRY DATE: (mm/dd/yyyy) 09/30/2021
RECOMMENDED STORAGE: Store ampoule in a cool, dark place

ISOTOPIC PURITY: ≥99% ¹³C
(1,2-¹³C₂)


DOCUMENTATION/ DATA ATTACHED:

- Figure 1: LC/MS Data (TIC and Mass Spectrum)
- Figure 2: LC/MS/MS Data (Selected MRM Transitions)

ADDITIONAL INFORMATION:

- See page 2 for further details.
- Contains 4 mole eq. of NaOH to prevent conversion of the carboxylic acid to the methyl ester.
- Contains < 0.1% of ¹³C₁-PFNA.

FOR LABORATORY USE ONLY: NOT FOR HUMAN OR DRUG USE

Certified By: 
B.G. Chrifim **Date:** 10/07/2016
(mm/dd/yyyy)

Wellington Laboratories Inc., 345 Southgate Dr. Guelph ON N1G 3M5 CANADA
519-822-2436 • Fax: 519-822-2849 • info@well-labs.com

INTENDED USE:

The products prepared by Wellington Laboratories Inc. are for laboratory use only. This certified reference material (CRM) was designed to be used as a standard for the identification and/or quantification of the specific chemical compound it contains.

HAZARDS:

This product should only be used by qualified personnel familiar with its potential hazards and trained in the handling of hazardous chemicals. Due care should be exercised to prevent unnecessary human contact or ingestion. All procedures should be carried out in a well-functioning fume hood and suitable gloves, eye protection, and clothing should be worn at all times. Waste should be disposed of according to national and regional regulations. Safety Data Sheets (SDSs) are available upon request.

SYNTHESIS / CHARACTERIZATION:

Where possible, all of our products are synthesized using single-product unambiguous routes. They are then characterized, and their structures and purities confirmed, using a combination of the most relevant techniques, such as NMR, GC/MS, LC/MS/MS, SFC/UV/MS/MS, x-ray crystallography, and melting point. Isotopic purities of mass-labelled compounds are also confirmed using HRGC/HRMS and/or LC/MS/MS.

HOMOGENEITY:

Prior to solution preparation, crystalline material is tested for homogeneity using a variety of techniques (as stated above) and its solubility in a given diluent is taken into consideration. Duplicate solutions of a new product are prepared from the same crystalline lot and, after the addition of an appropriate internal standard, they are compared by GC/MS, LC/MS/MS and/or SFC/UV/MS/MS. The relative response factors of the analyte of interest in each solution are required to be <5% RSD. New solution lots of existing products are compared to older lots in the same manner, which further confirms the homogeneity of the crystalline material as well as the stability and homogeneity of the solutions in the storage containers.

UNCERTAINTY:

The maximum combined relative standard uncertainty of our reference standard solutions is calculated using the following equation:

The combined relative standard uncertainty, $u_c(y)$, of a value y and the uncertainty of the independent parameters x_1, x_2, \dots, x_n on which it depends is:

$$u_c(y(x_1, x_2, \dots, x_n)) = \sqrt{\sum_{i=1}^n u(y, x_i)^2}$$

where x is expressed as a relative standard uncertainty of the individual parameter.

The individual uncertainties taken into account include those associated with weights (calibration of the balance) and volumes (calibration of the volumetric glassware). An expanded maximum combined percent relative uncertainty of $\pm 5\%$ (calculated with a coverage factor of 2 and a level of confidence of 95%) is stated on the Certificate of Analysis for all of our products.

TRACEABILITY:

All reference standard solutions are traceable to specific crystalline lots. The microbalances used for solution preparation are regularly tested by an external ISO/IEC 17025 accredited calibration company. In addition, their calibration is verified prior to each weighing using NIST and/or NRC traceable external weights. All volumetric glassware used is of Class A tolerance and has been tested according to the appropriate ASTM procedures, which are ultimately traceable to NIST. For certain products, traceability to international interlaboratory studies has also been established.

EXPIRY DATE / PERIOD OF VALIDITY:

Ongoing stability studies of this product have demonstrated stability in its composition and concentration, until the specified expiry date, in the unopened ampoule. Monitoring for any degradation or change in concentration of the listed analyte(s) is performed on a routine basis.

LIMITED WARRANTY:

At the time of shipment, all products are warranted to be free of defects in material and workmanship and to conform to the stated technical and purity specifications.

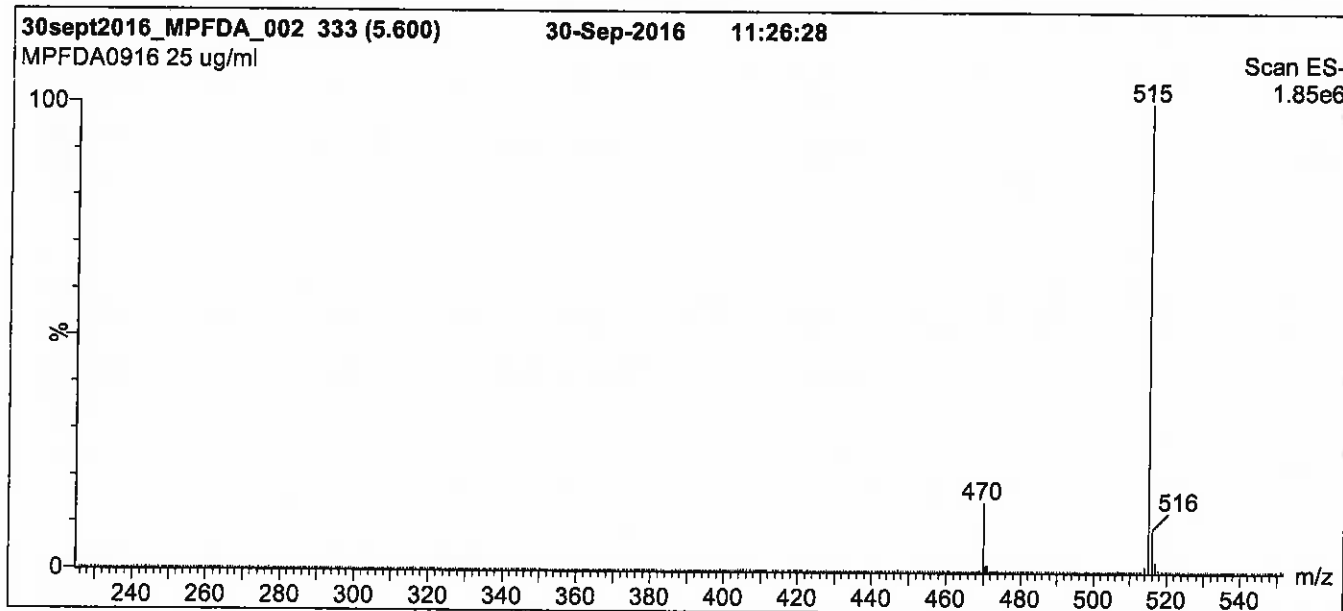
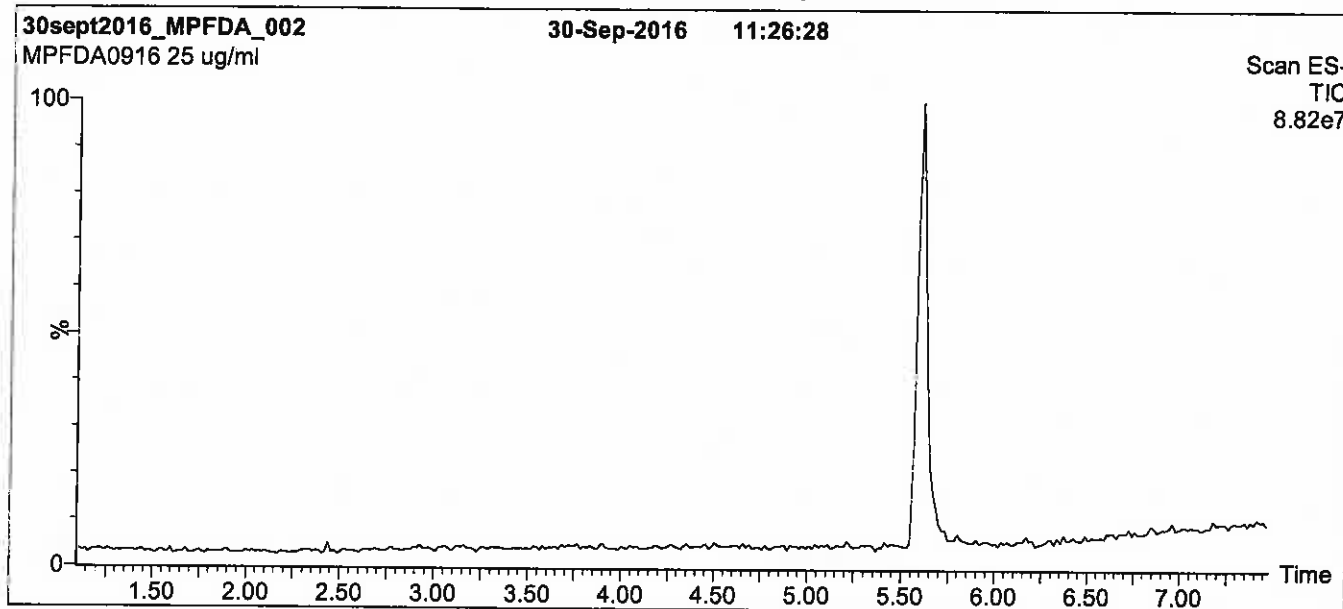
QUALITY MANAGEMENT:

This product was produced using a Quality Management System registered to the latest versions of ISO 9001 by SAI Global, ISO/IEC 17025 by the Canadian Association for Laboratory Accreditation Inc. (CALA; A 1226), and ISO GUIDE 34 by ANSI-ASQ National Accreditation Board (ANAB; AR-1523).



For additional information or assistance concerning this or any other products from Wellington Laboratories Inc., please visit our website at www.well-labs.com or contact us directly at info@well-labs.com

Figure 1: MPFDA; LC/MS Data (TIC and Mass Spectrum)



Conditions for Figure 1:

LC: Waters Acquity Ultra Performance LC
MS: Micromass Quattro *micro* API MS

Chromatographic Conditions

Column: Acquity UPLC BEH Shield RP₁₈
1.7 μ m, 2.1 x 100 mm

Mobile phase: Gradient
Start: 50% (80:20 MeOH:ACN) / 50% H₂O
(both with 10 mM NH₄OAc buffer)
Ramp to 90% organic over 7 min and hold for 1.5 min
before returning to initial conditions in 0.5 min.
Time: 10 min

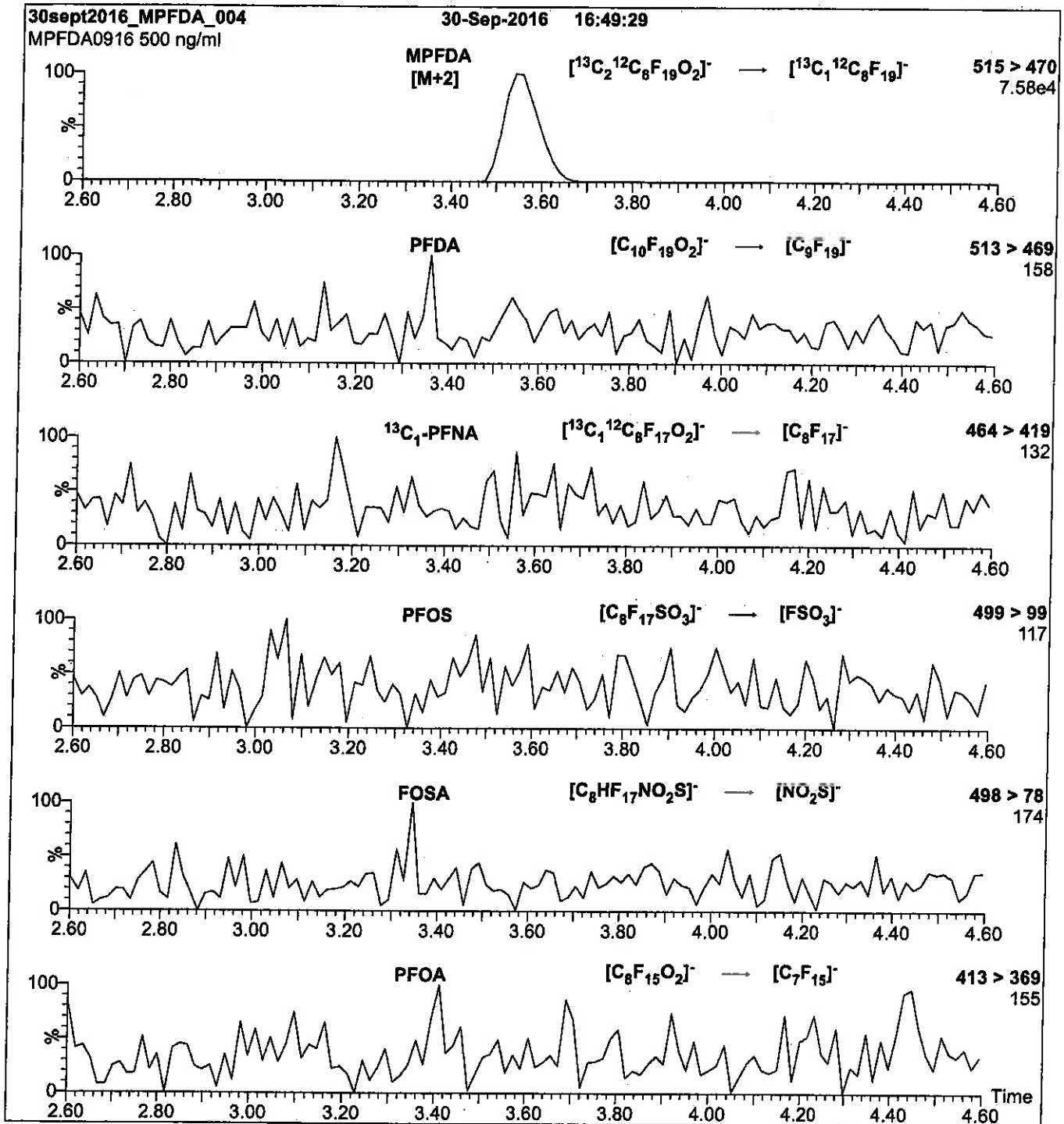
Flow: 300 μ l/min

MS Parameters

Experiment: Full Scan (225 - 850 amu)

Source: Electrospray (negative)
Capillary Voltage (kV) = 2.00
Cone Voltage (V) = 15.00
Cone Gas Flow (l/hr) = 50
Desolvation Gas Flow (l/hr) = 750

Figure 2: MPFDA; LC/MS/MS Data (Selected MRM Transitions)



Conditions for Figure 2:

Injection: Direct loop injection
10 μ l (500 ng/ml MPFDA)

Mobile phase: Isocratic 80% (80:20 MeOH:ACN) / 20% H₂O
(both with 10 mM NH₄OAc buffer)

Flow: 300 μ l/min

MS Parameters

Collision Gas (mbar) = 3.31e-3
Collision Energy (eV) = 13

Reagent

LCMPFHxA_00009



605244
 ID: LCMPFHxA_00009
 Exp: 04/09/20 Prpd: CBW
¹³C₂-Perfluorohexanoic ac

Rec. 3/29/16 JRB ✓



WELLINGTON LABORATORIES

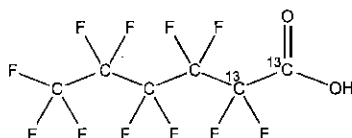
CERTIFICATE OF ANALYSIS DOCUMENTATION

PRODUCT CODE: MPFHxA
COMPOUND: Perfluoro-n-[1,2-¹³C₂]hexanoic acid

LOT NUMBER: MPFHxA0415

STRUCTURE:

CAS #: Not available



MOLECULAR FORMULA: ¹³C₂¹²C₄HF₁₁O₂
CONCENTRATION: 50 ± 2.5 µg/ml

MOLECULAR WEIGHT: 316.04
SOLVENT(S): Methanol
 Water (<1%)

CHEMICAL PURITY: >98%
LAST TESTED: (mm/dd/yyyy) 04/09/2015

ISOTOPIC PURITY: ≥99%¹³C
 (1,2-¹³C₂)

EXPIRY DATE: (mm/dd/yyyy) 04/09/2020

RECOMMENDED STORAGE: Store ampoule in a cool, dark place

DOCUMENTATION/ DATA ATTACHED:

- Figure 1: LC/MS Data (TIC and Mass Spectrum)
- Figure 2: LC/MS/MS Data (Selected MRM Transitions)

ADDITIONAL INFORMATION:

- See page 2 for further details.
- Contains 4 mole eq. of NaOH to prevent conversion of the carboxylic acid to the methyl ester.
- Contains < 0.1% of perfluoro-n-hexanoic acid and ~ 0.3% of perfluoro-n-octanoic acid.

FOR LABORATORY USE ONLY: NOT FOR HUMAN OR DRUG USE

Certified By:
 B.G. Chittim

Date: 04/14/2015
 (mm/dd/yyyy)

Wellington Laboratories Inc., 345 Southgate Dr. Guelph ON N1G 3M5 CANADA
 519-822-2436 • Fax: 519-822-2849 • info@well-labs.com

INTENDED USE:

The products prepared by Wellington Laboratories Inc. are for laboratory use only. This certified reference material (CRM) was designed to be used as a standard for the identification and/or quantification of the specific chemical compound it contains.

HAZARDS:

This product should only be used by qualified personnel familiar with its potential hazards and trained in the handling of hazardous chemicals. Due care should be exercised to prevent unnecessary human contact or ingestion. All procedures should be carried out in a well-functioning fume hood and suitable gloves, eye protection, and clothing should be worn at all times. Waste should be disposed of according to national and regional regulations. Safety Data Sheets (SDSs) are available upon request.

SYNTHESIS / CHARACTERIZATION:

Where possible, all of our products are synthesized using single-product unambiguous routes. They are then characterized, and their structures and purities confirmed, using a combination of the most relevant techniques, such as NMR, GC/MS, LC/MS/MS, SFC/UV/MS/MS, x-ray crystallography, and melting point. Isotopic purities of mass-labelled compounds are also confirmed using HRGC/HRMS and/or LC/MS/MS.

HOMOGENEITY:

Prior to solution preparation, crystalline material is tested for homogeneity using a variety of techniques (as stated above) and its solubility in a given diluent is taken into consideration. Duplicate solutions of a new product are prepared from the same crystalline lot and, after the addition of an appropriate internal standard, they are compared by GC/MS, LC/MS/MS and/or SFC/UV/MS/MS. The relative response factors of the analyte of interest in each solution are required to be <5% RSD. New solution lots of existing products are compared to older lots in the same manner, which further confirms the homogeneity of the crystalline material as well as the stability and homogeneity of the solutions in the storage containers.

UNCERTAINTY:

The maximum combined relative standard uncertainty of our reference standard solutions is calculated using the following equation:

The combined relative standard uncertainty, $u_c(y)$, of a value y and the uncertainty of the independent parameters x_1, x_2, \dots, x_n on which it depends is:

$$u_c(y(x_1, x_2, \dots, x_n)) = \sqrt{\sum_{i=1}^n u(y, x_i)^2}$$

where x is expressed as a relative standard uncertainty of the individual parameter.

The individual uncertainties taken into account include those associated with weights (calibration of the balance) and volumes (calibration of the volumetric glassware). An expanded maximum combined percent relative uncertainty of $\pm 5\%$ (calculated with a coverage factor of 2 and a level of confidence of 95%) is stated on the Certificate of Analysis for all of our products.

TRACEABILITY:

All reference standard solutions are traceable to specific crystalline lots. The microbalances used for solution preparation are regularly tested by an external ISO/IEC 17025 accredited calibration company. In addition, their calibration is verified prior to each weighing using NIST and/or NRC traceable external weights. All volumetric glassware used is of Class A tolerance and has been tested according to the appropriate ASTM procedures, which are ultimately traceable to NIST. For certain products, traceability to international interlaboratory studies has also been established.

EXPIRY DATE / PERIOD OF VALIDITY:

Ongoing stability studies of this product have demonstrated stability in its composition and concentration, until the specified expiry date, in the unopened ampoule. Monitoring for any degradation or change in concentration of the listed analyte(s) is performed on a routine basis.

LIMITED WARRANTY:

At the time of shipment, all products are warranted to be free of defects in material and workmanship and to conform to the stated technical and purity specifications.

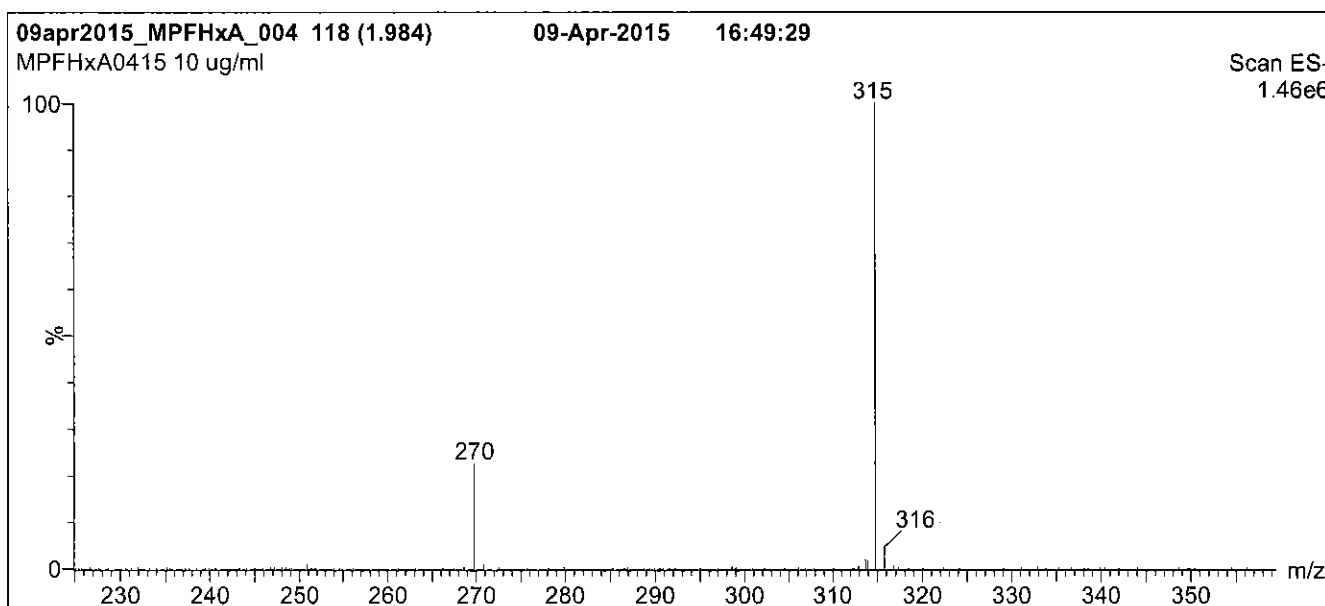
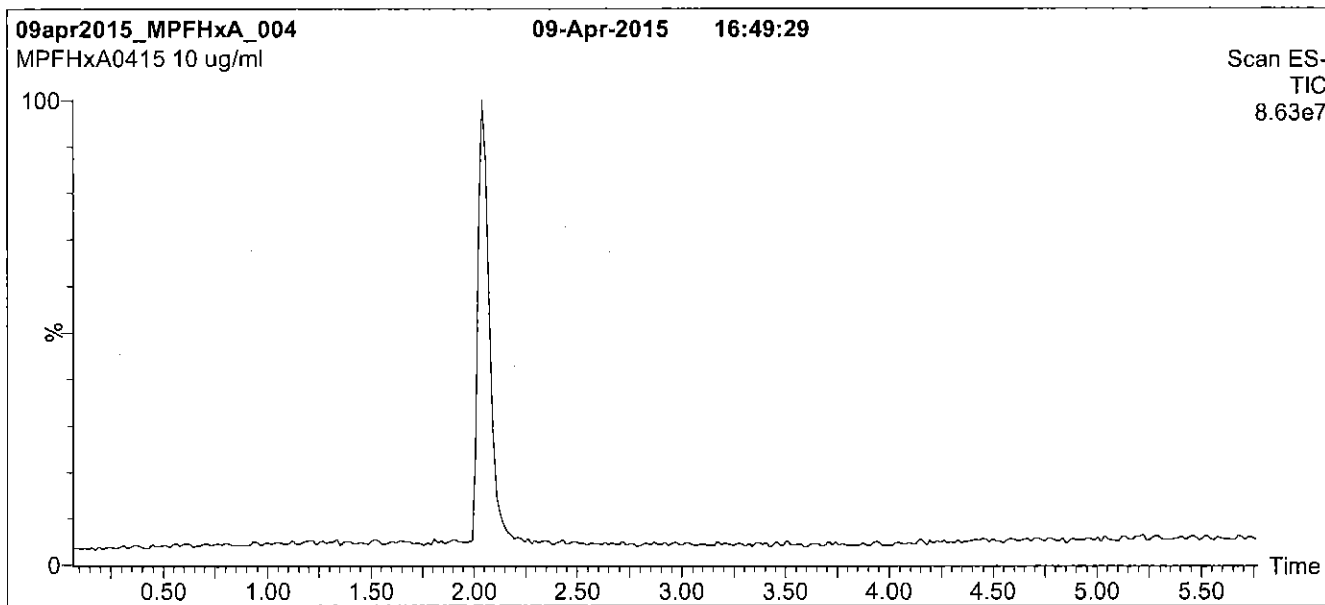
QUALITY MANAGEMENT:

This product was produced using a Quality Management System registered to the latest versions of ISO 9001 by SAI Global, ISO/IEC 17025 by the Canadian Association for Laboratory Accreditation Inc. (CALA; A 1226), and ISO GUIDE 34 by ANSI-ASQ National Accreditation Board (ANAB; AR-1523).



For additional information or assistance concerning this or any other products from Wellington Laboratories Inc., please visit our website at www.well-labs.com or contact us directly at info@well-labs.com

Figure 1: MPFHxA; LC/MS Data (TIC and Mass Spectrum)



Conditions for Figure 1:

LC: Waters Acquity Ultra Performance LC
MS: Micromass Quattro *micro* API MS

Chromatographic Conditions

Column: Acquity UPLC BEH Shield RP₁₈
1.7 μ m, 2.1 x 100 mm

Mobile phase: Gradient
Start: 50% (80:20 MeOH:ACN) / 50% H₂O
(both with 10 mM NH₄OAc buffer)
Ramp to 90% organic over 7 min and hold for 2 min
before returning to initial conditions over 0.5 min.
Time: 10 min

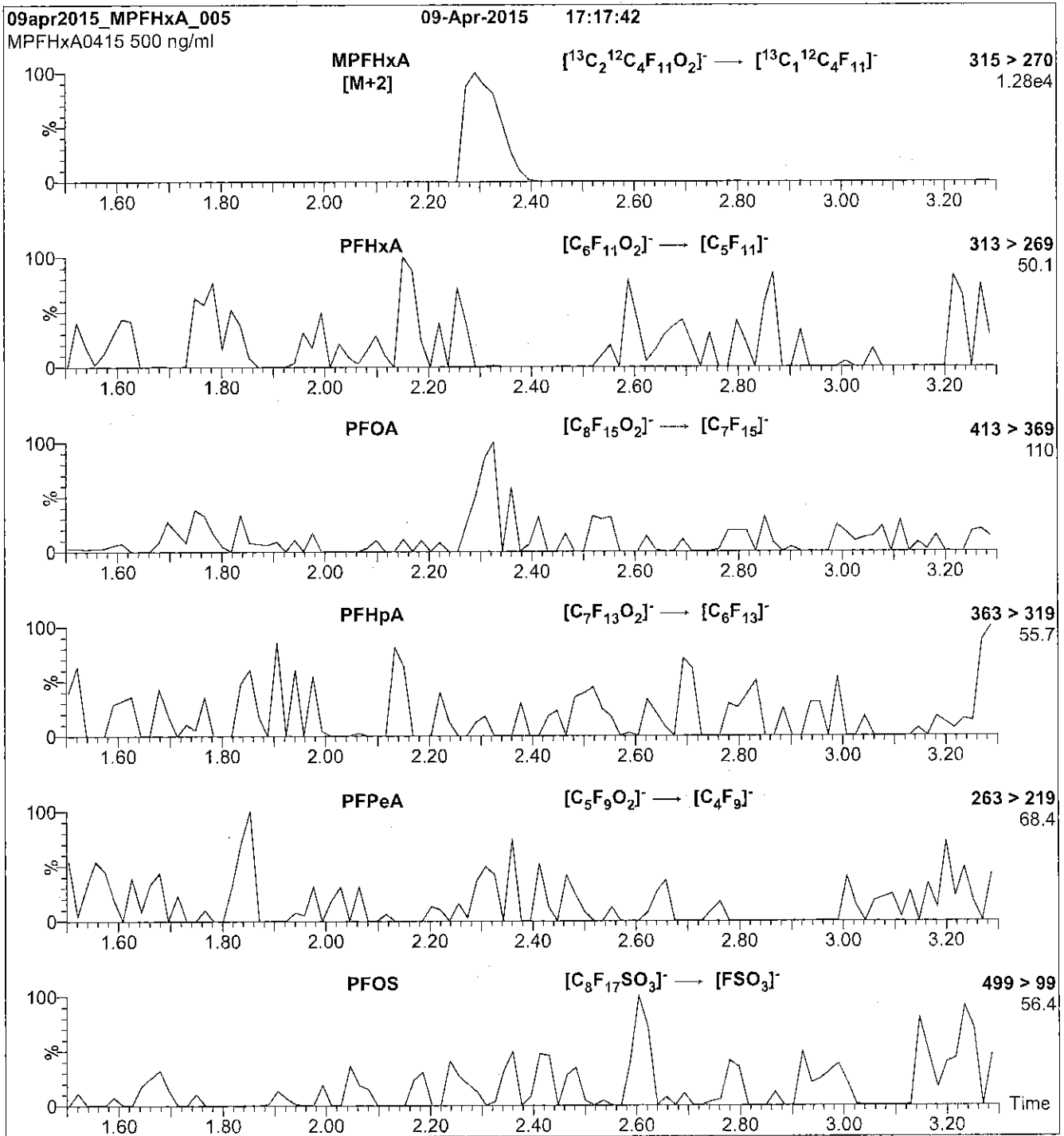
Flow: 300 μ l/min

MS Parameters

Experiment: Full Scan (225 - 850 amu)

Source: Electrospray (negative)
Capillary Voltage (kV) = 2.00
Cone Voltage (V) = 15.00
Cone Gas Flow (l/hr) = 100
Desolvation Gas Flow (l/hr) = 750

Figure 2: MPFHxA; LC/MS/MS Data (Selected MRM Transitions)



Conditions for Figure 2:

Injection: Direct loop injection
10 μ l (500 ng/ml MPFHxA)

Mobile phase: Isocratic 80% (80:20 MeOH:ACN) / 20% H₂O
(both with 10 mM NH₄OAc buffer)

Flow: 300 μ l/min

MS Parameters

Collision Gas (mbar) = 3.20e-3
Collision Energy (eV) = 10

Reagent

LCMPFHxA_00013

INTENDED USE:

The products prepared by Wellington Laboratories Inc. are for laboratory use only. This certified reference material (CRM) was designed to be used as a standard for the identification and/or quantification of the specific chemical compound it contains.

HAZARDS:

This product should only be used by qualified personnel familiar with its potential hazards and trained in the handling of hazardous chemicals. Due care should be exercised to prevent unnecessary human contact or ingestion. All procedures should be carried out in a well-functioning fume hood and suitable gloves, eye protection, and clothing should be worn at all times. Waste should be disposed of according to national and regional regulations. Safety Data Sheets (SDSs) are available upon request.

SYNTHESIS / CHARACTERIZATION:

Where possible, all of our products are synthesized using single-product unambiguous routes. They are then characterized, and their structures and purities confirmed, using a combination of the most relevant techniques, such as NMR, GC/MS, LC/MS/MS, SFC/UV/MS/MS, x-ray crystallography, and melting point. Isotopic purities of mass-labelled compounds are also confirmed using HRGC/HRMS and/or LC/MS/MS.

HOMOGENEITY:

Prior to solution preparation, crystalline material is tested for homogeneity using a variety of techniques (as stated above) and its solubility in a given diluent is taken into consideration. Duplicate solutions of a new product are prepared from the same crystalline lot and, after the addition of an appropriate internal standard, they are compared by GC/MS, LC/MS/MS and/or SFC/UV/MS/MS. The relative response factors of the analyte of interest in each solution are required to be <5% RSD. New solution lots of existing products are compared to older lots in the same manner, which further confirms the homogeneity of the crystalline material as well as the stability and homogeneity of the solutions in the storage containers.

UNCERTAINTY:

The maximum combined relative standard uncertainty of our reference standard solutions is calculated using the following equation:

The combined relative standard uncertainty, $u_c(y)$, of a value y and the uncertainty of the independent parameters x_1, x_2, \dots, x_n on which it depends is:

$$u_c(y(x_1, x_2, \dots, x_n)) = \sqrt{\sum_{i=1}^n u(y, x_i)^2}$$

where x is expressed as a relative standard uncertainty of the individual parameter.

The individual uncertainties taken into account include those associated with weights (calibration of the balance) and volumes (calibration of the volumetric glassware). An expanded maximum combined percent relative uncertainty of $\pm 5\%$ (calculated with a coverage factor of 2 and a level of confidence of 95%) is stated on the Certificate of Analysis for all of our products.

TRACEABILITY:

All reference standard solutions are traceable to specific crystalline lots. The microbalances used for solution preparation are regularly tested by an external ISO/IEC 17025 accredited calibration company. In addition, their calibration is verified prior to each weighing using NIST and/or NRC traceable external weights. All volumetric glassware used is of Class A tolerance and has been tested according to the appropriate ASTM procedures, which are ultimately traceable to NIST. For certain products, traceability to international interlaboratory studies has also been established.

EXPIRY DATE / PERIOD OF VALIDITY:

Ongoing stability studies of this product have demonstrated stability in its composition and concentration, until the specified expiry date, in the unopened ampoule. Monitoring for any degradation or change in concentration of the listed analyte(s) is performed on a routine basis.

LIMITED WARRANTY:

At the time of shipment, all products are warranted to be free of defects in material and workmanship and to conform to the stated technical and purity specifications.

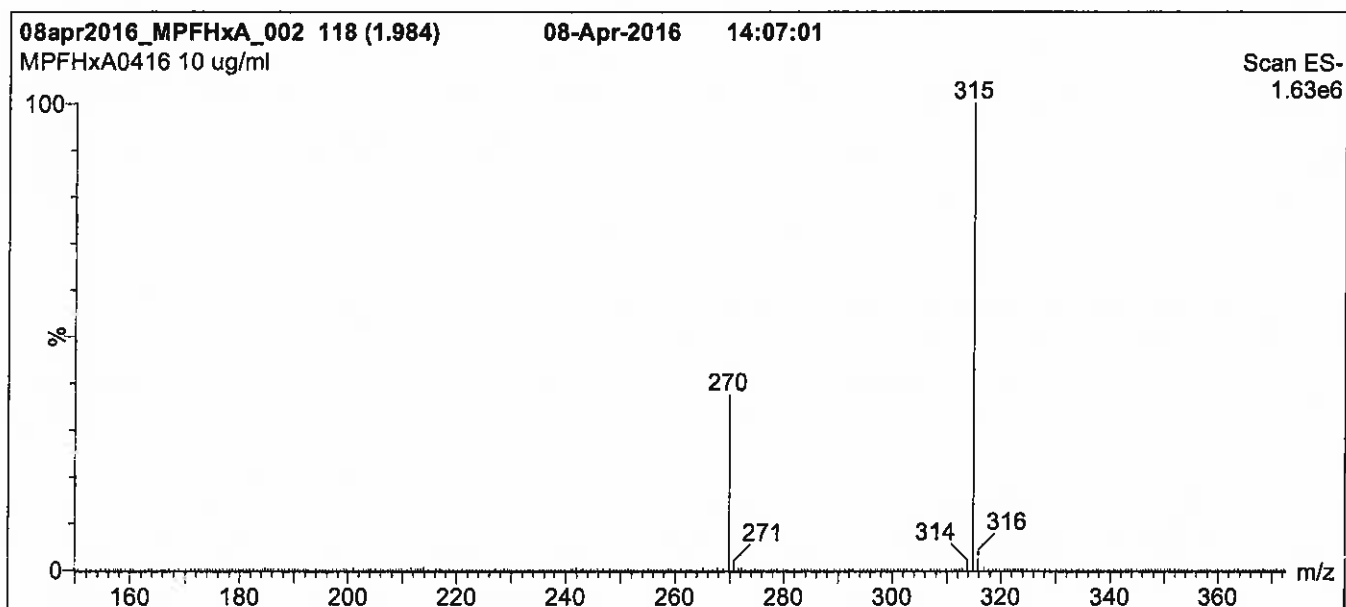
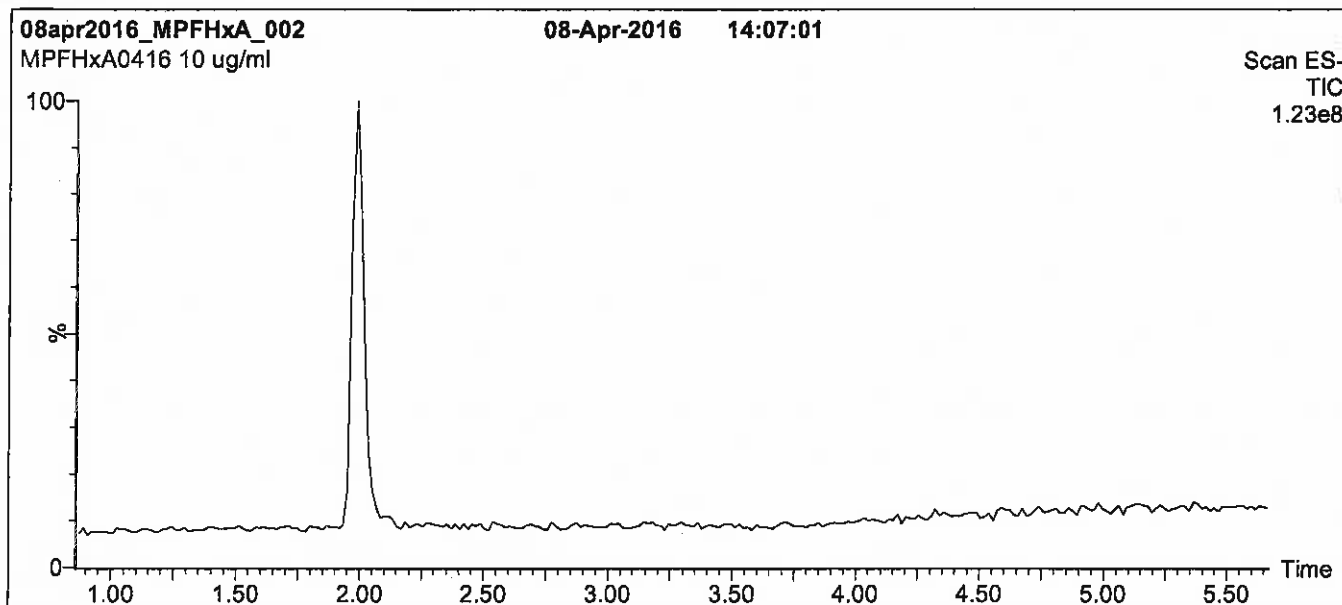
QUALITY MANAGEMENT:

This product was produced using a Quality Management System registered to the latest versions of ISO 9001 by SAI Global, ISO/IEC 17025 by the Canadian Association for Laboratory Accreditation Inc. (CALA; A 1226), and ISO GUIDE 34 by ANSI-ASQ National Accreditation Board (ANAB; AR-1523).



For additional information or assistance concerning this or any other products from Wellington Laboratories Inc., please visit our website at www.well-labs.com or contact us directly at info@well-labs.com

Figure 1: MPFHxA; LC/MS Data (TIC and Mass Spectrum)



Conditions for Figure 1:

LC: Waters Acquity Ultra Performance LC
MS: Micromass Quattro *micro* API MS

Chromatographic Conditions

Column: Acquity UPLC BEH Shield RP₁₈
 1.7 μ m, 2.1 x 100 mm

Mobile phase: Gradient
 Start: 50% (80:20 MeOH:ACN) / 50% H₂O
 (both with 10 mM NH₄OAc buffer)
 Ramp to 90% organic over 7.5 min and hold for 1.5 min
 before returning to initial conditions over 0.5 min.
 Time: 10 min

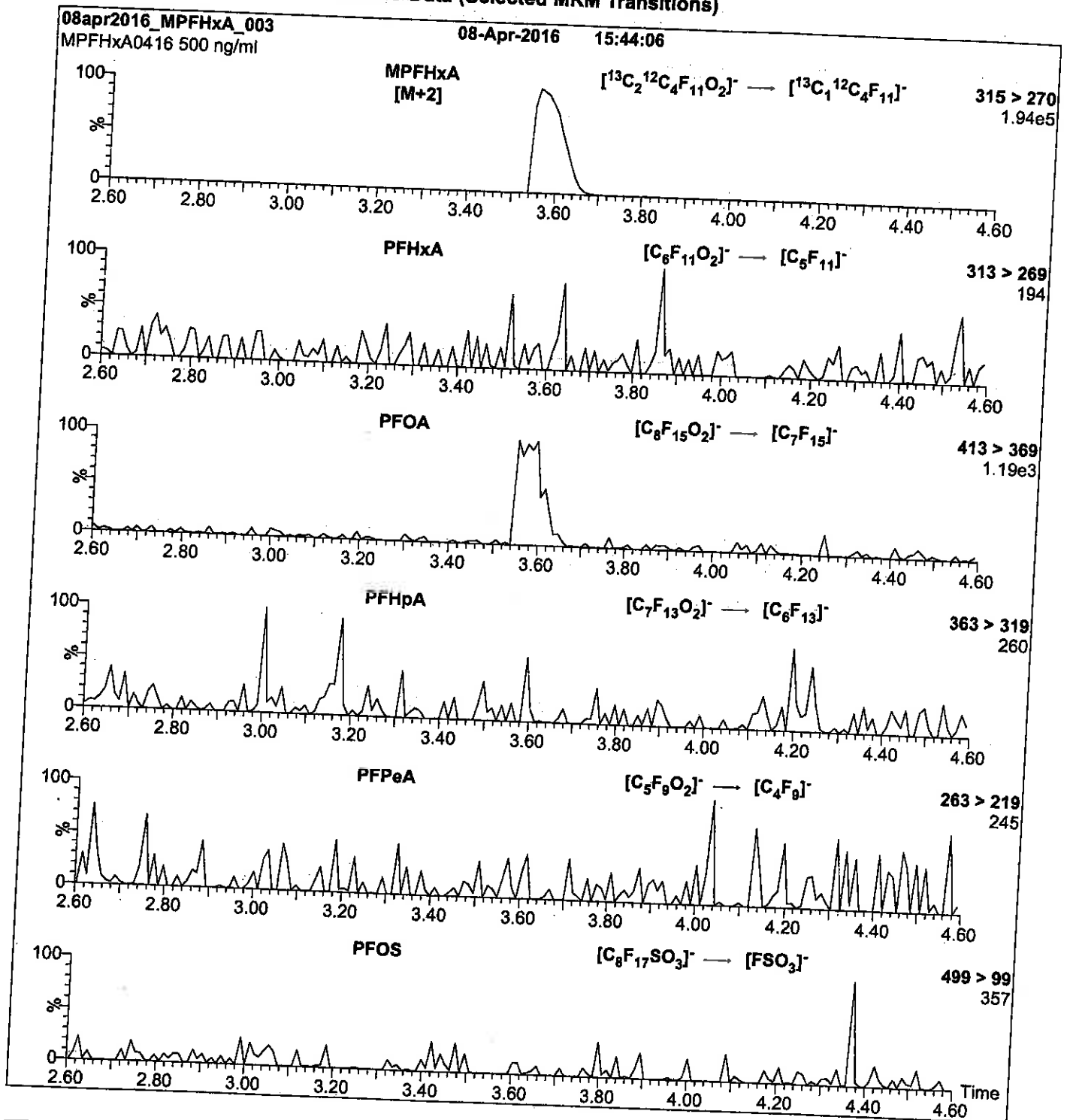
Flow: 300 μ l/min

MS Parameters

Experiment: Full Scan (150 - 850 amu)

Source: Electrospray (negative)
 Capillary Voltage (kV) = 2.00
 Cone Voltage (V) = 15.00
 Cone Gas Flow (l/hr) = 100
 Desolvation Gas Flow (l/hr) = 750

Figure 2: MPFHxA; LC/MS/MS Data (Selected MRM Transitions)



Conditions for Figure 2:

Injection: Direct loop injection
10 μ l (500 ng/ml MPFHxA)

Mobile phase: Isocratic 80% (80:20 MeOH:ACN) / 20% H₂O
(both with 10 mM NH₄OAc buffer)

Flow: 300 μ l/min

MS Parameters

Collision Gas (mbar) = 3.39e-3
Collision Energy (eV) = 10

Reagent

LCMPFOS_00018

R: SBC 9/22/16



738686
ID: LCMFOS_00018
Exp: 08/03/21 Prod: SBC
13C4-Perfluorooctanesulfo

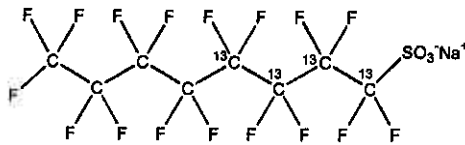


WELLINGTON LABORATORIES

CERTIFICATE OF ANALYSIS DOCUMENTATION

PRODUCT CODE: MPFOS **LOT NUMBER:** MPFOS0816
COMPOUND: Sodium perfluoro-1-[1,2,3,4-¹³C]₄octanesulfonate

STRUCTURE: **CAS #:** Not available



MOLECULAR FORMULA: ¹³C₄¹²C₄F₁₇SO₃Na **MOLECULAR WEIGHT:** 526.08
CONCENTRATION: 50.0 ± 2.5 µg/ml (Na salt) **SOLVENT(S):** Methanol
47.8 ± 2.4 µg/ml (MPFOS anion)
CHEMICAL PURITY: >98% **ISOTOPIC PURITY:** ≥99% ¹³C
LAST TESTED: (mm/dd/yyyy) 08/03/2016 (1,2,3,4-¹³C)
EXPIRY DATE: (mm/dd/yyyy) 08/03/2021
RECOMMENDED STORAGE: Store ampoule in a cool, dark place


DOCUMENTATION/ DATA ATTACHED:

- Figure 1: LC/MS Data (TIC and Mass Spectrum)
- Figure 2: LC/MS/MS Data (Selected MRM Transitions)

ADDITIONAL INFORMATION:

- See page 2 for further details.
- Contains ~ 0.8% Sodium perfluoro-1-[1,2,3-¹³C]₃heptanesulfonate.

FOR LABORATORY USE ONLY: NOT FOR HUMAN OR DRUG USE

Certified By: 
B.G. Chittim **Date:** 08/05/2016
(mm/dd/yyyy)

Wellington Laboratories Inc., 345 Southgate Dr. Guelph ON N1G 3M5 CANADA
519-822-2436 • Fax: 519-822-2849 • info@well-labs.com

INTENDED USE:

The products prepared by Wellington Laboratories Inc. are for laboratory use only. This certified reference material (CRM) was designed to be used as a standard for the identification and/or quantification of the specific chemical compound it contains.

HAZARDS:

This product should only be used by qualified personnel familiar with its potential hazards and trained in the handling of hazardous chemicals. Due care should be exercised to prevent unnecessary human contact or ingestion. All procedures should be carried out in a well-functioning fume hood and suitable gloves, eye protection, and clothing should be worn at all times. Waste should be disposed of according to national and regional regulations. Safety Data Sheets (SDSs) are available upon request.

SYNTHESIS / CHARACTERIZATION:

Where possible, all of our products are synthesized using single-product unambiguous routes. They are then characterized, and their structures and purities confirmed, using a combination of the most relevant techniques, such as NMR, GC/MS, LC/MS/MS, SFC/UV/MS/MS, x-ray crystallography, and melting point. Isotopic purities of mass-labelled compounds are also confirmed using HRGC/HRMS and/or LC/MS/MS.

HOMOGENEITY:

Prior to solution preparation, crystalline material is tested for homogeneity using a variety of techniques (as stated above) and its solubility in a given diluent is taken into consideration. Duplicate solutions of a new product are prepared from the same crystalline lot and, after the addition of an appropriate internal standard, they are compared by GC/MS, LC/MS/MS and/or SFC/UV/MS/MS. The relative response factors of the analyte of interest in each solution are required to be <5% RSD. New solution lots of existing products are compared to older lots in the same manner, which further confirms the homogeneity of the crystalline material as well as the stability and homogeneity of the solutions in the storage containers.

UNCERTAINTY:

The maximum combined relative standard uncertainty of our reference standard solutions is calculated using the following equation:

The combined relative standard uncertainty, $u_c(y)$, of a value y and the uncertainty of the independent parameters x_1, x_2, \dots, x_n on which it depends is:

$$u_c(y(x_1, x_2, \dots, x_n)) = \sqrt{\sum_{i=1}^n u(y, x_i)^2}$$

where x is expressed as a relative standard uncertainty of the individual parameter.

The individual uncertainties taken into account include those associated with weights (calibration of the balance) and volumes (calibration of the volumetric glassware). An expanded maximum combined percent relative uncertainty of $\pm 5\%$ (calculated with a coverage factor of 2 and a level of confidence of 95%) is stated on the Certificate of Analysis for all of our products.

TRACEABILITY:

All reference standard solutions are traceable to specific crystalline lots. The microbalances used for solution preparation are regularly tested by an external ISO/IEC 17025 accredited calibration company. In addition, their calibration is verified prior to each weighing using NIST and/or NRC traceable external weights. All volumetric glassware used is of Class A tolerance and has been tested according to the appropriate ASTM procedures, which are ultimately traceable to NIST. For certain products, traceability to international interlaboratory studies has also been established.

EXPIRY DATE / PERIOD OF VALIDITY:

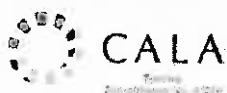
Ongoing stability studies of this product have demonstrated stability in its composition and concentration, until the specified expiry date, in the unopened ampoule. Monitoring for any degradation or change in concentration of the listed analyte(s) is performed on a routine basis.

LIMITED WARRANTY:

At the time of shipment, all products are warranted to be free of defects in material and workmanship and to conform to the stated technical and purity specifications.

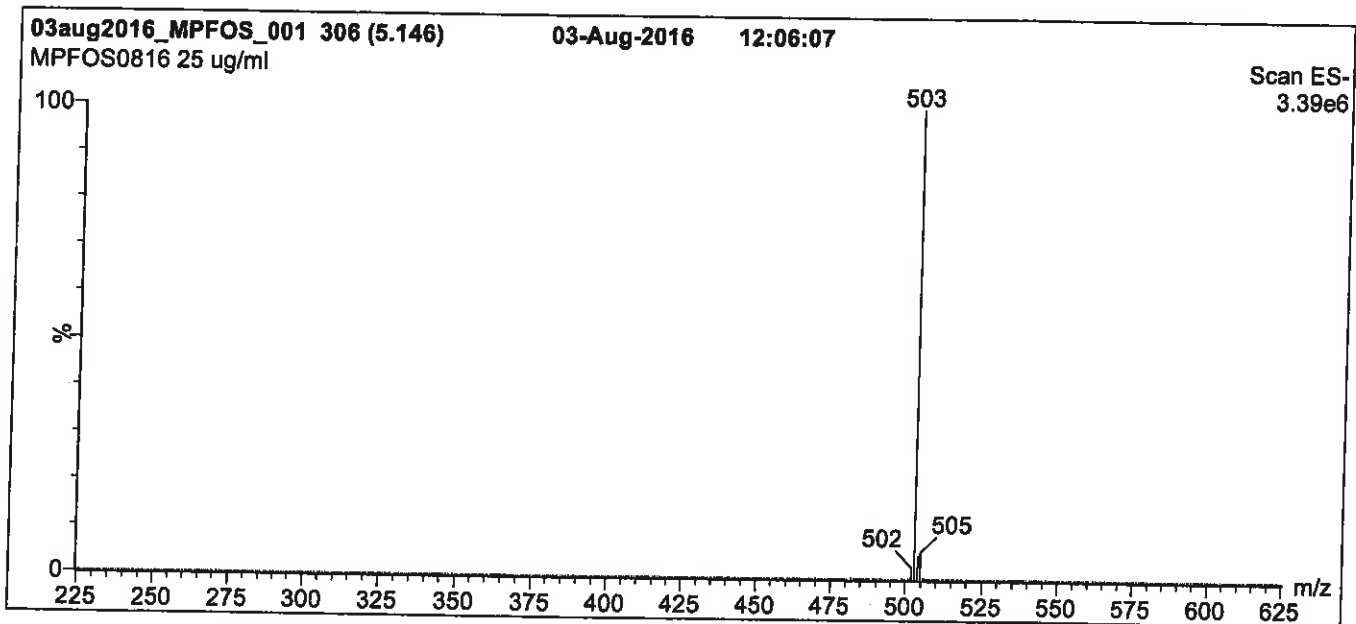
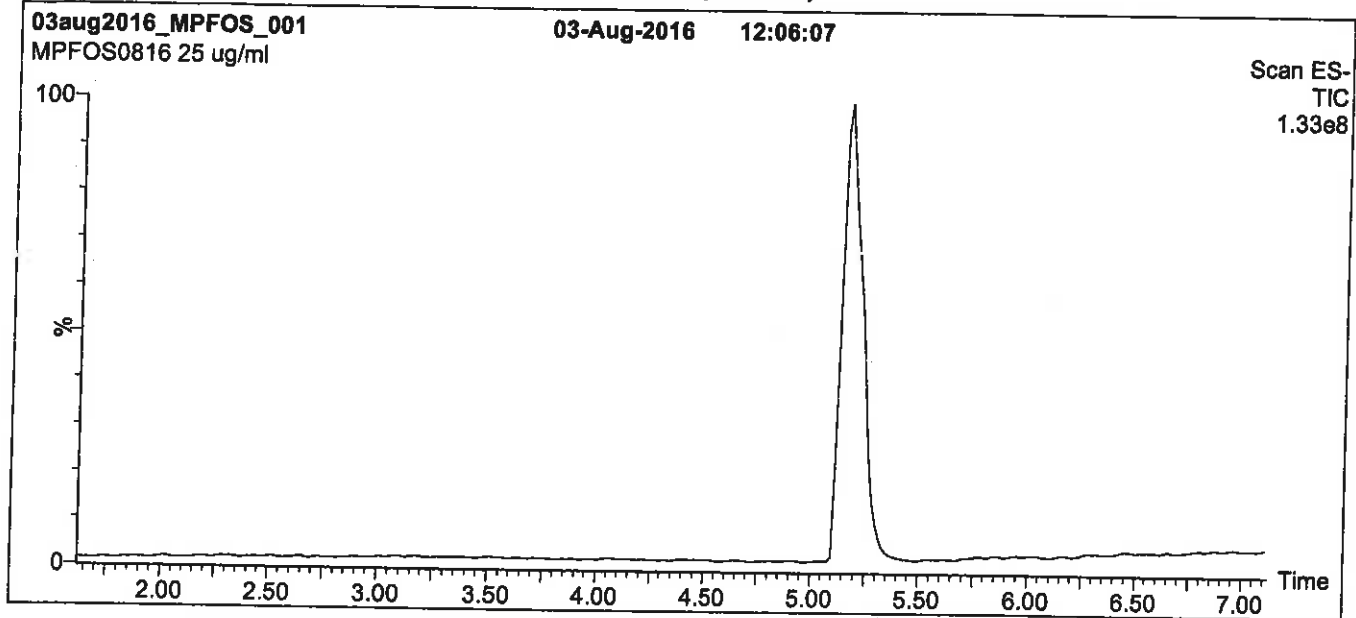
QUALITY MANAGEMENT:

This product was produced using a Quality Management System registered to the latest versions of ISO 9001 by SAI Global, ISO/IEC 17025 by the Canadian Association for Laboratory Accreditation Inc. (CALA; A 1226), and ISO GUIDE 34 by ANSI-ASQ National Accreditation Board (ANAB; AR-1523).



For additional information or assistance concerning this or any other products from Wellington Laboratories Inc., please visit our website at www.well-labs.com or contact us directly at info@well-labs.com

Figure 1: MPFOS; LC/MS Data (TIC and Mass Spectrum)



Conditions for Figure 1:

LC: Waters Acquity Ultra Performance LC
MS: Micromass Quattro *micro* API MS

Chromatographic Conditions

Column: Acquity UPLC BEH Shield RP₁₈
 1.7 μ m, 2.1 x 100 mm

Mobile phase: Gradient
 Start: 45% (80:20 MeOH:ACN) / 55% H₂O
 (both with 10 mM NH₄OAc buffer)
 Ramp to 90% organic over 7 min and hold for 1.5 min
 before returning to initial conditions in 0.5 min.
 Time: 10 min

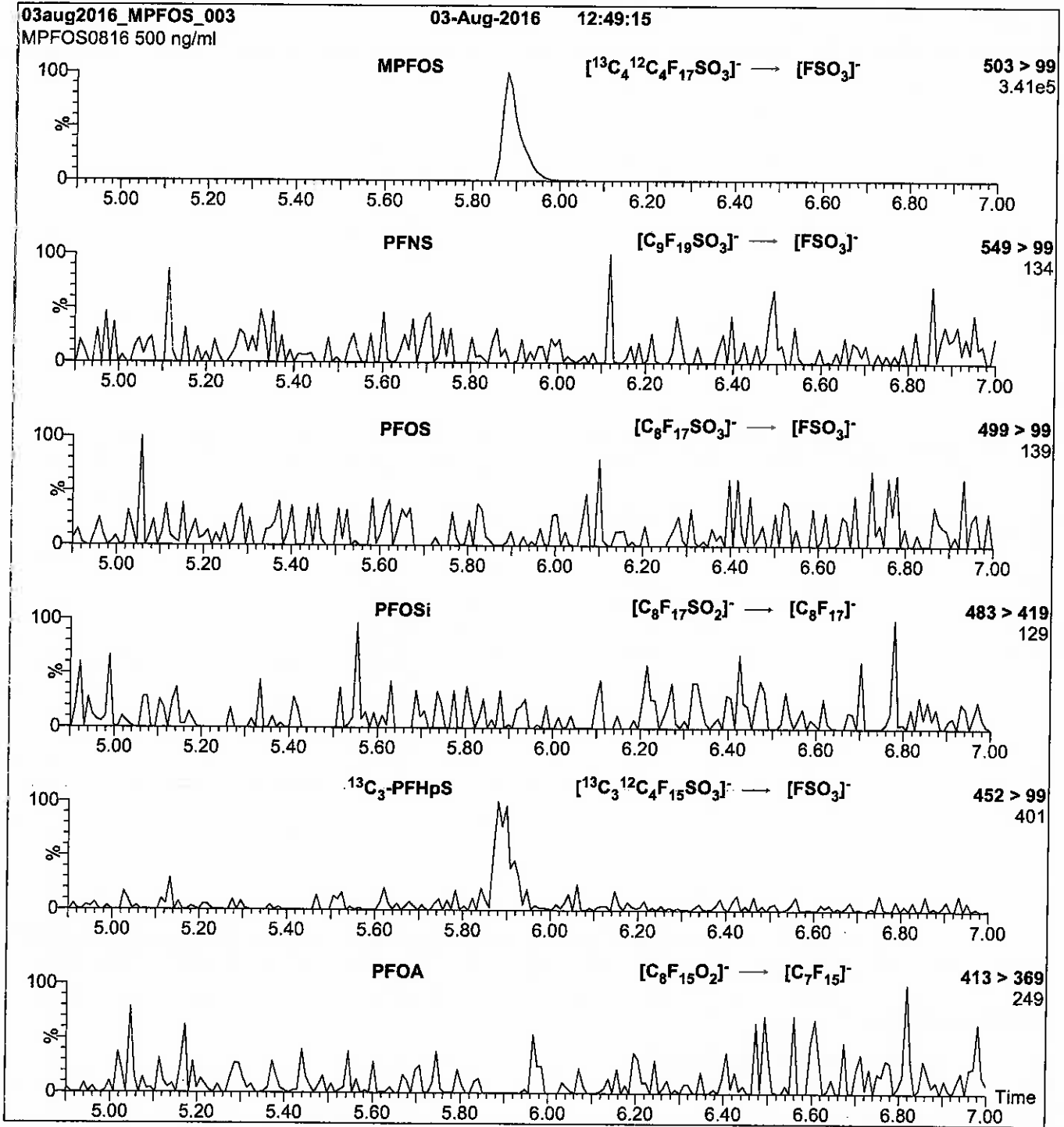
Flow: 300 μ l/min

MS Parameters

Experiment: Full Scan (225 - 850 amu)

Source: Electrospray (negative)
 Capillary Voltage (kV) = 3.00
 Cone Voltage (V) = 60.00
 Cone Gas Flow (l/hr) = 50
 Desolvation Gas Flow (l/hr) = 750

Figure 2: MPFOS; LC/MS/MS Data (Selected MRM Transitions)



Conditions for Figure 2:

Injection: Direct loop injection
10 μl (500 ng/ml MPFOS)

Mobile phase: Isocratic 80% (80:20 MeOH:ACN) / 20% H_2O
(both with 10 mM NH_4OAc buffer)

Flow: 300 $\mu\text{l}/\text{min}$

MS Parameters

Collision Gas (mbar) = 3.46e-3
Collision Energy (eV) = 40

Method 537 DOD

Perfluorinated Alkyl Acids (LC/MS)
by Method 537 DOD

FORM II
LCMS SURROGATE RECOVERY

Lab Name: TestAmerica Sacramento

Job No.: 320-26006-1

SDG No.: _____

Matrix: Water

Level: Low

GC Column (1): GeminiC18 3 ID: 3 (mm)

Client Sample ID	Lab Sample ID	PFHxA #	PFDA #
WI-AF-1RW32-0217	320-26006-1	66 Q	99
WI-AF-1RW32-0217 DL	320-26006-1 DL	85	93
WI-AF-1FB32-0217	320-26006-2	82	92
WI-AF-1RW33-0217	320-26006-3	83	90
WI-AF-1FB33-0217	320-26006-4	83	89
WI-AF-1RW34-0217	320-26006-5	83	89
WI-AF-1FB34-0217	320-26006-6	92	97
WI-AF-1RW35-0217	320-26006-7	82	92
WI-AF-1FB35-0217	320-26006-8	84	87
WI-AF-1RW36-0217	320-26006-9	84	94
WI-AF-1FB36-0217	320-26006-10	84	90
WI-AF-1RW37-0217	320-26006-11	83	90
WI-AF-1FB37-0217	320-26006-12	82	87
	MB 320-152216/1-A	83	87
	LCS 320-152216/2-A	86	99
	LCSD 320-152216/3-A	87	94

PFHxA = 13C2 PFHxA
PFDA = 13C2 PFDA

QC LIMITS
70-130
70-130

Column to be used to flag recovery values

FORM III
LCMS LAB CONTROL SAMPLE RECOVERY

Lab Name: TestAmerica Sacramento Job No.: 320-26006-1
 SDG No.: _____
 Matrix: Water Level: Low Lab File ID: 2017.02.27C_537_003.d
 Lab ID: LCS 320-152216/2-A Client ID: _____

COMPOUND	SPIKE ADDED (ug/L)	LCS CONCENTRATION (ug/L)	LCS % REC	QC LIMITS REC	#
Perfluorooctanesulfonic acid (PFOS)	0.160	0.133	83	70-130	M
Perfluorooctanoic acid (PFOA)	0.0781	0.0640	82	70-130	
Perfluorobutanesulfonic acid (PFBS)	0.359	0.297	83	70-130	

Column to be used to flag recovery and RPD values

FORM III
LCMS LAB CONTROL SAMPLE DUPLICATE RECOVERY

Lab Name: TestAmerica Sacramento Job No.: 320-26006-1

SDG No.: _____

Matrix: Water Level: Low Lab File ID: 2017.02.27C_537_004.d

Lab ID: LCSD 320-152216/3-A Client ID: _____

COMPOUND	SPIKE ADDED (ug/L)	LCSD CONCENTRATION (ug/L)	LCSD % REC	% RPD	QC LIMITS		#
					RPD	REC	
Perfluorooctanesulfonic acid (PFOS)	0.160	0.138	86	4	30	70-130	M
Perfluorooctanoic acid (PFOA)	0.0781	0.0657	84	3	30	70-130	
Perfluorobutanesulfonic acid (PFBS)	0.359	0.304	85	2	30	70-130	

Column to be used to flag recovery and RPD values

FORM IV
LCMS METHOD BLANK SUMMARY

Lab Name: TestAmerica Sacramento Job No.: 320-26006-1
 SDG No.: _____
 Lab File ID: 2017.02.27C_537_002.d Lab Sample ID: MB 320-152216/1-A
 Matrix: Water Date Extracted: 02/25/2017 13:09
 Instrument ID: A8_N Date Analyzed: 02/27/2017 15:01
 Level: (Low/Med) Low

THIS METHOD BLANK APPLIES TO THE FOLLOWING SAMPLES:

CLIENT SAMPLE ID	LAB SAMPLE ID	LAB FILE ID	DATE ANALYZED
	LCS 320-152216/2-A	2017.02.27C 537 003.d	02/27/2017 15:05
	LCSD 320-152216/3-A	2017.02.27C 537 004.d	02/27/2017 15:10
WI-AF-1RW32-0217	320-26006-1	2017.02.27C 537 009.d	02/27/2017 15:32
WI-AF-1FB32-0217	320-26006-2	2017.02.27C 537 010.d	02/27/2017 15:36
WI-AF-1RW33-0217	320-26006-3	2017.02.27C 537 011.d	02/27/2017 15:40
WI-AF-1FB33-0217	320-26006-4	2017.02.27C 537 013.d	02/27/2017 15:49
WI-AF-1RW34-0217	320-26006-5	2017.02.27C 537 014.d	02/27/2017 15:54
WI-AF-1FB34-0217	320-26006-6	2017.02.27C 537 015.d	02/27/2017 15:58
WI-AF-1RW35-0217	320-26006-7	2017.02.27C 537 016.d	02/27/2017 16:02
WI-AF-1FB35-0217	320-26006-8	2017.02.27C 537 017.d	02/27/2017 16:07
WI-AF-1RW36-0217	320-26006-9	2017.02.27C 537 018.d	02/27/2017 16:11
WI-AF-1FB36-0217	320-26006-10	2017.02.27C 537 019.d	02/27/2017 16:16
WI-AF-1RW37-0217	320-26006-11	2017.02.27C 537 020.d	02/27/2017 16:20
WI-AF-1FB37-0217	320-26006-12	2017.02.27C 537 021.d	02/27/2017 16:25
WI-AF-1RW32-0217 DL	320-26006-1 DL	2017.02.27C 537 023.d	02/27/2017 16:34

FORM VIII
LCMS INTERNAL STANDARD AREA AND RETENTION TIME SUMMARY

Lab Name: TestAmerica Sacramento Job No.: 320-26006-1
 SDG No.: _____
 Instrument ID: A8_N Calibration Start Date: 01/26/2017 11:03
 GC Column: Acquity ID: 2.1(mm) Calibration End Date: 01/26/2017 11:25
 Calibration ID: 27929

	13PFOA		PFOS		AREA #	RT #
	AREA #	RT #	AREA #	RT #		
INITIAL CALIBRATION MEAN AREA AND MEAN RT	2538555	1.98	6895045	2.22		
UPPER LIMIT	3807833	2.48	10342568	2.72		
LOWER LIMIT	1269278	1.48	3447523	1.72		
LAB SAMPLE ID	CLIENT SAMPLE ID					
CCVL 320-147939/11	2492054	1.98	6749200	2.22		
ICV 320-147939/13	2273215	1.97	6260544	2.22		
CCV 320-152402/1 CCVIS	2570921	2.00	7074074	2.25		
MB 320-152216/1-A	2526974	2.00	6466896	2.25		
LCS 320-152216/2-A	2502649	2.00	6611227	2.25		
LCSD 320-152216/3-A	2443672	2.00	6409341	2.25		
320-26006-1	WI-AF-1RW32-0217	2324446	2.01	3585503	2.25	
320-26006-2	WI-AF-1FB32-0217	2636503	2.01	6620587	2.25	
320-26006-3	WI-AF-1RW33-0217	2471949	2.02	6771054	2.25	
CCV 320-152402/12 CCVIS		2374228	2.00	6446954	2.25	
CCV 320-152403/12 CCVIS		2374228	2.00	6446954	2.25	
320-26006-4	WI-AF-1FB33-0217	2524324	2.00	6503288	2.25	
320-26006-5	WI-AF-1RW34-0217	2505696	2.00	6505454	2.25	
320-26006-6	WI-AF-1FB34-0217	2413525	2.00	6557107	2.25	
320-26006-7	WI-AF-1RW35-0217	2556784	2.01	6681017	2.25	
320-26006-8	WI-AF-1FB35-0217	2553290	2.01	6518191	2.25	
320-26006-9	WI-AF-1RW36-0217	2466187	2.00	6537723	2.25	
320-26006-10	WI-AF-1FB36-0217	2487928	2.01	6458561	2.25	
320-26006-11	WI-AF-1RW37-0217	2450096	2.00	6440089	2.25	
320-26006-12	WI-AF-1FB37-0217	2627706	2.00	6818478	2.24	
CCV 320-152403/22 CCVIS		2632377	2.00	7359216	2.24	
CCV 320-152411/22 CCVIS		2632377	2.00	7359216	2.24	
320-26006-1 DL	WI-AF-1RW32-0217 DL	2321566	2.00	5752531	2.25	
CCV 320-152411/24 CCVIS		2338893	2.00	6325059	2.25	

13PFOA = 13C2-PFOA

PFOS = 13C4 PFOS

Area Limit = 50%-150% of internal standard area
 RT Limit = ± 0.5 minutes of internal standard RT

Column used to flag values outside QC limits

FORM VIII
LCMS INTERNAL STANDARD AREA AND RETENTION TIME SUMMARY

Lab Name: TestAmerica Sacramento Job No.: 320-26006-1
 SDG No.: _____
 Sample No.: CCV 320-152402/1 Date Analyzed: 02/27/2017 14:56
 Instrument ID: A8_N GC Column: GeminiC18 3x100 ID: 3 (mm)
 Lab File ID (Standard): 2017.02.27C_537_001 Heated Purge: (Y/N) N
 Calibration ID: 27929

	13PFOA		PFOS		AREA #	RT #
	AREA #	RT #	AREA #	RT #		
12/24 HOUR STD	2570921	2.00	7074074	2.25		
UPPER LIMIT	3599289	2.50	9903704	2.75		
LOWER LIMIT	1799645	1.50	4951852	1.75		
LAB SAMPLE ID	CLIENT SAMPLE ID					
MB 320-152216/1-A		2526974	2.00	6466896	2.25	
LCS 320-152216/2-A		2502649	2.00	6611227	2.25	
LCSD 320-152216/3-A		2443672	2.00	6409341	2.25	
320-26006-1	WI-AF-1RW32-0217	2324446	2.01	3585503	2.25	
320-26006-2	WI-AF-1FB32-0217	2636503	2.01	6620587	2.25	
320-26006-3	WI-AF-1RW33-0217	2471949	2.02	6771054	2.25	

13PFOA = 13C2-PFOA
 PFOS = 13C4 PFOS

Area Limit = 70%-140% of internal standard area
 RT Limit = ± 0.5 minutes of internal standard RT

Column used to flag values outside QC limits

FORM VIII
LCMS INTERNAL STANDARD AREA AND RETENTION TIME SUMMARY

Lab Name: TestAmerica Sacramento Job No.: 320-26006-1
 SDG No.: _____
 Sample No.: CCV 320-152402/12 Date Analyzed: 02/27/2017 15:45
 Instrument ID: A8_N GC Column: GeminiC18 3x100 ID: 3 (mm)
 Lab File ID (Standard): 2017.02.27C_537_012 Heated Purge: (Y/N) N
 Calibration ID: 27929

	13PFOA		PFOS		AREA #	RT #
	AREA #	RT #	AREA #	RT #		
12/24 HOUR STD	2374228	2.00	6446954	2.25		
UPPER LIMIT	3323919	2.50	9025736	2.75		
LOWER LIMIT	1661960	1.50	4512868	1.75		
LAB SAMPLE ID	CLIENT SAMPLE ID					
MB 320-152216/1-A		2526974	2.00	6466896	2.25	
LCS 320-152216/2-A		2502649	2.00	6611227	2.25	
LCSD 320-152216/3-A		2443672	2.00	6409341	2.25	
320-26006-1	WI-AF-1RW32-0217	2324446	2.01	3585503	2.25	
320-26006-2	WI-AF-1FB32-0217	2636503	2.01	6620587	2.25	
320-26006-3	WI-AF-1RW33-0217	2471949	2.02	6771054	2.25	

13PFOA = 13C2-PFOA
 PFOS = 13C4 PFOS

Area Limit = 70%-140% of internal standard area
 RT Limit = ± 0.5 minutes of internal standard RT

Column used to flag values outside QC limits

FORM VIII
LCMS INTERNAL STANDARD AREA AND RETENTION TIME SUMMARY

Lab Name: TestAmerica Sacramento Job No.: 320-26006-1
 SDG No.: _____
 Sample No.: CCV 320-152403/12 Date Analyzed: 02/27/2017 15:45
 Instrument ID: A8_N GC Column: GeminiC18 3x100 ID: 3 (mm)
 Lab File ID (Standard): 2017.02.27C_537_012 Heated Purge: (Y/N) N
 Calibration ID: 27929

	13PFOA		PFOS		AREA #	RT #
	AREA #	RT #	AREA #	RT #		
12/24 HOUR STD	2374228	2.00	6446954	2.25		
UPPER LIMIT	3323919	2.50	9025736	2.75		
LOWER LIMIT	1661960	1.50	4512868	1.75		
LAB SAMPLE ID	CLIENT SAMPLE ID					
320-26006-4	WI-AF-1FB33-0217	2524324	2.00	6503288	2.25	
320-26006-5	WI-AF-1RW34-0217	2505696	2.00	6505454	2.25	
320-26006-6	WI-AF-1FB34-0217	2413525	2.00	6557107	2.25	
320-26006-7	WI-AF-1RW35-0217	2556784	2.01	6681017	2.25	
320-26006-8	WI-AF-1FB35-0217	2553290	2.01	6518191	2.25	
320-26006-9	WI-AF-1RW36-0217	2466187	2.00	6537723	2.25	
320-26006-10	WI-AF-1FB36-0217	2487928	2.01	6458561	2.25	
320-26006-11	WI-AF-1RW37-0217	2450096	2.00	6440089	2.25	
320-26006-12	WI-AF-1FB37-0217	2627706	2.00	6818478	2.24	

13PFOA = 13C2-PFOA
 PFOS = 13C4 PFOS

Area Limit = 70%-140% of internal standard area
 RT Limit = ± 0.5 minutes of internal standard RT

Column used to flag values outside QC limits

FORM VIII
LCMS INTERNAL STANDARD AREA AND RETENTION TIME SUMMARY

Lab Name: TestAmerica Sacramento Job No.: 320-26006-1
 SDG No.: _____
 Sample No.: CCV 320-152403/22 Date Analyzed: 02/27/2017 16:29
 Instrument ID: A8_N GC Column: GeminiC18 3x100 ID: 3 (mm)
 Lab File ID (Standard): 2017.02.27C_537_022 Heated Purge: (Y/N) N
 Calibration ID: 27929

	13PFOA		PFOS		AREA #	RT #
	AREA #	RT #	AREA #	RT #		
12/24 HOUR STD	2632377	2.00	7359216	2.24		
UPPER LIMIT	3685328	2.50	10302902	2.74		
LOWER LIMIT	1842664	1.50	5151451	1.74		
LAB SAMPLE ID	CLIENT SAMPLE ID					
320-26006-4	WI-AF-1FB33-0217	2524324	2.00	6503288	2.25	
320-26006-5	WI-AF-1RW34-0217	2505696	2.00	6505454	2.25	
320-26006-6	WI-AF-1FB34-0217	2413525	2.00	6557107	2.25	
320-26006-7	WI-AF-1RW35-0217	2556784	2.01	6681017	2.25	
320-26006-8	WI-AF-1FB35-0217	2553290	2.01	6518191	2.25	
320-26006-9	WI-AF-1RW36-0217	2466187	2.00	6537723	2.25	
320-26006-10	WI-AF-1FB36-0217	2487928	2.01	6458561	2.25	
320-26006-11	WI-AF-1RW37-0217	2450096	2.00	6440089	2.25	
320-26006-12	WI-AF-1FB37-0217	2627706	2.00	6818478	2.24	

13PFOA = 13C2-PFOA
 PFOS = 13C4 PFOS

Area Limit = 70%-140% of internal standard area
 RT Limit = ± 0.5 minutes of internal standard RT

Column used to flag values outside QC limits

FORM VIII
LCMS INTERNAL STANDARD AREA AND RETENTION TIME SUMMARY

Lab Name: TestAmerica Sacramento Job No.: 320-26006-1
 SDG No.: _____
 Sample No.: CCV 320-152411/22 Date Analyzed: 02/27/2017 16:29
 Instrument ID: A8_N GC Column: GeminiC18 3x100 ID: 3 (mm)
 Lab File ID (Standard): 2017.02.27C_537_022 Heated Purge: (Y/N) N
 Calibration ID: 27929

	13PFOA		PFOS		AREA #	RT #
	AREA #	RT #	AREA #	RT #		
12/24 HOUR STD	2632377	2.00	7359216	2.24		
UPPER LIMIT	3685328	2.50	10302902	2.74		
LOWER LIMIT	1842664	1.50	5151451	1.74		
LAB SAMPLE ID	CLIENT SAMPLE ID					
320-26006-1 DL	WI-AF-1RW32-0217 DL		2321566	2.00	5752531	2.25

13PFOA = 13C2-PFOA
 PFOS = 13C4 PFOS

Area Limit = 70%-140% of internal standard area
 RT Limit = ± 0.5 minutes of internal standard RT

Column used to flag values outside QC limits

FORM VIII
LCMS INTERNAL STANDARD AREA AND RETENTION TIME SUMMARY

Lab Name: TestAmerica Sacramento Job No.: 320-26006-1
 SDG No.: _____
 Sample No.: CCV 320-152411/24 Date Analyzed: 02/27/2017 16:38
 Instrument ID: A8_N GC Column: GeminiC18 3x100 ID: 3 (mm)
 Lab File ID (Standard): 2017.02.27C_537_024 Heated Purge: (Y/N) N
 Calibration ID: 27929

	13PFOA		PFOS		AREA #	RT #
	AREA #	RT #	AREA #	RT #		
12/24 HOUR STD	2338893	2.00	6325059	2.25		
UPPER LIMIT	3274450	2.50	8855083	2.75		
LOWER LIMIT	1637225	1.50	4427541	1.75		
LAB SAMPLE ID	CLIENT SAMPLE ID					
320-26006-1 DL	WI-AF-1RW32-0217 DL		2321566	2.00	5752531	2.25

13PFOA = 13C2-PFOA
 PFOS = 13C4 PFOS

Area Limit = 70%-140% of internal standard area
 RT Limit = ± 0.5 minutes of internal standard RT

Column used to flag values outside QC limits

FORM I
LCMS ORGANICS ANALYSIS DATA SHEET

Lab Name: TestAmerica Sacramento Job No.: 320-26006-1
 SDG No.: _____
 Client Sample ID: WI-AF-1RW32-0217 Lab Sample ID: 320-26006-1
 Matrix: Water Lab File ID: 2017.02.27C_537_009.d
 Analysis Method: 537 Date Collected: 02/21/2017 11:55
 Extraction Method: 537 Date Extracted: 02/25/2017 13:09
 Sample wt/vol: 261.8 (mL) Date Analyzed: 02/27/2017 15:32
 Con. Extract Vol.: 1.00 (mL) Dilution Factor: 1
 Injection Volume: 2 (uL) GC Column: GeminiC18 3x100 ID: 3 (mm)
 % Moisture: _____ GPC Cleanup: (Y/N) N
 Analysis Batch No.: 152402 Units: ug/L

CAS NO.	COMPOUND NAME	RESULT	Q	LOQ	LOD	DL
335-67-1	Perfluorooctanoic acid (PFOA)	0.023	J	0.029	0.023	0.0090
375-73-5	Perfluorobutanesulfonic acid (PFBS)	0.13		0.13	0.11	0.045

CAS NO.	SURROGATE	%REC	Q	LIMITS
STL00993	13C2 PFHxA	66	Q	70-130
STL00996	13C2 PFDA	99		70-130

TestAmerica Sacramento
Target Compound Quantitation Report

Data File: \\ChromNa\Sacramento\ChromData\A8_N\20170227-40293.b\2017.02.27C_537_009.d
 Lims ID: 320-26006-A-1-A
 Client ID: WI-AF-1RW32-0217
 Sample Type: Client
 Inject. Date: 27-Feb-2017 15:32:09 ALS Bottle#: 8 Worklist Smp#: 9
 Injection Vol: 2.0 ul Dil. Factor: 1.0000
 Sample Info: 320-26006-a-1-a
 Misc. Info.: Plate: 1 Rack: 2
 Operator ID: A8-PC\A8 Instrument ID: A8_N
 Method: \\ChromNa\Sacramento\ChromData\A8_N\20170227-40293.b\537_A8_N.m
 Limit Group: LC 537 ICAL
 Last Update: 27-Feb-2017 16:54:27 Calib Date: 26-Jan-2017 11:25:03
 Integrator: Picker
 Quant Method: Internal Standard Quant By: Initial Calibration
 Last ICal File: \\ChromNA\Sacramento\ChromData\A8_N\20170126-39222.b\2017.01.26_537_CURVE_009.d
 Column 1 : Det: EXP1
 Process Host: XAWRK031

First Level Reviewer: barnettj Date: 27-Feb-2017 16:12:33

Signal	RT	EXP RT	DLT RT	REL RT	Response	Amount ng/ml	Ratio(Limits)	S/N	Flags
1 Perfluorobutanesulfonic acid									
298.90 > 80.00	1.517	1.510	0.007	1.000	7316826	32.8		569	
298.90 > 99.00	1.517	1.510	0.007	1.000	3082845		2.37(0.00-0.00)	653	
\$ 2 13C2 PFHxA									
315.00 > 270.00	1.646	1.638	0.008	1.000	1663989	6.63		4077	
3 Perfluorohexanesulfonic acid									
399.00 > 80.00	1.806	1.787	0.019	1.000	37180931	176.6		1723	E
4 Perfluoroheptanoic acid									
363.00 > 319.00	1.806	1.788	0.018	1.000	383095	1.71		11.3	
* 6 13C2-PFOA									
415.00 > 370.00	2.011	1.979	0.032		2324446	10.0		5219	
5 Perfluorooctanoic acid									
413.00 > 369.00	2.011	1.980	0.031	1.000	1280915	5.96		45.1	
413.00 > 169.00	2.011	1.980	0.031	1.000	781770		1.64(0.00-0.00)	422	
* 7 13C4 PFOS									
503.00 > 80.00	2.253	2.220	0.033		3585503	28.7		1404	S
8 Perfluorooctane sulfonic acid									
499.00 > 80.00	2.253	2.246	0.007	1.000	101052751	724.0		2025	EM
499.00 > 99.00	2.253	2.246	0.007	1.000	30778331		3.28(0.00-0.00)	3303	EM
\$ 10 13C2 PFDA									
515.00 > 470.00	2.405	2.384	0.021	1.000	1492883	9.95		4544	

QC Flag Legend

Processing Flags

E - Exceeded Maximum Amount

s - Failed ISTD Recovery Test

Review Flags

M - Manually Integrated

TestAmerica Sacramento

Data File: \\ChromNa\Sacramento\ChromData\A8_N\20170227-40293.b\2017.02.27C_537_009.d

Injection Date: 27-Feb-2017 15:32:09

Instrument ID: A8_N

Lims ID: 320-26006-A-1-A

Lab Sample ID: 320-26006-1

Client ID: WI-AF-1RW32-0217

Operator ID: A8-PC\A8

ALS Bottle#: 8

Worklist Smp#: 9

Injection Vol: 2.0 ul

Dil. Factor: 1.0000

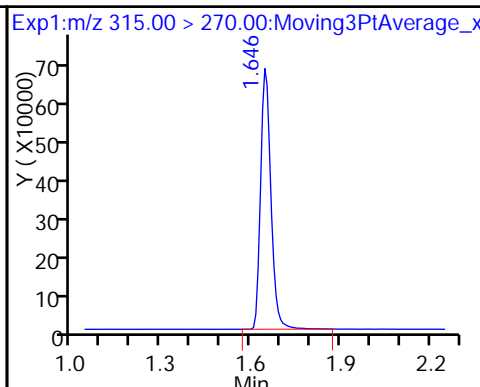
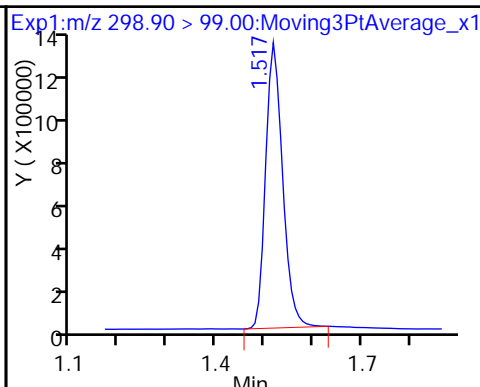
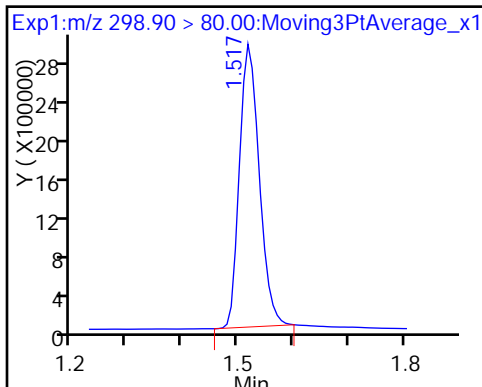
Method: 537_A8_N

Limit Group: LC 537 ICAL

1 Perfluorobutanesulfonic acid

1 Perfluorobutanesulfonic acid

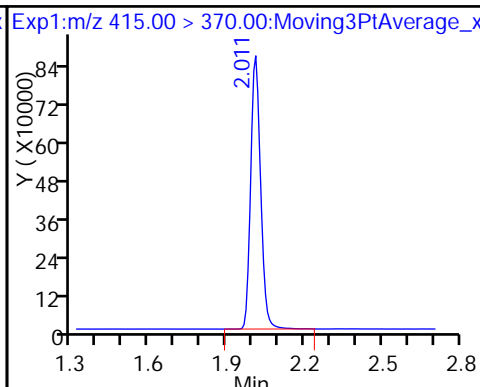
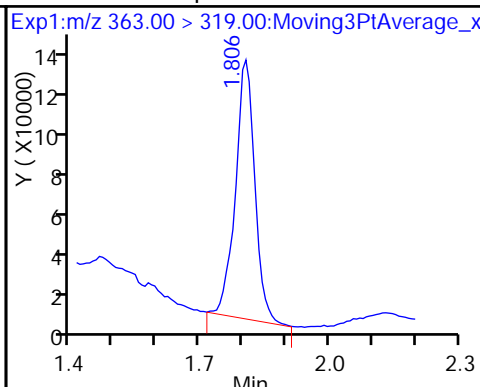
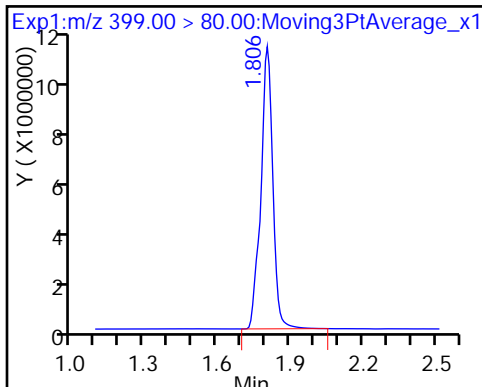
\$ 2 13C2 PFHxA



3 Perfluorohexanesulfonic acid

4 Perfluoroheptanoic acid

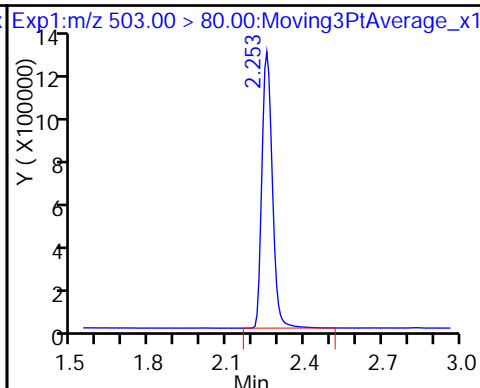
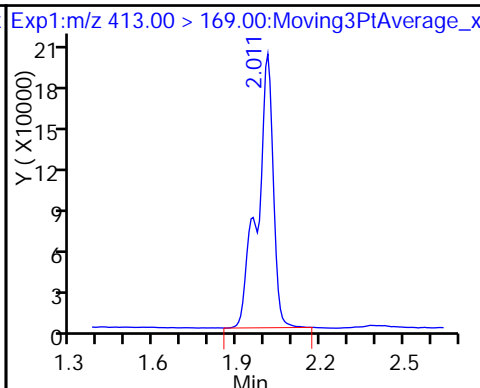
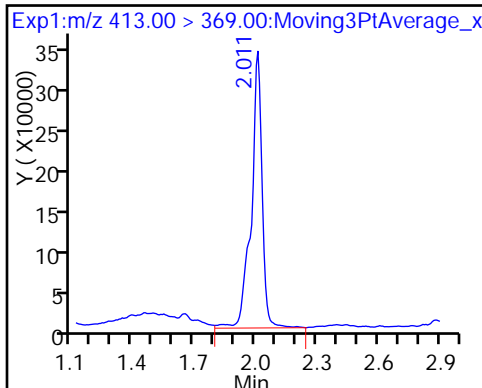
* 6 13C2-PFOA



5 Perfluorooctanoic acid

5 Perfluorooctanoic acid

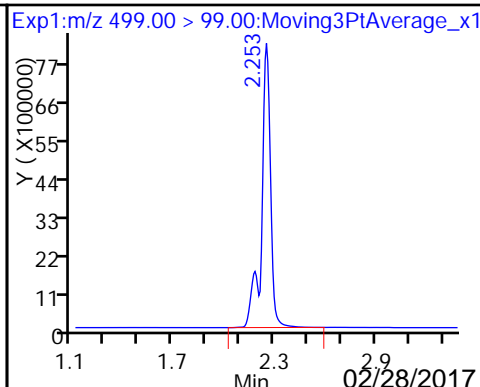
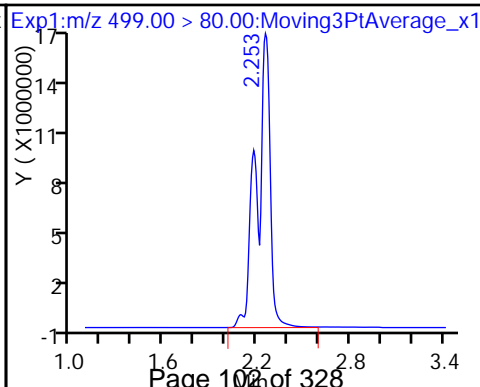
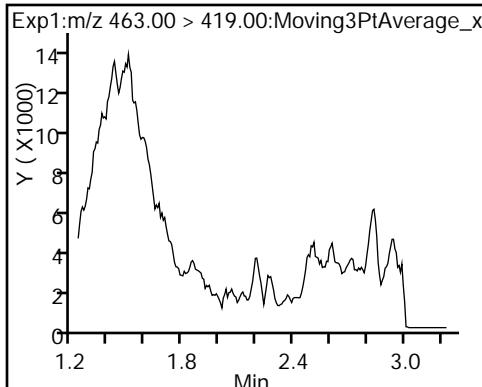
* 7 13C4 PFOS



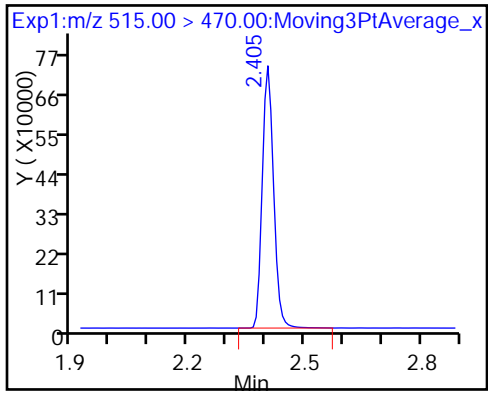
9 Perfluorononanoic acid (ND)

8 Perfluorooctane sulfonic acid (M)

8 Perfluorooctane sulfonic acid



\$ 10 13C2 PFDA



TestAmerica Sacramento
Recovery Report

Data File: \\ChromNa\Sacramento\ChromData\A8_N\20170227-40293.b\2017.02.27C_537_009.d
 Lims ID: 320-26006-A-1-A
 Client ID: WI-AF-1RW32-0217
 Sample Type: Client
 Inject. Date: 27-Feb-2017 15:32:09 ALS Bottle#: 8 Worklist Smp#: 9
 Injection Vol: 2.0 ul Dil. Factor: 1.0000
 Sample Info: 320-26006-a-1-a
 Misc. Info.: Plate: 1 Rack: 2
 Operator ID: A8-PC\A8 Instrument ID: A8_N
 Method: \\ChromNa\Sacramento\ChromData\A8_N\20170227-40293.b\537_A8_N.m
 Limit Group: LC 537 ICAL
 Last Update: 27-Feb-2017 16:54:27 Calib Date: 26-Jan-2017 11:25:03
 Integrator: Picker
 Quant Method: Internal Standard Quant By: Initial Calibration
 Last ICal File: \\ChromNA\Sacramento\ChromData\A8_N\20170126-39222.b\2017.01.26_537_CURVE_009.d
 Column 1 : Det: EXP1
 Process Host: XAWRK031

First Level Reviewer: barnettj Date: 27-Feb-2017 16:12:33

Compound	Amount Added	Amount Recovered	% Rec.
\$ 2 13C2 PFHxA	10.0	6.63	66.33
\$ 10 13C2 PFDA	10.0	9.95	99.48

FORM I
LCMS ORGANICS ANALYSIS DATA SHEET

Lab Name: TestAmerica Sacramento Job No.: 320-26006-1
 SDG No.: _____
 Client Sample ID: WI-AF-1RW32-0217 DL Lab Sample ID: 320-26006-1 DL
 Matrix: Water Lab File ID: 2017.02.27C_537_023.d
 Analysis Method: 537 Date Collected: 02/21/2017 11:55
 Extraction Method: 537 Date Extracted: 02/25/2017 13:09
 Sample wt/vol: 261.8 (mL) Date Analyzed: 02/27/2017 16:34
 Con. Extract Vol.: 1.00 (mL) Dilution Factor: 20
 Injection Volume: 2 (uL) GC Column: GeminiC18 3x100 ID: 3 (mm)
 % Moisture: _____ GPC Cleanup: (Y/N) N
 Analysis Batch No.: 152411 Units: ug/L

CAS NO.	COMPOUND NAME	RESULT	Q	LOQ	LOD	DL
1763-23-1	Perfluorooctanesulfonic acid (PFOS)	3.8	D M	1.1	0.92	0.30

CAS NO.	SURROGATE	%REC	Q	LIMITS
STL00993	13C2 PFHxA	85		70-130
STL00996	13C2 PFDA	93		70-130

TestAmerica Sacramento
Target Compound Quantitation Report

Data File: \\ChromNa\Sacramento\ChromData\A8_N\20170227-40293.b\2017.02.27C_537_023.d
 Lims ID: 320-26006-A-1-A
 Client ID: WI-AF-1RW32-0217
 Sample Type: Client
 Inject. Date: 27-Feb-2017 16:34:07 ALS Bottle#: 20 Worklist Smp#: 23
 Injection Vol: 2.0 ul Dil. Factor: 20.0000
 Sample Info: 320-26006-a-1-a 20X
 Misc. Info.: Plate: 1 Rack: 2
 Operator ID: A8-PC\A8 Instrument ID: A8_N
 Method: \\ChromNa\Sacramento\ChromData\A8_N\20170227-40293.b\537_A8_N.m
 Limit Group: LC 537 ICAL
 Last Update: 27-Feb-2017 17:06:49 Calib Date: 26-Jan-2017 11:25:03
 Integrator: Picker
 Quant Method: Internal Standard Quant By: Initial Calibration
 Last ICal File: \\ChromNA\Sacramento\ChromData\A8_N\20170126-39222.b\2017.01.26_537_CURVE_009.d
 Column 1 : Det: EXP1
 Process Host: XAWRK031

First Level Reviewer: barnettj Date: 27-Feb-2017 16:53:24

Signal	RT	EXP RT	DLT RT	REL RT	Response	Amount ng/ml	Ratio(Limits)	S/N	Flags
--------	----	--------	--------	--------	----------	--------------	---------------	-----	-------

1 Perfluorobutanesulfonic acid									
298.90 > 80.00	1.510	1.510	0.0	1.000	435512	1.14		59.1	
298.90 > 99.00	1.510	1.510	0.0	1.000	186970		2.33(0.00-0.00)	59.0	
\$ 2 13C2 PFHxA									
315.00 > 270.00	1.639	1.638	0.001	1.000	106775	0.4262		818	
3 Perfluorohexanesulfonic acid									
399.00 > 80.00	1.798	1.787	0.011	1.000	2688661	7.96		616	
* 6 13C2-PFOA									
415.00 > 370.00	2.003	1.979	0.024		2321566	10.0		5333	
5 Perfluorooctanoic acid									
413.00 > 369.00	2.003	1.980	0.023	1.000	69837	0.3253		6.1	
413.00 > 169.00	2.003	1.980	0.023	1.000	42964		1.63(0.00-0.00)	38.0	
* 7 13C4 PFOS									
503.00 > 80.00	2.246	2.220	0.026		5752531	28.7		7446	
8 Perfluorooctane sulfonic acid									
499.00 > 80.00	2.246	2.246	0.0	1.000	11055745	49.4		3178	M
499.00 > 99.00	2.246	2.246	0.0	1.000	2599050		4.25(0.00-0.00)	1931	M
\$ 10 13C2 PFDA									
515.00 > 470.00	2.405	2.384	0.021	1.000	69821	0.4658		152	

QC Flag Legend

Review Flags

M - Manually Integrated

TestAmerica Sacramento

Data File: \\ChromNa\Sacramento\ChromData\A8_N\20170227-40293.b\2017.02.27C_537_023.d

Injection Date: 27-Feb-2017 16:34:07

Instrument ID: A8_N

Lims ID: 320-26006-A-1-A

Lab Sample ID: 320-26006-1

Client ID: WI-AF-1RW32-0217

Operator ID: A8-PC\A8

ALS Bottle#: 20

Worklist Smp#: 23

Injection Vol: 2.0 ul

Dil. Factor: 20.0000

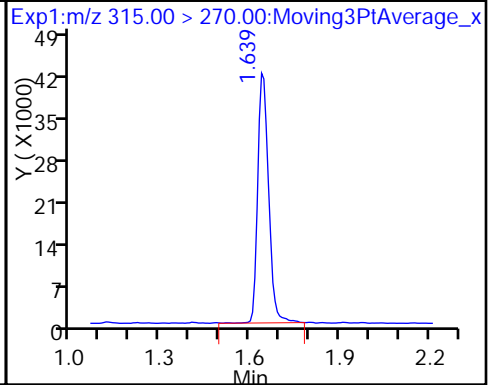
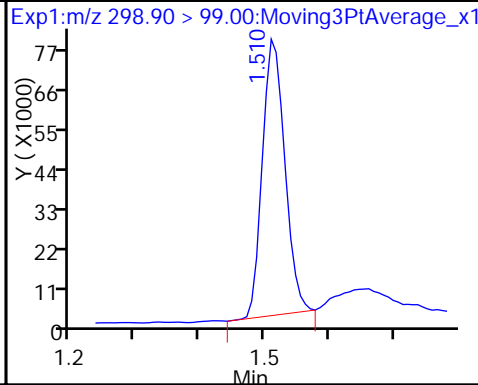
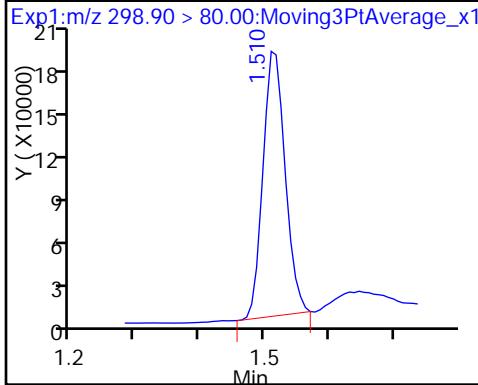
Method: 537_A8_N

Limit Group: LC 537 ICAL

1 Perfluorobutanesulfonic acid

1 Perfluorobutanesulfonic acid

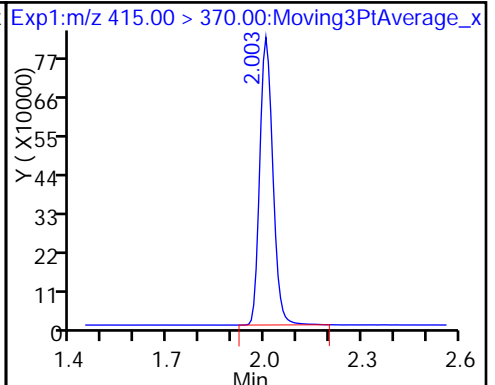
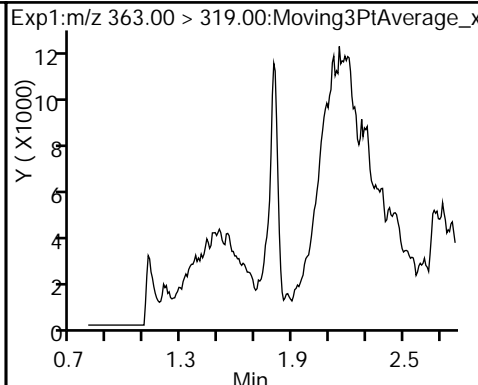
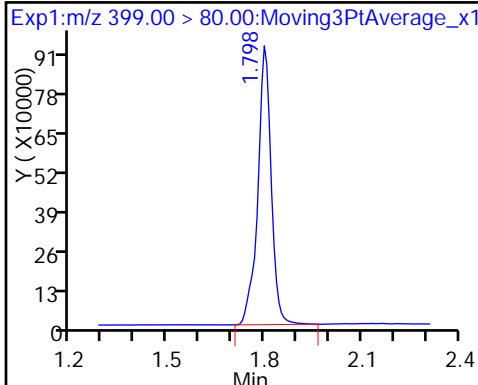
\$ 2 13C2 PFHxA



3 Perfluorohexanesulfonic acid

4 Perfluoroheptanoic acid (ND)

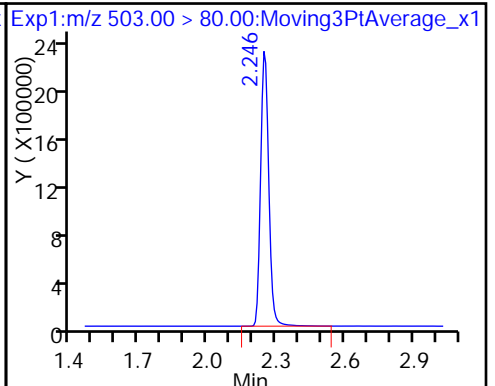
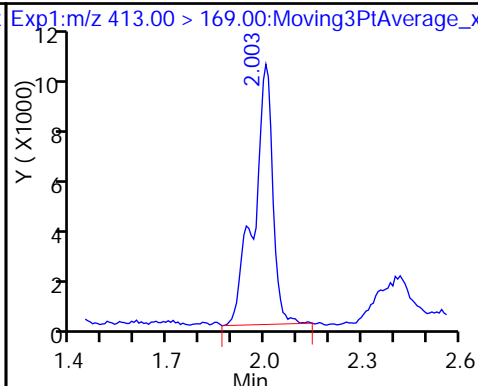
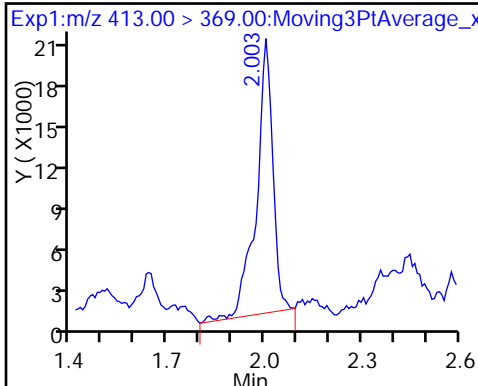
* 6 13C2-PFOA



5 Perfluorooctanoic acid

5 Perfluorooctanoic acid

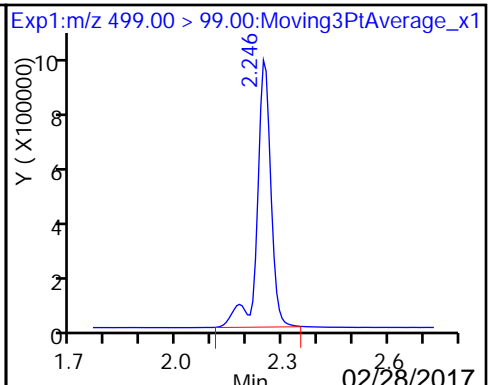
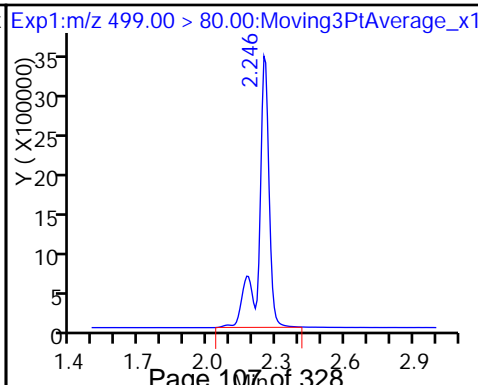
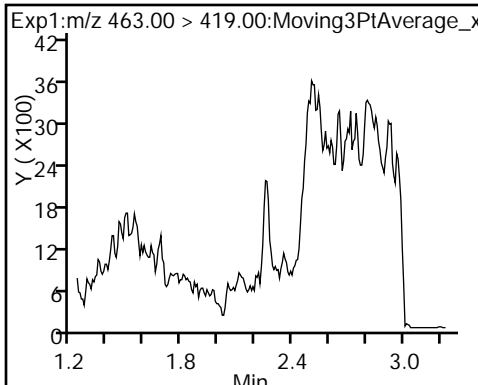
* 7 13C4 PFOS



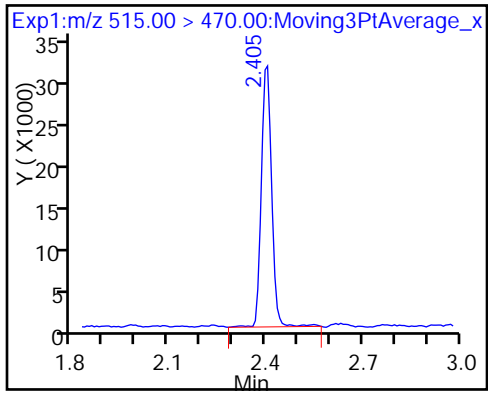
9 Perfluorononanoic acid (ND)

8 Perfluorooctane sulfonic acid (M)

8 Perfluorooctane sulfonic acid (M)



\$ 10 13C2 PFDA



TestAmerica Sacramento
Recovery Report

Data File: \\ChromNa\Sacramento\ChromData\A8_N\20170227-40293.b\2017.02.27C_537_023.d
 Lims ID: 320-26006-A-1-A
 Client ID: WI-AF-1RW32-0217
 Sample Type: Client
 Inject. Date: 27-Feb-2017 16:34:07 ALS Bottle#: 20 Worklist Smp#: 23
 Injection Vol: 2.0 ul Dil. Factor: 20.0000
 Sample Info: 320-26006-a-1-a 20X
 Misc. Info.: Plate: 1 Rack: 2
 Operator ID: A8-PC\A8 Instrument ID: A8_N
 Method: \\ChromNa\Sacramento\ChromData\A8_N\20170227-40293.b\537_A8_N.m
 Limit Group: LC 537 ICAL
 Last Update: 27-Feb-2017 17:06:49 Calib Date: 26-Jan-2017 11:25:03
 Integrator: Picker
 Quant Method: Internal Standard Quant By: Initial Calibration
 Last ICal File: \\ChromNA\Sacramento\ChromData\A8_N\20170126-39222.b\2017.01.26_537_CURVE_009.d
 Column 1 : Det: EXP1
 Process Host: XAWRK031

First Level Reviewer: barnettj Date: 27-Feb-2017 16:53:24

Compound	Amount Added	Amount Recovered	% Rec.
\$ 2 13C2 PFHxA	10.0	0.4262	85.24
\$ 10 13C2 PFDA	10.0	0.4658	93.17

TestAmerica Sacramento

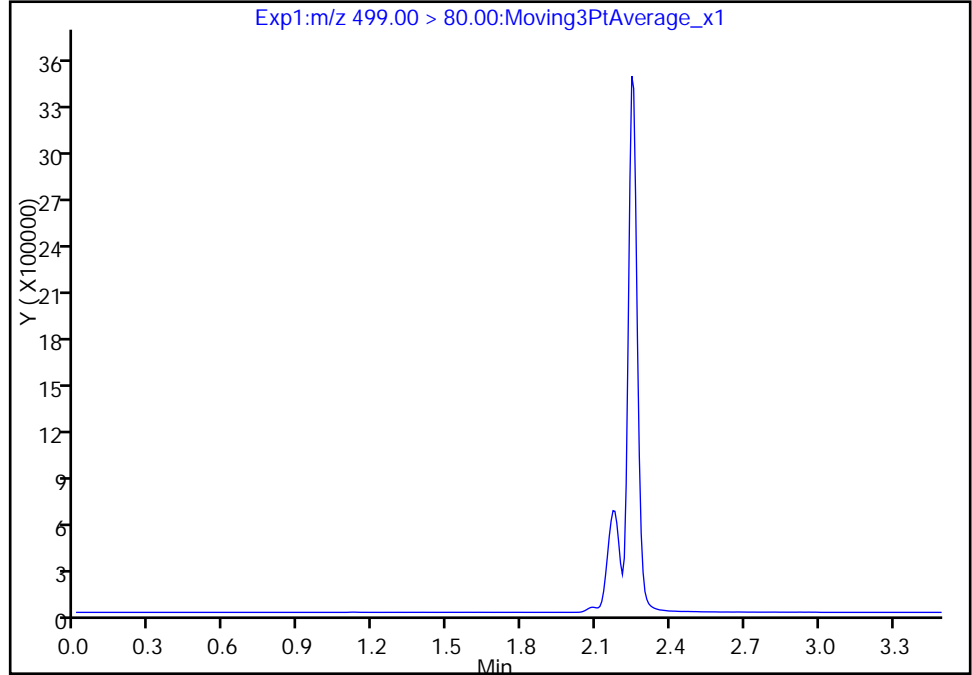
Data File: \\ChromNa\Sacramento\ChromData\A8_N\20170227-40293.b\2017.02.27C_537_023.d
Injection Date: 27-Feb-2017 16:34:07 Instrument ID: A8_N
Lims ID: 320-26006-A-1-A Lab Sample ID: 320-26006-1
Client ID: WI-AF-1RW32-0217
Operator ID: A8-PC\A8 ALS Bottle#: 20 Worklist Smp#: 23
Injection Vol: 2.0 ul Dil. Factor: 20.0000
Method: 537_A8_N Limit Group: LC 537 ICAL
Column: Detector EXP1

8 Perfluorooctane sulfonic acid, CAS: 1763-23-1

Signal: 1

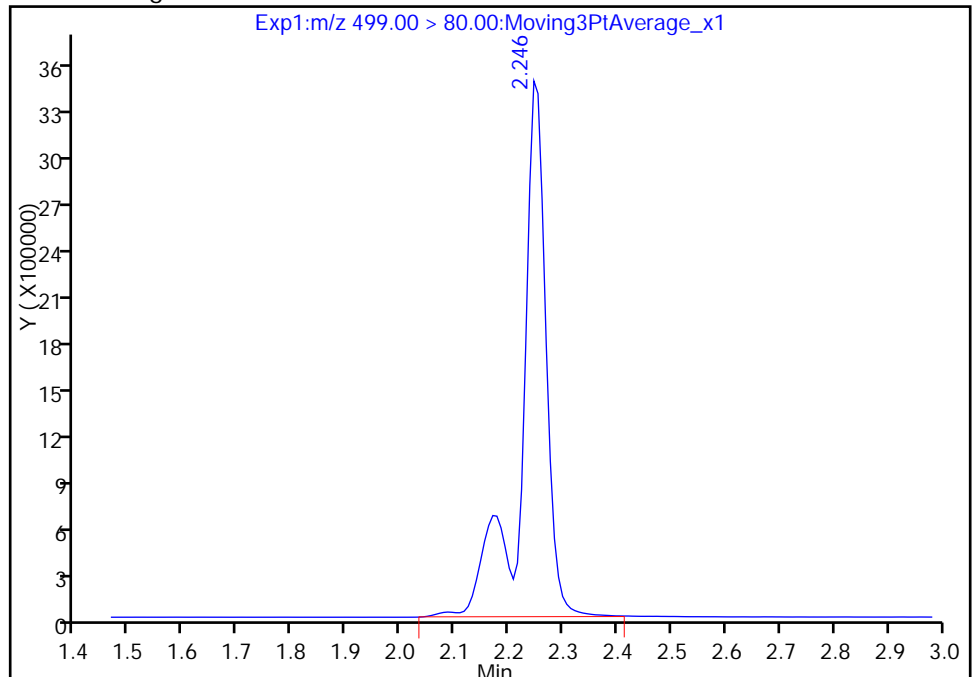
Not Detected
Expected RT: 2.25

Processing Integration Results



Manual Integration Results

RT: 2.25
Area: 11055745
Amount: 49.371718
Amount Units: ng/ml



Reviewer: barnettj, 27-Feb-2017 17:07:06
Audit Action: Assigned Compound ID

Audit Reason: Missed Peak

TestAmerica Sacramento

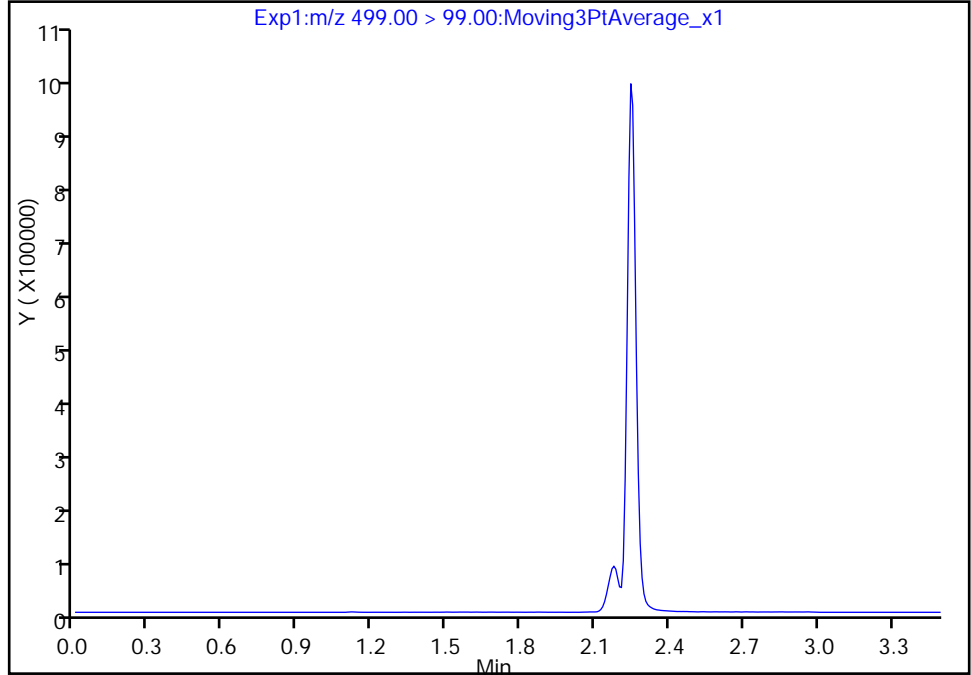
Data File: \\ChromNa\Sacramento\ChromData\A8_N\20170227-40293.b\2017.02.27C_537_023.d
Injection Date: 27-Feb-2017 16:34:07 Instrument ID: A8_N
Lims ID: 320-26006-A-1-A Lab Sample ID: 320-26006-1
Client ID: WI-AF-1RW32-0217
Operator ID: A8-PC\A8 ALS Bottle#: 20 Worklist Smp#: 23
Injection Vol: 2.0 ul Dil. Factor: 20.0000
Method: 537_A8_N Limit Group: LC 537 ICAL
Column: Detector EXP1

8 Perfluorooctane sulfonic acid, CAS: 1763-23-1

Signal: 2

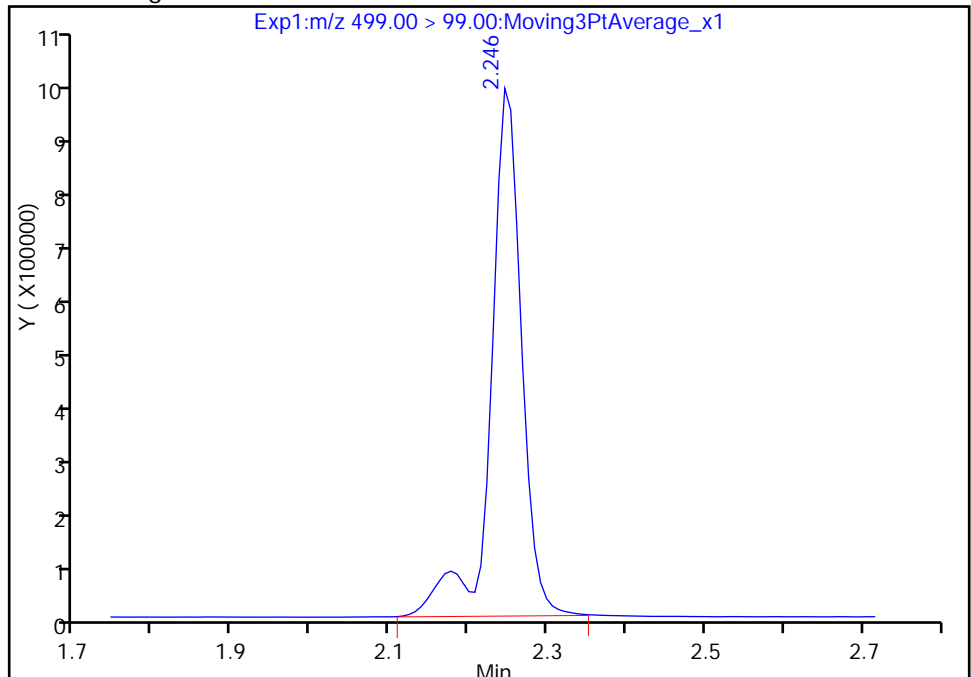
Not Detected
Expected RT: 2.25

Processing Integration Results



Manual Integration Results

RT: 2.25
Area: 2599050
Amount: 49.371718
Amount Units: ng/ml



Reviewer: barnettj, 27-Feb-2017 17:07:06

Audit Action: Manually Integrated

Audit Reason: Missed Peak

TestAmerica Sacramento

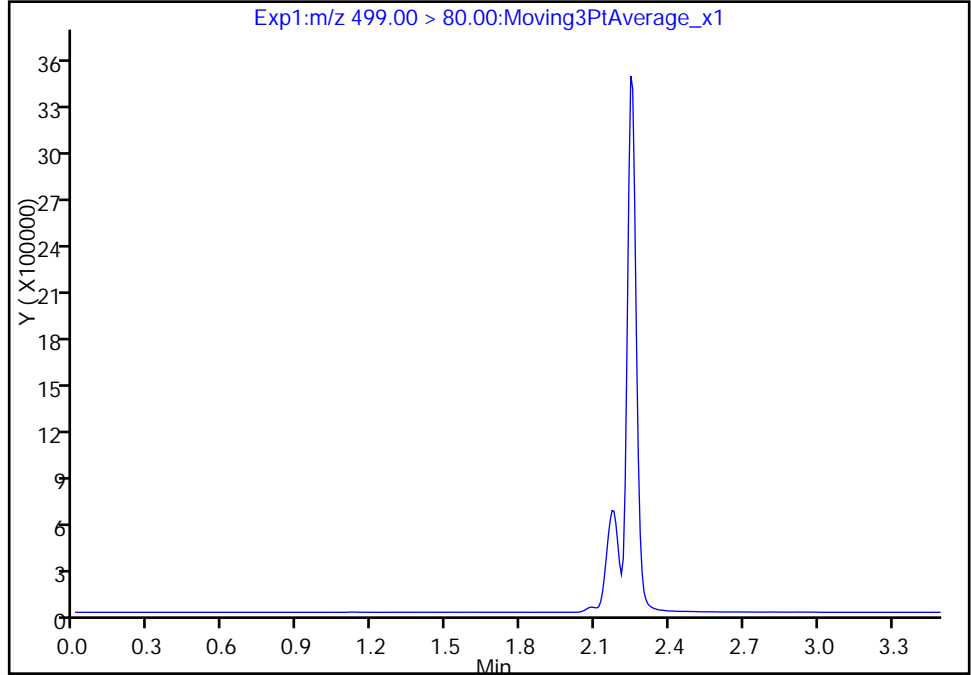
Data File: \\ChromNa\Sacramento\ChromData\A8_N\20170227-40293.b\2017.02.27C_537_023.d
Injection Date: 27-Feb-2017 16:34:07 Instrument ID: A8_N
Lims ID: 320-26006-A-1-A Lab Sample ID: 320-26006-1
Client ID: WI-AF-1RW32-0217
Operator ID: A8-PC\A8 ALS Bottle#: 20 Worklist Smp#: 23
Injection Vol: 2.0 ul Dil. Factor: 20.0000
Method: 537_A8_N Limit Group: LC 537 ICAL
Column: Detector EXP1

8 Perfluorooctane sulfonic acid, CAS: 1763-23-1

Signal: 1

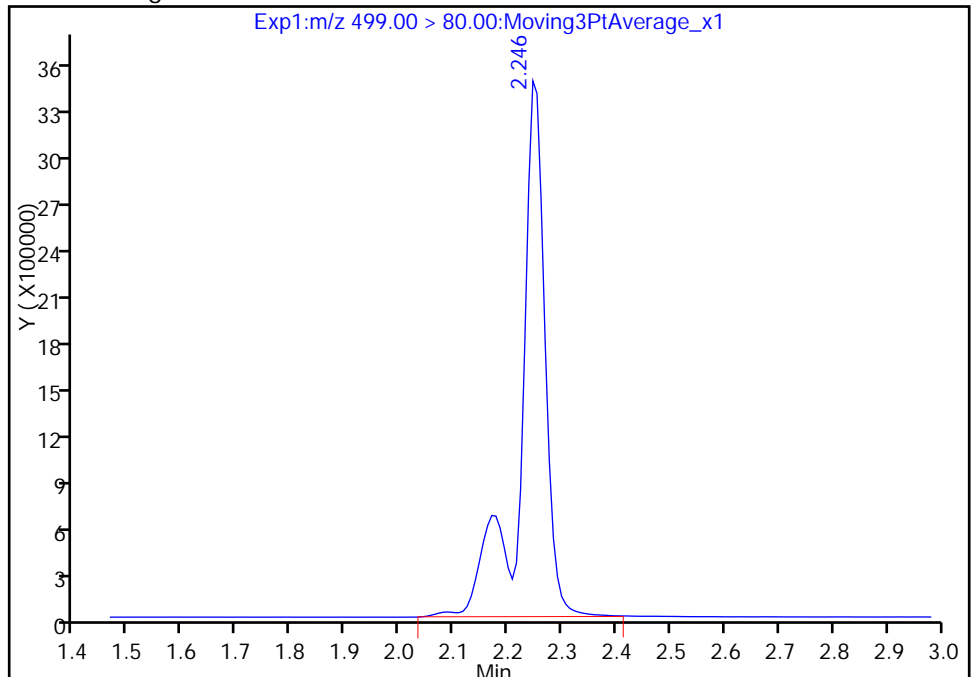
Not Detected
Expected RT: 2.25

Processing Integration Results



Manual Integration Results

RT: 2.25
Area: 11055745
Amount: 49.371718
Amount Units: ng/ml



Reviewer: barnettj, 27-Feb-2017 17:07:06

Audit Action: Manually Integrated

Audit Reason: Missed Peak

FORM I
LCMS ORGANICS ANALYSIS DATA SHEET

Lab Name: TestAmerica Sacramento Job No.: 320-26006-1
 SDG No.: _____
 Client Sample ID: WI-AF-1FB32-0217 Lab Sample ID: 320-26006-2
 Matrix: Water Lab File ID: 2017.02.27C_537_010.d
 Analysis Method: 537 Date Collected: 02/21/2017 11:56
 Extraction Method: 537 Date Extracted: 02/25/2017 13:09
 Sample wt/vol: 277.5 (mL) Date Analyzed: 02/27/2017 15:36
 Con. Extract Vol.: 1.00 (mL) Dilution Factor: 1
 Injection Volume: 2 (uL) GC Column: GeminiC18 3x100 ID: 3 (mm)
 % Moisture: _____ GPC Cleanup: (Y/N) N
 Analysis Batch No.: 152402 Units: ug/L

CAS NO.	COMPOUND NAME	RESULT	Q	LOQ	LOD	DL
1763-23-1	Perfluorooctanesulfonic acid (PFOS)	0.043	U	0.054	0.043	0.014
335-67-1	Perfluorooctanoic acid (PFOA)	0.022	U	0.027	0.022	0.0085
375-73-5	Perfluorobutanesulfonic acid (PFBS)	0.099	U	0.13	0.099	0.043

CAS NO.	SURROGATE	%REC	Q	LIMITS
STL00993	13C2 PFHxA	82		70-130
STL00996	13C2 PFDA	92		70-130

TestAmerica Sacramento
Target Compound Quantitation Report

Data File: \\ChromNa\Sacramento\ChromData\A8_N\20170227-40293.b\2017.02.27C_537_010.d
 Lims ID: 320-26006-A-2-A
 Client ID: WI-AF-1FB32-0217
 Sample Type: Client
 Inject. Date: 27-Feb-2017 15:36:33 ALS Bottle#: 9 Worklist Smp#: 10
 Injection Vol: 2.0 ul Dil. Factor: 1.0000
 Sample Info: 320-26006-a-2-a
 Misc. Info.: Plate: 1 Rack: 2
 Operator ID: A8-PC\A8 Instrument ID: A8_N
 Method: \\ChromNa\Sacramento\ChromData\A8_N\20170227-40293.b\537_A8_N.m
 Limit Group: LC 537 ICAL
 Last Update: 27-Feb-2017 16:54:27 Calib Date: 26-Jan-2017 11:25:03
 Integrator: Picker
 Quant Method: Internal Standard Quant By: Initial Calibration
 Last ICal File: \\ChromNA\Sacramento\ChromData\A8_N\20170126-39222.b\2017.01.26_537_CURVE_009.d
 Column 1 : Det: EXP1
 Process Host: XAWRK031

First Level Reviewer: barnettj Date: 27-Feb-2017 16:14:24

Signal	RT	EXP RT	DLT RT	REL RT	Response	Amount ng/ml	Ratio(Limits)	S/N	Flags
--------	----	--------	--------	--------	----------	--------------	---------------	-----	-------

\$ 2 13C2 PFHxA	315.00 > 270.00	1.646	1.638	0.008	1.000	2346941	8.25	5680	
3 Perfluorohexanesulfonic acid									M
399.00 > 80.00	1.806	1.787	0.019	1.000	19554	0.0503		5.2	M
* 6 13C2-PFOA	415.00 > 370.00	2.011	1.979	0.032		2636503	10.0	5678	
* 7 13C4 PFOS	503.00 > 80.00	2.253	2.220	0.033		6620587	28.7	6837	
8 Perfluorooctane sulfonic acid									
499.00 > 80.00	2.253	2.246	0.007	1.000	94973	0.3685		19.5	
499.00 > 99.00	2.253	2.246	0.007	1.000	24880		3.82(0.00-0.00)	18.9	
\$ 10 13C2 PFDA	515.00 > 470.00	2.405	2.384	0.021	1.000	1571136	9.23	3775	

QC Flag Legend

Review Flags

M - Manually Integrated

TestAmerica Sacramento

Data File: \\ChromNa\Sacramento\ChromData\A8_N\20170227-40293.b\2017.02.27C_537_010.d

Injection Date: 27-Feb-2017 15:36:33

Instrument ID: A8_N

Lims ID: 320-26006-A-2-A

Lab Sample ID: 320-26006-2

Client ID: WI-AF-1FB32-0217

Operator ID: A8-PC\A8

ALS Bottle#: 9

Worklist Smp#: 10

Injection Vol: 2.0 ul

Dil. Factor: 1.0000

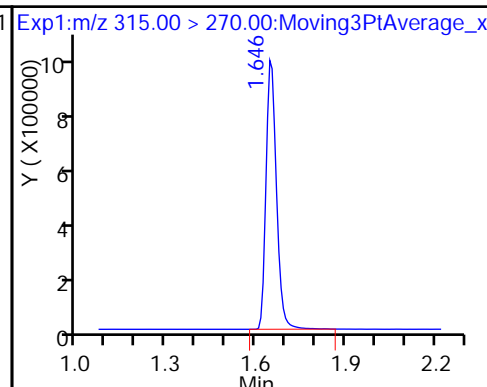
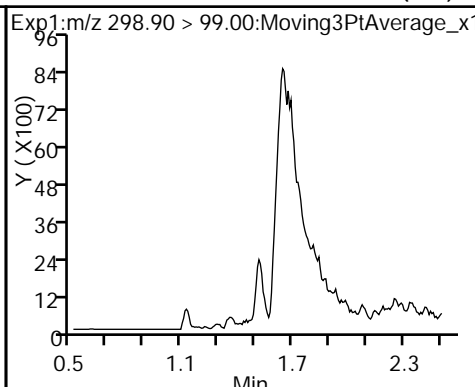
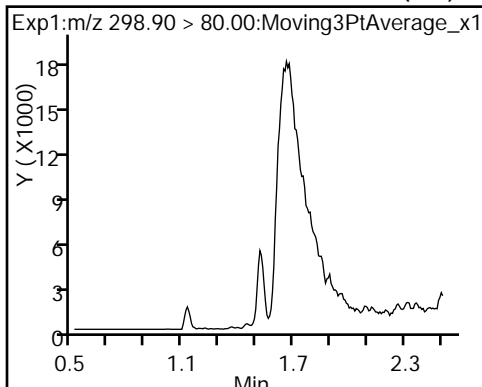
Method: 537_A8_N

Limit Group: LC 537 ICAL

1 Perfluorobutanesulfonic acid (ND)

1 Perfluorobutanesulfonic acid (ND)

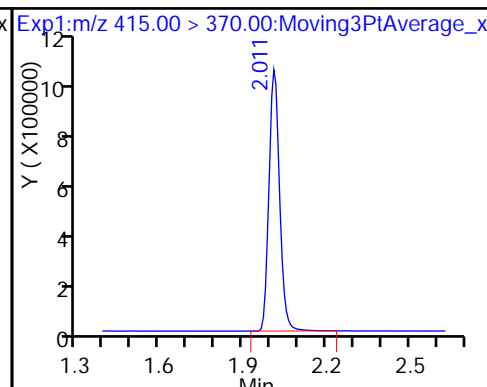
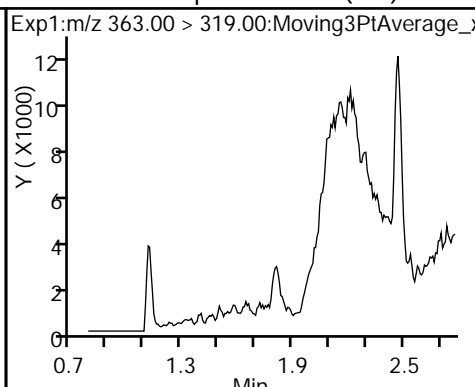
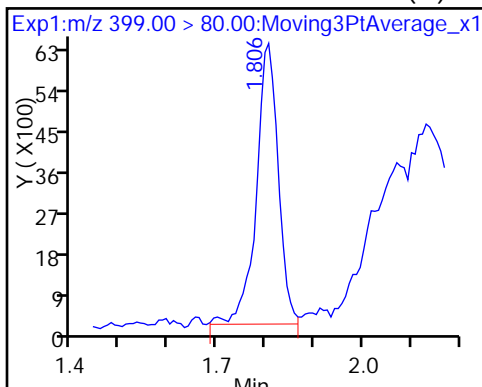
\$ 2 13C2 PFHxA



3 Perfluorohexanesulfonic acid (M)

4 Perfluoroheptanoic acid (ND)

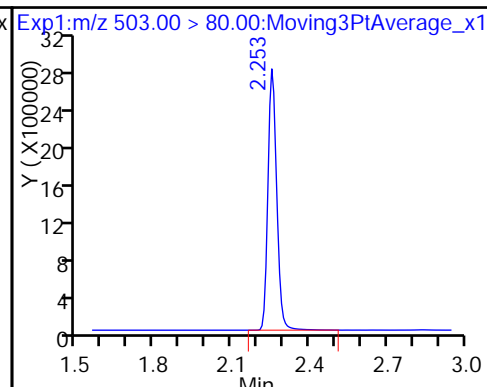
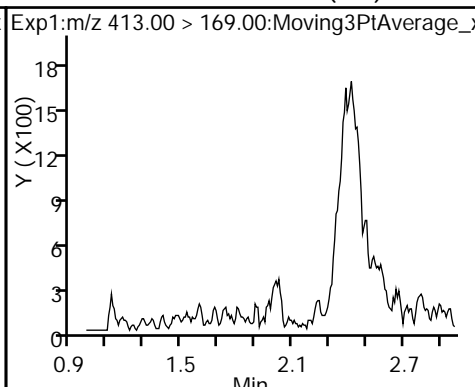
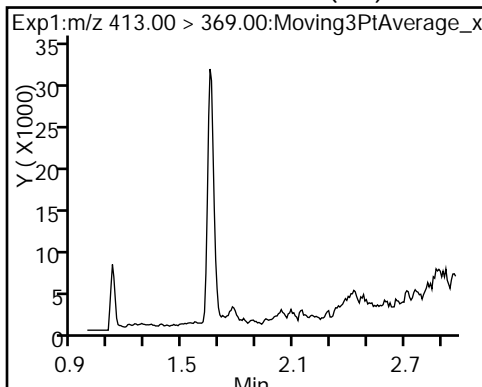
* 6 13C2-PFOA



5 Perfluorooctanoic acid (ND)

5 Perfluorooctanoic acid (ND)

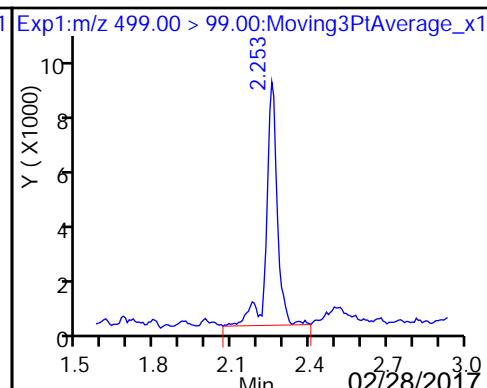
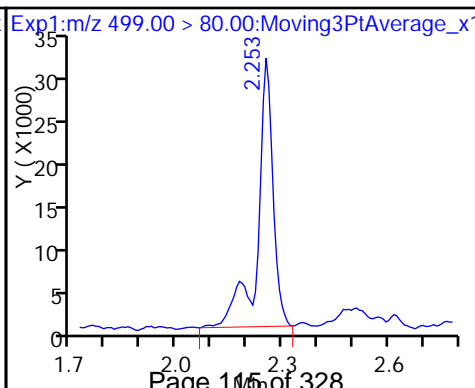
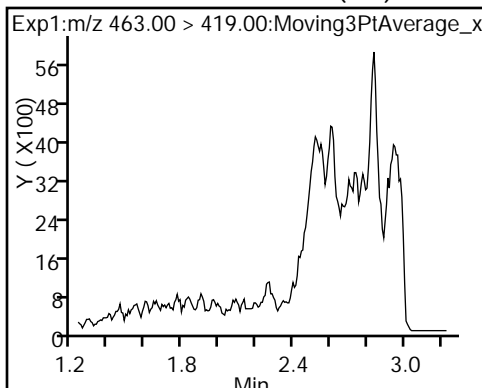
* 7 13C4 PFOS



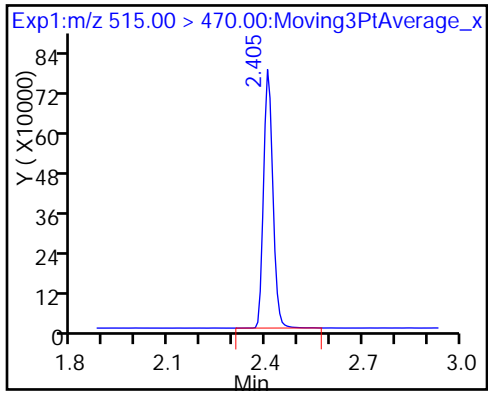
9 Perfluorononanoic acid (ND)

8 Perfluorooctane sulfonic acid

8 Perfluorooctane sulfonic acid



\$ 10 13C2 PFDA



TestAmerica Sacramento
Recovery Report

Data File: \\ChromNa\Sacramento\ChromData\A8_N\20170227-40293.b\2017.02.27C_537_010.d
 Lims ID: 320-26006-A-2-A
 Client ID: WI-AF-1FB32-0217
 Sample Type: Client
 Inject. Date: 27-Feb-2017 15:36:33 ALS Bottle#: 9 Worklist Smp#: 10
 Injection Vol: 2.0 ul Dil. Factor: 1.0000
 Sample Info: 320-26006-a-2-a
 Misc. Info.: Plate: 1 Rack: 2
 Operator ID: A8-PC\A8 Instrument ID: A8_N
 Method: \\ChromNa\Sacramento\ChromData\A8_N\20170227-40293.b\537_A8_N.m
 Limit Group: LC 537 ICAL
 Last Update: 27-Feb-2017 16:54:27 Calib Date: 26-Jan-2017 11:25:03
 Integrator: Picker
 Quant Method: Internal Standard Quant By: Initial Calibration
 Last ICal File: \\ChromNA\Sacramento\ChromData\A8_N\20170126-39222.b\2017.01.26_537_CURVE_009.d
 Column 1 : Det: EXP1
 Process Host: XAWRK031

First Level Reviewer: barnettj Date: 27-Feb-2017 16:14:24

Compound	Amount Added	Amount Recovered	% Rec.
\$ 2 13C2 PFHxA	10.0	8.25	82.49
\$ 10 13C2 PFDA	10.0	9.23	92.30

FORM I
LCMS ORGANICS ANALYSIS DATA SHEET

Lab Name: TestAmerica Sacramento Job No.: 320-26006-1
 SDG No.: _____
 Client Sample ID: WI-AF-1RW33-0217 Lab Sample ID: 320-26006-3
 Matrix: Water Lab File ID: 2017.02.27C_537_011.d
 Analysis Method: 537 Date Collected: 02/21/2017 16:27
 Extraction Method: 537 Date Extracted: 02/25/2017 13:09
 Sample wt/vol: 275.7(mL) Date Analyzed: 02/27/2017 15:40
 Con. Extract Vol.: 1.00(mL) Dilution Factor: 1
 Injection Volume: 2(uL) GC Column: GeminiC18 3x100 ID: 3(mm)
 % Moisture: _____ GPC Cleanup: (Y/N) N
 Analysis Batch No.: 152402 Units: ug/L

CAS NO.	COMPOUND NAME	RESULT	Q	LOQ	LOD	DL
1763-23-1	Perfluorooctanesulfonic acid (PFOS)	0.044	U M	0.054	0.044	0.014
335-67-1	Perfluorooctanoic acid (PFOA)	0.022	U	0.027	0.022	0.0085
375-73-5	Perfluorobutanesulfonic acid (PFBS)	0.045	J	0.13	0.10	0.043

CAS NO.	SURROGATE	%REC	Q	LIMITS
STL00993	13C2 PFHxA	83		70-130
STL00996	13C2 PFDA	90		70-130

TestAmerica Sacramento
Target Compound Quantitation Report

Data File: \\ChromNa\Sacramento\ChromData\A8_N\20170227-40293.b\2017.02.27C_537_011.d
 Lims ID: 320-26006-A-3-A
 Client ID: WI-AF-1RW33-0217
 Sample Type: Client
 Inject. Date: 27-Feb-2017 15:40:57 ALS Bottle#: 10 Worklist Smp#: 11
 Injection Vol: 2.0 ul Dil. Factor: 1.0000
 Sample Info: 320-26006-a-3-a
 Misc. Info.: Plate: 1 Rack: 2
 Operator ID: A8-PC\A8 Instrument ID: A8_N
 Method: \\ChromNa\Sacramento\ChromData\A8_N\20170227-40293.b\537_A8_N.m
 Limit Group: LC 537 ICAL
 Last Update: 27-Feb-2017 16:54:27 Calib Date: 26-Jan-2017 11:25:03
 Integrator: Picker
 Quant Method: Internal Standard Quant By: Initial Calibration
 Last ICal File: \\ChromNA\Sacramento\ChromData\A8_N\20170126-39222.b\2017.01.26_537_CURVE_009.d
 Column 1 : Det: EXP1
 Process Host: XAWRK031

First Level Reviewer: barnettj Date: 27-Feb-2017 16:14:56

Signal	RT	EXP RT	DLT RT	REL RT	Response	Amount ng/ml	Ratio(Limits)	S/N	Flags
1 Perfluorobutanesulfonic acid									
298.90 > 80.00	1.525	1.510	0.015	1.000	5438622	12.4		644	
298.90 > 99.00	1.525	1.510	0.015	1.000	2326715		2.34(0.00-0.00)	653	
\$ 2 13C2 PFHxA									
315.00 > 270.00	1.654	1.638	0.016	1.000	2216314	8.31		5201	
3 Perfluorohexanesulfonic acid									
399.00 > 80.00	1.775	1.787	-0.012	1.000	157132	0.3953		27.0	
* 6 13C2-PFOA									
415.00 > 370.00	2.018	1.979	0.039		2471949	10.0		4700	
* 7 13C4 PFOS									
503.00 > 80.00	2.253	2.220	0.033		6771054	28.7		5583	
8 Perfluorooctane sulfonic acid									
499.00 > 80.00	2.253	2.246	0.007	1.000	21747	0.0825		7.7	M
499.00 > 99.00	2.253	2.246	0.007	1.000	4532		4.80(0.00-0.00)	3.9	M
\$ 10 13C2 PFDA									
515.00 > 470.00	2.405	2.384	0.021	1.000	1435117	8.99		3474	

QC Flag Legend

Review Flags

M - Manually Integrated

TestAmerica Sacramento

Data File: \\ChromNa\Sacramento\ChromData\A8_N\20170227-40293.b\2017.02.27C_537_011.d

Injection Date: 27-Feb-2017 15:40:57

Instrument ID: A8_N

Lims ID: 320-26006-A-3-A

Lab Sample ID: 320-26006-3

Client ID: WI-AF-1RW33-0217

Operator ID: A8-PC\A8

ALS Bottle#: 10

Worklist Smp#: 11

Injection Vol: 2.0 ul

Dil. Factor: 1.0000

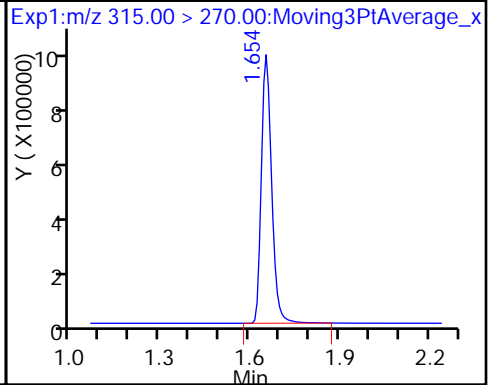
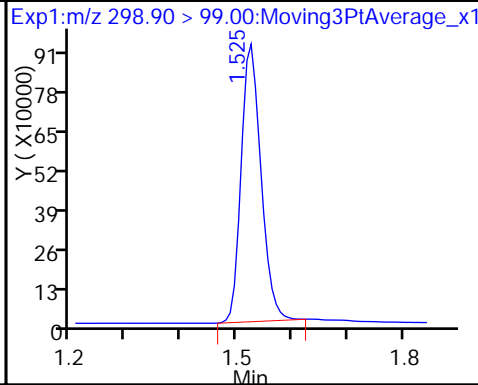
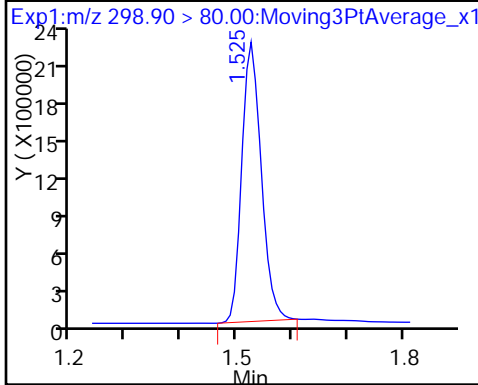
Method: 537_A8_N

Limit Group: LC 537 ICAL

1 Perfluorobutanesulfonic acid

1 Perfluorobutanesulfonic acid

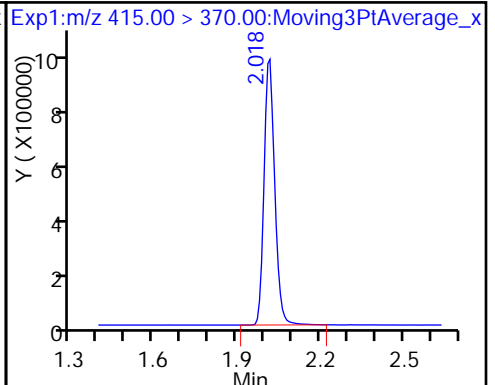
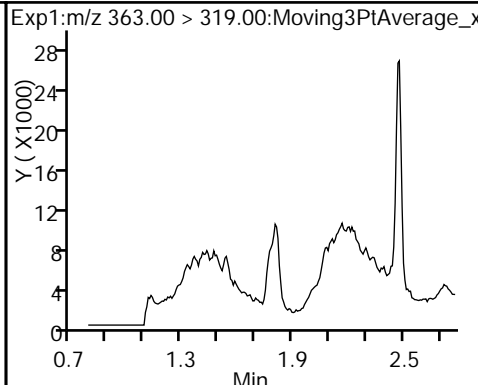
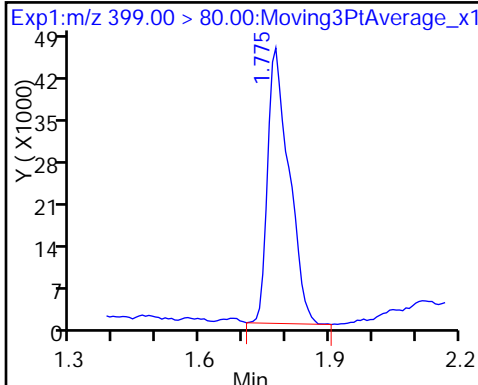
\$ 2 13C2 PFHxA



3 Perfluorohexanesulfonic acid

4 Perfluoroheptanoic acid (ND)

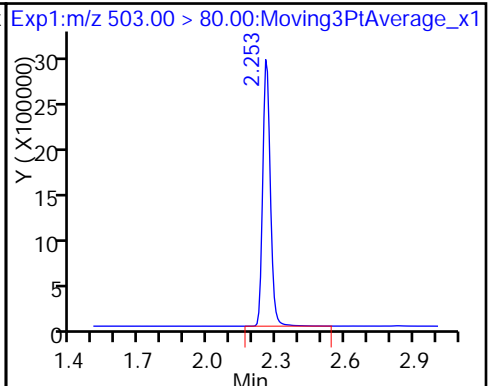
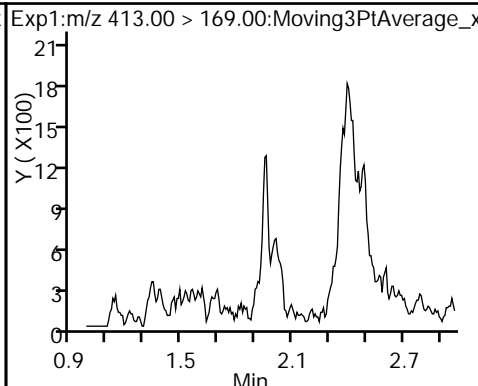
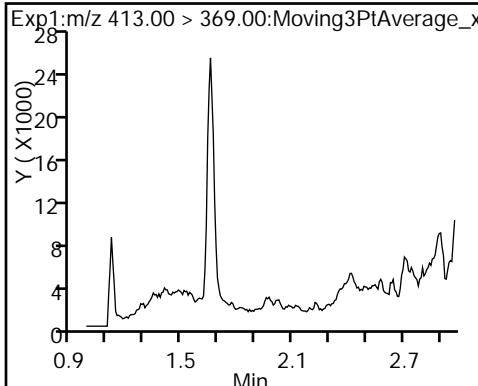
* 6 13C2-PFOA



5 Perfluorooctanoic acid (ND)

5 Perfluorooctanoic acid (ND)

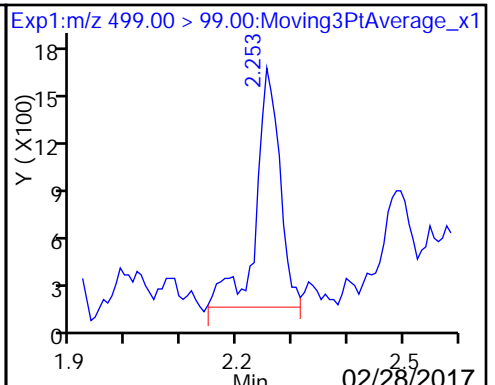
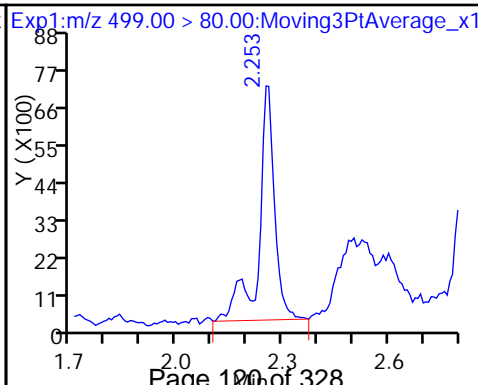
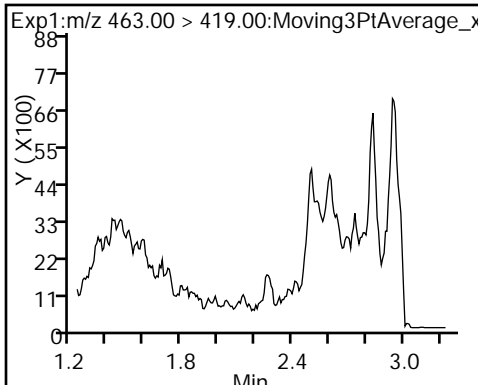
* 7 13C4 PFOS



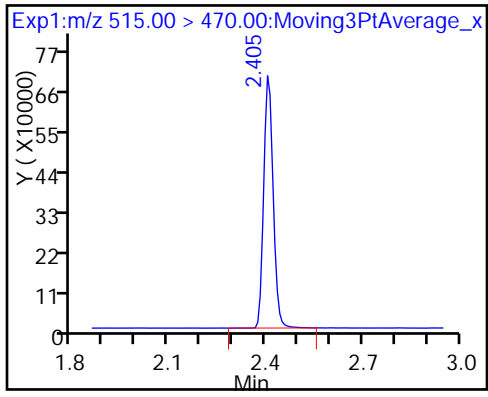
9 Perfluorononanoic acid (ND)

8 Perfluorooctane sulfonic acid

8 Perfluorooctane sulfonic acid (M)



\$ 10 13C2 PFDA



TestAmerica Sacramento
Recovery Report

Data File: \\ChromNa\Sacramento\ChromData\A8_N\20170227-40293.b\2017.02.27C_537_011.d
 Lims ID: 320-26006-A-3-A
 Client ID: WI-AF-1RW33-0217
 Sample Type: Client
 Inject. Date: 27-Feb-2017 15:40:57 ALS Bottle#: 10 Worklist Smp#: 11
 Injection Vol: 2.0 ul Dil. Factor: 1.0000
 Sample Info: 320-26006-a-3-a
 Misc. Info.: Plate: 1 Rack: 2
 Operator ID: A8-PC\A8 Instrument ID: A8_N
 Method: \\ChromNa\Sacramento\ChromData\A8_N\20170227-40293.b\537_A8_N.m
 Limit Group: LC 537 ICAL
 Last Update: 27-Feb-2017 16:54:27 Calib Date: 26-Jan-2017 11:25:03
 Integrator: Picker
 Quant Method: Internal Standard Quant By: Initial Calibration
 Last ICal File: \\ChromNA\Sacramento\ChromData\A8_N\20170126-39222.b\2017.01.26_537_CURVE_009.d
 Column 1 : Det: EXP1
 Process Host: XAWRK031

First Level Reviewer: barnettj Date: 27-Feb-2017 16:14:56

Compound	Amount Added	Amount Recovered	% Rec.
\$ 2 13C2 PFHxA	10.0	8.31	83.08
\$ 10 13C2 PFDA	10.0	8.99	89.92

TestAmerica Sacramento

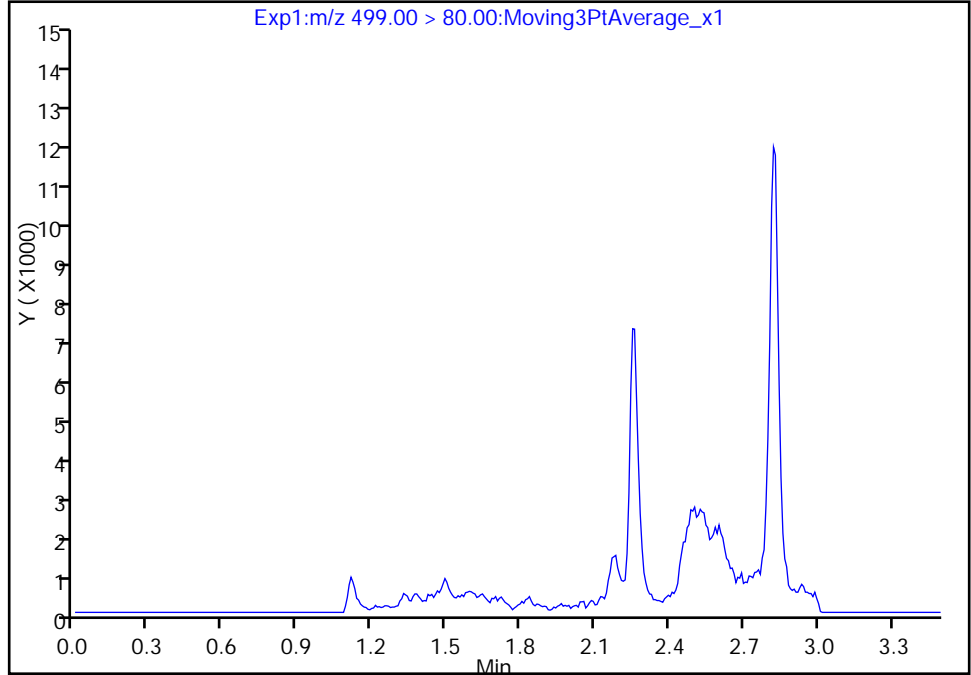
Data File: \\ChromNa\Sacramento\ChromData\A8_N\20170227-40293.b\2017.02.27C_537_011.d
Injection Date: 27-Feb-2017 15:40:57 Instrument ID: A8_N
Lims ID: 320-26006-A-3-A Lab Sample ID: 320-26006-3
Client ID: WI-AF-1RW33-0217
Operator ID: A8-PC\A8 ALS Bottle#: 10 Worklist Smp#: 11
Injection Vol: 2.0 ul Dil. Factor: 1.0000
Method: 537_A8_N Limit Group: LC 537 ICAL
Column: Detector EXP1

8 Perfluorooctane sulfonic acid, CAS: 1763-23-1

Signal: 1

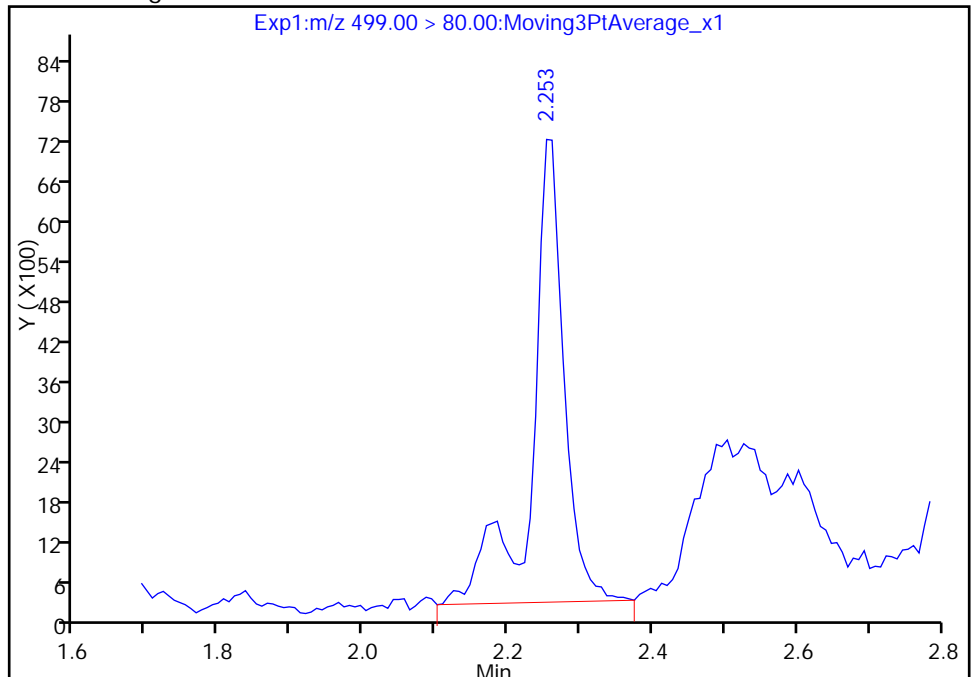
Not Detected
Expected RT: 2.25

Processing Integration Results



Manual Integration Results

RT: 2.25
Area: 21747
Amount: 0.082507
Amount Units: ng/ml



Reviewer: barnettj, 27-Feb-2017 16:54:52
Audit Action: Assigned Compound ID

Audit Reason: Missed Peak

TestAmerica Sacramento

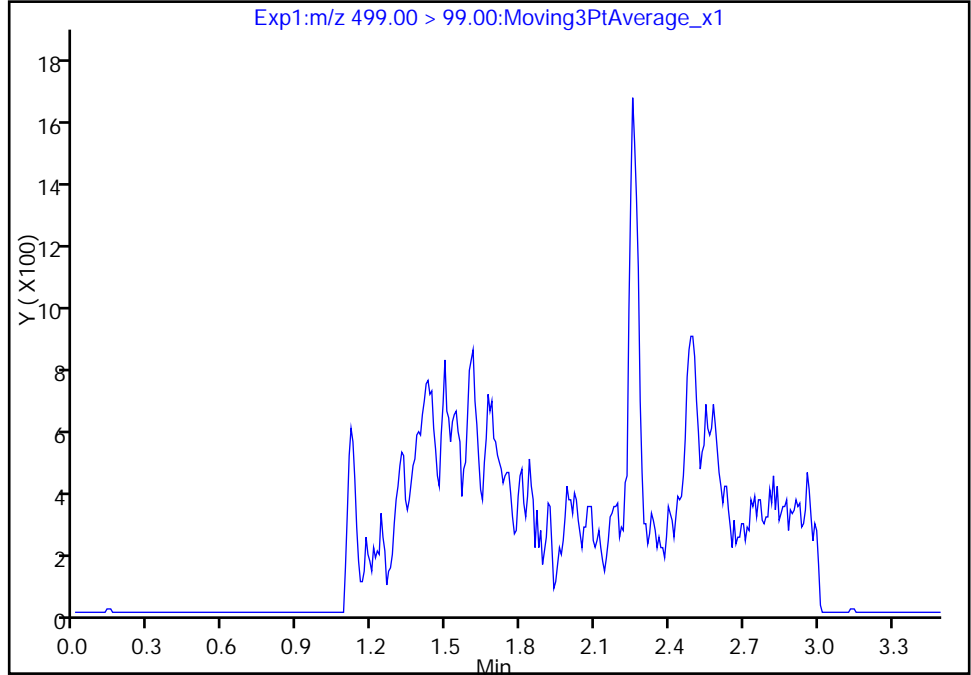
Data File: \\ChromNa\Sacramento\ChromData\A8_N\20170227-40293.b\2017.02.27C_537_011.d
Injection Date: 27-Feb-2017 15:40:57 Instrument ID: A8_N
Lims ID: 320-26006-A-3-A Lab Sample ID: 320-26006-3
Client ID: WI-AF-1RW33-0217
Operator ID: A8-PC\A8 ALS Bottle#: 10 Worklist Smp#: 11
Injection Vol: 2.0 ul Dil. Factor: 1.0000
Method: 537_A8_N Limit Group: LC 537 ICAL
Column: Detector EXP1

8 Perfluorooctane sulfonic acid, CAS: 1763-23-1

Signal: 2

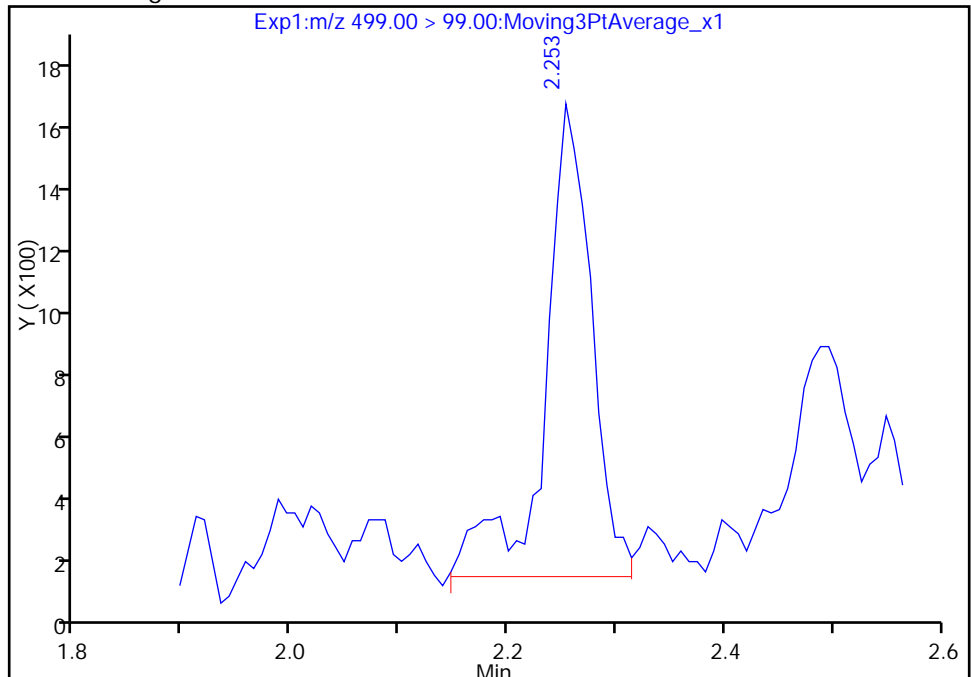
Not Detected
Expected RT: 2.25

Processing Integration Results



Manual Integration Results

RT: 2.25
Area: 4532
Amount: 0.082507
Amount Units: ng/ml



FORM I
LCMS ORGANICS ANALYSIS DATA SHEET

Lab Name: TestAmerica Sacramento Job No.: 320-26006-1
 SDG No.: _____
 Client Sample ID: WI-AF-1FB33-0217 Lab Sample ID: 320-26006-4
 Matrix: Water Lab File ID: 2017.02.27C_537_013.d
 Analysis Method: 537 Date Collected: 02/21/2017 16:28
 Extraction Method: 537 Date Extracted: 02/25/2017 13:09
 Sample wt/vol: 283.5 (mL) Date Analyzed: 02/27/2017 15:49
 Con. Extract Vol.: 1.00 (mL) Dilution Factor: 1
 Injection Volume: 2 (uL) GC Column: GeminiC18 3x100 ID: 3 (mm)
 % Moisture: _____ GPC Cleanup: (Y/N) N
 Analysis Batch No.: 152403 Units: ug/L

CAS NO.	COMPOUND NAME	RESULT	Q	LOQ	LOD	DL
1763-23-1	Perfluorooctanesulfonic acid (PFOS)	0.042	U M	0.053	0.042	0.014
335-67-1	Perfluorooctanoic acid (PFOA)	0.021	U	0.026	0.021	0.0083
375-73-5	Perfluorobutanesulfonic acid (PFBS)	0.097	U	0.12	0.097	0.042

CAS NO.	SURROGATE	%REC	Q	LIMITS
STL00993	13C2 PFHxA	83		70-130
STL00996	13C2 PFDA	89		70-130

TestAmerica Sacramento
Target Compound Quantitation Report

Data File: \\ChromNa\Sacramento\ChromData\A8_N\20170227-40293.b\2017.02.27C_537_013.d
 Lims ID: 320-26006-A-4-A
 Client ID: WI-AF-1FB33-0217
 Sample Type: Client
 Inject. Date: 27-Feb-2017 15:49:47 ALS Bottle#: 11 Worklist Smp#: 13
 Injection Vol: 2.0 ul Dil. Factor: 1.0000
 Sample Info: 320-26006-a-4-a
 Misc. Info.: Plate: 1 Rack: 2
 Operator ID: A8-PC\A8 Instrument ID: A8_N
 Method: \\ChromNa\Sacramento\ChromData\A8_N\20170227-40293.b\537_A8_N.m
 Limit Group: LC 537 ICAL
 Last Update: 27-Feb-2017 16:54:53 Calib Date: 26-Jan-2017 11:25:03
 Integrator: Picker
 Quant Method: Internal Standard Quant By: Initial Calibration
 Last ICal File: \\ChromNA\Sacramento\ChromData\A8_N\20170126-39222.b\2017.01.26_537_CURVE_009.d
 Column 1 : Det: EXP1
 Process Host: XAWRK031

First Level Reviewer: barnettj Date: 27-Feb-2017 16:21:46

Signal	RT	EXP RT	DLT RT	REL RT	Response	Amount ng/ml	Ratio(Limits)	S/N	Flags
--------	----	--------	--------	--------	----------	--------------	---------------	-----	-------

\$ 2 13C2 PFHxA	315.00 > 270.00	1.646	1.638	0.008	1.000	2265955	8.32	6351	
3 Perfluorohexanesulfonic acid									M
399.00 > 80.00	1.806	1.787	0.019	1.000	5204	0.0136		1.6	M
* 6 13C2-PFOA	415.00 > 370.00	2.003	1.979	0.024		2524324	10.0	5629	
* 7 13C4 PFOS	503.00 > 80.00	2.246	2.220	0.026		6503288	28.7	5437	
8 Perfluorooctane sulfonic acid									M
499.00 > 80.00	2.246	2.246	0.0	1.000	9494	0.0375		5.5	M
499.00 > 99.00	2.246	2.246	0.0	1.000	2429		3.91(0.00-0.00)	3.3	M
\$ 10 13C2 PFDA	515.00 > 470.00	2.397	2.384	0.013	1.000	1448558	8.89	3359	

QC Flag Legend

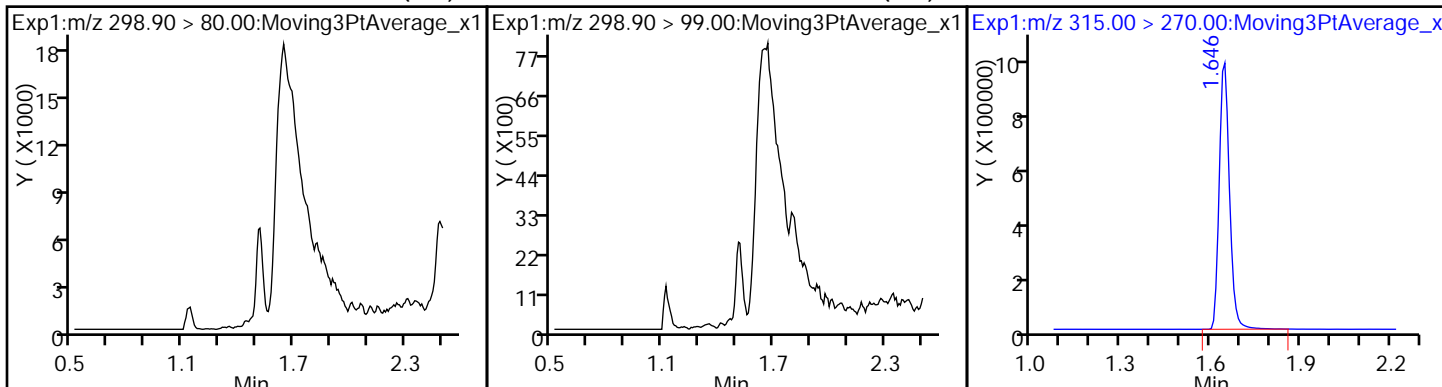
Review Flags

M - Manually Integrated

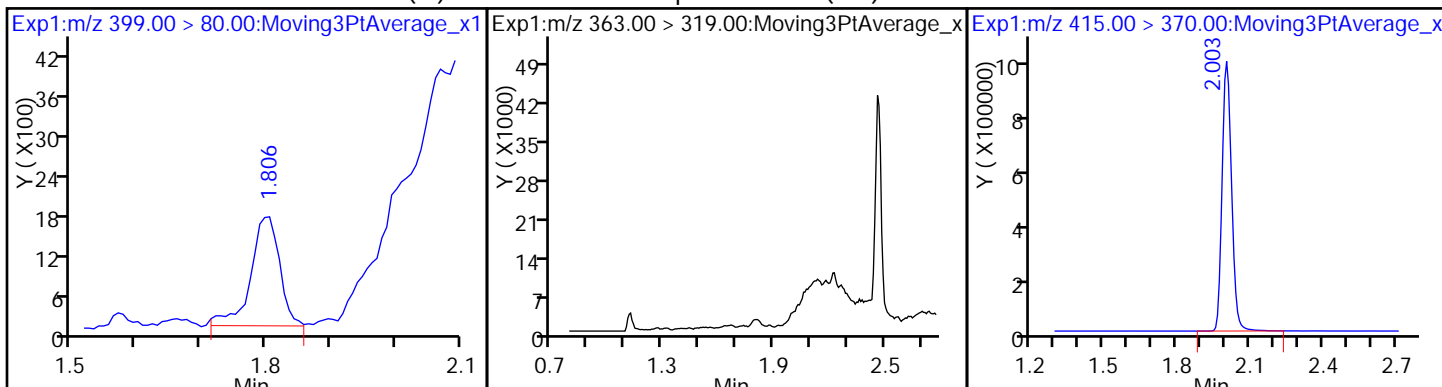
TestAmerica Sacramento

Data File: \\ChromNa\Sacramento\ChromData\A8_N\20170227-40293.b\2017.02.27C_537_013.d
Injection Date: 27-Feb-2017 15:49:47 Instrument ID: A8_N
Lims ID: 320-26006-A-4-A Lab Sample ID: 320-26006-4
Client ID: WI-AF-1FB33-0217
Operator ID: A8-PC\A8 ALS Bottle#: 11 Worklist Smp#: 13
Injection Vol: 2.0 ul Dil. Factor: 1.0000
Method: 537_A8_N Limit Group: LC 537 ICAL

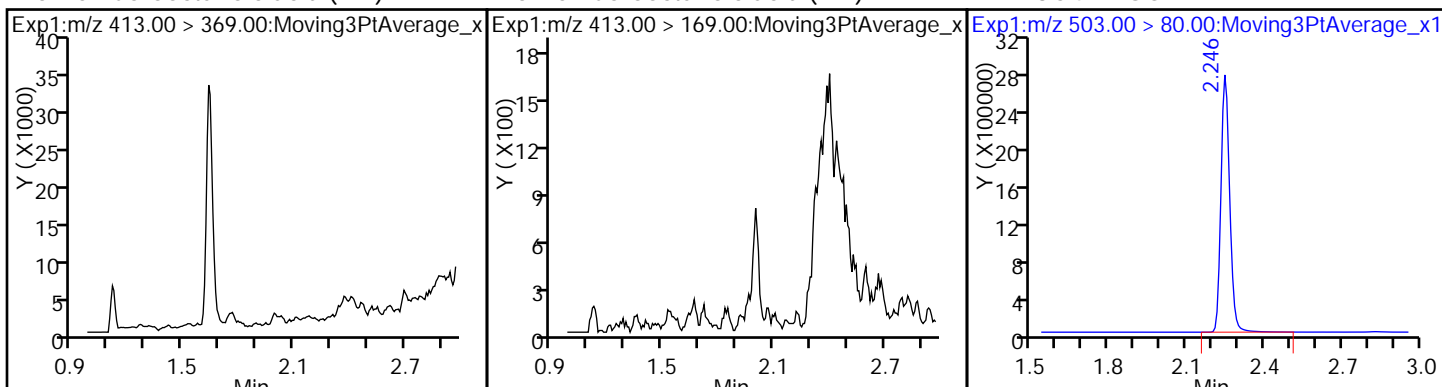
1 Perfluorobutanesulfonic acid (ND) 1 Perfluorobutanesulfonic acid (ND) \$ 2 13C2 PFHxA



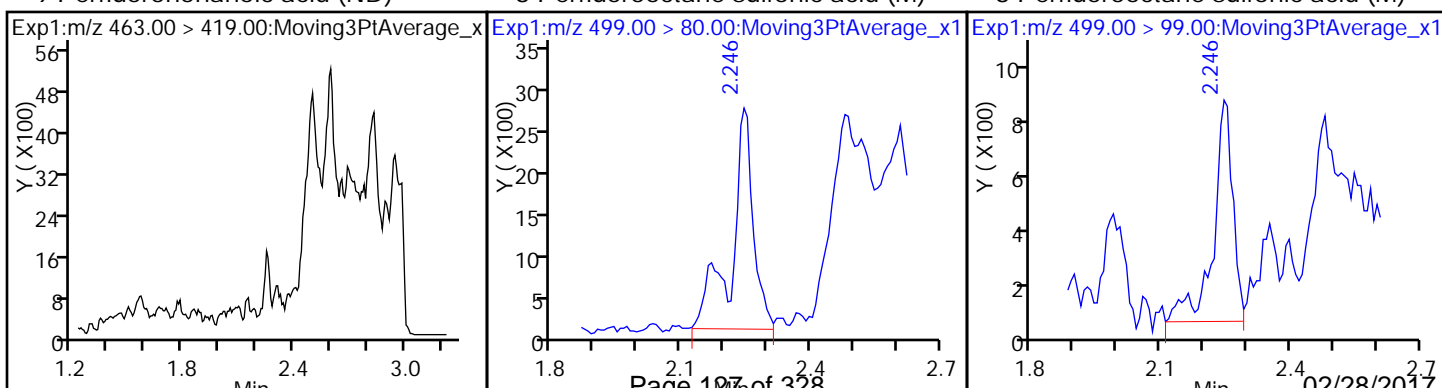
3 Perfluorohexanesulfonic acid (M) 4 Perfluoroheptanoic acid (ND) * 6 13C2-PFOA



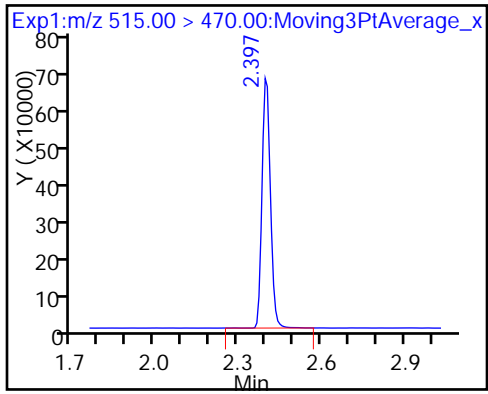
5 Perfluorooctanoic acid (ND) 5 Perfluorooctanoic acid (ND) * 7 13C4 PFOS



9 Perfluorononanoic acid (ND) 8 Perfluorooctane sulfonic acid (M) 8 Perfluorooctane sulfonic acid (M)



\$ 10 13C2 PFDA



TestAmerica Sacramento
Recovery Report

Data File: \\ChromNa\Sacramento\ChromData\A8_N\20170227-40293.b\2017.02.27C_537_013.d
 Lims ID: 320-26006-A-4-A
 Client ID: WI-AF-1FB33-0217
 Sample Type: Client
 Inject. Date: 27-Feb-2017 15:49:47 ALS Bottle#: 11 Worklist Smp#: 13
 Injection Vol: 2.0 ul Dil. Factor: 1.0000
 Sample Info: 320-26006-a-4-a
 Misc. Info.: Plate: 1 Rack: 2
 Operator ID: A8-PC\A8 Instrument ID: A8_N
 Method: \\ChromNa\Sacramento\ChromData\A8_N\20170227-40293.b\537_A8_N.m
 Limit Group: LC 537 ICAL
 Last Update: 27-Feb-2017 16:54:53 Calib Date: 26-Jan-2017 11:25:03
 Integrator: Picker
 Quant Method: Internal Standard Quant By: Initial Calibration
 Last ICal File: \\ChromNA\Sacramento\ChromData\A8_N\20170126-39222.b\2017.01.26_537_CURVE_009.d
 Column 1 : Det: EXP1
 Process Host: XAWRK031

First Level Reviewer: barnettj Date: 27-Feb-2017 16:21:46

Compound	Amount Added	Amount Recovered	% Rec.
\$ 2 13C2 PFHxA	10.0	8.32	83.18
\$ 10 13C2 PFDA	10.0	8.89	88.88

TestAmerica Sacramento

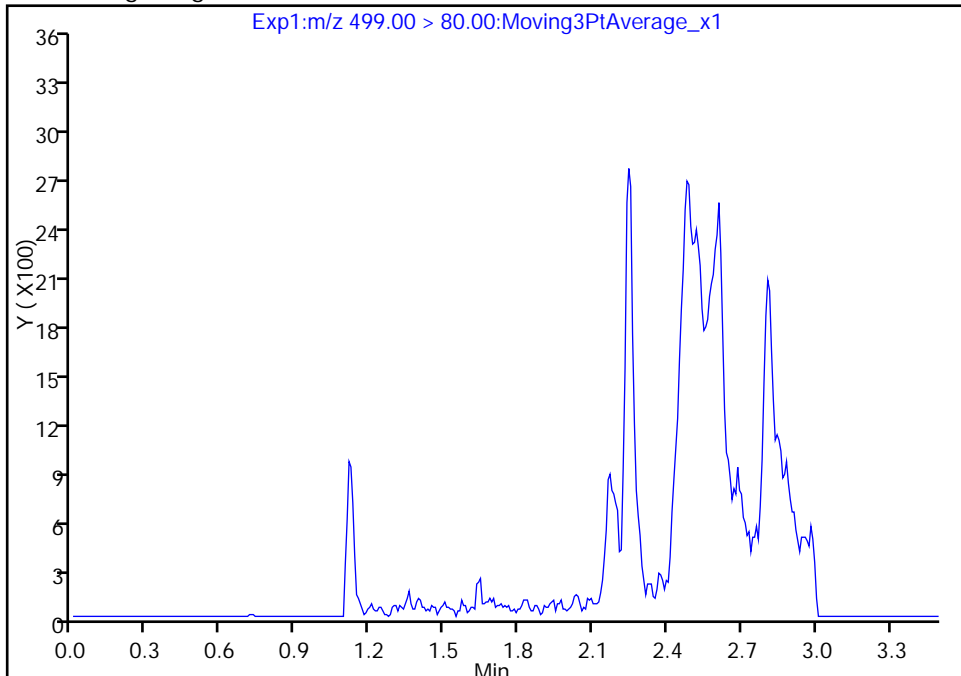
Data File: \\ChromNa\Sacramento\ChromData\A8_N\20170227-40293.b\2017.02.27C_537_013.d
Injection Date: 27-Feb-2017 15:49:47 Instrument ID: A8_N
Lims ID: 320-26006-A-4-A Lab Sample ID: 320-26006-4
Client ID: WI-AF-1FB33-0217
Operator ID: A8-PC\A8 ALS Bottle#: 11 Worklist Smp#: 13
Injection Vol: 2.0 ul Dil. Factor: 1.0000
Method: 537_A8_N Limit Group: LC 537 ICAL
Column: Detector EXP1

8 Perfluorooctane sulfonic acid, CAS: 1763-23-1

Signal: 1

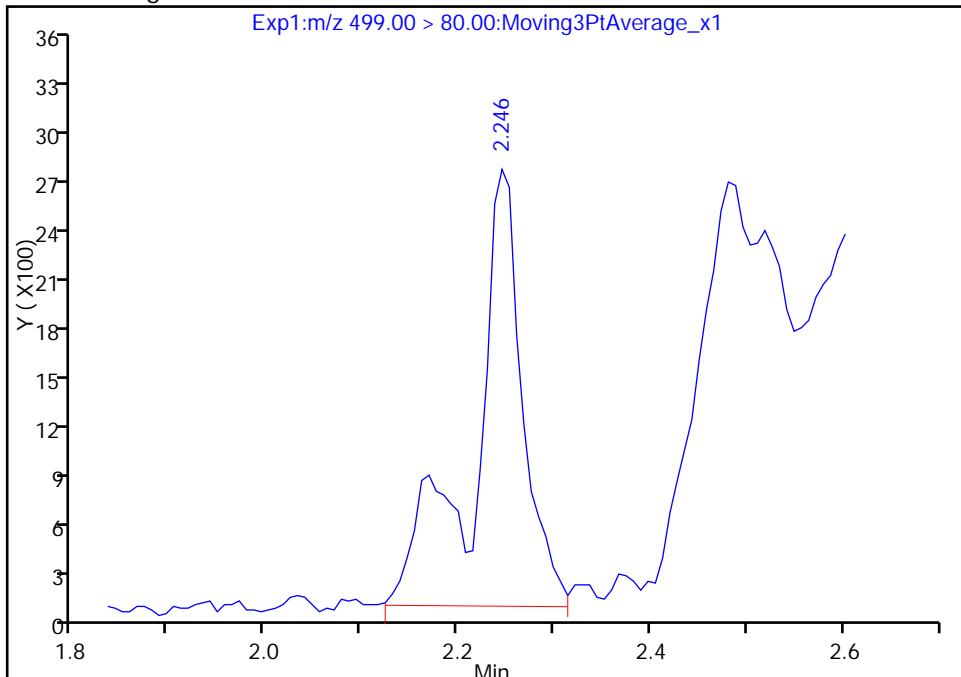
Not Detected
Expected RT: 2.25

Processing Integration Results



Manual Integration Results

RT: 2.25
Area: 9494
Amount: 0.037503
Amount Units: ng/ml



Reviewer: barnettj, 27-Feb-2017 16:54:56
Audit Action: Manually Integrated

Audit Reason: Missed Peak

TestAmerica Sacramento

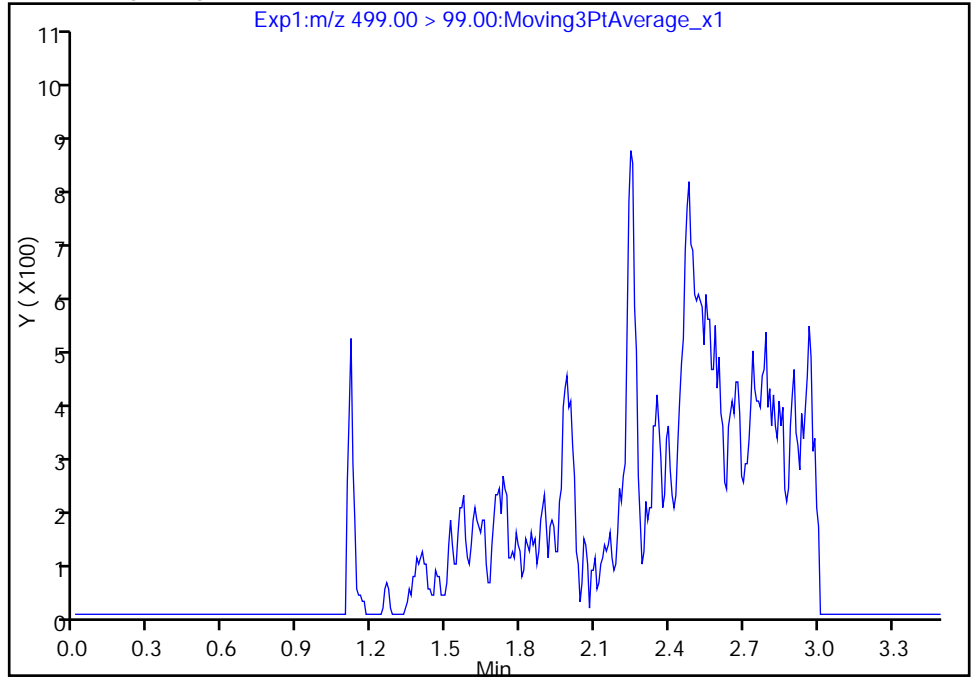
Data File: \\ChromNa\Sacramento\ChromData\A8_N\20170227-40293.b\2017.02.27C_537_013.d
Injection Date: 27-Feb-2017 15:49:47 Instrument ID: A8_N
Lims ID: 320-26006-A-4-A Lab Sample ID: 320-26006-4
Client ID: WI-AF-1FB33-0217
Operator ID: A8-PC\A8 ALS Bottle#: 11 Worklist Smp#: 13
Injection Vol: 2.0 ul Dil. Factor: 1.0000
Method: 537_A8_N Limit Group: LC 537 ICAL
Column: Detector EXP1

8 Perfluorooctane sulfonic acid, CAS: 1763-23-1

Signal: 2

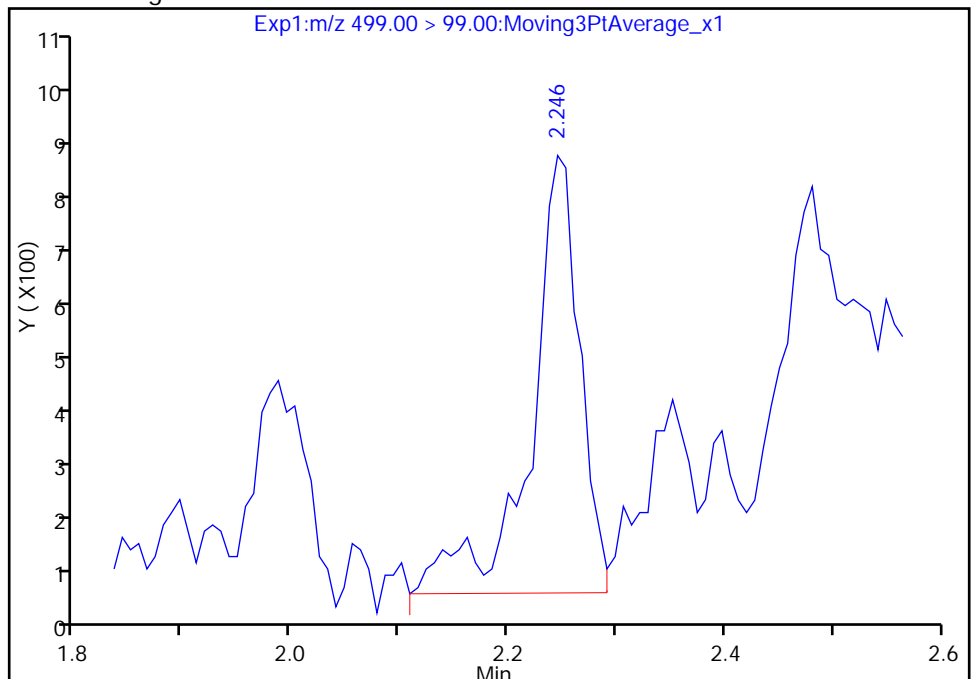
Not Detected
Expected RT: 2.25

Processing Integration Results



Manual Integration Results

RT: 2.25
Area: 2429
Amount: 0.037503
Amount Units: ng/ml



Reviewer: barnettj, 27-Feb-2017 16:54:56

Audit Action: Manually Integrated

Audit Reason: Missed Peak

FORM I
LCMS ORGANICS ANALYSIS DATA SHEET

Lab Name: TestAmerica Sacramento Job No.: 320-26006-1
 SDG No.: _____
 Client Sample ID: WI-AF-1RW34-0217 Lab Sample ID: 320-26006-5
 Matrix: Water Lab File ID: 2017.02.27C_537_014.d
 Analysis Method: 537 Date Collected: 02/21/2017 16:46
 Extraction Method: 537 Date Extracted: 02/25/2017 13:09
 Sample wt/vol: 274.1(mL) Date Analyzed: 02/27/2017 15:54
 Con. Extract Vol.: 1.00(mL) Dilution Factor: 1
 Injection Volume: 2(uL) GC Column: GeminiC18 3x100 ID: 3(mm)
 % Moisture: _____ GPC Cleanup: (Y/N) N
 Analysis Batch No.: 152403 Units: ug/L

CAS NO.	COMPOUND NAME	RESULT	Q	LOQ	LOD	DL
1763-23-1	Perfluorooctanesulfonic acid (PFOS)	0.044	U	0.055	0.044	0.014
335-67-1	Perfluorooctanoic acid (PFOA)	0.022	U	0.027	0.022	0.0086
375-73-5	Perfluorobutanesulfonic acid (PFBS)	0.10	U	0.13	0.10	0.043

CAS NO.	SURROGATE	%REC	Q	LIMITS
STL00993	13C2 PFHxA	83		70-130
STL00996	13C2 PFDA	89		70-130

TestAmerica Sacramento
Target Compound Quantitation Report

Data File: \\ChromNa\Sacramento\ChromData\A8_N\20170227-40293.b\2017.02.27C_537_014.d
 Lims ID: 320-26006-A-5-A
 Client ID: WI-AF-1RW34-0217
 Sample Type: Client
 Inject. Date: 27-Feb-2017 15:54:10 ALS Bottle#: 12 Worklist Smp#: 14
 Injection Vol: 2.0 ul Dil. Factor: 1.0000
 Sample Info: 320-26006-a-5-a
 Misc. Info.: Plate: 1 Rack: 2
 Operator ID: A8-PC\A8 Instrument ID: A8_N
 Method: \\ChromNa\Sacramento\ChromData\A8_N\20170227-40293.b\537_A8_N.m
 Limit Group: LC 537 ICAL
 Last Update: 27-Feb-2017 16:54:53 Calib Date: 26-Jan-2017 11:25:03
 Integrator: Picker
 Quant Method: Internal Standard Quant By: Initial Calibration
 Last ICal File: \\ChromNA\Sacramento\ChromData\A8_N\20170126-39222.b\2017.01.26_537_CURVE_009.d
 Column 1 : Det: EXP1
 Process Host: XAWRK031

First Level Reviewer: barnettj Date: 27-Feb-2017 16:25:05

Signal	RT	EXP RT	DLT RT	REL RT	Response	Amount ng/ml	Ratio(Limits)	S/N	Flags
--------	----	--------	--------	--------	----------	--------------	---------------	-----	-------

\$ 2 13C2 PFHxA	315.00 > 270.00	1.639	1.638	0.001	1.000	2233724	8.26	5561	
* 6 13C2-PFOA	415.00 > 370.00	2.003	1.979	0.024		2505696	10.0	5445	
* 7 13C4 PFOS	503.00 > 80.00	2.246	2.220	0.026		6505454	28.7	5472	
\$ 10 13C2 PFDA	515.00 > 470.00	2.397	2.384	0.013	1.000	1432332	8.85	3686	

TestAmerica Sacramento

Data File: \\ChromNa\Sacramento\ChromData\A8_N\20170227-40293.b\2017.02.27C_537_014.d

Injection Date: 27-Feb-2017 15:54:10

Instrument ID: A8_N

Lims ID: 320-26006-A-5-A

Lab Sample ID: 320-26006-5

Client ID: WI-AF-1RW34-0217

Operator ID: A8-PC\A8

ALS Bottle#: 12

Worklist Smp#: 14

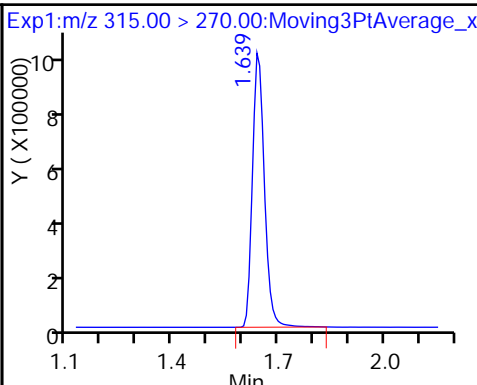
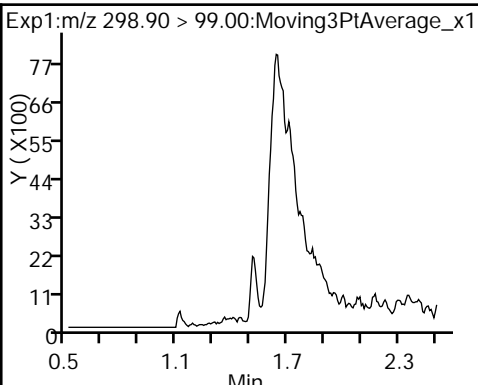
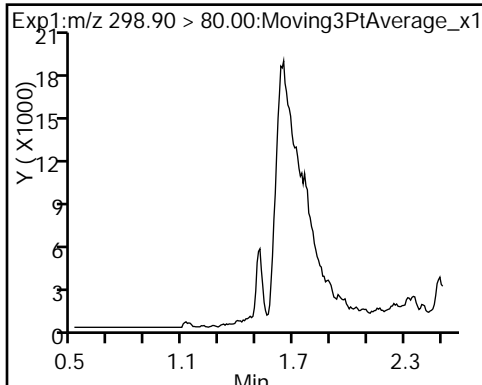
Injection Vol: 2.0 ul

Dil. Factor: 1.0000

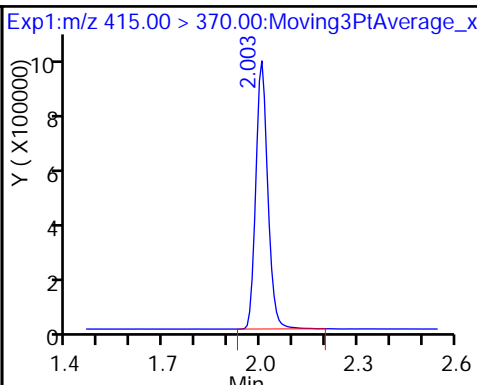
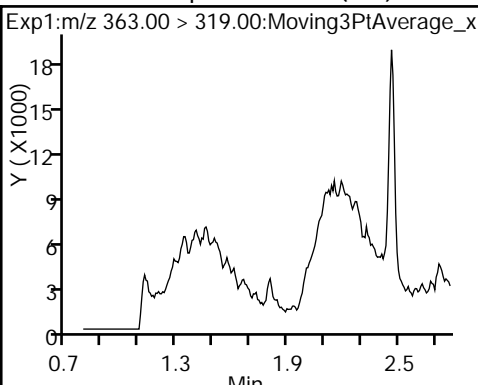
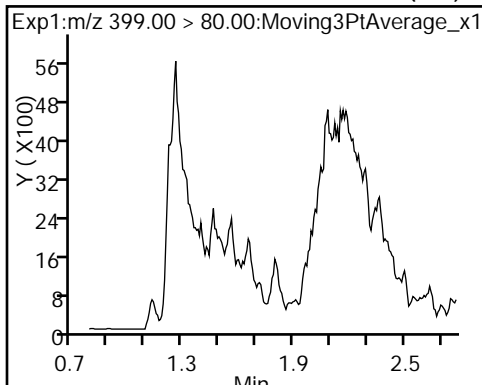
Method: 537_A8_N

Limit Group: LC 537 ICAL

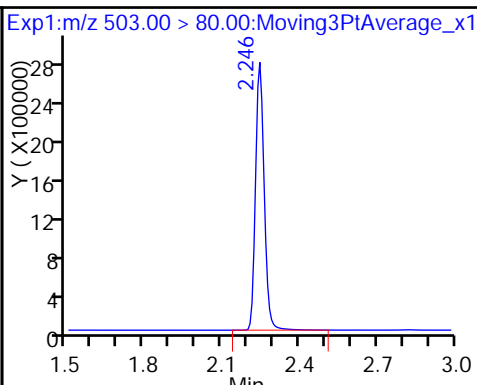
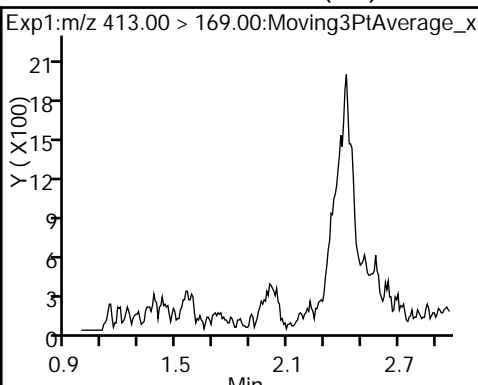
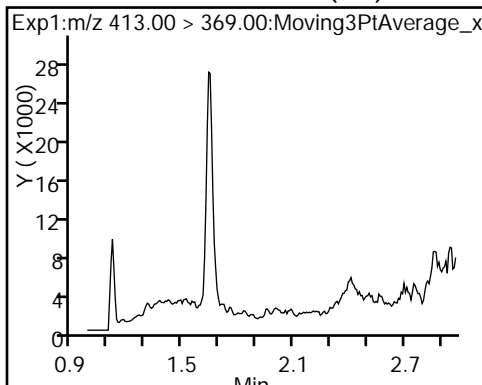
1 Perfluorobutanesulfonic acid (ND) 1 Perfluorobutanesulfonic acid (ND) \$ 2 13C2 PFHxA



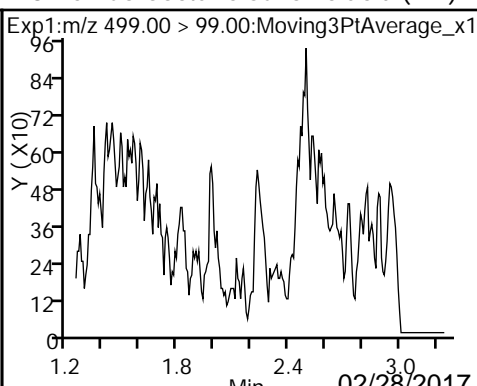
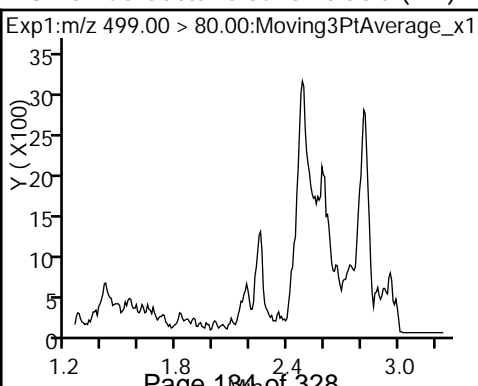
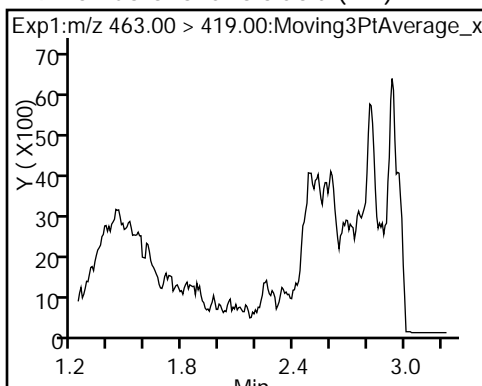
3 Perfluorohexanesulfonic acid (ND) 4 Perfluoroheptanoic acid (ND) * 6 13C2-PFOA



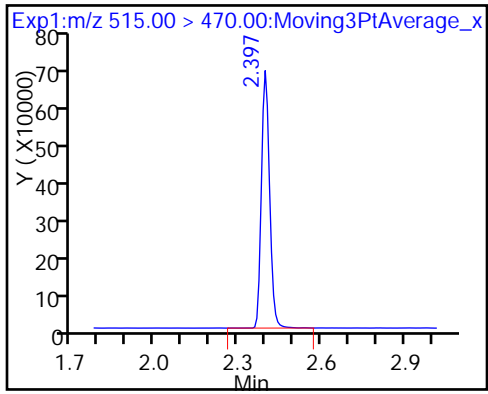
5 Perfluorooctanoic acid (ND) 5 Perfluorooctanoic acid (ND) * 7 13C4 PFOS



9 Perfluorononanoic acid (ND) 8 Perfluorooctane sulfonic acid (ND) 8 Perfluorooctane sulfonic acid (ND)



\$ 10 13C2 PFDA



TestAmerica Sacramento
Recovery Report

Data File: \\ChromNa\Sacramento\ChromData\A8_N\20170227-40293.b\2017.02.27C_537_014.d
 Lims ID: 320-26006-A-5-A
 Client ID: WI-AF-1RW34-0217
 Sample Type: Client
 Inject. Date: 27-Feb-2017 15:54:10 ALS Bottle#: 12 Worklist Smp#: 14
 Injection Vol: 2.0 ul Dil. Factor: 1.0000
 Sample Info: 320-26006-a-5-a
 Misc. Info.: Plate: 1 Rack: 2
 Operator ID: A8-PC\A8 Instrument ID: A8_N
 Method: \\ChromNa\Sacramento\ChromData\A8_N\20170227-40293.b\537_A8_N.m
 Limit Group: LC 537 ICAL
 Last Update: 27-Feb-2017 16:54:53 Calib Date: 26-Jan-2017 11:25:03
 Integrator: Picker
 Quant Method: Internal Standard Quant By: Initial Calibration
 Last ICal File: \\ChromNA\Sacramento\ChromData\A8_N\20170126-39222.b\2017.01.26_537_CURVE_009.d
 Column 1 : Det: EXP1
 Process Host: XAWRK031

First Level Reviewer: barnettj Date: 27-Feb-2017 16:25:05

Compound	Amount Added	Amount Recovered	% Rec.
\$ 2 13C2 PFHxA	10.0	8.26	82.61
\$ 10 13C2 PFDA	10.0	8.85	88.54

FORM I
LCMS ORGANICS ANALYSIS DATA SHEET

Lab Name: TestAmerica Sacramento Job No.: 320-26006-1
 SDG No.: _____
 Client Sample ID: WI-AF-1FB34-0217 Lab Sample ID: 320-26006-6
 Matrix: Water Lab File ID: 2017.02.27C_537_015.d
 Analysis Method: 537 Date Collected: 02/21/2017 16:47
 Extraction Method: 537 Date Extracted: 02/25/2017 13:09
 Sample wt/vol: 282.3(mL) Date Analyzed: 02/27/2017 15:58
 Con. Extract Vol.: 1.00(mL) Dilution Factor: 1
 Injection Volume: 2(uL) GC Column: GeminiC18 3x100 ID: 3(mm)
 % Moisture: _____ GPC Cleanup: (Y/N) N
 Analysis Batch No.: 152403 Units: ug/L

CAS NO.	COMPOUND NAME	RESULT	Q	LOQ	LOD	DL
1763-23-1	Perfluorooctanesulfonic acid (PFOS)	0.043	U	0.053	0.043	0.014
335-67-1	Perfluorooctanoic acid (PFOA)	0.021	U	0.027	0.021	0.0083
375-73-5	Perfluorobutanesulfonic acid (PFBS)	0.097	U	0.12	0.097	0.042

CAS NO.	SURROGATE	%REC	Q	LIMITS
STL00993	13C2 PFHxA	92		70-130
STL00996	13C2 PFDA	97		70-130

TestAmerica Sacramento
Target Compound Quantitation Report

Data File: \\ChromNa\Sacramento\ChromData\A8_N\20170227-40293.b\2017.02.27C_537_015.d
 Lims ID: 320-26006-A-6-A
 Client ID: WI-AF-1FB34-0217
 Sample Type: Client
 Inject. Date: 27-Feb-2017 15:58:35 ALS Bottle#: 13 Worklist Smp#: 15
 Injection Vol: 2.0 ul Dil. Factor: 1.0000
 Sample Info: 320-26006-a-6-a
 Misc. Info.: Plate: 1 Rack: 2
 Operator ID: A8-PC\A8 Instrument ID: A8_N
 Method: \\ChromNa\Sacramento\ChromData\A8_N\20170227-40293.b\537_A8_N.m
 Limit Group: LC 537 ICAL
 Last Update: 27-Feb-2017 16:54:53 Calib Date: 26-Jan-2017 11:25:03
 Integrator: Picker
 Quant Method: Internal Standard Quant By: Initial Calibration
 Last ICal File: \\ChromNA\Sacramento\ChromData\A8_N\20170126-39222.b\2017.01.26_537_CURVE_009.d
 Column 1 : Det: EXP1
 Process Host: XAWRK031

First Level Reviewer: barnettj Date: 27-Feb-2017 16:25:16

Signal	RT	EXP RT	DLT RT	REL RT	Response	Amount ng/ml	Ratio(Limits)	S/N	Flags
--------	----	--------	--------	--------	----------	--------------	---------------	-----	-------

\$ 2 13C2 PFHxA	315.00 > 270.00	1.639	1.638	0.001	1.000	2384971	9.16	6063	
* 6 13C2-PFOA	415.00 > 370.00	2.003	1.979	0.024		2413525	10.0	4655	
* 7 13C4 PFOS	503.00 > 80.00	2.246	2.220	0.026		6557107	28.7	6360	
\$ 10 13C2 PFDA	515.00 > 470.00	2.397	2.384	0.013	1.000	1516966	9.74	3287	

TestAmerica Sacramento

Data File: \\ChromNa\Sacramento\ChromData\A8_N\20170227-40293.b\2017.02.27C_537_015.d

Injection Date: 27-Feb-2017 15:58:35

Instrument ID: A8_N

Lims ID: 320-26006-A-6-A

Lab Sample ID: 320-26006-6

Client ID: WI-AF-1FB34-0217

Operator ID: A8-PC\A8

ALS Bottle#: 13

Worklist Smp#: 15

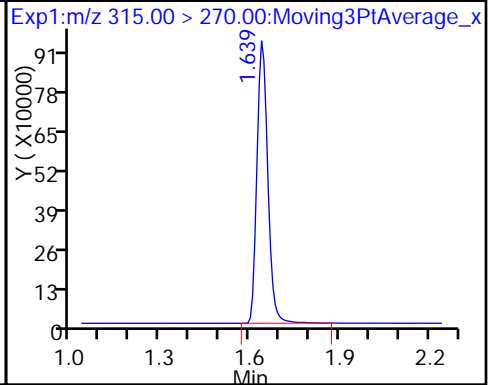
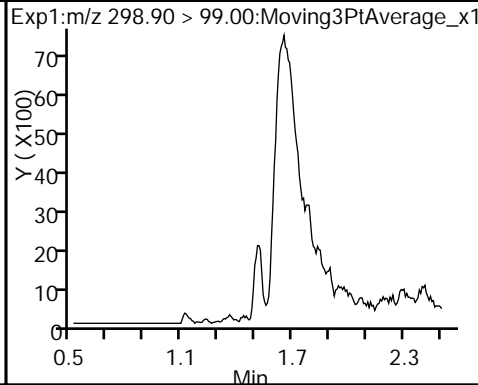
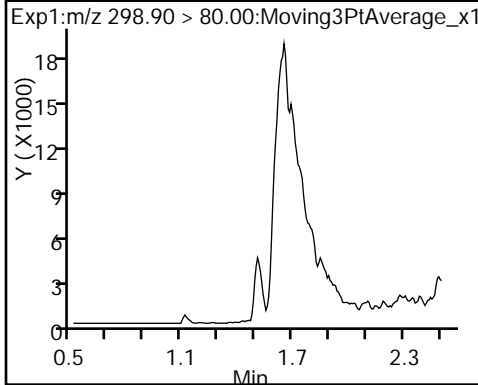
Injection Vol: 2.0 ul

Dil. Factor: 1.0000

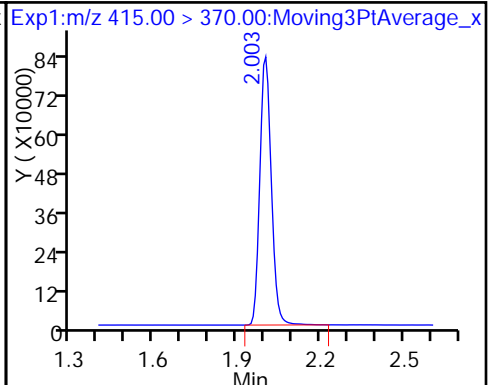
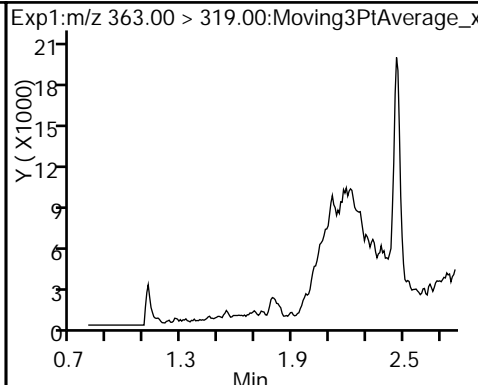
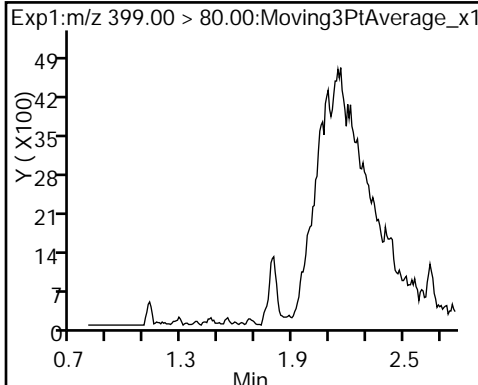
Method: 537_A8_N

Limit Group: LC 537 ICAL

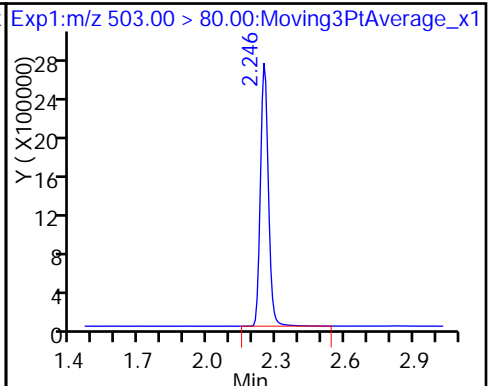
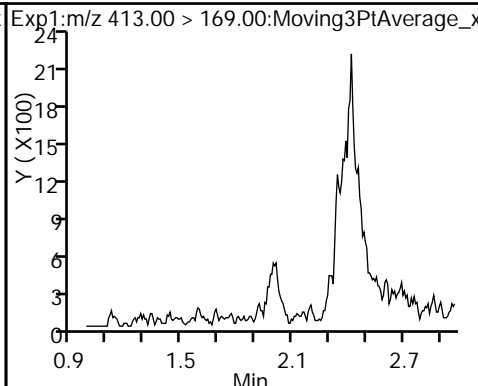
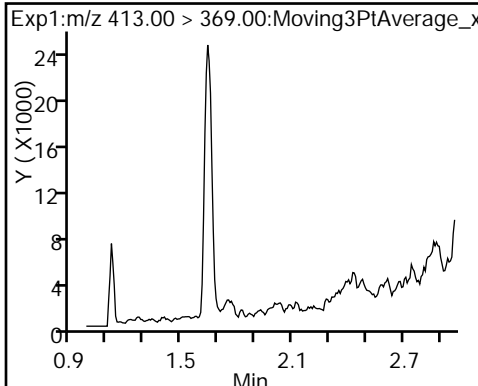
1 Perfluorobutanesulfonic acid (ND) 1 Perfluorobutanesulfonic acid (ND) \$ 2 13C2 PFHxA



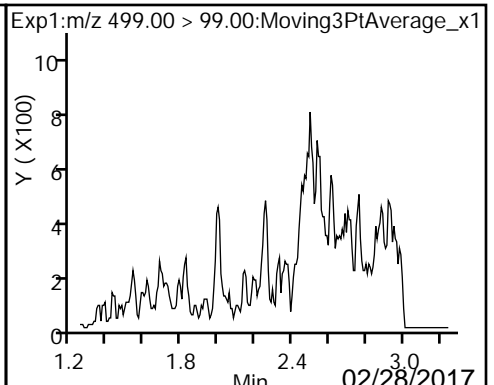
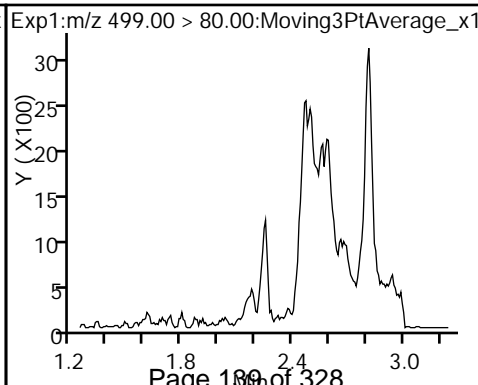
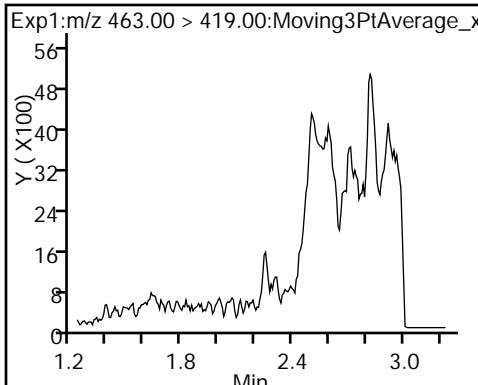
3 Perfluorohexanesulfonic acid (ND) 4 Perfluoroheptanoic acid (ND) * 6 13C2-PFOA



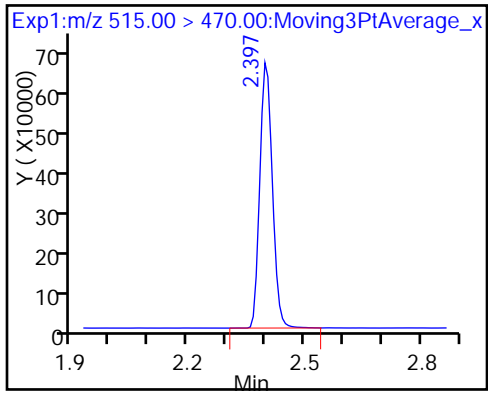
5 Perfluorooctanoic acid (ND) 5 Perfluorooctanoic acid (ND) * 7 13C4 PFOS



9 Perfluorononanoic acid (ND) 8 Perfluorooctane sulfonic acid (ND) 8 Perfluorooctane sulfonic acid (ND)



\$ 10 13C2 PFDA



TestAmerica Sacramento
Recovery Report

Data File: \\ChromNa\Sacramento\ChromData\A8_N\20170227-40293.b\2017.02.27C_537_015.d
 Lims ID: 320-26006-A-6-A
 Client ID: WI-AF-1FB34-0217
 Sample Type: Client
 Inject. Date: 27-Feb-2017 15:58:35 ALS Bottle#: 13 Worklist Smp#: 15
 Injection Vol: 2.0 ul Dil. Factor: 1.0000
 Sample Info: 320-26006-a-6-a
 Misc. Info.: Plate: 1 Rack: 2
 Operator ID: A8-PC\A8 Instrument ID: A8_N
 Method: \\ChromNa\Sacramento\ChromData\A8_N\20170227-40293.b\537_A8_N.m
 Limit Group: LC 537 ICAL
 Last Update: 27-Feb-2017 16:54:53 Calib Date: 26-Jan-2017 11:25:03
 Integrator: Picker
 Quant Method: Internal Standard Quant By: Initial Calibration
 Last ICal File: \\ChromNA\Sacramento\ChromData\A8_N\20170126-39222.b\2017.01.26_537_CURVE_009.d
 Column 1 : Det: EXP1
 Process Host: XAWRK031

First Level Reviewer: barnettj Date: 27-Feb-2017 16:25:16

Compound	Amount Added	Amount Recovered	% Rec.
\$ 2 13C2 PFHxA	10.0	9.16	91.57
\$ 10 13C2 PFDA	10.0	9.74	97.35

FORM I
LCMS ORGANICS ANALYSIS DATA SHEET

Lab Name: TestAmerica Sacramento Job No.: 320-26006-1
 SDG No.: _____
 Client Sample ID: WI-AF-1RW35-0217 Lab Sample ID: 320-26006-7
 Matrix: Water Lab File ID: 2017.02.27C_537_016.d
 Analysis Method: 537 Date Collected: 02/22/2017 09:20
 Extraction Method: 537 Date Extracted: 02/25/2017 13:09
 Sample wt/vol: 270.8 (mL) Date Analyzed: 02/27/2017 16:02
 Con. Extract Vol.: 1.00 (mL) Dilution Factor: 1
 Injection Volume: 2 (uL) GC Column: GeminiC18 3x100 ID: 3 (mm)
 % Moisture: _____ GPC Cleanup: (Y/N) N
 Analysis Batch No.: 152403 Units: ug/L

CAS NO.	COMPOUND NAME	RESULT	Q	LOQ	LOD	DL
1763-23-1	Perfluorooctanesulfonic acid (PFOS)	0.044	U M	0.055	0.044	0.014
335-67-1	Perfluorooctanoic acid (PFOA)	0.022	U	0.028	0.022	0.0087
375-73-5	Perfluorobutanesulfonic acid (PFBS)	0.10	U	0.13	0.10	0.044

CAS NO.	SURROGATE	%REC	Q	LIMITS
STL00993	13C2 PFHxA	82		70-130
STL00996	13C2 PFDA	92		70-130

TestAmerica Sacramento
Target Compound Quantitation Report

Data File: \\ChromNa\Sacramento\ChromData\A8_N\20170227-40293.b\2017.02.27C_537_016.d
 Lims ID: 320-26006-A-7-A
 Client ID: WI-AF-1RW35-0217
 Sample Type: Client
 Inject. Date: 27-Feb-2017 16:02:59 ALS Bottle#: 14 Worklist Smp#: 16
 Injection Vol: 2.0 ul Dil. Factor: 1.0000
 Sample Info: 320-26006-a-7-a
 Misc. Info.: Plate: 1 Rack: 2
 Operator ID: A8-PC\A8 Instrument ID: A8_N
 Method: \\ChromNa\Sacramento\ChromData\A8_N\20170227-40293.b\537_A8_N.m
 Limit Group: LC 537 ICAL
 Last Update: 27-Feb-2017 16:54:53 Calib Date: 26-Jan-2017 11:25:03
 Integrator: Picker
 Quant Method: Internal Standard Quant By: Initial Calibration
 Last ICal File: \\ChromNA\Sacramento\ChromData\A8_N\20170126-39222.b\2017.01.26_537_CURVE_009.d
 Column 1 : Det: EXP1
 Process Host: XAWRK031

First Level Reviewer: barnettj Date: 27-Feb-2017 16:25:52

Signal	RT	EXP RT	DLT RT	REL RT	Response	Amount ng/ml	Ratio(Limits)	S/N	Flags
--------	----	--------	--------	--------	----------	--------------	---------------	-----	-------

\$ 2 13C2 PFHxA	315.00 > 270.00	1.654	1.638	0.016	1.000	2257933	8.18	5114	
* 6 13C2-PFOA	415.00 > 370.00	2.011	1.979	0.032		2556784	10.0	4693	
5 Perfluorooctanoic acid	413.00 > 369.00	2.011	1.980	0.031	1.000	39772	0.1682	2.6	
	413.00 > 169.00	2.011	1.980	0.031	1.000	22753	1.75(0.00-0.00)	19.0	
* 7 13C4 PFOS	503.00 > 80.00	2.253	2.220	0.033		6681017	28.7	4724	
8 Perfluorooctane sulfonic acid	499.00 > 80.00	2.253	2.246	0.007	1.000	37052	0.1425	13.2	M
	499.00 > 99.00	2.253	2.246	0.007	1.000	8085	4.58(0.00-0.00)	6.4	M
\$ 10 13C2 PFDA	515.00 > 470.00	2.405	2.384	0.021	1.000	1513669	9.17	3827	

QC Flag Legend

Review Flags

M - Manually Integrated

TestAmerica Sacramento

Data File: \\ChromNa\Sacramento\ChromData\A8_N\20170227-40293.b\2017.02.27C_537_016.d

Injection Date: 27-Feb-2017 16:02:59

Instrument ID: A8_N

Lims ID: 320-26006-A-7-A

Lab Sample ID: 320-26006-7

Client ID: WI-AF-1RW35-0217

Operator ID: A8-PC\A8

ALS Bottle#: 14

Worklist Smp#: 16

Injection Vol: 2.0 ul

Dil. Factor: 1.0000

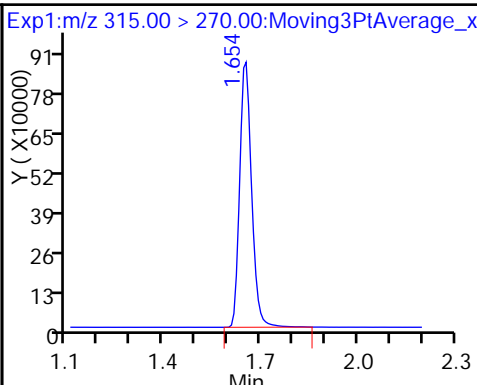
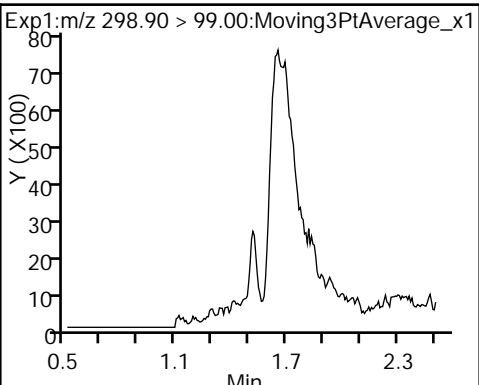
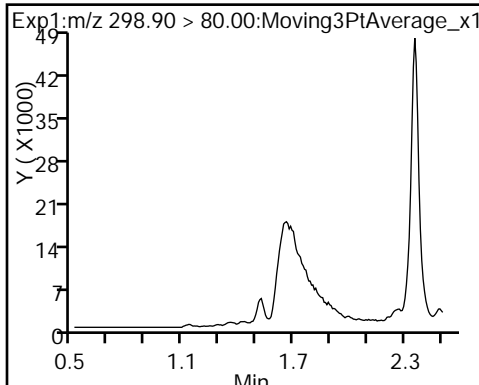
Method: 537_A8_N

Limit Group: LC 537 ICAL

1 Perfluorobutanesulfonic acid (ND)

1 Perfluorobutanesulfonic acid (ND)

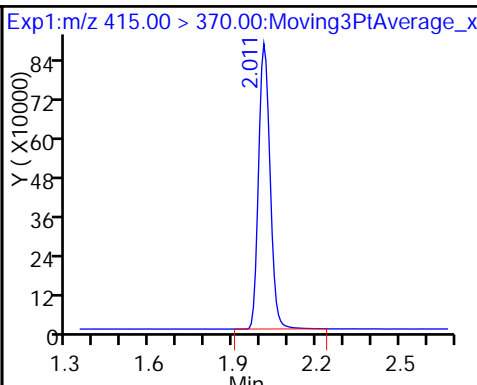
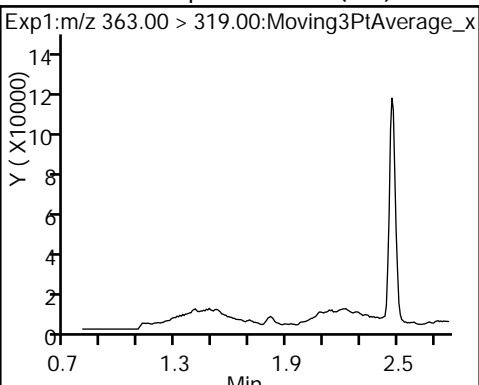
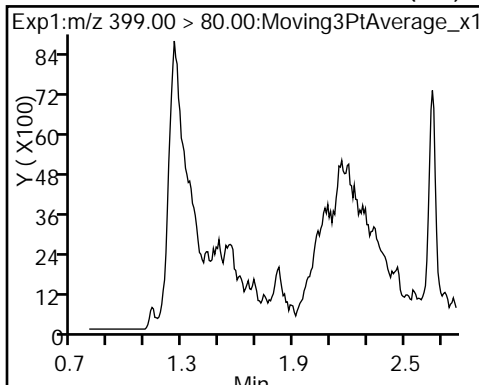
\$ 2 13C2 PFHxA



3 Perfluorohexanesulfonic acid (ND)

4 Perfluoroheptanoic acid (ND)

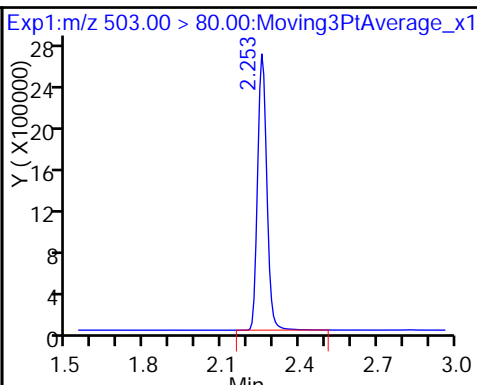
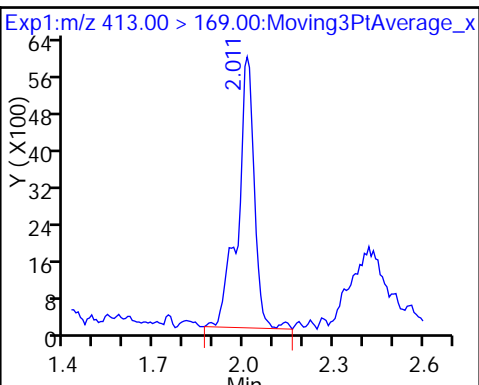
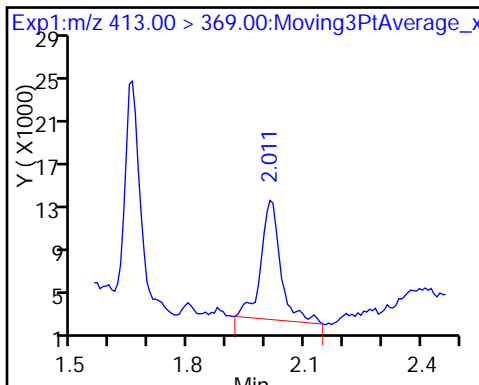
* 6 13C2-PFOA



5 Perfluorooctanoic acid

5 Perfluorooctanoic acid

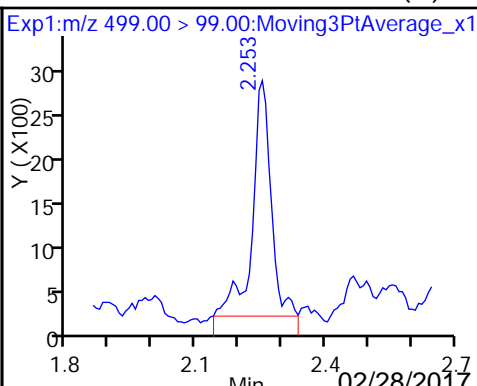
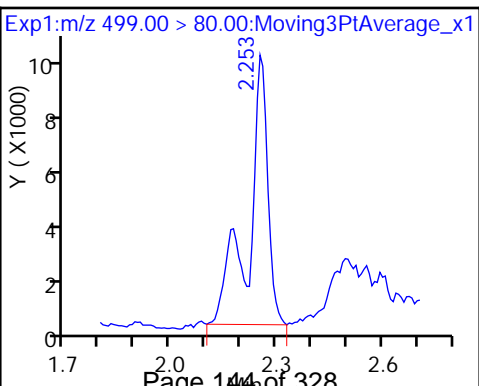
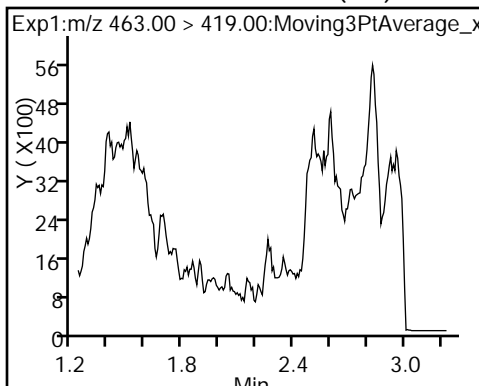
* 7 13C4 PFOS



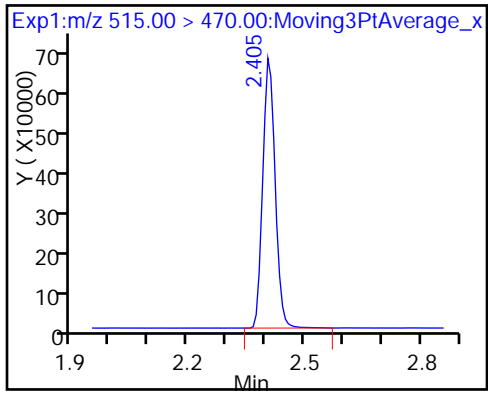
9 Perfluorononanoic acid (ND)

8 Perfluorooctane sulfonic acid

8 Perfluorooctane sulfonic acid (M)



\$ 10 13C2 PFDA



TestAmerica Sacramento
Recovery Report

Data File: \\ChromNa\Sacramento\ChromData\A8_N\20170227-40293.b\2017.02.27C_537_016.d
 Lims ID: 320-26006-A-7-A
 Client ID: WI-AF-1RW35-0217
 Sample Type: Client
 Inject. Date: 27-Feb-2017 16:02:59 ALS Bottle#: 14 Worklist Smp#: 16
 Injection Vol: 2.0 ul Dil. Factor: 1.0000
 Sample Info: 320-26006-a-7-a
 Misc. Info.: Plate: 1 Rack: 2
 Operator ID: A8-PC\A8 Instrument ID: A8_N
 Method: \\ChromNa\Sacramento\ChromData\A8_N\20170227-40293.b\537_A8_N.m
 Limit Group: LC 537 ICAL
 Last Update: 27-Feb-2017 16:54:53 Calib Date: 26-Jan-2017 11:25:03
 Integrator: Picker
 Quant Method: Internal Standard Quant By: Initial Calibration
 Last ICal File: \\ChromNA\Sacramento\ChromData\A8_N\20170126-39222.b\2017.01.26_537_CURVE_009.d
 Column 1 : Det: EXP1
 Process Host: XAWRK031

First Level Reviewer: barnettj Date: 27-Feb-2017 16:25:52

Compound	Amount Added	Amount Recovered	% Rec.
\$ 2 13C2 PFHxA	10.0	8.18	81.83
\$ 10 13C2 PFDA	10.0	9.17	91.70

TestAmerica Sacramento

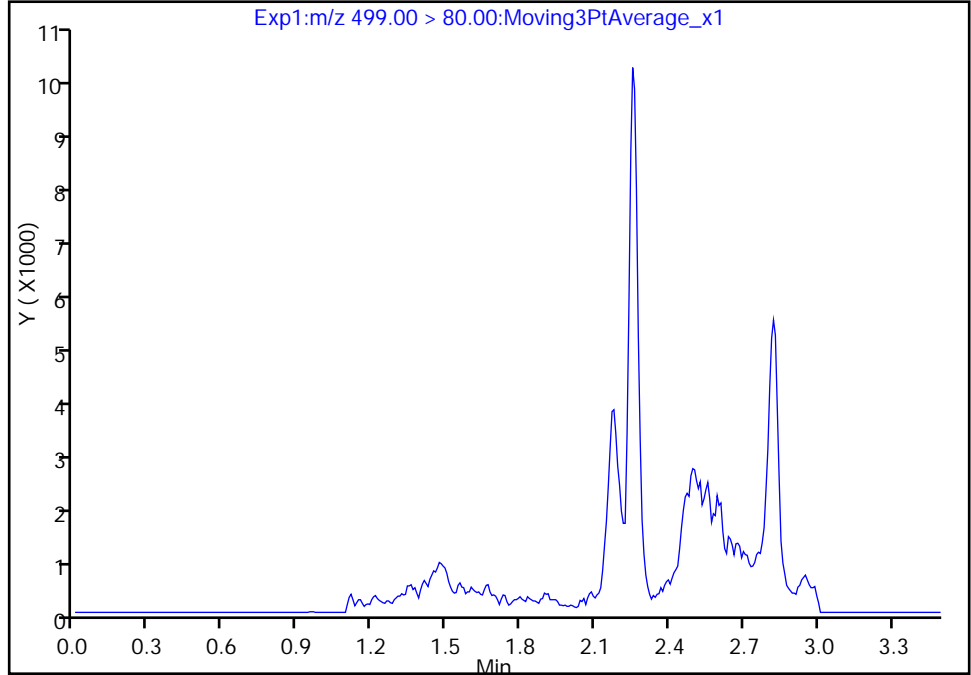
Data File: \\ChromNa\Sacramento\ChromData\A8_N\20170227-40293.b\2017.02.27C_537_016.d
Injection Date: 27-Feb-2017 16:02:59 Instrument ID: A8_N
Lims ID: 320-26006-A-7-A Lab Sample ID: 320-26006-7
Client ID: WI-AF-1RW35-0217
Operator ID: A8-PC\A8 ALS Bottle#: 14 Worklist Smp#: 16
Injection Vol: 2.0 ul Dil. Factor: 1.0000
Method: 537_A8_N Limit Group: LC 537 ICAL
Column: Detector EXP1

8 Perfluorooctane sulfonic acid, CAS: 1763-23-1

Signal: 1

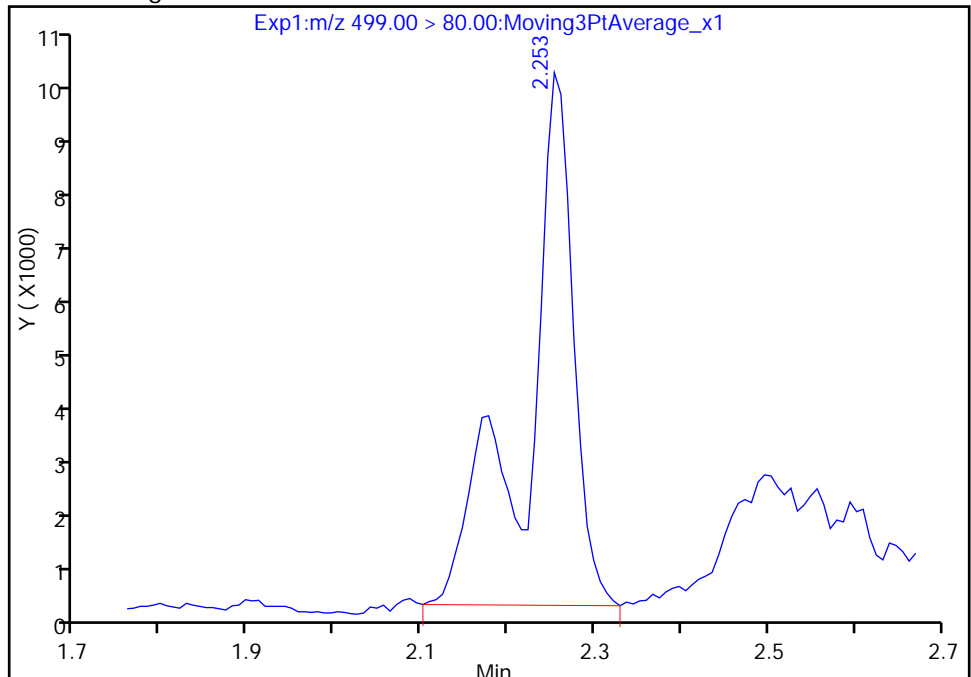
Not Detected
Expected RT: 2.25

Processing Integration Results



Manual Integration Results

RT: 2.25
Area: 37052
Amount: 0.142468
Amount Units: ng/ml



Reviewer: barnettj, 27-Feb-2017 16:55:02
Audit Action: Assigned Compound ID

Audit Reason: Missed Peak

TestAmerica Sacramento

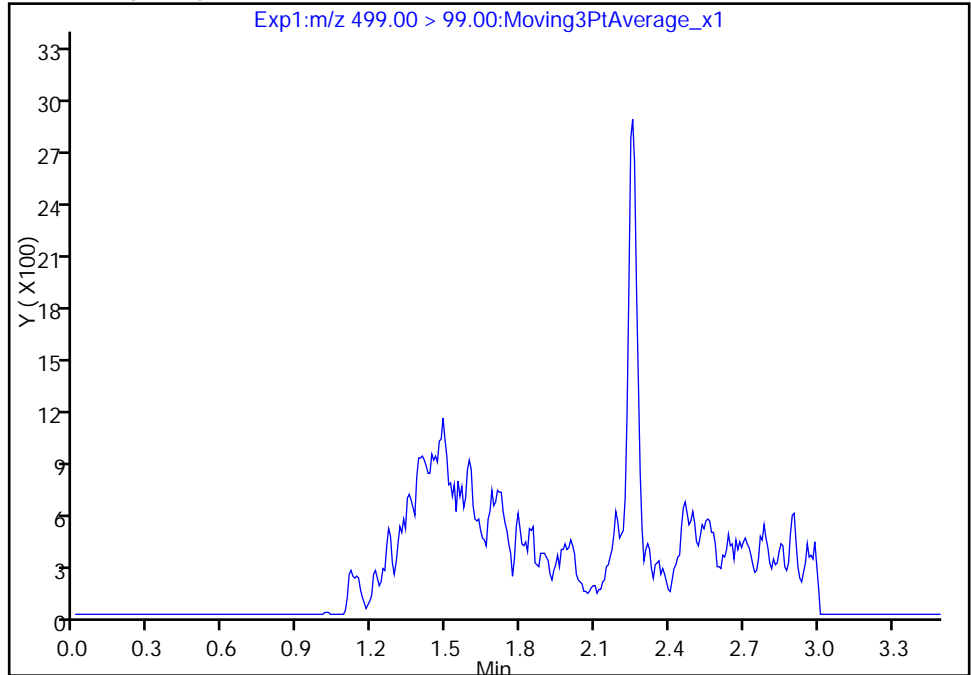
Data File: \\ChromNa\Sacramento\ChromData\A8_N\20170227-40293.b\2017.02.27C_537_016.d
Injection Date: 27-Feb-2017 16:02:59 Instrument ID: A8_N
Lims ID: 320-26006-A-7-A Lab Sample ID: 320-26006-7
Client ID: WI-AF-1RW35-0217
Operator ID: A8-PC\A8 ALS Bottle#: 14 Worklist Smp#: 16
Injection Vol: 2.0 ul Dil. Factor: 1.0000
Method: 537_A8_N Limit Group: LC 537 ICAL
Column: Detector EXP1

8 Perfluorooctane sulfonic acid, CAS: 1763-23-1

Signal: 2

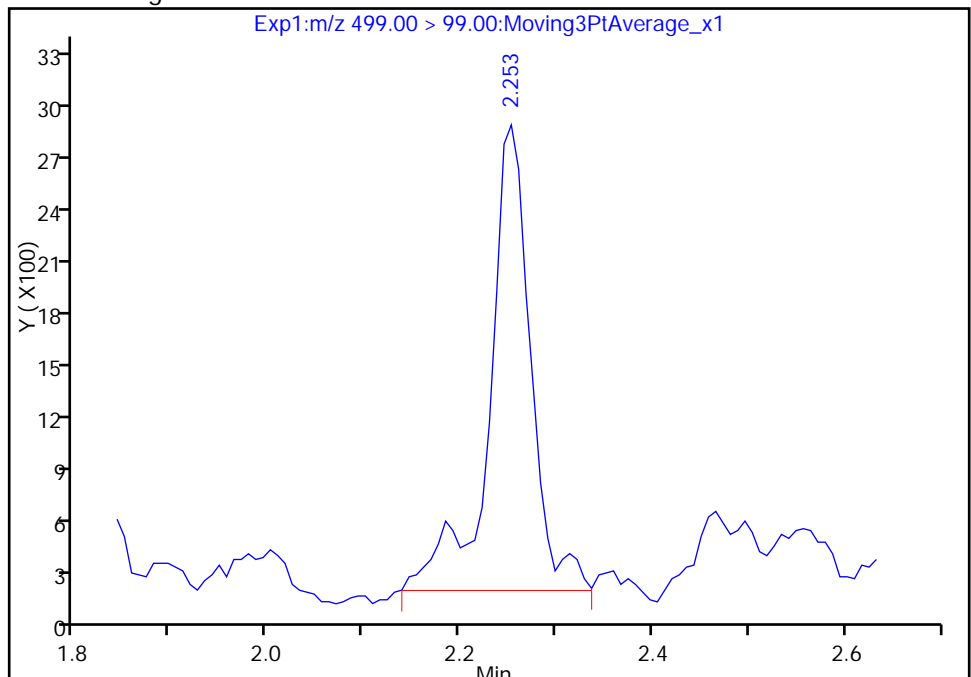
Not Detected
Expected RT: 2.25

Processing Integration Results



Manual Integration Results

RT: 2.25
Area: 8085
Amount: 0.142468
Amount Units: ng/ml



Reviewer: barnettj, 27-Feb-2017 16:55:02

Audit Action: Manually Integrated

Audit Reason: Missed Peak

FORM I
LCMS ORGANICS ANALYSIS DATA SHEET

Lab Name: TestAmerica Sacramento Job No.: 320-26006-1
 SDG No.: _____
 Client Sample ID: WI-AF-1FB35-0217 Lab Sample ID: 320-26006-8
 Matrix: Water Lab File ID: 2017.02.27C_537_017.d
 Analysis Method: 537 Date Collected: 02/22/2017 09:21
 Extraction Method: 537 Date Extracted: 02/25/2017 13:09
 Sample wt/vol: 280.2 (mL) Date Analyzed: 02/27/2017 16:07
 Con. Extract Vol.: 1.00 (mL) Dilution Factor: 1
 Injection Volume: 2 (uL) GC Column: GeminiC18 3x100 ID: 3 (mm)
 % Moisture: _____ GPC Cleanup: (Y/N) N
 Analysis Batch No.: 152403 Units: ug/L

CAS NO.	COMPOUND NAME	RESULT	Q	LOQ	LOD	DL
1763-23-1	Perfluorooctanesulfonic acid (PFOS)	0.043	U	0.054	0.043	0.014
335-67-1	Perfluorooctanoic acid (PFOA)	0.021	U	0.027	0.021	0.0084
375-73-5	Perfluorobutanesulfonic acid (PFBS)	0.098	U	0.12	0.098	0.042

CAS NO.	SURROGATE	%REC	Q	LIMITS
STL00993	13C2 PFHxA	84		70-130
STL00996	13C2 PFDA	87		70-130

TestAmerica Sacramento
Target Compound Quantitation Report

Data File: \\ChromNa\Sacramento\ChromData\A8_N\20170227-40293.b\2017.02.27C_537_017.d
 Lims ID: 320-26006-A-8-A
 Client ID: WI-AF-1FB35-0217
 Sample Type: Client
 Inject. Date: 27-Feb-2017 16:07:23 ALS Bottle#: 15 Worklist Smp#: 17
 Injection Vol: 2.0 ul Dil. Factor: 1.0000
 Sample Info: 320-26006-a-8-a
 Misc. Info.: Plate: 1 Rack: 2
 Operator ID: A8-PC\A8 Instrument ID: A8_N
 Method: \\ChromNa\Sacramento\ChromData\A8_N\20170227-40293.b\537_A8_N.m
 Limit Group: LC 537 ICAL
 Last Update: 27-Feb-2017 16:54:53 Calib Date: 26-Jan-2017 11:25:03
 Integrator: Picker
 Quant Method: Internal Standard Quant By: Initial Calibration
 Last ICal File: \\ChromNA\Sacramento\ChromData\A8_N\20170126-39222.b\2017.01.26_537_CURVE_009.d
 Column 1 : Det: EXP1
 Process Host: XAWRK031

First Level Reviewer: barnettj Date: 27-Feb-2017 16:26:06

Signal	RT	EXP RT	DLT RT	REL RT	Response	Amount ng/ml	Ratio(Limits)	S/N	Flags
\$ 2 13C2 PFHxA	315.00 > 270.00	1.654	1.638	0.016	1.000	2302665	8.36	5072	
* 6 13C2-PFOA	415.00 > 370.00	2.011	1.979	0.032		2553290	10.0	4457	
* 7 13C4 PFOS	503.00 > 80.00	2.253	2.220	0.033		6518191	28.7	6503	
\$ 10 13C2 PFDA	515.00 > 470.00	2.405	2.384	0.021	1.000	1434645	8.70	2877	

TestAmerica Sacramento

Data File: \\ChromNa\Sacramento\ChromData\A8_N\20170227-40293.b\2017.02.27C_537_017.d

Injection Date: 27-Feb-2017 16:07:23

Instrument ID: A8_N

Lims ID: 320-26006-A-8-A

Lab Sample ID: 320-26006-8

Client ID: WI-AF-1FB35-0217

Operator ID: A8-PC\A8

ALS Bottle#: 15

Worklist Smp#: 17

Injection Vol: 2.0 ul

Dil. Factor: 1.0000

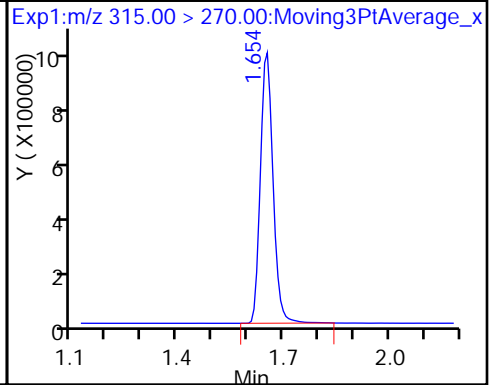
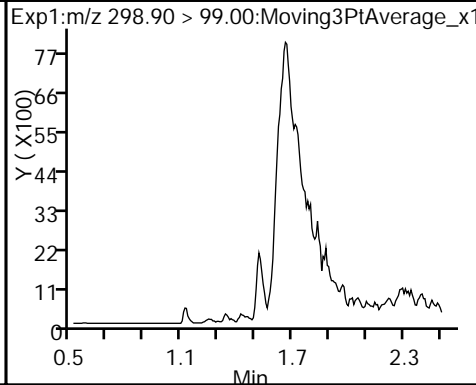
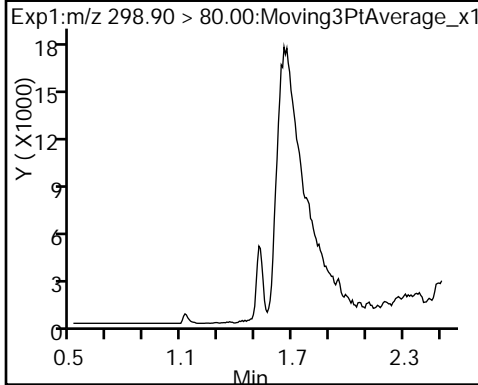
Method: 537_A8_N

Limit Group: LC 537 ICAL

1 Perfluorobutanesulfonic acid (ND)

1 Perfluorobutanesulfonic acid (ND)

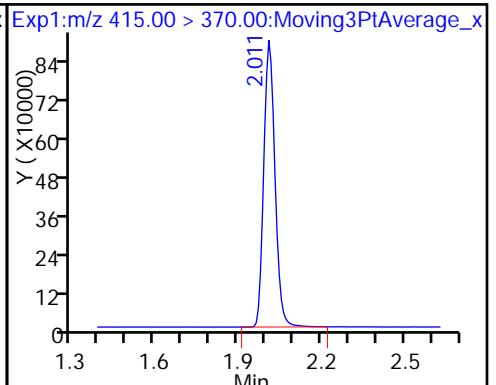
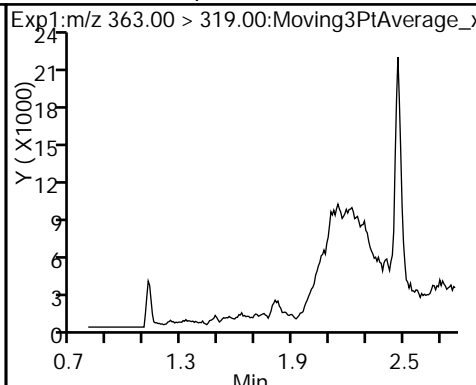
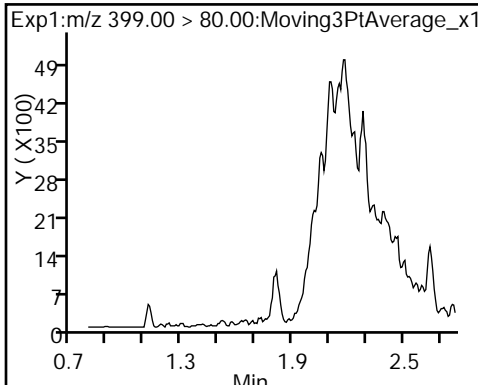
\$ 2 13C2 PFHxA



3 Perfluorohexanesulfonic acid (ND)

4 Perfluoroheptanoic acid (ND)

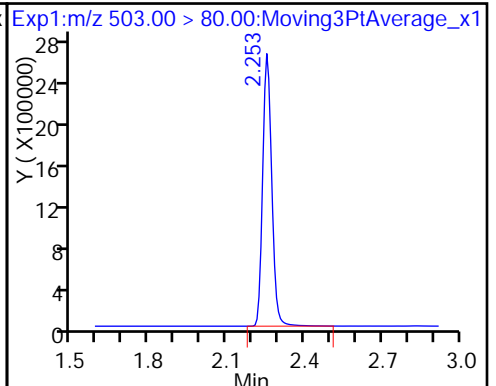
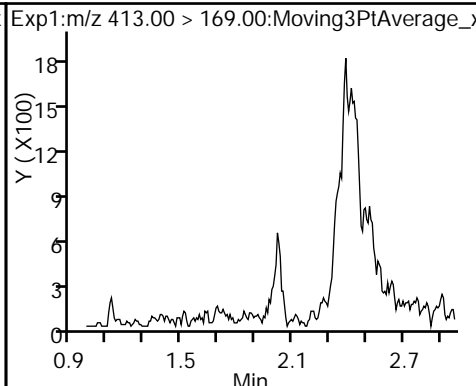
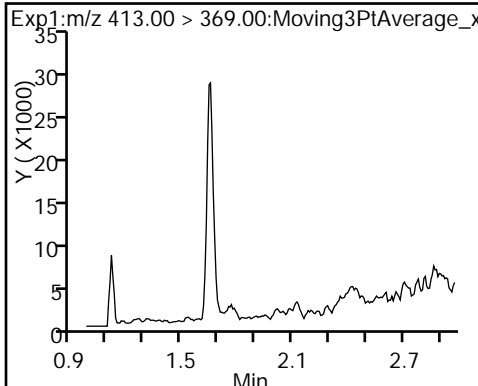
* 6 13C2-PFOA



5 Perfluorooctanoic acid (ND)

5 Perfluorooctanoic acid (ND)

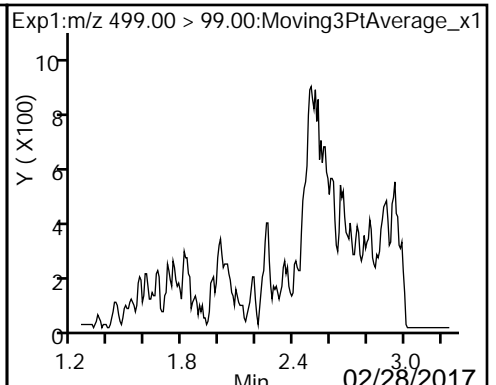
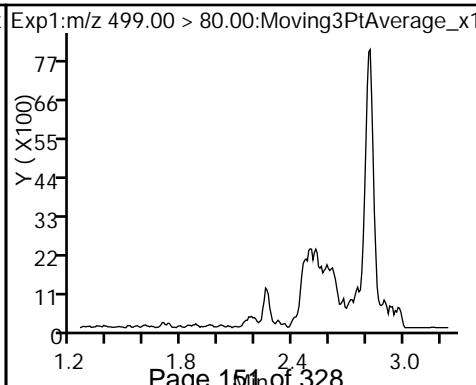
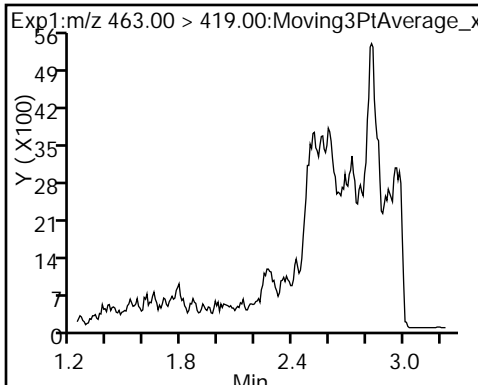
* 7 13C4 PFOS



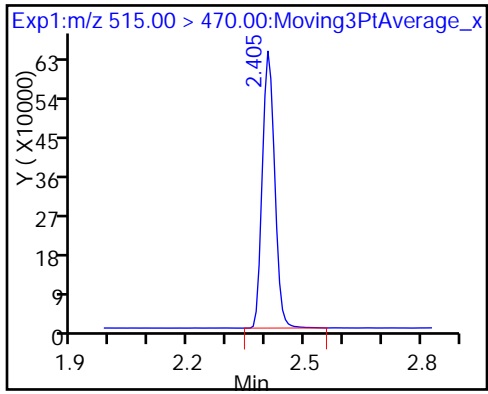
9 Perfluorononanoic acid (ND)

8 Perfluorooctane sulfonic acid (ND)

8 Perfluorooctane sulfonic acid (ND)



\$ 10 13C2 PFDA



TestAmerica Sacramento
Recovery Report

Data File: \\ChromNa\Sacramento\ChromData\A8_N\20170227-40293.b\2017.02.27C_537_017.d
 Lims ID: 320-26006-A-8-A
 Client ID: WI-AF-1FB35-0217
 Sample Type: Client
 Inject. Date: 27-Feb-2017 16:07:23 ALS Bottle#: 15 Worklist Smp#: 17
 Injection Vol: 2.0 ul Dil. Factor: 1.0000
 Sample Info: 320-26006-a-8-a
 Misc. Info.: Plate: 1 Rack: 2
 Operator ID: A8-PC\A8 Instrument ID: A8_N
 Method: \\ChromNa\Sacramento\ChromData\A8_N\20170227-40293.b\537_A8_N.m
 Limit Group: LC 537 ICAL
 Last Update: 27-Feb-2017 16:54:53 Calib Date: 26-Jan-2017 11:25:03
 Integrator: Picker
 Quant Method: Internal Standard Quant By: Initial Calibration
 Last ICal File: \\ChromNA\Sacramento\ChromData\A8_N\20170126-39222.b\2017.01.26_537_CURVE_009.d
 Column 1 : Det: EXP1
 Process Host: XAWRK031

First Level Reviewer: barnettj Date: 27-Feb-2017 16:26:06

Compound	Amount Added	Amount Recovered	% Rec.
\$ 2 13C2 PFHxA	10.0	8.36	83.57
\$ 10 13C2 PFDA	10.0	8.70	87.03

FORM I
LCMS ORGANICS ANALYSIS DATA SHEET

Lab Name: TestAmerica Sacramento Job No.: 320-26006-1
 SDG No.: _____
 Client Sample ID: WI-AF-1RW36-0217 Lab Sample ID: 320-26006-9
 Matrix: Water Lab File ID: 2017.02.27C_537_018.d
 Analysis Method: 537 Date Collected: 02/22/2017 09:36
 Extraction Method: 537 Date Extracted: 02/25/2017 13:09
 Sample wt/vol: 267.9(mL) Date Analyzed: 02/27/2017 16:11
 Con. Extract Vol.: 1.00(mL) Dilution Factor: 1
 Injection Volume: 2(uL) GC Column: GeminiC18 3x100 ID: 3(mm)
 % Moisture: _____ GPC Cleanup: (Y/N) N
 Analysis Batch No.: 152403 Units: ug/L

CAS NO.	COMPOUND NAME	RESULT	Q	LOQ	LOD	DL
1763-23-1	Perfluorooctanesulfonic acid (PFOS)	0.045	U M	0.056	0.045	0.014
335-67-1	Perfluorooctanoic acid (PFOA)	0.022	U	0.028	0.022	0.0088
375-73-5	Perfluorobutanesulfonic acid (PFBS)	0.10	U	0.13	0.10	0.044

CAS NO.	SURROGATE	%REC	Q	LIMITS
STL00993	13C2 PFHxA	84		70-130
STL00996	13C2 PFDA	94		70-130

TestAmerica Sacramento
Target Compound Quantitation Report

Data File: \\ChromNa\Sacramento\ChromData\A8_N\20170227-40293.b\2017.02.27C_537_018.d
 Lims ID: 320-26006-A-9-A
 Client ID: WI-AF-1RW36-0217
 Sample Type: Client
 Inject. Date: 27-Feb-2017 16:11:46 ALS Bottle#: 16 Worklist Smp#: 18
 Injection Vol: 2.0 ul Dil. Factor: 1.0000
 Sample Info: 320-26006-a-9-a
 Misc. Info.: Plate: 1 Rack: 2
 Operator ID: A8-PC\A8 Instrument ID: A8_N
 Method: \\ChromNa\Sacramento\ChromData\A8_N\20170227-40293.b\537_A8_N.m
 Limit Group: LC 537 ICAL
 Last Update: 27-Feb-2017 16:54:53 Calib Date: 26-Jan-2017 11:25:03
 Integrator: Picker
 Quant Method: Internal Standard Quant By: Initial Calibration
 Last ICal File: \\ChromNA\Sacramento\ChromData\A8_N\20170126-39222.b\2017.01.26_537_CURVE_009.d
 Column 1 : Det: EXP1
 Process Host: XAWRK031

First Level Reviewer: barnettj Date: 27-Feb-2017 16:26:55

Signal	RT	EXP RT	DLT RT	REL RT	Response	Amount ng/ml	Ratio(Limits)	S/N	Flags
1 Perfluorobutanesulfonic acid									
298.90 > 80.00	1.517	1.510	0.007	1.000	786605	1.82		103	
298.90 > 99.00	1.517	1.510	0.007	1.000	332585		2.37(0.00-0.00)	113	
\$ 2 13C2 PFHxA									
315.00 > 270.00	1.646	1.638	0.008	1.000	2236676	8.40		4271	
3 Perfluorohexanesulfonic acid									
399.00 > 80.00	1.806	1.787	0.019	1.000	1105560	2.88		185	
4 Perfluoroheptanoic acid									
363.00 > 319.00	1.806	1.788	0.018	1.000	14630	0.0615		1.2	M
* 6 13C2-PFOA									
415.00 > 370.00	2.003	1.979	0.024		2466187	10.0		4184	
5 Perfluorooctanoic acid									
413.00 > 369.00	2.003	1.980	0.023	1.000	72121	0.3162		5.1	
413.00 > 169.00	2.011	1.980	0.031	1.004	48987		1.47(0.00-0.00)	41.8	
* 7 13C4 PFOS									
503.00 > 80.00	2.246	2.220	0.026		6537723	28.7		3345	
8 Perfluorooctane sulfonic acid									
499.00 > 80.00	2.162	2.246	-0.084	1.000	200415	0.7875		52.3	M
499.00 > 99.00	2.170	2.246	-0.076	1.004	24928		8.04(0.00-0.00)	15.5	
\$ 10 13C2 PFDA									
515.00 > 470.00	2.397	2.384	0.013	1.000	1495745	9.39		3434	

QC Flag Legend

Review Flags

M - Manually Integrated

TestAmerica Sacramento

Data File: \\ChromNa\Sacramento\ChromData\A8_N\20170227-40293.b\2017.02.27C_537_018.d

Injection Date: 27-Feb-2017 16:11:46

Instrument ID: A8_N

Lims ID: 320-26006-A-9-A

Lab Sample ID: 320-26006-9

Client ID: WI-AF-1RW36-0217

Operator ID: A8-PC\A8

ALS Bottle#: 16

Worklist Smp#: 18

Injection Vol: 2.0 ul

Dil. Factor: 1.0000

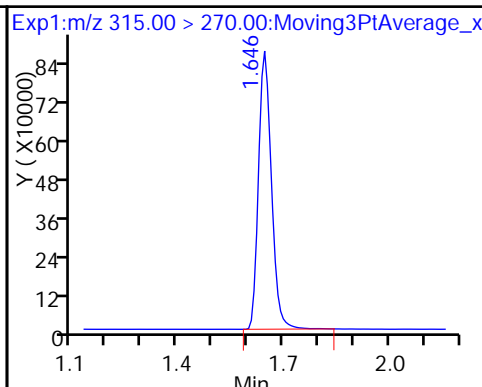
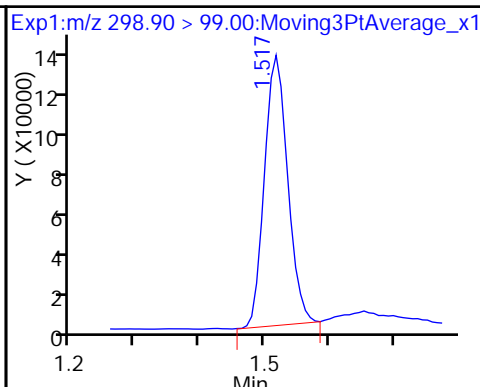
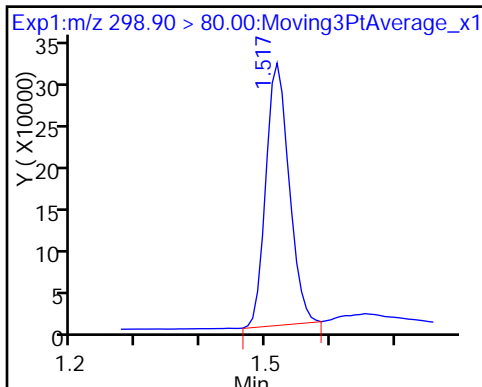
Method: 537_A8_N

Limit Group: LC 537 ICAL

1 Perfluorobutanesulfonic acid

1 Perfluorobutanesulfonic acid

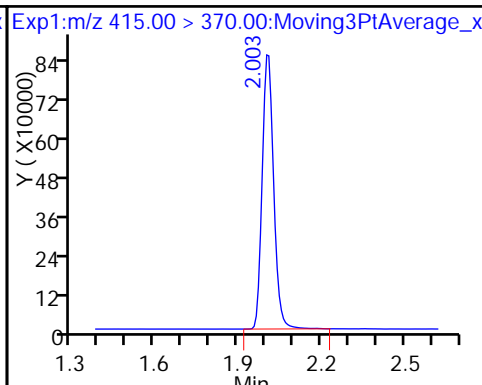
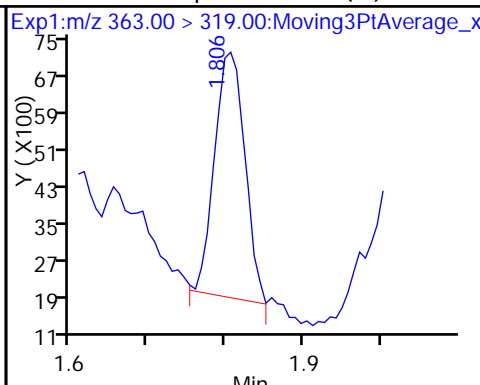
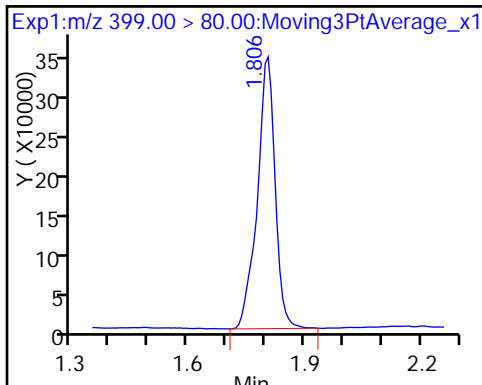
\$ 2 13C2 PFHxA



3 Perfluorohexanesulfonic acid

4 Perfluoroheptanoic acid (M)

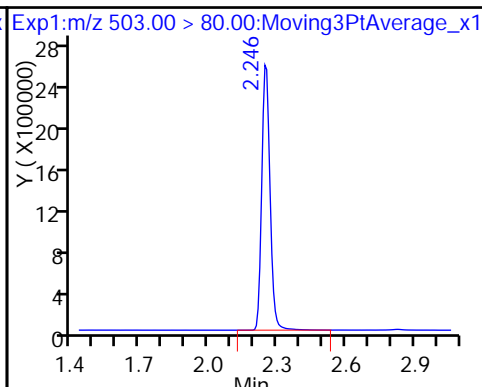
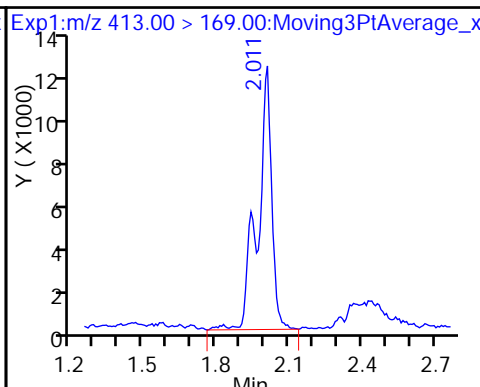
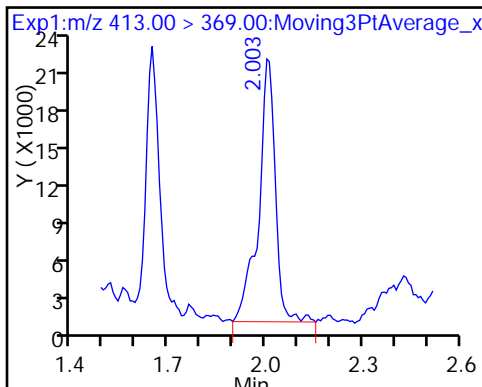
* 6 13C2-PFOA



5 Perfluorooctanoic acid

5 Perfluorooctanoic acid

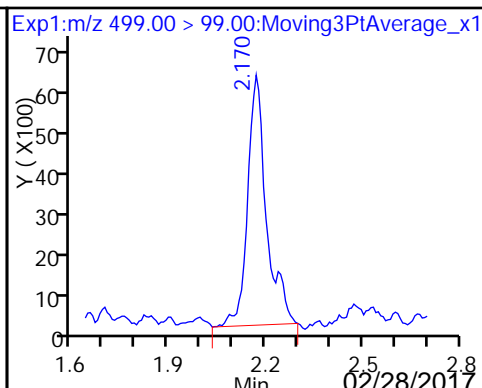
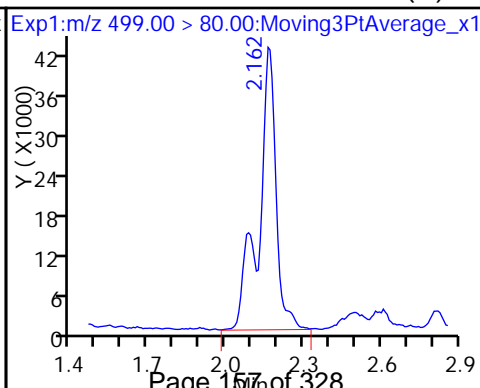
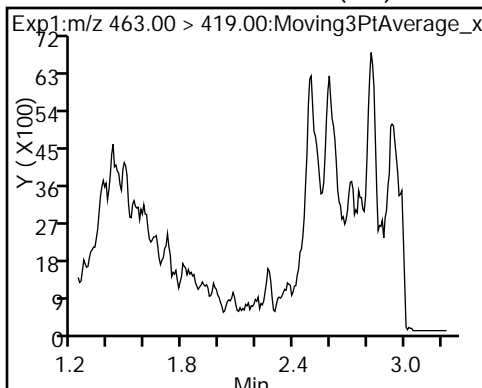
* 7 13C4 PFOS



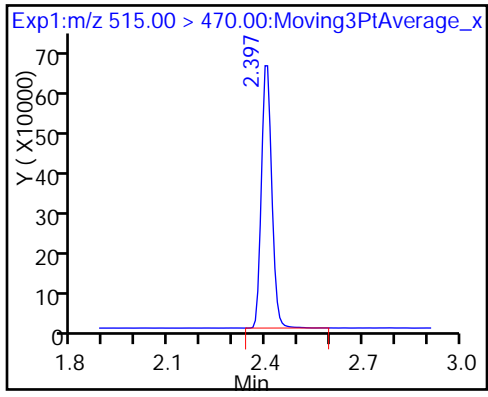
9 Perfluorononanoic acid (ND)

8 Perfluorooctane sulfonic acid (M)

8 Perfluorooctane sulfonic acid



\$ 10 13C2 PFDA



TestAmerica Sacramento
Recovery Report

Data File: \\ChromNa\Sacramento\ChromData\A8_N\20170227-40293.b\2017.02.27C_537_018.d
 Lims ID: 320-26006-A-9-A
 Client ID: WI-AF-1RW36-0217
 Sample Type: Client
 Inject. Date: 27-Feb-2017 16:11:46 ALS Bottle#: 16 Worklist Smp#: 18
 Injection Vol: 2.0 ul Dil. Factor: 1.0000
 Sample Info: 320-26006-a-9-a
 Misc. Info.: Plate: 1 Rack: 2
 Operator ID: A8-PC\A8 Instrument ID: A8_N
 Method: \\ChromNa\Sacramento\ChromData\A8_N\20170227-40293.b\537_A8_N.m
 Limit Group: LC 537 ICAL
 Last Update: 27-Feb-2017 16:54:53 Calib Date: 26-Jan-2017 11:25:03
 Integrator: Picker
 Quant Method: Internal Standard Quant By: Initial Calibration
 Last ICal File: \\ChromNA\Sacramento\ChromData\A8_N\20170126-39222.b\2017.01.26_537_CURVE_009.d
 Column 1 : Det: EXP1
 Process Host: XAWRK031

First Level Reviewer: barnettj Date: 27-Feb-2017 16:26:55

Compound	Amount Added	Amount Recovered	% Rec.
\$ 2 13C2 PFHxA	10.0	8.40	84.04
\$ 10 13C2 PFDA	10.0	9.39	93.94

TestAmerica Sacramento

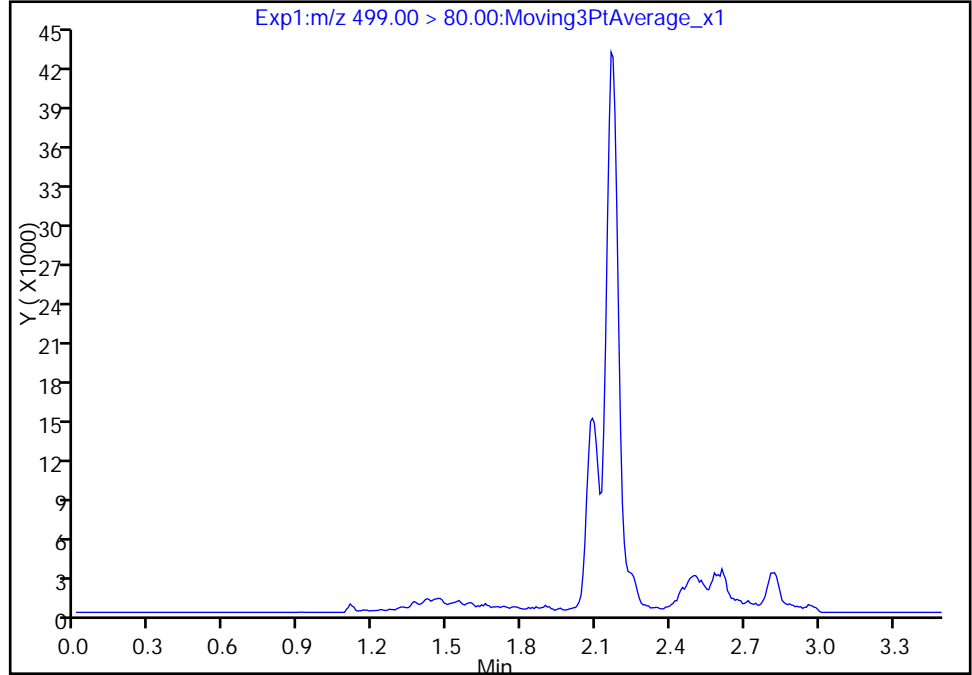
Data File: \\ChromNa\Sacramento\ChromData\A8_N\20170227-40293.b\2017.02.27C_537_018.d
Injection Date: 27-Feb-2017 16:11:46 Instrument ID: A8_N
Lims ID: 320-26006-A-9-A Lab Sample ID: 320-26006-9
Client ID: WI-AF-1RW36-0217
Operator ID: A8-PC\A8 ALS Bottle#: 16 Worklist Smp#: 18
Injection Vol: 2.0 ul Dil. Factor: 1.0000
Method: 537_A8_N Limit Group: LC 537 ICAL
Column: Detector EXP1

8 Perfluorooctane sulfonic acid, CAS: 1763-23-1

Signal: 1

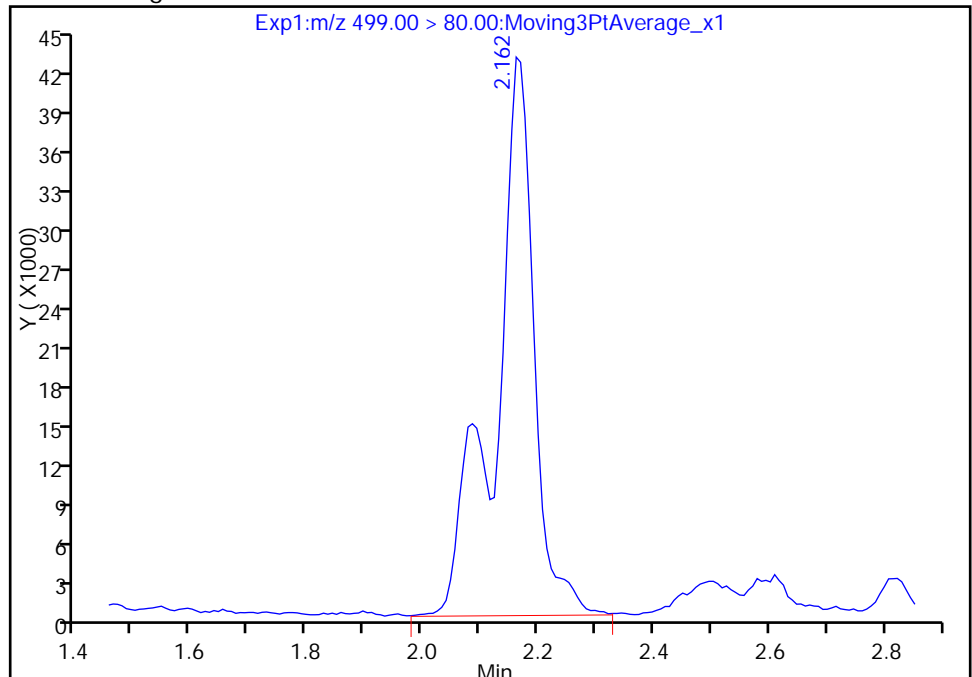
Not Detected
Expected RT: 2.25

Processing Integration Results



Manual Integration Results

RT: 2.16
Area: 200415
Amount: 0.787504
Amount Units: ng/ml



Reviewer: barnettj, 27-Feb-2017 16:55:08
Audit Action: Assigned Compound ID

Audit Reason: Missed Peak

TestAmerica Sacramento

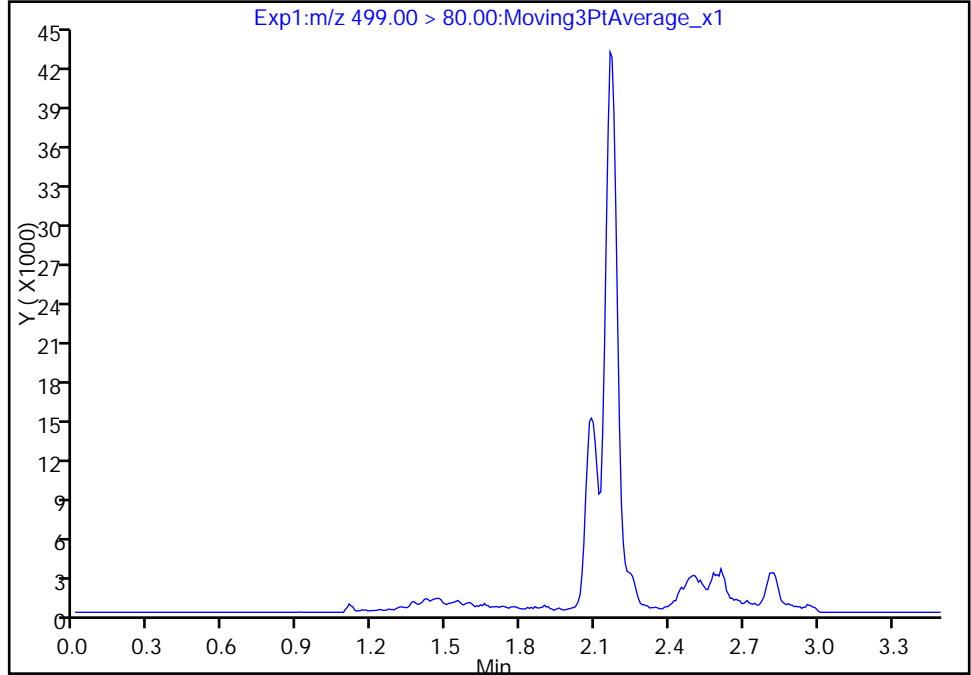
Data File: \\ChromNa\Sacramento\ChromData\A8_N\20170227-40293.b\2017.02.27C_537_018.d
Injection Date: 27-Feb-2017 16:11:46 Instrument ID: A8_N
Lims ID: 320-26006-A-9-A Lab Sample ID: 320-26006-9
Client ID: WI-AF-1RW36-0217
Operator ID: A8-PC\A8 ALS Bottle#: 16 Worklist Smp#: 18
Injection Vol: 2.0 ul Dil. Factor: 1.0000
Method: 537_A8_N Limit Group: LC 537 ICAL
Column: Detector EXP1

8 Perfluorooctane sulfonic acid, CAS: 1763-23-1

Signal: 1

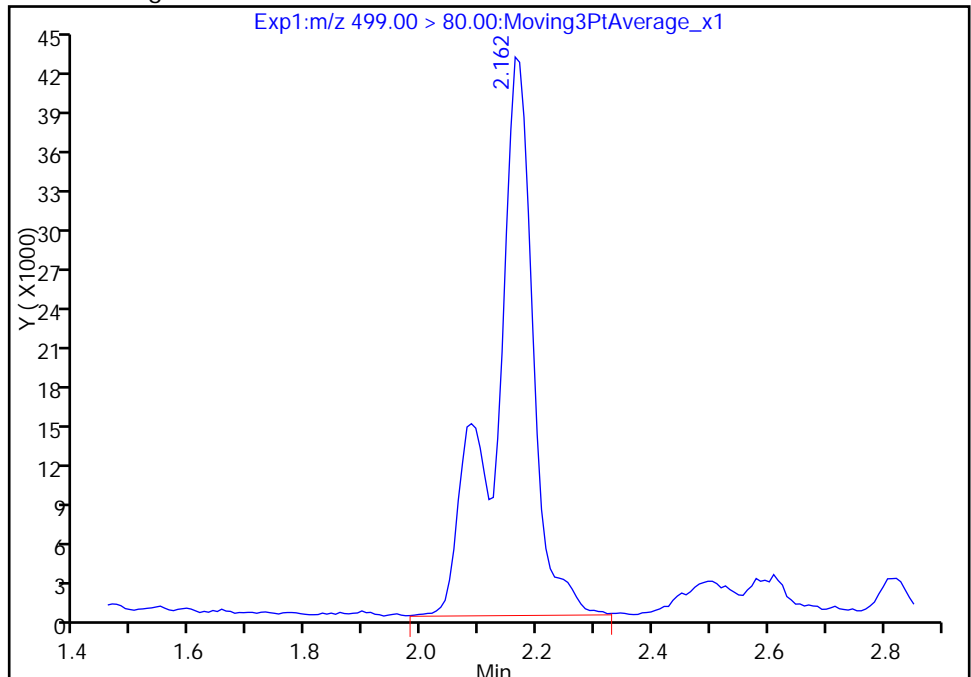
Not Detected
Expected RT: 2.25

Processing Integration Results



Manual Integration Results

RT: 2.16
Area: 200415
Amount: 0.787504
Amount Units: ng/ml



Reviewer: barnettj, 27-Feb-2017 16:55:08

Audit Action: Manually Integrated

Audit Reason: Missed Peak

FORM I
LCMS ORGANICS ANALYSIS DATA SHEET

Lab Name: TestAmerica Sacramento Job No.: 320-26006-1
 SDG No.: _____
 Client Sample ID: WI-AF-1FB36-0217 Lab Sample ID: 320-26006-10
 Matrix: Water Lab File ID: 2017.02.27C_537_019.d
 Analysis Method: 537 Date Collected: 02/22/2017 09:37
 Extraction Method: 537 Date Extracted: 02/25/2017 13:09
 Sample wt/vol: 284.8 (mL) Date Analyzed: 02/27/2017 16:16
 Con. Extract Vol.: 1.00 (mL) Dilution Factor: 1
 Injection Volume: 2 (uL) GC Column: GeminiC18 3x100 ID: 3 (mm)
 % Moisture: _____ GPC Cleanup: (Y/N) N
 Analysis Batch No.: 152403 Units: ug/L

CAS NO.	COMPOUND NAME	RESULT	Q	LOQ	LOD	DL
1763-23-1	Perfluorooctanesulfonic acid (PFOS)	0.042	U	0.053	0.042	0.014
335-67-1	Perfluorooctanoic acid (PFOA)	0.021	U	0.026	0.021	0.0083
375-73-5	Perfluorobutanesulfonic acid (PFBS)	0.097	U	0.12	0.097	0.042

CAS NO.	SURROGATE	%REC	Q	LIMITS
STL00993	13C2 PFHxA	84		70-130
STL00996	13C2 PFDA	90		70-130

TestAmerica Sacramento
Target Compound Quantitation Report

Data File: \\ChromNa\Sacramento\ChromData\A8_N\20170227-40293.b\2017.02.27C_537_019.d
 Lims ID: 320-26006-A-10-A
 Client ID: WI-AF-1FB36-0217
 Sample Type: Client
 Inject. Date: 27-Feb-2017 16:16:10 ALS Bottle#: 17 Worklist Smp#: 19
 Injection Vol: 2.0 ul Dil. Factor: 1.0000
 Sample Info: 320-26006-a-10-a
 Misc. Info.: Plate: 1 Rack: 2
 Operator ID: A8-PC\A8 Instrument ID: A8_N
 Method: \\ChromNa\Sacramento\ChromData\A8_N\20170227-40293.b\537_A8_N.m
 Limit Group: LC 537 ICAL
 Last Update: 27-Feb-2017 16:54:53 Calib Date: 26-Jan-2017 11:25:03
 Integrator: Picker
 Quant Method: Internal Standard Quant By: Initial Calibration
 Last ICal File: \\ChromNA\Sacramento\ChromData\A8_N\20170126-39222.b\2017.01.26_537_CURVE_009.d
 Column 1 : Det: EXP1
 Process Host: XAWRK031

First Level Reviewer: barnettj Date: 27-Feb-2017 16:50:58

Signal	RT	EXP RT	DLT RT	REL RT	Response	Amount ng/ml	Ratio(Limits)	S/N	Flags
\$ 2 13C2 PFHxA	315.00 > 270.00	1.646	1.638	0.008	1.000	2268073	8.45	4949	
* 6 13C2-PFOA	415.00 > 370.00	2.011	1.979	0.032		2487928	10.0	5183	
* 7 13C4 PFOS	503.00 > 80.00	2.253	2.220	0.033		6458561	28.7	6590	
\$ 10 13C2 PFDA	515.00 > 470.00	2.405	2.384	0.021	1.000	1452413	9.04	3265	

TestAmerica Sacramento

Data File: \\ChromNa\Sacramento\ChromData\A8_N\20170227-40293.b\2017.02.27C_537_019.d

Injection Date: 27-Feb-2017 16:16:10

Instrument ID: A8_N

Lims ID: 320-26006-A-10-A

Lab Sample ID: 320-26006-10

Client ID: WI-AF-1FB36-0217

Operator ID: A8-PC\A8

ALS Bottle#: 17

Worklist Smp#: 19

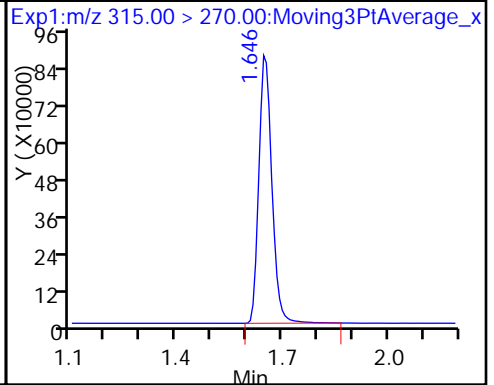
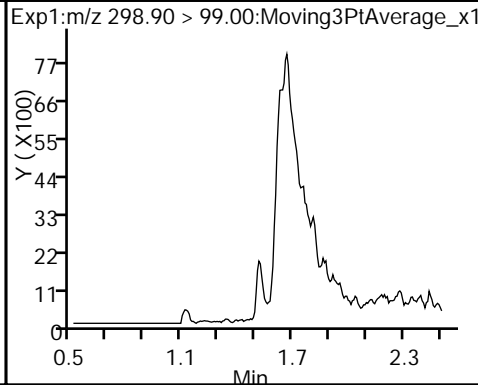
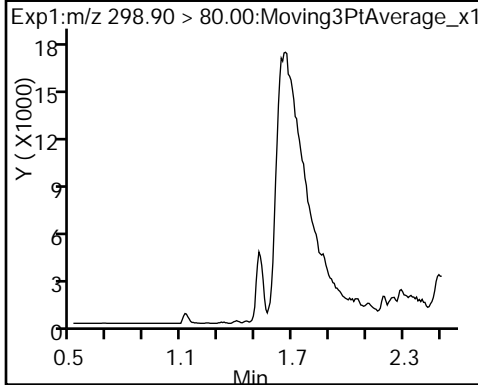
Injection Vol: 2.0 ul

Dil. Factor: 1.0000

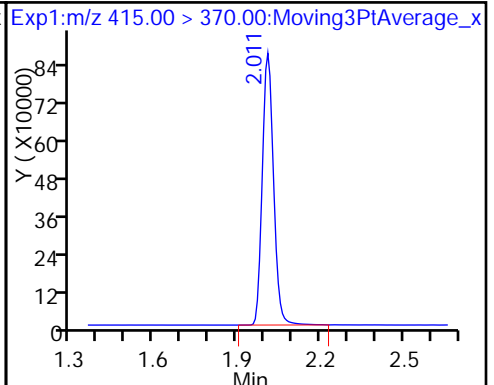
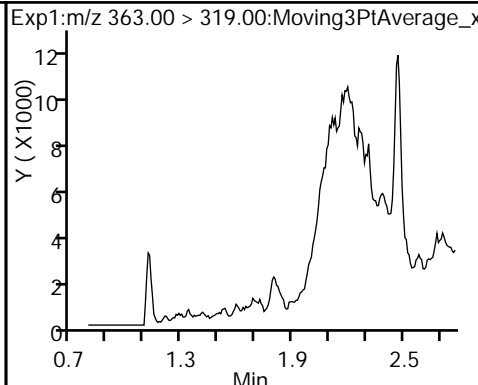
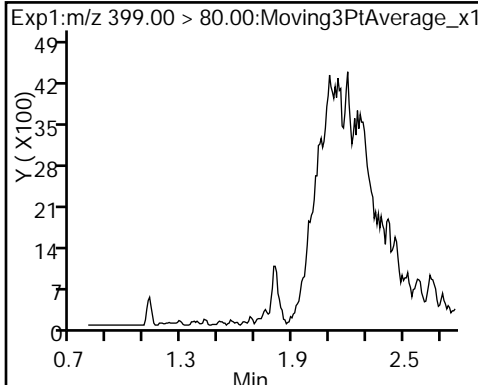
Method: 537_A8_N

Limit Group: LC 537 ICAL

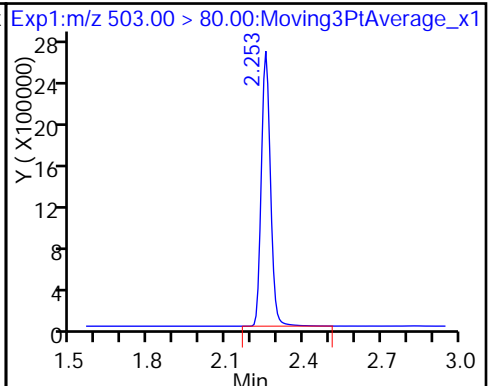
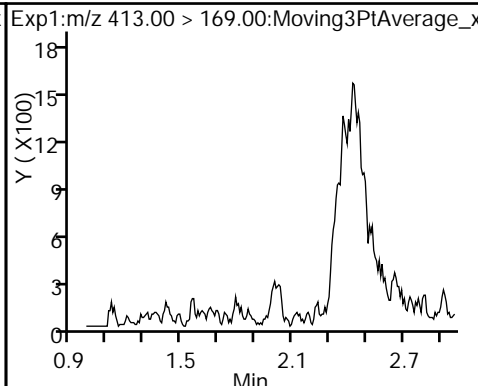
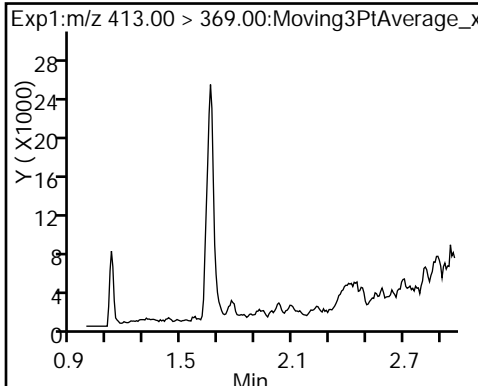
1 Perfluorobutanesulfonic acid (ND) 1 Perfluorobutanesulfonic acid (ND) \$ 2 13C2 PFHxA



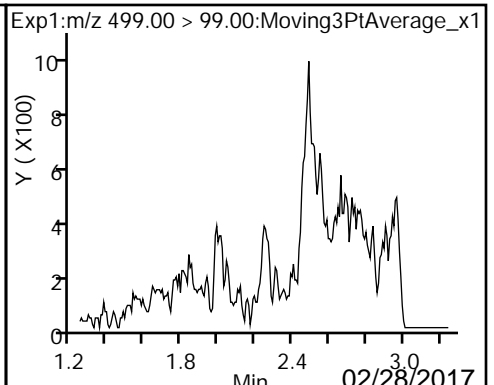
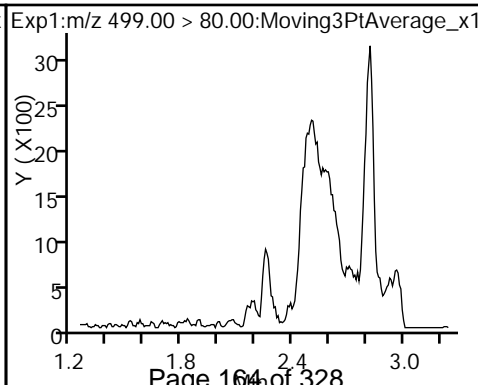
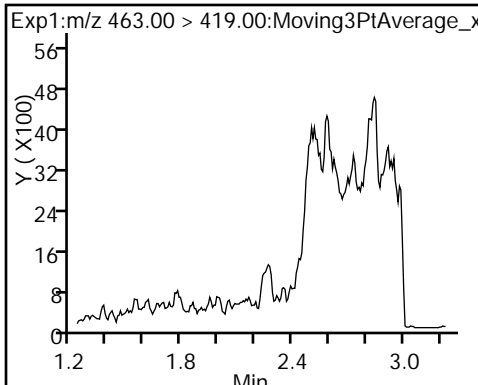
3 Perfluorohexanesulfonic acid (ND) 4 Perfluoroheptanoic acid (ND) * 6 13C2-PFOA



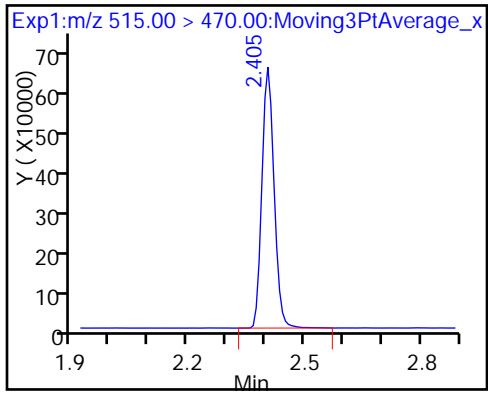
5 Perfluorooctanoic acid (ND) 5 Perfluorooctanoic acid (ND) * 7 13C4 PFOS



9 Perfluorononanoic acid (ND) 8 Perfluorooctane sulfonic acid (ND) 8 Perfluorooctane sulfonic acid (ND)



\$ 10 13C2 PFDA



TestAmerica Sacramento
Recovery Report

Data File: \\ChromNa\Sacramento\ChromData\A8_N\20170227-40293.b\2017.02.27C_537_019.d
 Lims ID: 320-26006-A-10-A
 Client ID: WI-AF-1FB36-0217
 Sample Type: Client
 Inject. Date: 27-Feb-2017 16:16:10 ALS Bottle#: 17 Worklist Smp#: 19
 Injection Vol: 2.0 ul Dil. Factor: 1.0000
 Sample Info: 320-26006-a-10-a
 Misc. Info.: Plate: 1 Rack: 2
 Operator ID: A8-PC\A8 Instrument ID: A8_N
 Method: \\ChromNa\Sacramento\ChromData\A8_N\20170227-40293.b\537_A8_N.m
 Limit Group: LC 537 ICAL
 Last Update: 27-Feb-2017 16:54:53 Calib Date: 26-Jan-2017 11:25:03
 Integrator: Picker
 Quant Method: Internal Standard Quant By: Initial Calibration
 Last ICal File: \\ChromNA\Sacramento\ChromData\A8_N\20170126-39222.b\2017.01.26_537_CURVE_009.d
 Column 1 : Det: EXP1
 Process Host: XAWRK031

First Level Reviewer: barnettj Date: 27-Feb-2017 16:50:58

Compound	Amount Added	Amount Recovered	% Rec.
\$ 2 13C2 PFHxA	10.0	8.45	84.47
\$ 10 13C2 PFDA	10.0	9.04	90.42

FORM I
LCMS ORGANICS ANALYSIS DATA SHEET

Lab Name: TestAmerica Sacramento Job No.: 320-26006-1
 SDG No.: _____
 Client Sample ID: WI-AF-1RW37-0217 Lab Sample ID: 320-26006-11
 Matrix: Water Lab File ID: 2017.02.27C_537_020.d
 Analysis Method: 537 Date Collected: 02/22/2017 12:12
 Extraction Method: 537 Date Extracted: 02/25/2017 13:09
 Sample wt/vol: 275.5 (mL) Date Analyzed: 02/27/2017 16:20
 Con. Extract Vol.: 1.00 (mL) Dilution Factor: 1
 Injection Volume: 2 (uL) GC Column: GeminiC18 3x100 ID: 3 (mm)
 % Moisture: _____ GPC Cleanup: (Y/N) N
 Analysis Batch No.: 152403 Units: ug/L

CAS NO.	COMPOUND NAME	RESULT	Q	LOQ	LOD	DL
1763-23-1	Perfluorooctanesulfonic acid (PFOS)	0.044	U	0.054	0.044	0.014
335-67-1	Perfluorooctanoic acid (PFOA)	0.022	U	0.027	0.022	0.0085
375-73-5	Perfluorobutanesulfonic acid (PFBS)	0.10	U	0.13	0.10	0.043

CAS NO.	SURROGATE	%REC	Q	LIMITS
STL00993	13C2 PFHxA	83		70-130
STL00996	13C2 PFDA	90		70-130

TestAmerica Sacramento
Target Compound Quantitation Report

Data File: \\ChromNa\Sacramento\ChromData\A8_N\20170227-40293.b\2017.02.27C_537_020.d
 Lims ID: 320-26006-A-11-A
 Client ID: WI-AF-1RW37-0217
 Sample Type: Client
 Inject. Date: 27-Feb-2017 16:20:35 ALS Bottle#: 18 Worklist Smp#: 20
 Injection Vol: 2.0 ul Dil. Factor: 1.0000
 Sample Info: 320-26006-a-11-a
 Misc. Info.: Plate: 1 Rack: 2
 Operator ID: A8-PC\A8 Instrument ID: A8_N
 Method: \\ChromNa\Sacramento\ChromData\A8_N\20170227-40293.b\537_A8_N.m
 Limit Group: LC 537 ICAL
 Last Update: 27-Feb-2017 16:54:53 Calib Date: 26-Jan-2017 11:25:03
 Integrator: Picker
 Quant Method: Internal Standard Quant By: Initial Calibration
 Last ICal File: \\ChromNA\Sacramento\ChromData\A8_N\20170126-39222.b\2017.01.26_537_CURVE_009.d
 Column 1 : Det: EXP1
 Process Host: XAWRK031

First Level Reviewer: barnettj Date: 27-Feb-2017 16:51:12

Signal	RT	EXP RT	DLT RT	REL RT	Response	Amount ng/ml	Ratio(Limits)	S/N	Flags
--------	----	--------	--------	--------	----------	--------------	---------------	-----	-------

\$ 2 13C2 PFHxA	315.00 > 270.00	1.646	1.638	0.008	1.000	2205586	8.34	4966	
* 6 13C2-PFOA	415.00 > 370.00	2.003	1.979	0.024		2450096	10.0	4058	
* 7 13C4 PFOS	503.00 > 80.00	2.246	2.220	0.026		6440089	28.7	4814	
\$ 10 13C2 PFDA	515.00 > 470.00	2.397	2.384	0.013	1.000	1420123	8.98	3142	

TestAmerica Sacramento

Data File: \\ChromNa\Sacramento\ChromData\A8_N\20170227-40293.b\2017.02.27C_537_020.d

Injection Date: 27-Feb-2017 16:20:35

Instrument ID: A8_N

Lims ID: 320-26006-A-11-A

Lab Sample ID: 320-26006-11

Client ID: WI-AF-1RW37-0217

Operator ID: A8-PC\A8

ALS Bottle#: 18

Worklist Smp#: 20

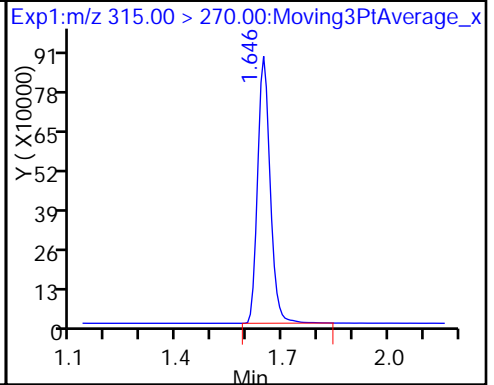
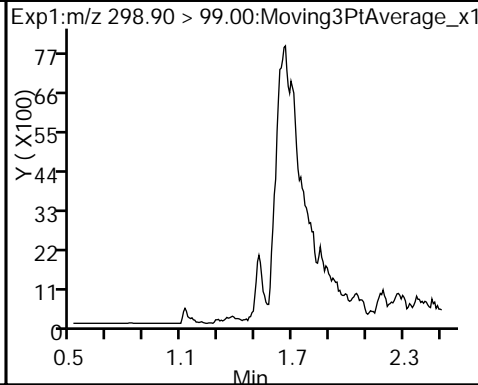
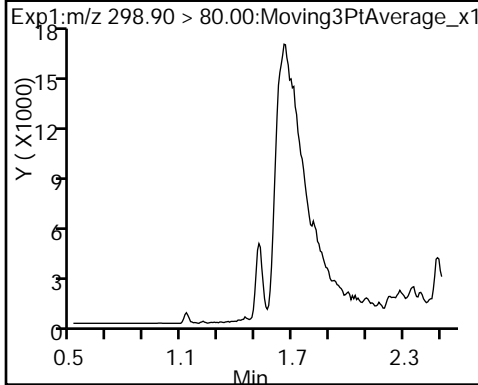
Injection Vol: 2.0 ul

Dil. Factor: 1.0000

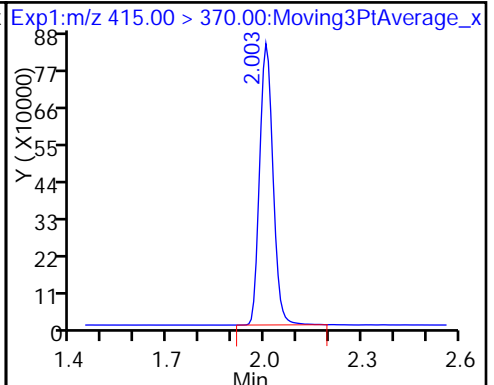
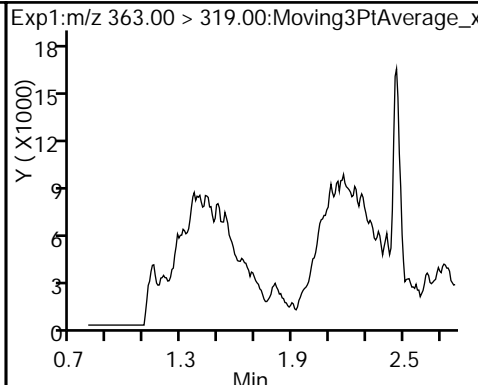
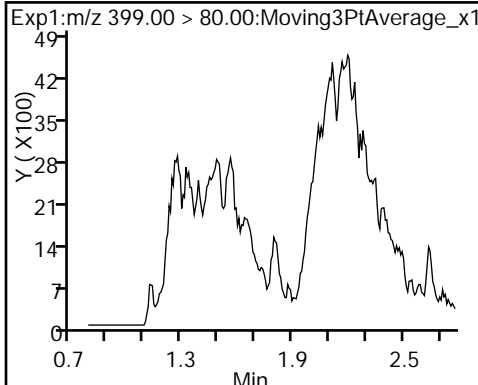
Method: 537_A8_N

Limit Group: LC 537 ICAL

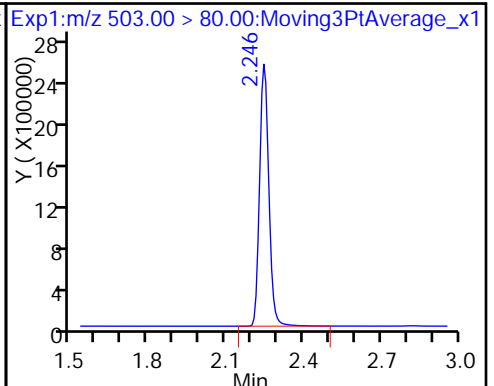
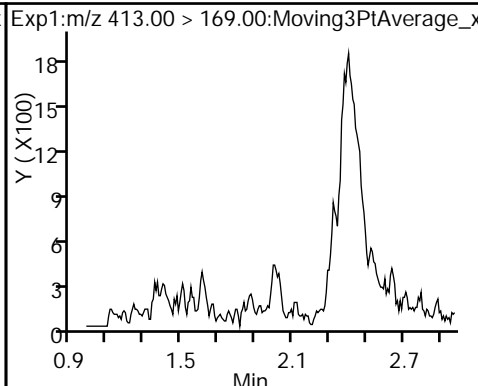
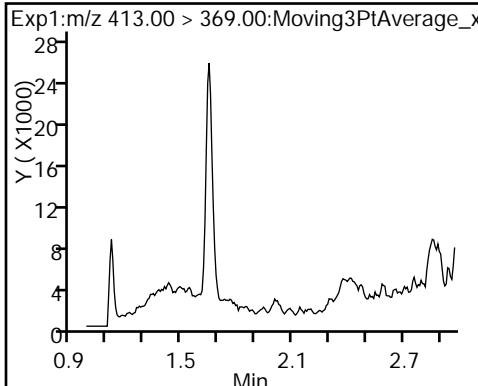
1 Perfluorobutanesulfonic acid (ND) 1 Perfluorobutanesulfonic acid (ND) \$ 2 13C2 PFHxA



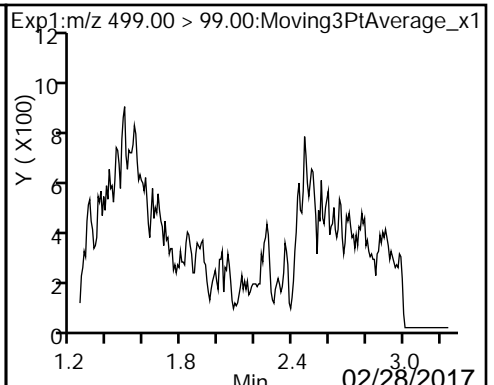
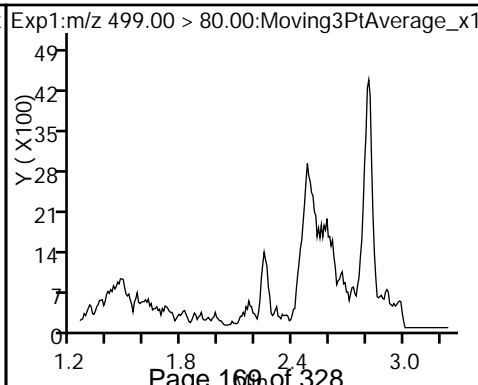
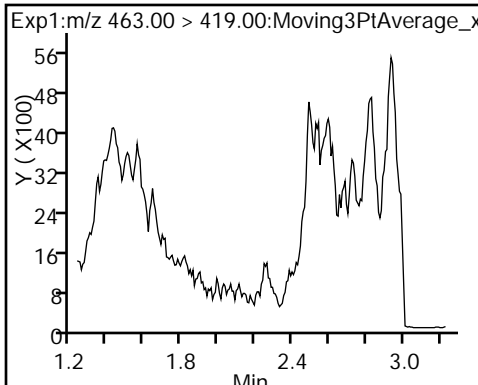
3 Perfluorohexanesulfonic acid (ND) 4 Perfluoroheptanoic acid (ND) * 6 13C2-PFOA



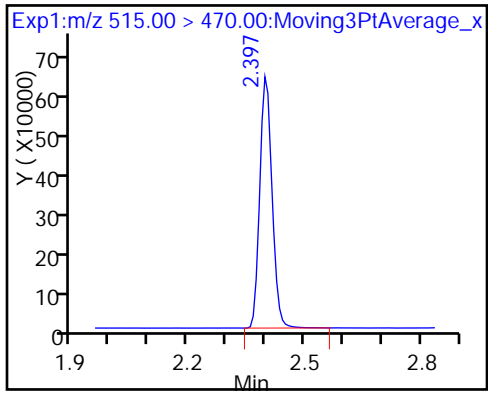
5 Perfluorooctanoic acid (ND) 5 Perfluorooctanoic acid (ND) * 7 13C4 PFOS



9 Perfluorononanoic acid (ND) 8 Perfluorooctane sulfonic acid (ND) 8 Perfluorooctane sulfonic acid (ND)



\$ 10 13C2 PFDA



TestAmerica Sacramento
Recovery Report

Data File: \\ChromNa\Sacramento\ChromData\A8_N\20170227-40293.b\2017.02.27C_537_020.d
 Lims ID: 320-26006-A-11-A
 Client ID: WI-AF-1RW37-0217
 Sample Type: Client
 Inject. Date: 27-Feb-2017 16:20:35 ALS Bottle#: 18 Worklist Smp#: 20
 Injection Vol: 2.0 ul Dil. Factor: 1.0000
 Sample Info: 320-26006-a-11-a
 Misc. Info.: Plate: 1 Rack: 2
 Operator ID: A8-PC\A8 Instrument ID: A8_N
 Method: \\ChromNa\Sacramento\ChromData\A8_N\20170227-40293.b\537_A8_N.m
 Limit Group: LC 537 ICAL
 Last Update: 27-Feb-2017 16:54:53 Calib Date: 26-Jan-2017 11:25:03
 Integrator: Picker
 Quant Method: Internal Standard Quant By: Initial Calibration
 Last ICal File: \\ChromNA\Sacramento\ChromData\A8_N\20170126-39222.b\2017.01.26_537_CURVE_009.d
 Column 1 : Det: EXP1
 Process Host: XAWRK031

First Level Reviewer: barnettj Date: 27-Feb-2017 16:51:12

Compound	Amount Added	Amount Recovered	% Rec.
\$ 2 13C2 PFHxA	10.0	8.34	83.42
\$ 10 13C2 PFDA	10.0	8.98	89.78

FORM I
LCMS ORGANICS ANALYSIS DATA SHEET

Lab Name: TestAmerica Sacramento Job No.: 320-26006-1
 SDG No.: _____
 Client Sample ID: WI-AF-1FB37-0217 Lab Sample ID: 320-26006-12
 Matrix: Water Lab File ID: 2017.02.27C_537_021.d
 Analysis Method: 537 Date Collected: 02/22/2017 12:13
 Extraction Method: 537 Date Extracted: 02/25/2017 13:09
 Sample wt/vol: 285.4 (mL) Date Analyzed: 02/27/2017 16:25
 Con. Extract Vol.: 1.00 (mL) Dilution Factor: 1
 Injection Volume: 2 (uL) GC Column: GeminiC18 3x100 ID: 3 (mm)
 % Moisture: _____ GPC Cleanup: (Y/N) N
 Analysis Batch No.: 152403 Units: ug/L

CAS NO.	COMPOUND NAME	RESULT	Q	LOQ	LOD	DL
1763-23-1	Perfluorooctanesulfonic acid (PFOS)	0.042	U	0.053	0.042	0.014
335-67-1	Perfluorooctanoic acid (PFOA)	0.021	U	0.026	0.021	0.0083
375-73-5	Perfluorobutanesulfonic acid (PFBS)	0.096	U	0.12	0.096	0.042

CAS NO.	SURROGATE	%REC	Q	LIMITS
STL00993	13C2 PFHxA	82		70-130
STL00996	13C2 PFDA	87		70-130

TestAmerica Sacramento
Target Compound Quantitation Report

Data File: \\ChromNa\Sacramento\ChromData\A8_N\20170227-40293.b\2017.02.27C_537_021.d
 Lims ID: 320-26006-A-12-A
 Client ID: WI-AF-1FB37-0217
 Sample Type: Client
 Inject. Date: 27-Feb-2017 16:25:00 ALS Bottle#: 19 Worklist Smp#: 21
 Injection Vol: 2.0 ul Dil. Factor: 1.0000
 Sample Info: 320-26006-a-12-a
 Misc. Info.: Plate: 1 Rack: 2
 Operator ID: A8-PC\A8 Instrument ID: A8_N
 Method: \\ChromNa\Sacramento\ChromData\A8_N\20170227-40293.b\537_A8_N.m
 Limit Group: LC 537 ICAL
 Last Update: 27-Feb-2017 16:54:53 Calib Date: 26-Jan-2017 11:25:03
 Integrator: Picker
 Quant Method: Internal Standard Quant By: Initial Calibration
 Last ICal File: \\ChromNA\Sacramento\ChromData\A8_N\20170126-39222.b\2017.01.26_537_CURVE_009.d
 Column 1 : Det: EXP1
 Process Host: XAWRK031

First Level Reviewer: barnettj Date: 27-Feb-2017 16:51:23

Signal	RT	EXP RT	DLT RT	REL RT	Response	Amount ng/ml	Ratio(Limits)	S/N	Flags
--------	----	--------	--------	--------	----------	--------------	---------------	-----	-------

\$ 2 13C2 PFHxA	315.00 > 270.00	1.639	1.638	0.001	1.000	2327661	8.21	5679	
* 6 13C2-PFOA	415.00 > 370.00	1.995	1.979	0.016		2627706	10.0	5277	
* 7 13C4 PFOS	503.00 > 80.00	2.238	2.220	0.018		6818478	28.7	4980	
\$ 10 13C2 PFDA	515.00 > 470.00	2.390	2.384	0.006	1.000	1483272	8.74	3264	

TestAmerica Sacramento

Data File: \\ChromNa\Sacramento\ChromData\A8_N\20170227-40293.b\2017.02.27C_537_021.d

Injection Date: 27-Feb-2017 16:25:00

Instrument ID: A8_N

Lims ID: 320-26006-A-12-A

Lab Sample ID: 320-26006-12

Client ID: WI-AF-1FB37-0217

Operator ID: A8-PC\A8

ALS Bottle#: 19

Worklist Smp#: 21

Injection Vol: 2.0 ul

Dil. Factor: 1.0000

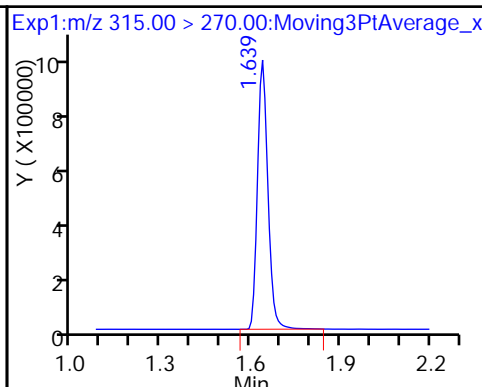
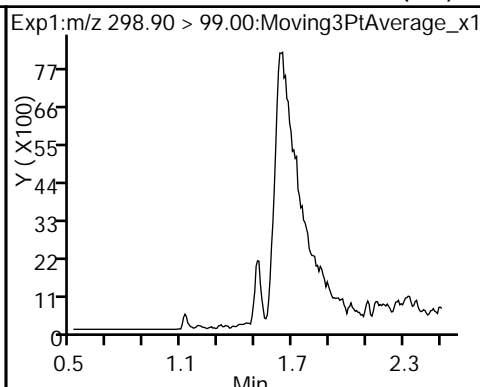
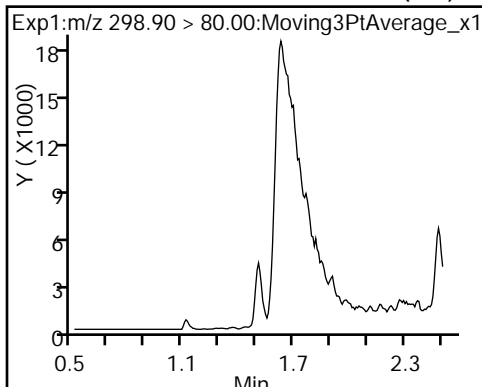
Method: 537_A8_N

Limit Group: LC 537 ICAL

1 Perfluorobutanesulfonic acid (ND)

1 Perfluorobutanesulfonic acid (ND)

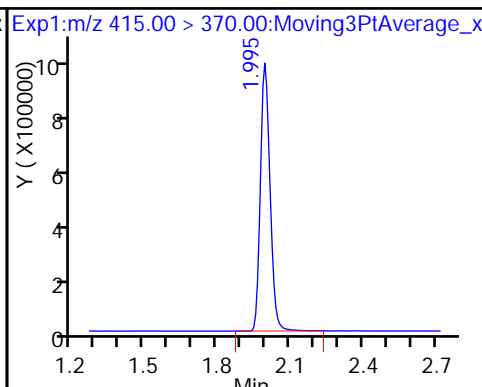
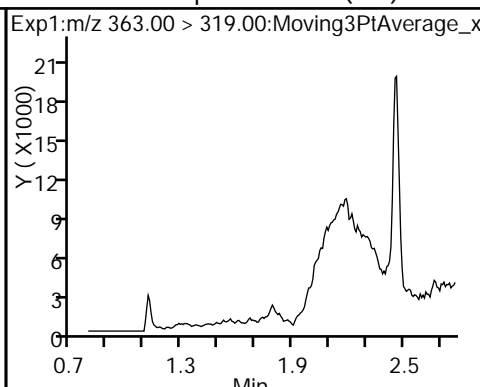
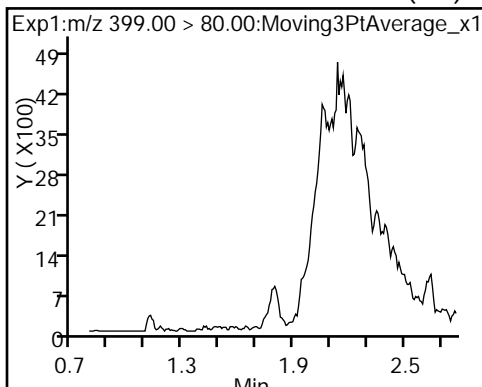
\$ 2 13C2 PFHxA



3 Perfluorohexanesulfonic acid (ND)

4 Perfluoroheptanoic acid (ND)

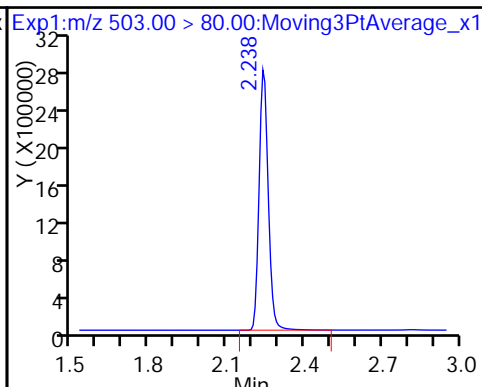
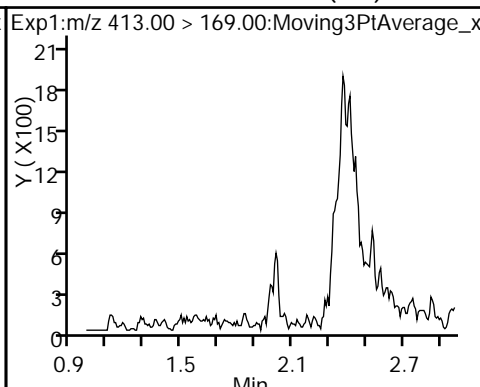
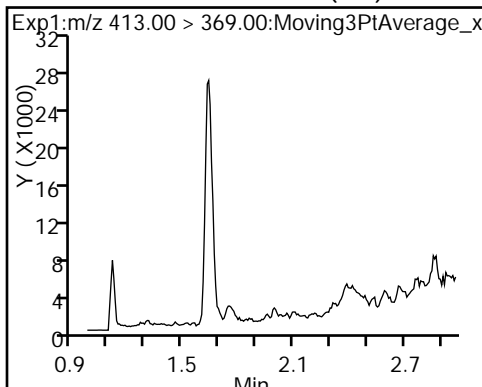
* 6 13C2-PFOA



5 Perfluorooctanoic acid (ND)

5 Perfluorooctanoic acid (ND)

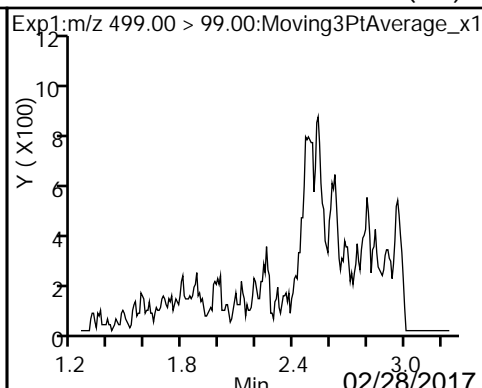
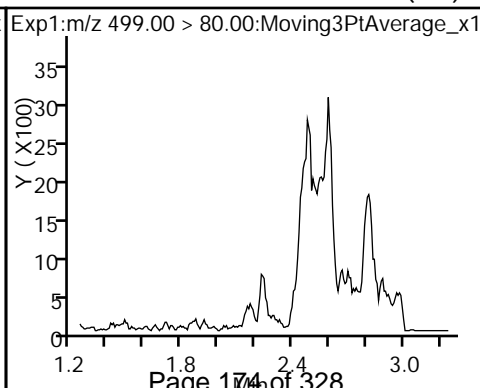
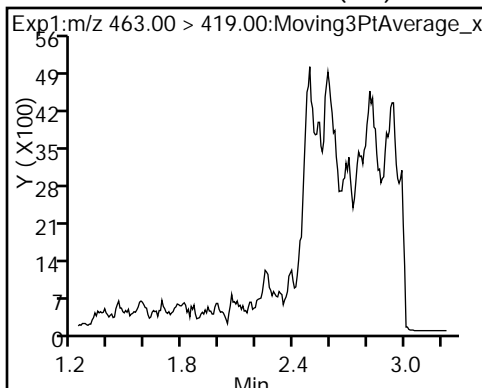
* 7 13C4 PFOS



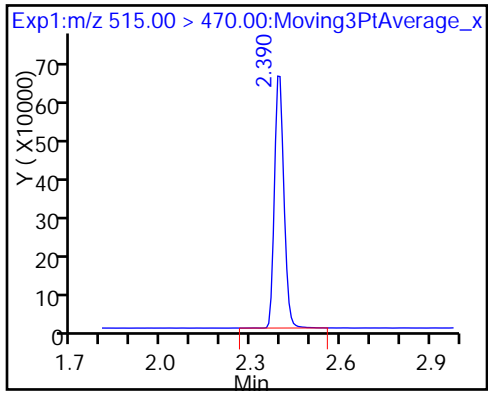
9 Perfluorononanoic acid (ND)

8 Perfluorooctane sulfonic acid (ND)

8 Perfluorooctane sulfonic acid (ND)



\$ 10 13C2 PFDA



TestAmerica Sacramento
Recovery Report

Data File: \\ChromNa\Sacramento\ChromData\A8_N\20170227-40293.b\2017.02.27C_537_021.d
 Lims ID: 320-26006-A-12-A
 Client ID: WI-AF-1FB37-0217
 Sample Type: Client
 Inject. Date: 27-Feb-2017 16:25:00 ALS Bottle#: 19 Worklist Smp#: 21
 Injection Vol: 2.0 ul Dil. Factor: 1.0000
 Sample Info: 320-26006-a-12-a
 Misc. Info.: Plate: 1 Rack: 2
 Operator ID: A8-PC\A8 Instrument ID: A8_N
 Method: \\ChromNa\Sacramento\ChromData\A8_N\20170227-40293.b\537_A8_N.m
 Limit Group: LC 537 ICAL
 Last Update: 27-Feb-2017 16:54:53 Calib Date: 26-Jan-2017 11:25:03
 Integrator: Picker
 Quant Method: Internal Standard Quant By: Initial Calibration
 Last ICal File: \\ChromNA\Sacramento\ChromData\A8_N\20170126-39222.b\2017.01.26_537_CURVE_009.d
 Column 1 : Det: EXP1
 Process Host: XAWRK031

First Level Reviewer: barnettj Date: 27-Feb-2017 16:51:23

Compound	Amount Added	Amount Recovered	% Rec.
\$ 2 13C2 PFHxA	10.0	8.21	82.08
\$ 10 13C2 PFDA	10.0	8.74	87.43

FORM VI
LCMS BY INTERNAL STANDARD - INITIAL CALIBRATION DATA
CURVE EVALUATION

Lab Name: TestAmerica Sacramento Job No.: 320-26006-1 Analy Batch No.: 147939

SDG No.: _____

Instrument ID: A8_N GC Column: Acquity ID: 2.1(mm) Heated Purge: (Y/N) N

Calibration Start Date: 01/26/2017 11:03 Calibration End Date: 01/26/2017 11:25 Calibration ID: 27929

Calibration Files:

LEVEL:	LAB SAMPLE ID:	LAB FILE ID:
Level 1	IC 320-147939/4	2017.01.26_537_CURVE_004.d
Level 2	IC 320-147939/5	2017.01.26_537_CURVE_005.d
Level 3	IC 320-147939/6	2017.01.26_537_CURVE_006.d
Level 4	IC 320-147939/7	2017.01.26_537_CURVE_007.d
Level 5	IC 320-147939/8	2017.01.26_537_CURVE_008.d
Level 6	IC 320-147939/9	2017.01.26_537_CURVE_009.d

ANALYTE	RRF					CURVE TYPE	COEFFICIENT			#	MIN RRF	%RSD	#	MAX %RSD	R^2 OR COD	#	MIN R^2 OR COD
	LVL 1 LVL 6	LVL 2	LVL 3	LVL 4	LVL 5		B	M1	M2								
Perfluorobutanesulfonic acid (PFBS)	1.9734 1.2846	2.1200	1.9155	1.5235	1.3756	QuaF		1.9030	-0.003592					0.9940			0.9600
Perfluorohexanesulfonic acid	1.6352 1.6362	1.7760	1.7293	1.7290	1.5957	Ave		1.6836			4.2		30.0				
Perfluoroheptanoic acid	0.9573 0.9336	1.0304	0.9596	0.9932	0.9117	Ave		0.9643			4.4		30.0				
Perfluorooctanoic acid (PFOA)	0.9250 0.9675	1.0010	0.8570	0.9604	0.8375	Ave		0.9247			7.0		30.0				
Perfluorooctanesulfonic acid (PFOS)	1.0972 1.1381	1.1350	1.1095	1.1438	1.0749	Ave		1.1164			2.4		30.0				
Perfluorononanoic acid	0.7119 0.6901	0.7252	0.6648	0.6872	0.6088	Ave		0.6813			6.1		30.0				
13C2 PFHxA	1.0229 1.1123	1.0615	1.0571	1.1311	1.0902	Ave		1.0792			3.7		30.0				
13C2 PFDA	0.6004 0.6781	0.6484	0.6293	0.6610	0.6565	Ave		0.6456			4.2		30.0				

Note: The m1 coefficient is the same as Ave RRF for an Ave curve type.

FORM VI
LCMS BY INTERNAL STANDARD - INITIAL CALIBRATION DATA
RESPONSE AND CONCENTRATION

Lab Name: TestAmerica Sacramento Job No.: 320-26006-1 Analy Batch No.: 147939

SDG No.: _____

Instrument ID: A8_N GC Column: Acquity ID: 2.1(mm) Heated Purge: (Y/N) N

Calibration Start Date: 01/26/2017 11:03 Calibration End Date: 01/26/2017 11:25 Calibration ID: 27929

Calibration Files:

LEVEL:	LAB SAMPLE ID:	LAB FILE ID:
Level 1	IC 320-147939/4	2017.01.26_537_CURVE_004.d
Level 2	IC 320-147939/5	2017.01.26_537_CURVE_005.d
Level 3	IC 320-147939/6	2017.01.26_537_CURVE_006.d
Level 4	IC 320-147939/7	2017.01.26_537_CURVE_007.d
Level 5	IC 320-147939/8	2017.01.26_537_CURVE_008.d
Level 6	IC 320-147939/9	2017.01.26_537_CURVE_009.d

ANALYTE	IS REF	CURVE TYPE	RESPONSE					CONCENTRATION (NG/ML)				
			LVL 1 LVL 6	LVL 2	LVL 3	LVL 4	LVL 5	LVL 1 LVL 6	LVL 2	LVL 3	LVL 4	LVL 5
Perfluorobutanesulfonic acid (PFBS)	PFOS	QuaF	4091129 51739348	10992329	20307189	40111981	43425035	8.98 178	22.9	45.1	90.9	135
Perfluorohexanesulfonic acid	PFOS	Ave	1142790 22216101	3104280	6180212	15346095	16980909	3.03 60.1	7.72	15.2	30.6	45.4
Perfluoroheptanoic acid	13PF OA	Ave	226942 4381381	616263	1202991	3062534	3366172	0.990 19.7	2.52	4.97	10.0	14.9
Perfluorooctanoic acid (PFOA)	13PF OA	Ave	432317 8951805	1180376	2118361	5838940	6096769	1.95 38.8	4.98	9.81	19.8	29.3
Perfluorooctanesulfonic acid (PFOS)	PFOS	Ave	1015341 20461190	2626980	5250567	13442641	15146387	4.01 79.6	10.2	20.1	40.6	60.1
Perfluorononanoic acid	13PF OA	Ave	353574 6784989	908738	1746263	4439886	4708932	2.07 41.2	5.29	10.4	21.0	31.1
13C2 PFHxA	13PF OA	Ave	2449365 2652857	2514804	2663857	3479578	2710579	10.0 10.0	10.0	10.0	10.0	10.0
13C2 PFDA	13PF OA	Ave	1437714 1617282	1536073	1585927	2033318	1632201	10.0 10.0	10.0	10.0	10.0	10.0

Curve Type Legend:

Ave = Average ISTD
QuaF = Quadratic ISTD forced zero

FORM VI
 LCMS BY INTERNAL STANDARD - INITIAL CALIBRATION DATA
 READBACK PERCENT ERROR

Lab Name: TestAmerica Sacramento Job No.: 320-26006-1 Analy Batch No.: 147939

SDG No.: _____

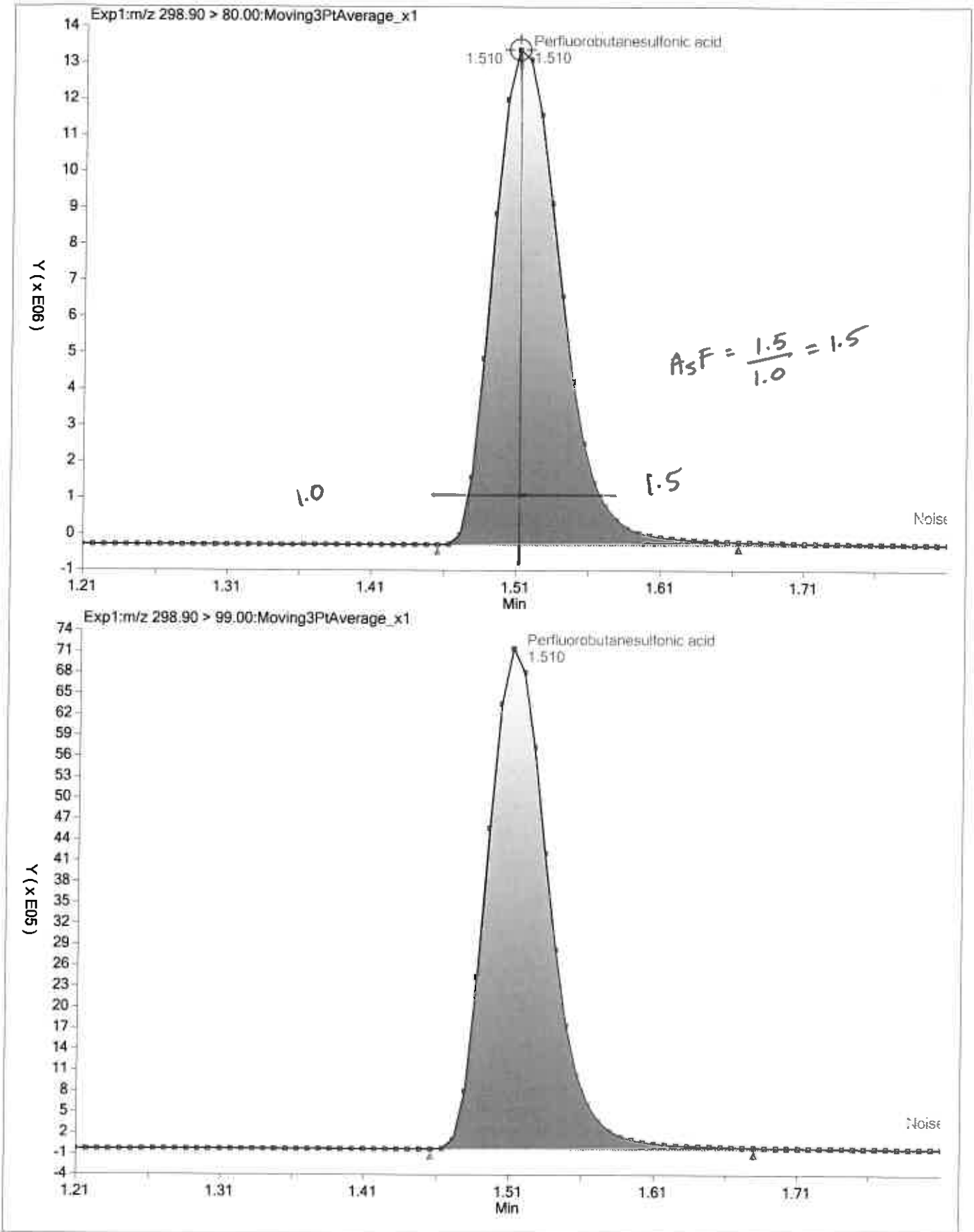
Instrument ID: A8_N GC Column: Acquity ID: 2.1(mm) Heated Purge: (Y/N) N

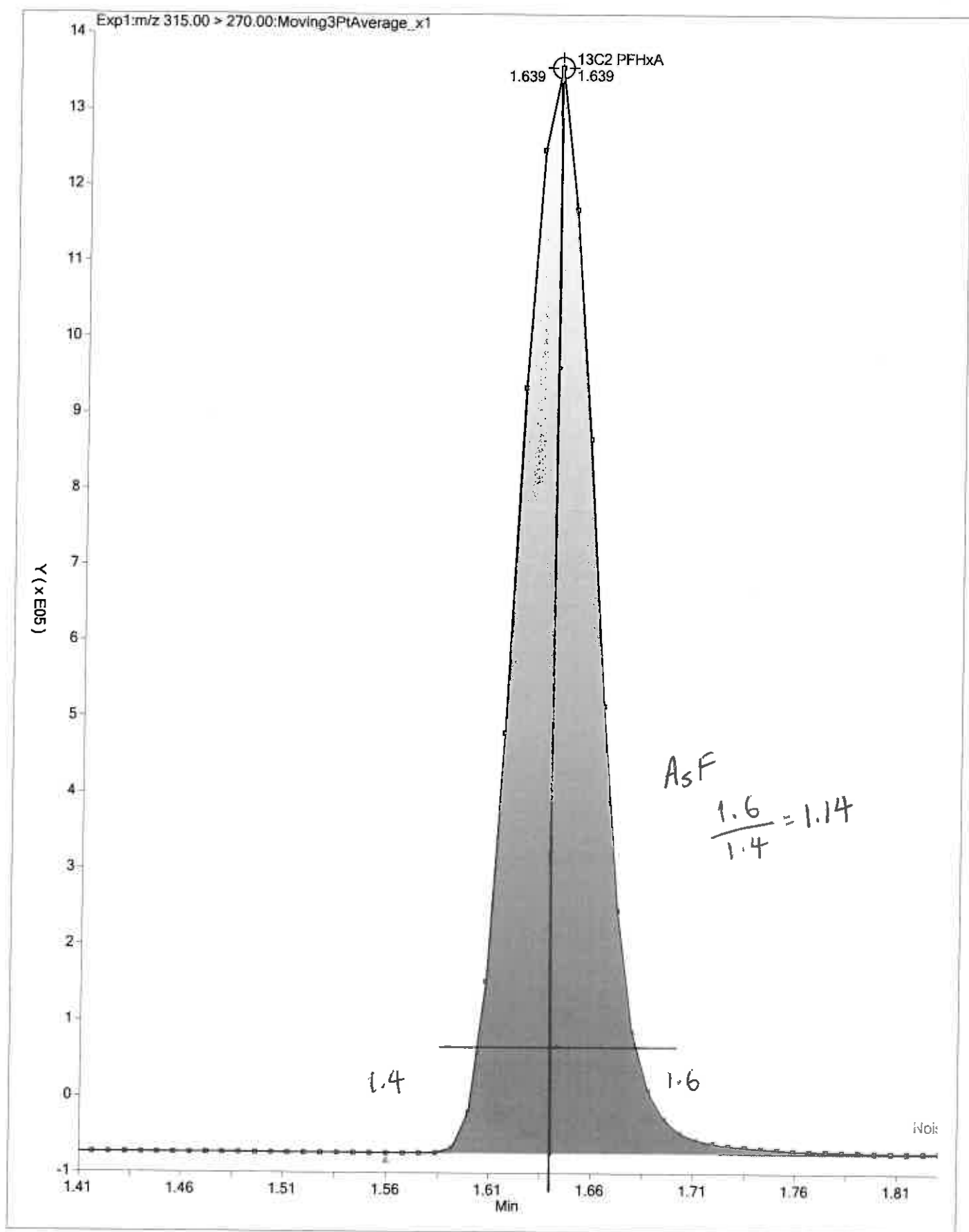
Calibration Start Date: 01/26/2017 11:03 Calibration End Date: 01/26/2017 11:25 Calibration ID: 27929

Calibration Files:

LEVEL:	LAB SAMPLE ID:	LAB FILE ID:
Level 1	IC 320-147939/4	2017.01.26_537_CURVE_004.d
Level 2	IC 320-147939/5	2017.01.26_537_CURVE_005.d
Level 3	IC 320-147939/6	2017.01.26_537_CURVE_006.d
Level 4	IC 320-147939/7	2017.01.26_537_CURVE_007.d
Level 5	IC 320-147939/8	2017.01.26_537_CURVE_008.d
Level 6	IC 320-147939/9	2017.01.26_537_CURVE_009.d

ANALYTE	PERCENT ERROR						PERCENT ERROR LIMIT					
	LVL 1 #	LVL 2 #	LVL 3 #	LVL 4 #	LVL 5 #	LVL 6 #	LVL 1	LVL 2	LVL 3	LVL 4	LVL 5	LVL 6
Perfluorobutanesulfonic acid (PFBS)	5.6	17.4	11.2	-4.2	-4.6	3.7	50	50	50	50	50	50
Perfluorohexanesulfonic acid	-2.9	5.5	2.7	2.7	-5.2	-2.8	50	50	50	50	50	50
Perfluoroheptanoic acid	-0.7	6.9	-0.5	3.0	-5.5	-3.2	50	50	50	50	50	50
Perfluorooctanoic acid (PFOA)	0.0	8.2	-7.3	3.9	-9.4	4.6	50	50	50	50	50	50
Perfluorooctanesulfonic acid (PFOS)	-1.7	1.7	-0.6	2.5	-3.7	1.9	50	50	50	50	50	50
Perfluorononanoic acid	4.5	6.4	-2.4	0.9	-10.7	1.3	50	50	50	50	50	50
13C2 PFHxA	-5.2	-1.6	-2.0	4.8	1.0	3.1	30	30	30	30	30	30
13C2 PFDA	-7.0	0.4	-2.5	2.4	1.7	5.0	30	30	30	30	30	30





TestAmerica Sacramento
Target Compound Quantitation Report

Data File: \\ChromNa\Sacramento\ChromData\A8_N\20170126-39222.b\2017.01.26_537_CURVE_004.d
 Lims ID: IC L1
 Client ID:
 Sample Type: IC Calib Level: 1
 Inject. Date: 26-Jan-2017 11:03:01 ALS Bottle#: 1 Worklist Smp#: 4
 Injection Vol: 2.0 ul Dil. Factor: 1.0000
 Sample Info: L1_537
 Misc. Info.: Plate: 1 Rack: 1
 Operator ID: A8-PC\A8 Instrument ID: A8_N
 Sublist: chrom-537_A8_N*sub1

Method: \\ChromNa\Sacramento\ChromData\A8_N\20170126-39222.b\537_A8_N.m
 Limit Group: LC 537 ICAL
 Last Update: 30-Jan-2017 11:47:39 Calib Date: 26-Jan-2017 11:25:03
 Integrator: Picker
 Quant Method: Internal Standard Quant By: Initial Calibration
 Last ICal File: \\ChromNA\Sacramento\ChromData\A8_N\20170126-39222.b\2017.01.26_537_CURVE_009.d

Column 1 : Det: EXP1
 Process Host: XAWRK012

First Level Reviewer: chandrasenas Date: 26-Jan-2017 12:09:36

Signal	RT	EXP RT	DLT RT	REL RT	Response	Amount ng/ml	Ratio(Limits)	S/N	Flags
1 Perfluorobutanesulfonic acid									
298.90 > 80.00	1.510	1.510	0.0	1.000	4091129	9.48		351	
298.90 > 99.00	1.510	1.510	0.0	1.000	1798096		2.28(0.00-0.00)	466	
\$ 2 13C2 PFHxA									
315.00 > 270.00	1.639	1.638	0.001	1.000	2449365	9.48		6519	
3 Perfluorohexanesulfonic acid									
399.00 > 80.00	1.791	1.787	0.004	1.000	1142790	2.94		285	
4 Perfluoroheptanoic acid									
363.00 > 319.00	1.791	1.788	0.003	1.000	226942	0.9828		31.9	
* 6 13C2-PFOA									
415.00 > 370.00	1.980	1.979	0.001		2394556	10.0		5310	
5 Perfluorooctanoic acid									
413.00 > 369.00	1.988	1.980	0.008	1.000	432317	1.95		33.3	
413.00 > 169.00	1.980	1.980	0.0	0.996	250514		1.73(0.00-0.00)	213	
8 Perfluorooctane sulfonic acid									
499.00 > 80.00	2.223	2.140	0.083	1.000	1015341	3.94		504	M
499.00 > 99.00	2.223	2.140	0.083	1.000	244165		4.16(0.00-0.00)	190	M
* 7 13C4 PFOS									
503.00 > 80.00	2.223	2.220	0.003		6623994	28.7		7372	
9 Perfluorononanoic acid									
463.00 > 419.00	2.231	2.229	0.002	1.000	353574	2.17		87.2	
\$ 10 13C2 PFDA									
515.00 > 470.00	2.390	2.384	0.006	1.000	1437714	9.30		2384	

QC Flag Legend

Review Flags

M - Manually Integrated

Reagents:

LC537-L1_00017

Amount Added: 1.00

Units: mL

TestAmerica Sacramento

Data File: \\ChromNa\Sacramento\ChromData\A8_N\20170126-39222.b\2017.01.26_537_CURVE_004.d

Injection Date: 26-Jan-2017 11:03:01

Instrument ID: A8_N

Lims ID: IC L1

Client ID:

Operator ID: A8-PC\A8

ALS Bottle#: 1

Worklist Smp#: 4

Injection Vol: 2.0 ul

Dil. Factor: 1.0000

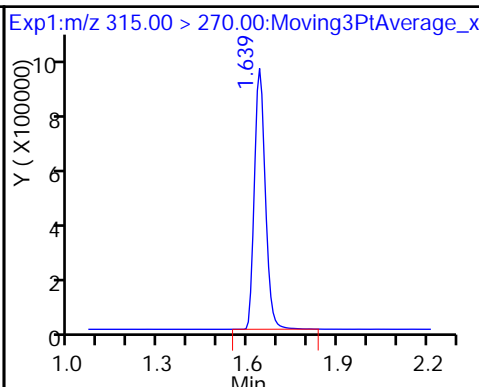
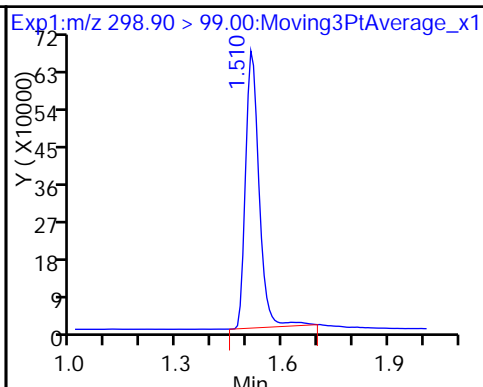
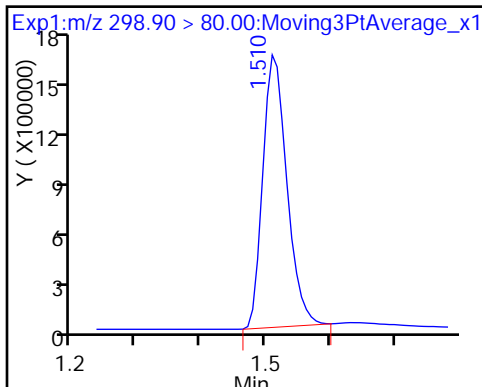
Method: 537_A8_N

Limit Group: LC 537 ICAL

1 Perfluorobutanesulfonic acid

1 Perfluorobutanesulfonic acid

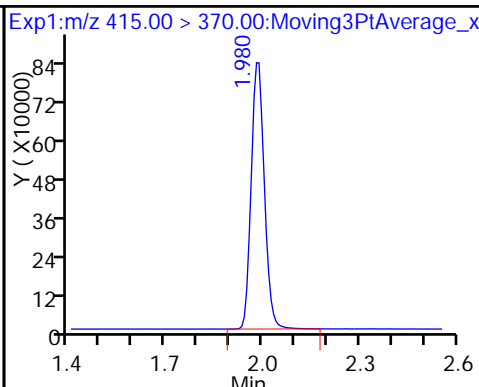
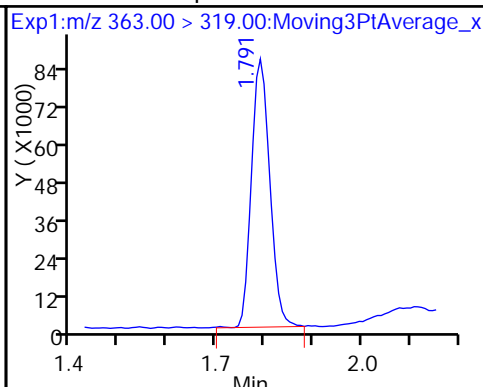
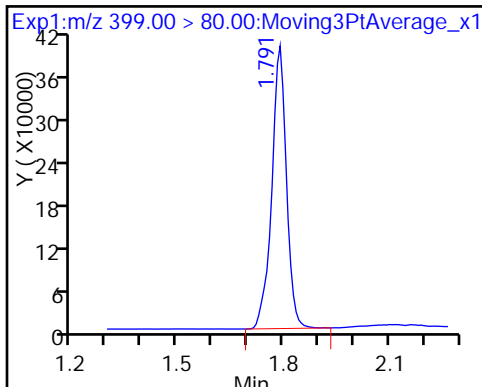
\$ 2 13C2 PFHxA



3 Perfluorohexanesulfonic acid

4 Perfluoroheptanoic acid

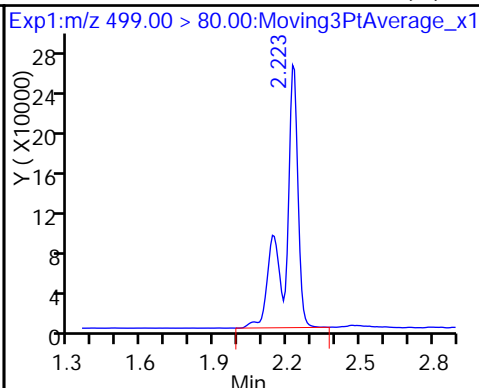
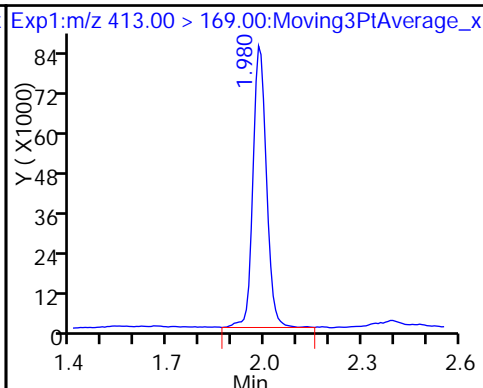
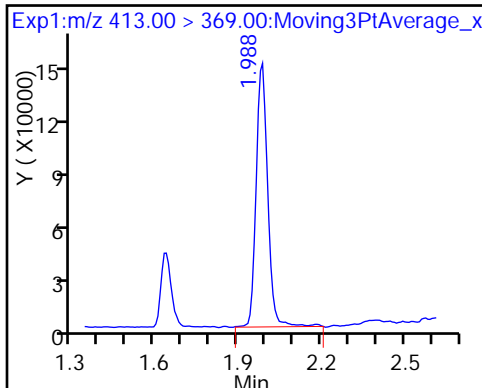
* 6 13C2-PFOA



5 Perfluorooctanoic acid

5 Perfluorooctanoic acid

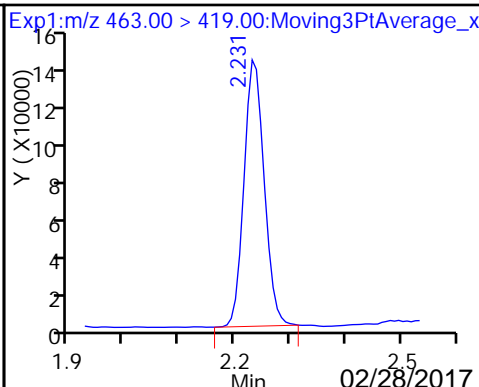
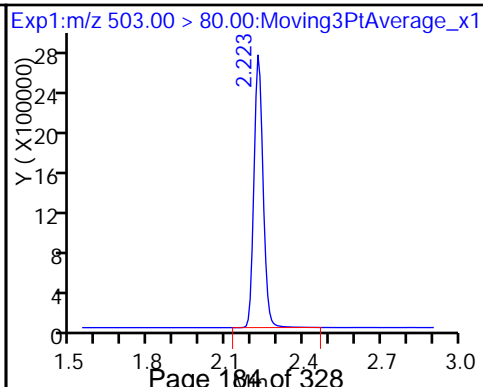
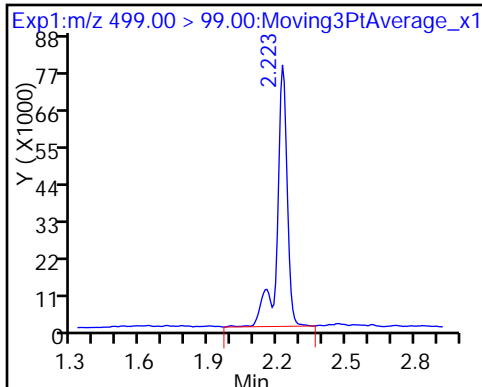
8 Perfluorooctane sulfonic acid (M)



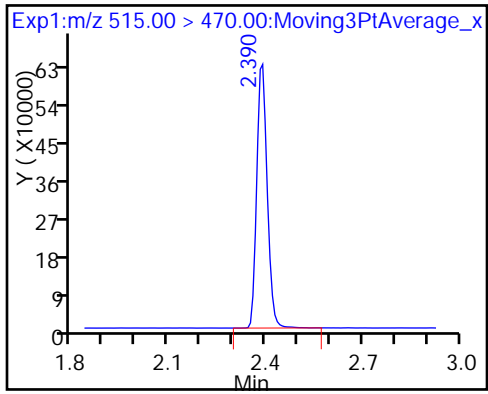
8 Perfluorooctane sulfonic acid (M)

* 7 13C4 PFOS

9 Perfluorononanoic acid



\$ 10 13C2 PFDA



TestAmerica Sacramento

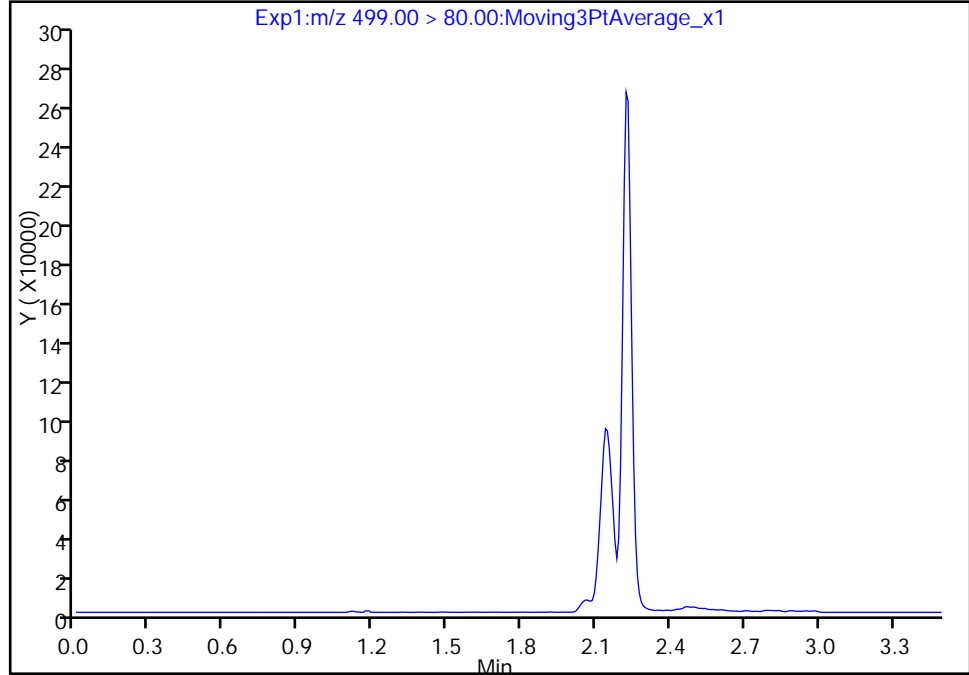
Data File: \\ChromNa\Sacramento\ChromData\A8_N\20170126-39222.b\2017.01.26_537_CURVE_004.d
Injection Date: 26-Jan-2017 11:03:01 Instrument ID: A8_N
Lims ID: IC L1
Client ID:
Operator ID: A8-PC\A8 ALS Bottle#: 1 Worklist Smp#: 4
Injection Vol: 2.0 ul Dil. Factor: 1.0000
Method: 537_A8_N Limit Group: LC 537 ICAL
Column: Detector EXP1

8 Perfluorooctane sulfonic acid, CAS: 1763-23-1

Signal: 1

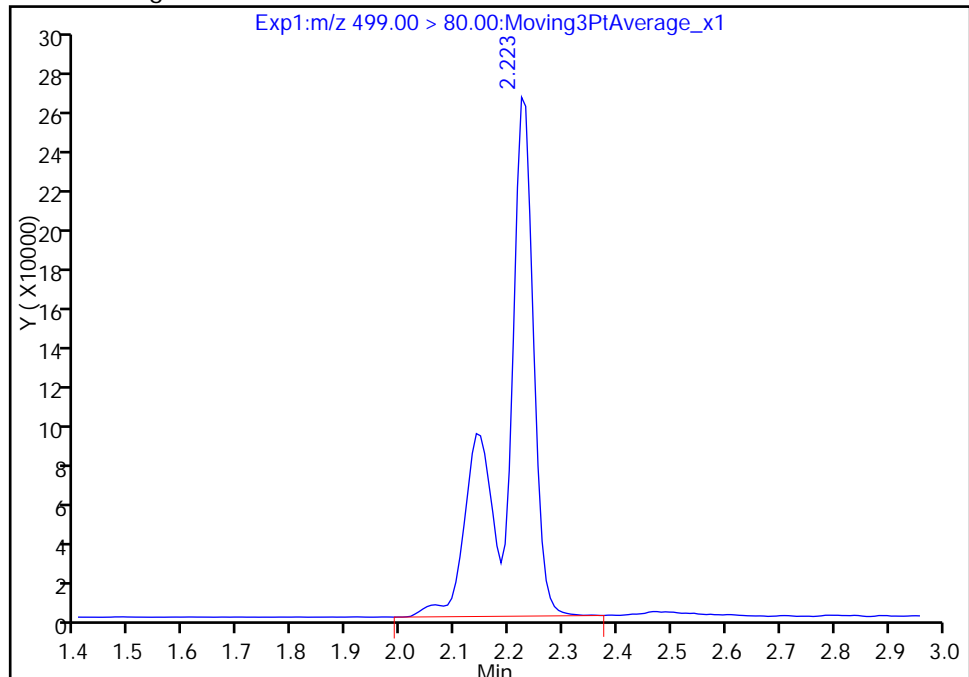
Not Detected
Expected RT: 2.14

Processing Integration Results



RT: 2.22
Area: 1015341
Amount: 3.937687
Amount Units: ng/ml

Manual Integration Results



Reviewer: chandrasenas, 26-Jan-2017 12:09:36
Audit Action: Manually Integrated

Audit Reason: Assign Peak

TestAmerica Sacramento

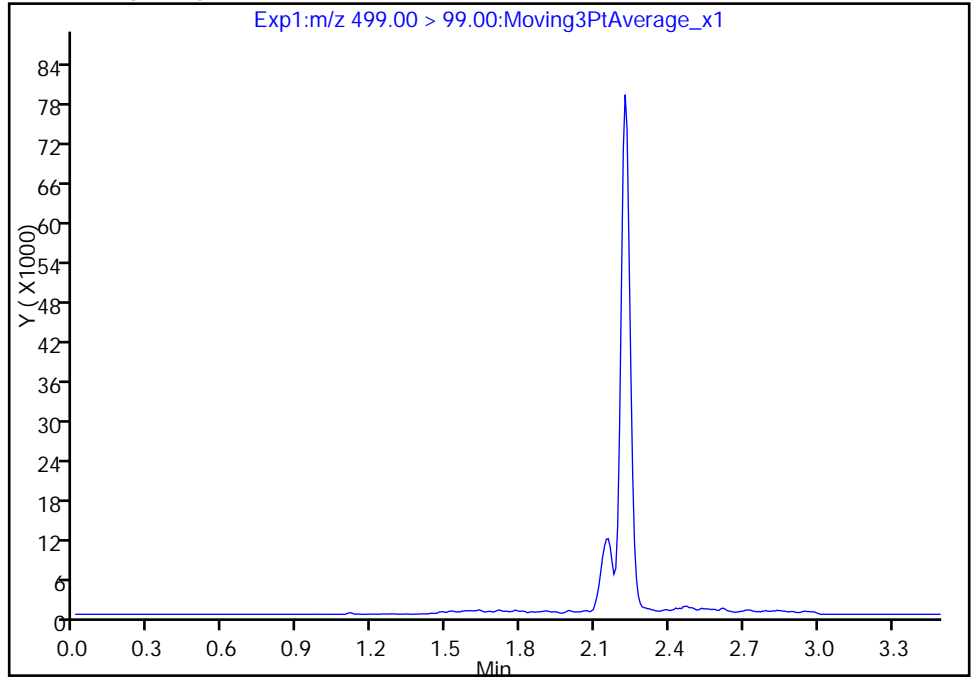
Data File: \\ChromNa\Sacramento\ChromData\A8_N\20170126-39222.b\2017.01.26_537_CURVE_004.d
Injection Date: 26-Jan-2017 11:03:01 Instrument ID: A8_N
Lims ID: IC L1
Client ID:
Operator ID: A8-PC\A8 ALS Bottle#: 1 Worklist Smp#: 4
Injection Vol: 2.0 ul Dil. Factor: 1.0000
Method: 537_A8_N Limit Group: LC 537 ICAL
Column: Detector EXP1

8 Perfluorooctane sulfonic acid, CAS: 1763-23-1

Signal: 2

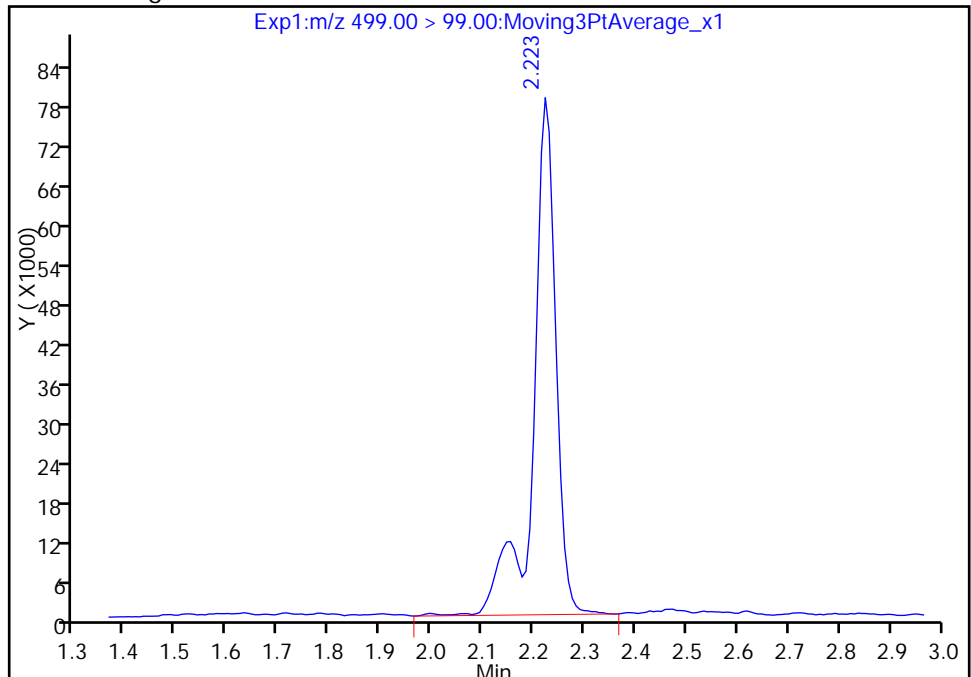
Not Detected
Expected RT: 2.14

Processing Integration Results



RT: 2.22
Area: 244165
Amount: 3.937687
Amount Units: ng/ml

Manual Integration Results



Reviewer: chandrasenas, 26-Jan-2017 12:09:36

Audit Action: Manually Integrated

Audit Reason: Assign Peak

TestAmerica Sacramento
Target Compound Quantitation Report

Data File: \\ChromNa\Sacramento\ChromData\A8_N\20170126-39222.b\2017.01.26_537_CURVE_005.d
 Lims ID: IC L2
 Client ID:
 Sample Type: IC Calib Level: 2
 Inject. Date: 26-Jan-2017 11:07:28 ALS Bottle#: 2 Worklist Smp#: 5
 Injection Vol: 2.0 ul Dil. Factor: 1.0000
 Sample Info: L2_537
 Misc. Info.: Plate: 1 Rack: 1
 Operator ID: A8-PC\A8 Instrument ID: A8_N
 Sublist: chrom-537_A8_N*sub1

Method: \\ChromNa\Sacramento\ChromData\A8_N\20170126-39222.b\537_A8_N.m
 Limit Group: LC 537 ICAL
 Last Update: 30-Jan-2017 11:47:41 Calib Date: 26-Jan-2017 11:25:03
 Integrator: Picker
 Quant Method: Internal Standard Quant By: Initial Calibration
 Last ICal File: \\ChromNA\Sacramento\ChromData\A8_N\20170126-39222.b\2017.01.26_537_CURVE_009.d

Column 1 : Det: EXP1
 Process Host: XAWRK012

First Level Reviewer: chandrasenas Date: 26-Jan-2017 12:10:13

Signal	RT	EXP RT	DLT RT	REL RT	Response	Amount ng/ml	Ratio(Limits)	S/N	Flags
1 Perfluorobutanesulfonic acid									
298.90 > 80.00	1.510	1.510	0.0	1.000	10992329	26.9		802	
298.90 > 99.00	1.510	1.510	0.0	1.000	4687208		2.35(0.00-0.00)	866	
\$ 2 13C2 PFHxA									
315.00 > 270.00	1.639	1.638	0.001	1.000	2514804	9.84		6701	
3 Perfluorohexanesulfonic acid									
399.00 > 80.00	1.791	1.787	0.004	1.000	3104280	8.14		670	
4 Perfluoroheptanoic acid									
363.00 > 319.00	1.791	1.788	0.003	1.000	616263	2.70		90.7	
* 6 13C2-PFOA									
415.00 > 370.00	1.980	1.979	0.001		2369193	10.0		5564	
5 Perfluorooctanoic acid									
413.00 > 369.00	1.980	1.980	0.0	1.000	1180376	5.39		87.8	
413.00 > 169.00	1.980	1.980	0.0	1.000	670918		1.76(0.00-0.00)	562	
8 Perfluorooctane sulfonic acid									
499.00 > 80.00	2.223	2.140	0.083	1.000	2626980	10.4		1151	M
499.00 > 99.00	2.223	2.140	0.083	1.000	641268		4.10(0.00-0.00)	512	M
* 7 13C4 PFOS									
503.00 > 80.00	2.223	2.220	0.003		6496935	28.7		7906	
9 Perfluorononanoic acid									
463.00 > 419.00	2.231	2.229	0.002	1.000	908738	5.63		219	
\$ 10 13C2 PFDA									
515.00 > 470.00	2.382	2.384	-0.002	1.000	1536073	10.0		2442	

QC Flag Legend

Review Flags

M - Manually Integrated

Reagents:

LC537-L2_00016

Amount Added: 1.00

Units: mL

TestAmerica Sacramento

Data File: \\ChromNa\Sacramento\ChromData\A8_N\20170126-39222.b\2017.01.26_537_CURVE_005.d

Injection Date: 26-Jan-2017 11:07:28

Instrument ID: A8_N

Lims ID: IC L2

Client ID:

Operator ID: A8-PC\A8

ALS Bottle#: 2

Worklist Smp#: 5

Injection Vol: 2.0 ul

Dil. Factor: 1.0000

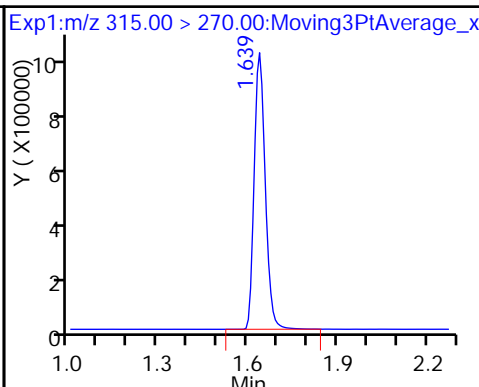
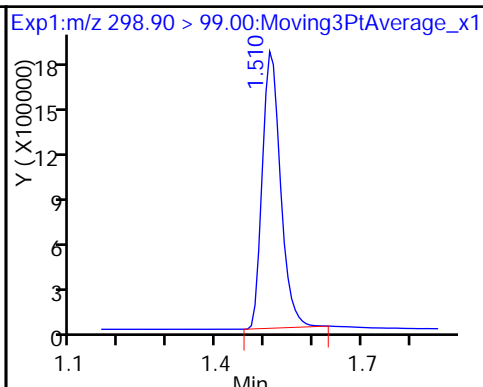
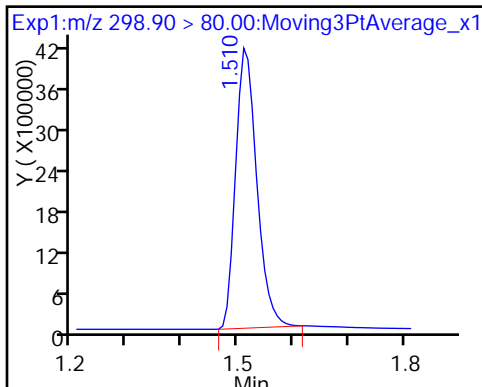
Method: 537_A8_N

Limit Group: LC 537 ICAL

1 Perfluorobutanesulfonic acid

1 Perfluorobutanesulfonic acid

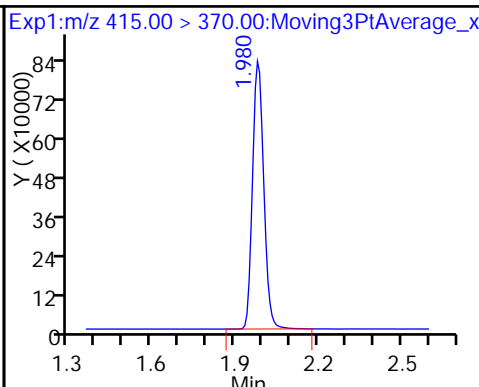
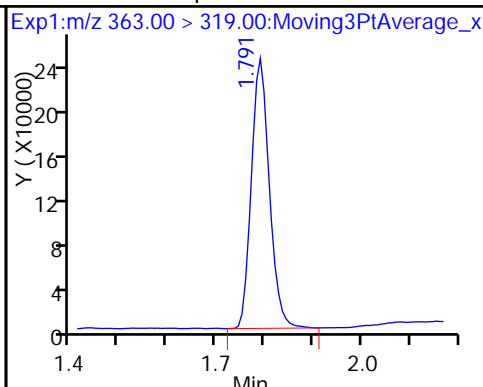
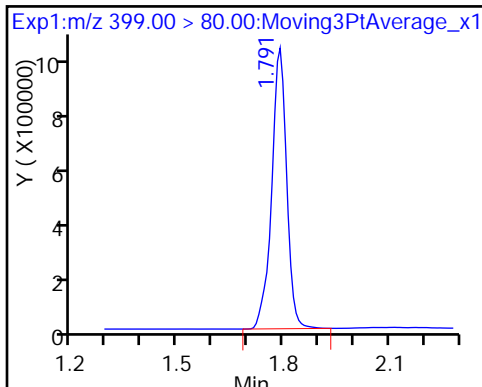
\$ 2 13C2 PFHxA



3 Perfluorohexanesulfonic acid

4 Perfluoroheptanoic acid

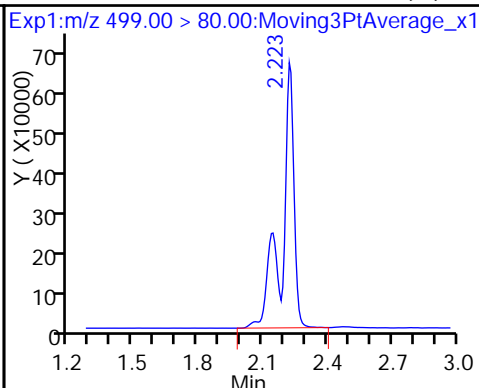
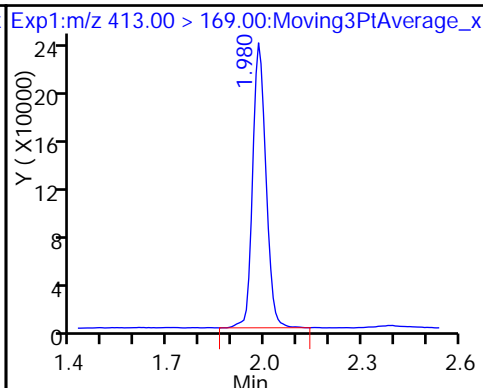
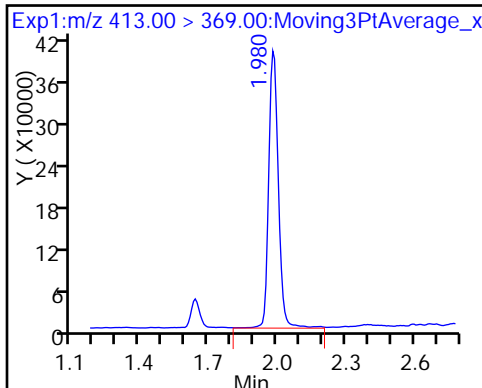
* 6 13C2-PFOA



5 Perfluorooctanoic acid

5 Perfluorooctanoic acid

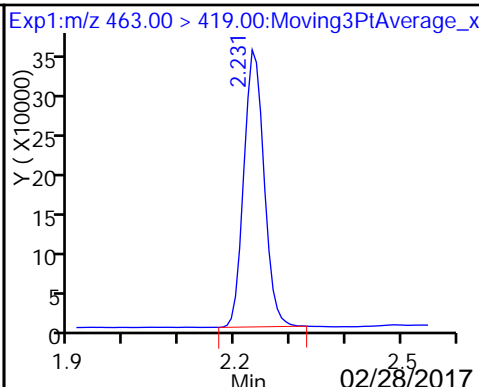
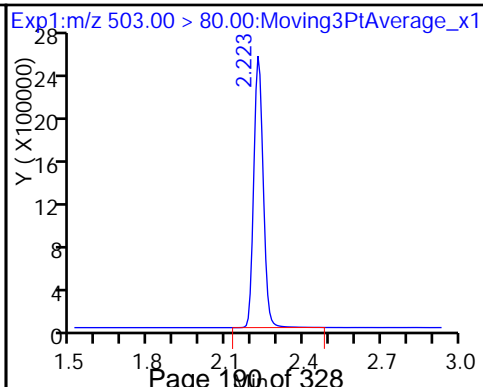
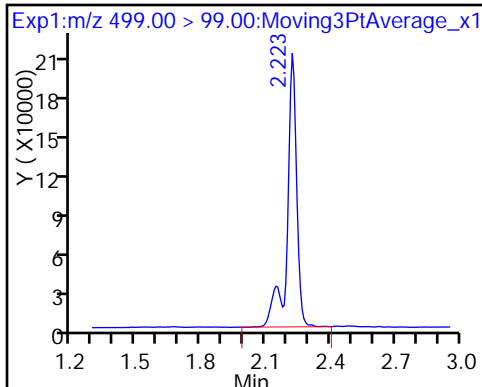
8 Perfluorooctane sulfonic acid (M)



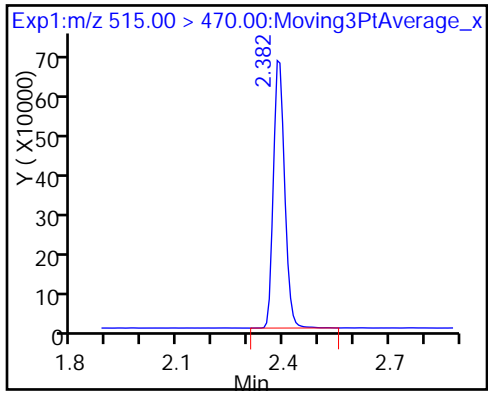
8 Perfluorooctane sulfonic acid (M)

* 7 13C4 PFOS

9 Perfluorononanoic acid



\$ 10 13C2 PFDA



TestAmerica Sacramento

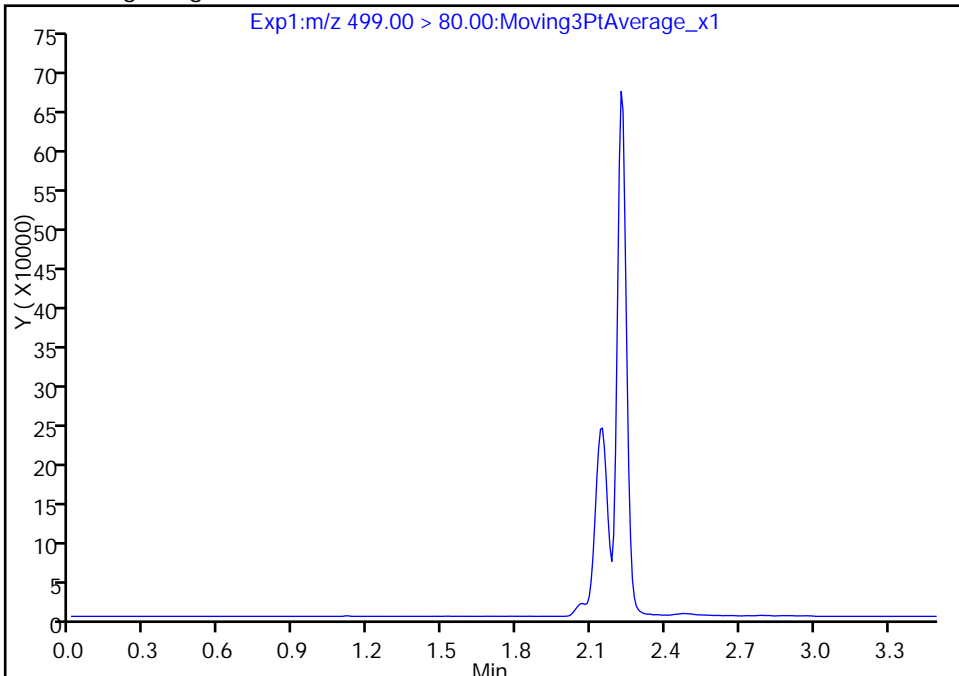
Data File: \\ChromNa\Sacramento\ChromData\A8_N\20170126-39222.b\2017.01.26_537_CURVE_005.d
Injection Date: 26-Jan-2017 11:07:28 Instrument ID: A8_N
Lims ID: IC L2
Client ID:
Operator ID: A8-PC\A8 ALS Bottle#: 2 Worklist Smp#: 5
Injection Vol: 2.0 ul Dil. Factor: 1.0000
Method: 537_A8_N Limit Group: LC 537 ICAL
Column: Detector EXP1

8 Perfluorooctane sulfonic acid, CAS: 1763-23-1

Signal: 1

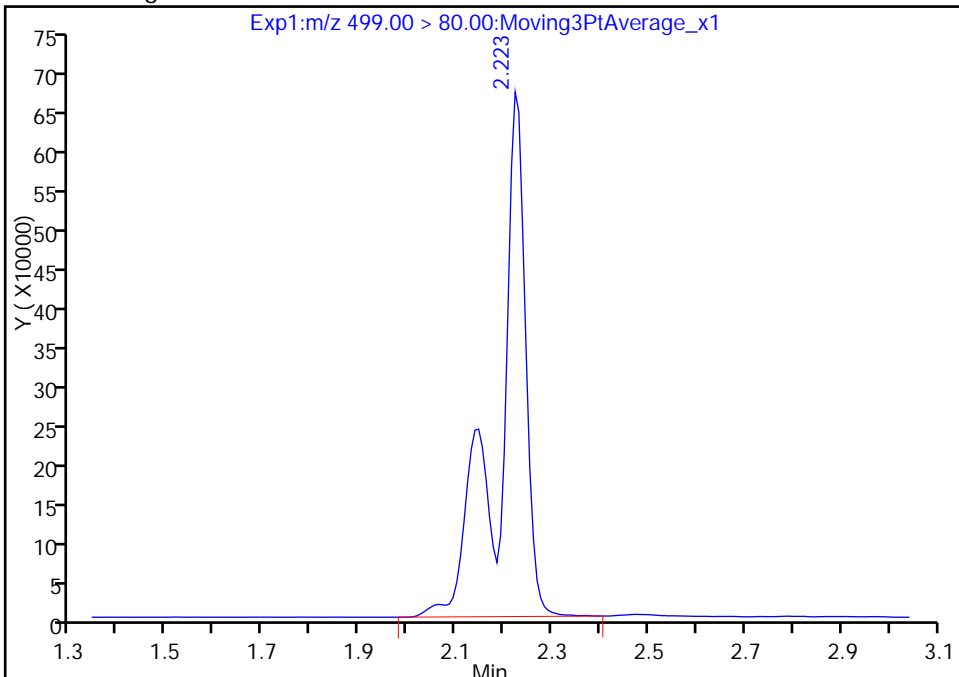
Not Detected
Expected RT: 2.14

Processing Integration Results



Manual Integration Results

RT: 2.22
Area: 2626980
Amount: 10.387175
Amount Units: ng/ml



Reviewer: chandrasenas, 26-Jan-2017 12:10:13
Audit Action: Manually Integrated

Audit Reason: Assign Peak

TestAmerica Sacramento

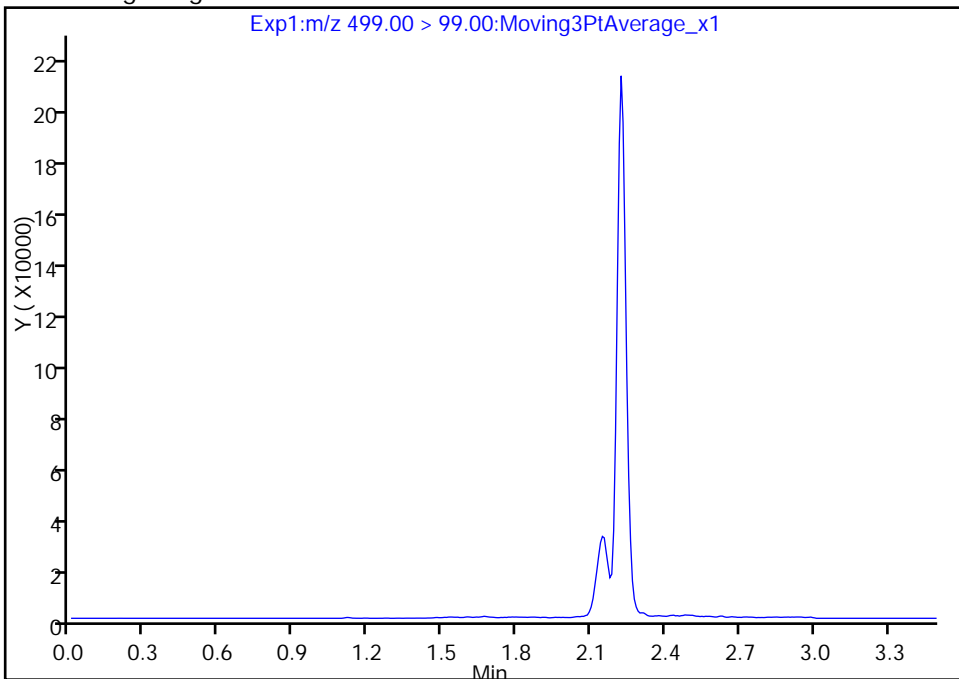
Data File: \\ChromNa\Sacramento\ChromData\A8_N\20170126-39222.b\2017.01.26_537_CURVE_005.d
Injection Date: 26-Jan-2017 11:07:28 Instrument ID: A8_N
Lims ID: IC L2
Client ID:
Operator ID: A8-PC\A8 ALS Bottle#: 2 Worklist Smp#: 5
Injection Vol: 2.0 ul Dil. Factor: 1.0000
Method: 537_A8_N Limit Group: LC 537 ICAL
Column: Detector EXP1

8 Perfluorooctane sulfonic acid, CAS: 1763-23-1

Signal: 2

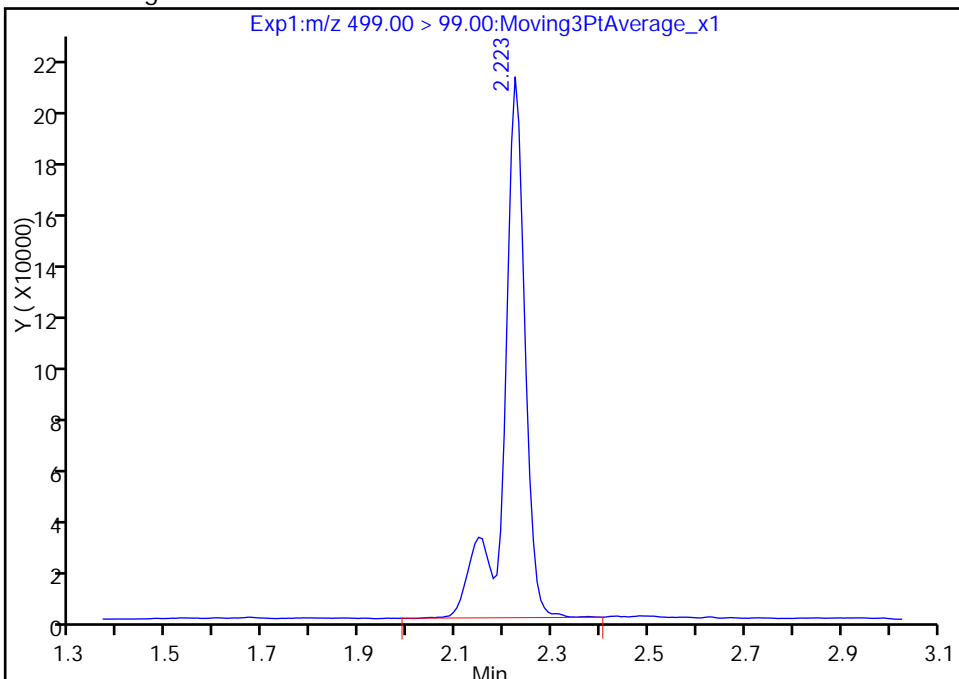
Not Detected
Expected RT: 2.14

Processing Integration Results



Manual Integration Results

RT: 2.22
Area: 641268
Amount: 10.387175
Amount Units: ng/ml



Reviewer: chandrasenas, 26-Jan-2017 12:10:13

Audit Action: Manually Integrated

Audit Reason: Assign Peak

TestAmerica Sacramento
Target Compound Quantitation Report

Data File: \\ChromNa\Sacramento\ChromData\A8_N\20170126-39222.b\2017.01.26_537_CURVE_006.d
 Lims ID: IC L3
 Client ID:
 Sample Type: IC Calib Level: 3
 Inject. Date: 26-Jan-2017 11:11:53 ALS Bottle#: 3 Worklist Smp#: 6
 Injection Vol: 2.0 ul Dil. Factor: 1.0000
 Sample Info: L3_537
 Misc. Info.: Plate: 1 Rack: 1
 Operator ID: A8-PC\A8 Instrument ID: A8_N
 Sublist: chrom-537_A8_N*sub1

Method: \\ChromNa\Sacramento\ChromData\A8_N\20170126-39222.b\537_A8_N.m
 Limit Group: LC 537 ICAL
 Last Update: 30-Jan-2017 11:47:42 Calib Date: 26-Jan-2017 11:25:03
 Integrator: Picker
 Quant Method: Internal Standard Quant By: Initial Calibration
 Last ICal File: \\ChromNA\Sacramento\ChromData\A8_N\20170126-39222.b\2017.01.26_537_CURVE_009.d

Column 1 : Det: EXP1
 Process Host: XAWRK012

First Level Reviewer: chandrasenas Date: 26-Jan-2017 12:10:41

Signal	RT	EXP RT	DLT RT	REL RT	Response	Amount ng/ml	Ratio(Limits)	S/N	Flags
1 Perfluorobutanesulfonic acid									
298.90 > 80.00	1.510	1.510	0.0	1.000	20307189	50.1		1251	
298.90 > 99.00	1.510	1.510	0.0	1.000	9133177		2.22(0.00-0.00)	1402	
\$ 2 13C2 PFHxA									
315.00 > 270.00	1.639	1.638	0.001	1.000	2663857	9.80		5739	
3 Perfluorohexanesulfonic acid									
399.00 > 80.00	1.783	1.787	-0.004	1.000	6180212	15.6		1126	
4 Perfluoroheptanoic acid									
363.00 > 319.00	1.791	1.788	0.003	1.000	1202991	4.95		163	
* 6 13C2-PFOA									
415.00 > 370.00	1.980	1.979	0.001		2520070	10.0		5579	
5 Perfluorooctanoic acid									
413.00 > 369.00	1.980	1.980	0.0	1.000	2118361	9.09		164	
413.00 > 169.00	1.980	1.980	0.0	1.000	1215745		1.74(0.00-0.00)	978	
8 Perfluorooctane sulfonic acid									
499.00 > 80.00	2.223	2.140	0.083	1.000	5250567	20.0		1734	M
499.00 > 99.00	2.223	2.140	0.083	1.000	1270578		4.13(0.00-0.00)	868	M
* 7 13C4 PFOS									
503.00 > 80.00	2.223	2.220	0.003		6741021	28.7		5703	
9 Perfluorononanoic acid									
463.00 > 419.00	2.231	2.229	0.002	1.000	1746263	10.2		386	
\$ 10 13C2 PFDA									
515.00 > 470.00	2.382	2.384	-0.002	1.000	1585927	9.75		2596	

QC Flag Legend

Review Flags

M - Manually Integrated

Reagents:

LC537-L3_00019

Amount Added: 1.00

Units: mL

TestAmerica Sacramento

Data File: \\ChromNa\Sacramento\ChromData\A8_N\20170126-39222.b\2017.01.26_537_CURVE_006.d

Injection Date: 26-Jan-2017 11:11:53

Instrument ID: A8_N

Lims ID: IC L3

Client ID:

Operator ID: A8-PC\A8

ALS Bottle#: 3

Worklist Smp#: 6

Injection Vol: 2.0 ul

Dil. Factor: 1.0000

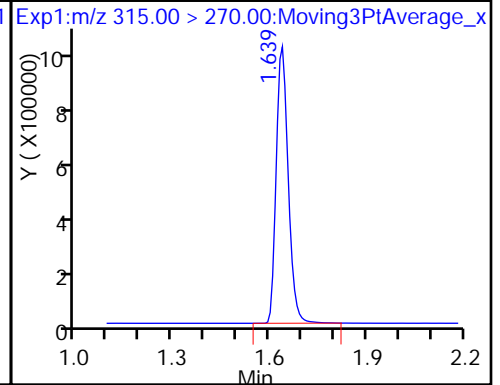
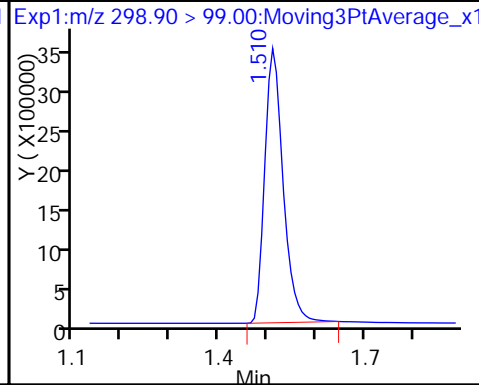
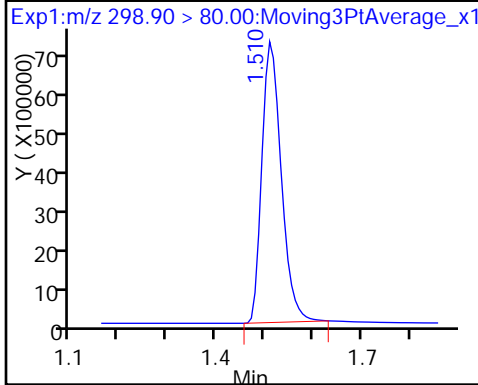
Method: 537_A8_N

Limit Group: LC 537 ICAL

1 Perfluorobutanesulfonic acid

1 Perfluorobutanesulfonic acid

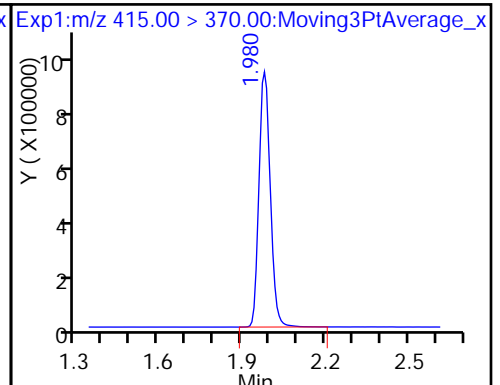
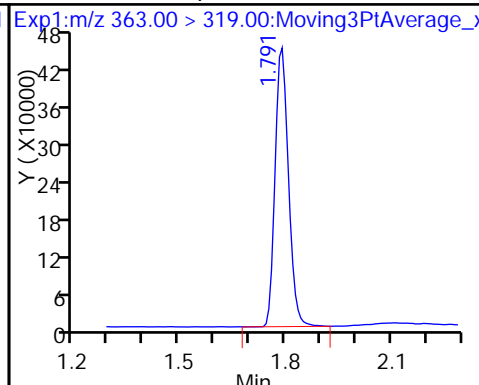
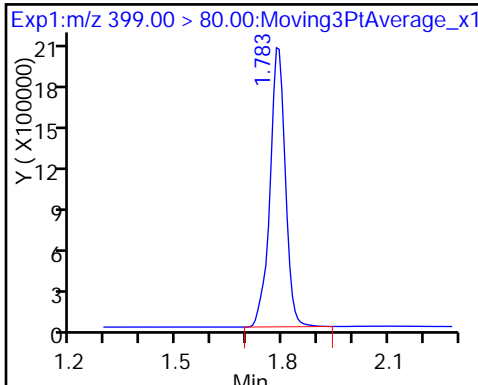
\$ 2 13C2 PFHxA



3 Perfluorohexanesulfonic acid

4 Perfluoroheptanoic acid

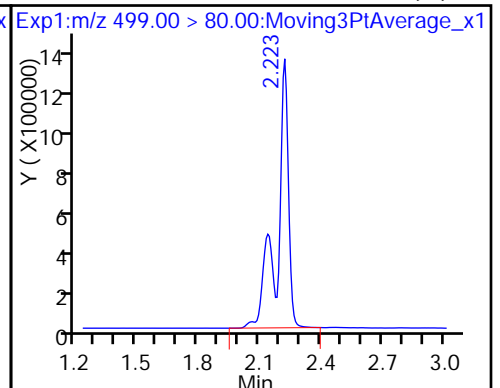
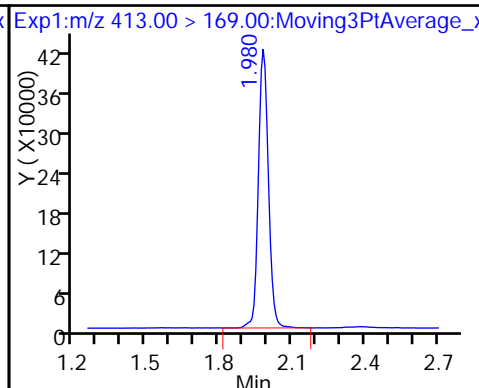
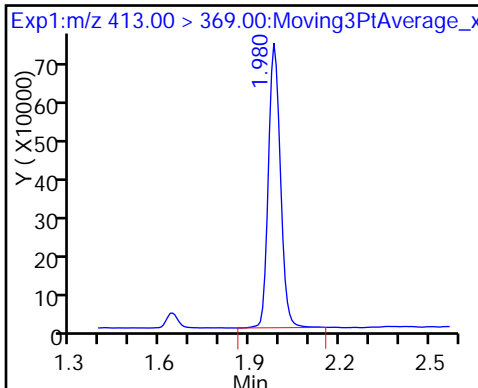
* 6 13C2-PFOA



5 Perfluorooctanoic acid

5 Perfluorooctanoic acid

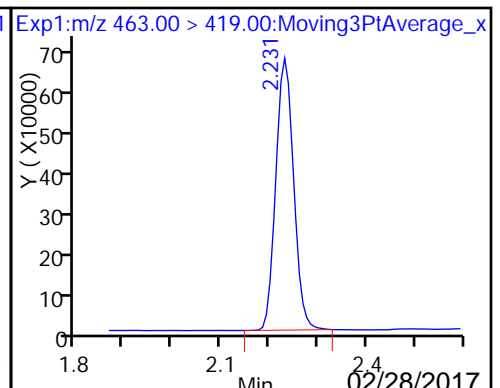
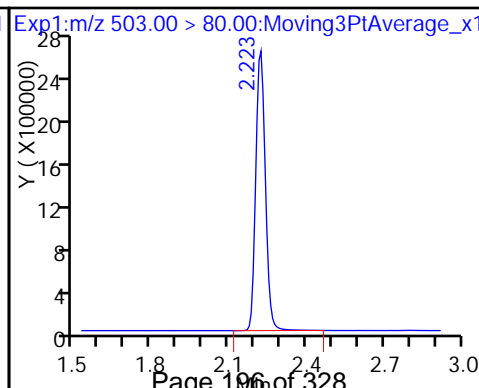
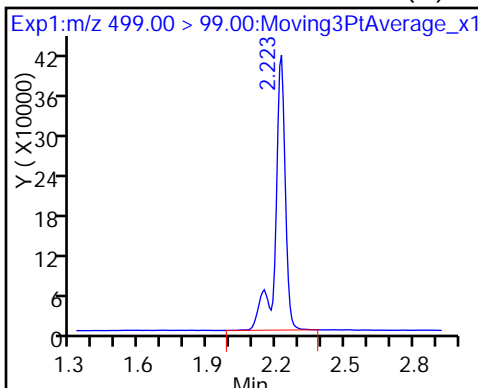
8 Perfluorooctane sulfonic acid (M)



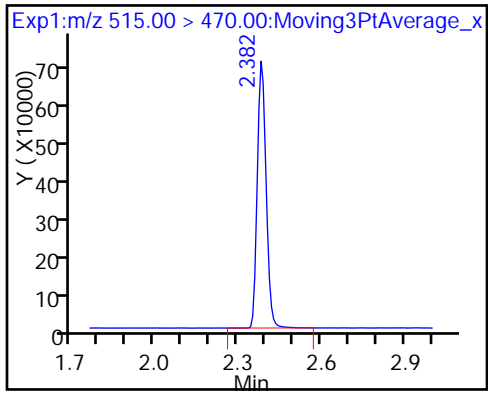
8 Perfluorooctane sulfonic acid (M)

* 7 13C4 PFOS

9 Perfluorononanoic acid



\$ 10 13C2 PFDA



TestAmerica Sacramento

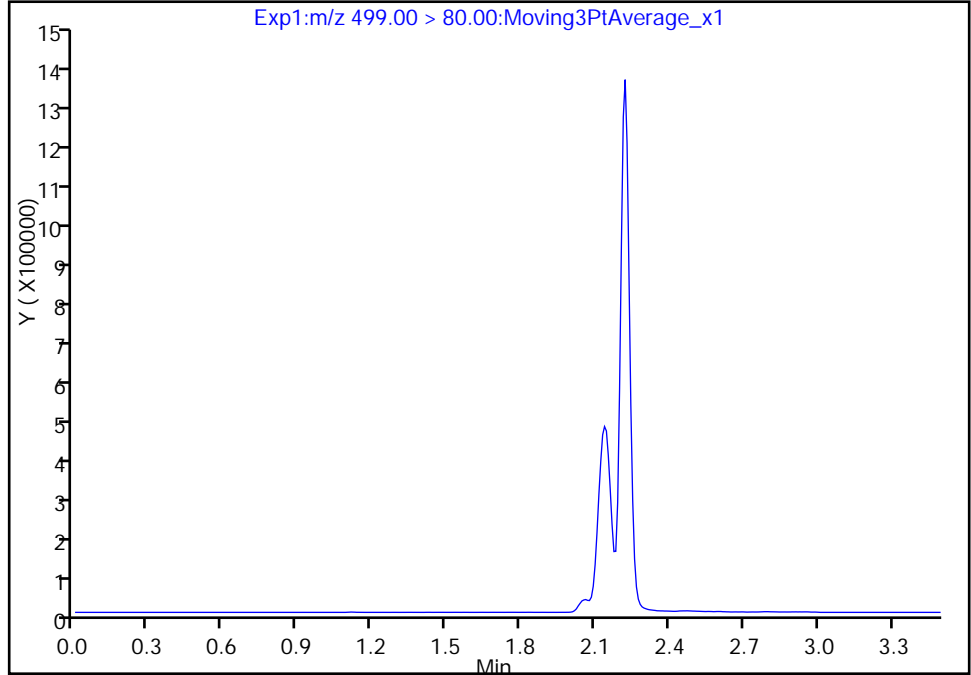
Data File: \\ChromNa\Sacramento\ChromData\A8_N\20170126-39222.b\2017.01.26_537_CURVE_006.d
Injection Date: 26-Jan-2017 11:11:53 Instrument ID: A8_N
Lims ID: IC L3
Client ID:
Operator ID: A8-PC\A8 ALS Bottle#: 3 Worklist Smp#: 6
Injection Vol: 2.0 ul Dil. Factor: 1.0000
Method: 537_A8_N Limit Group: LC 537 ICAL
Column: Detector EXP1

8 Perfluorooctane sulfonic acid, CAS: 1763-23-1

Signal: 1

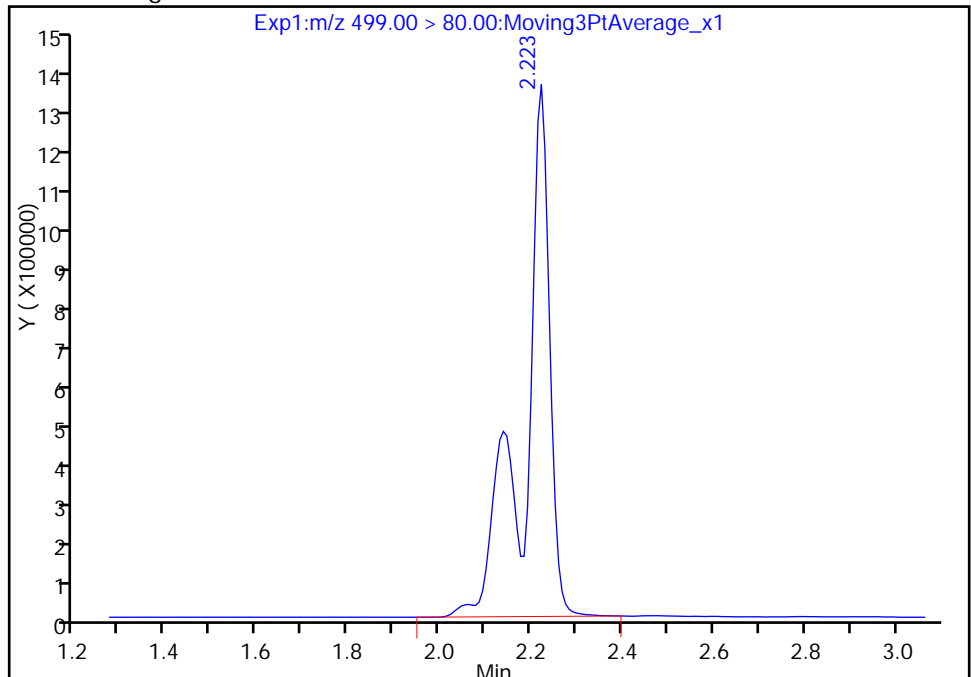
Not Detected
Expected RT: 2.14

Processing Integration Results



Manual Integration Results

RT: 2.22
Area: 5250567
Amount: 20.009200
Amount Units: ng/ml



Reviewer: chandrasenas, 26-Jan-2017 12:10:41
Audit Action: Manually Integrated

Audit Reason: Assign Peak

TestAmerica Sacramento

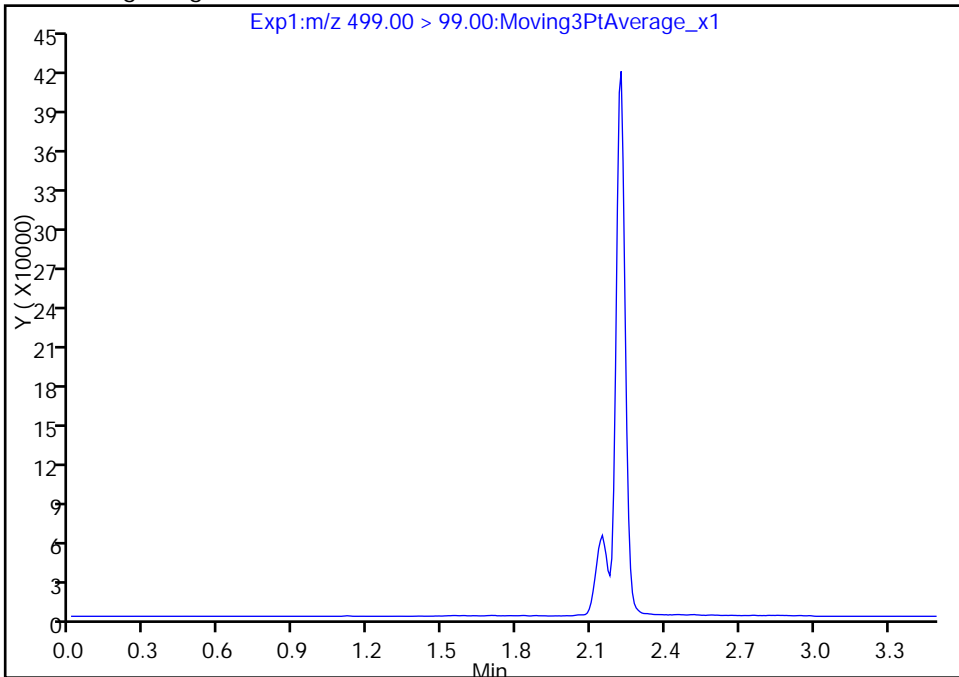
Data File: \\ChromNa\Sacramento\ChromData\A8_N\20170126-39222.b\2017.01.26_537_CURVE_006.d
Injection Date: 26-Jan-2017 11:11:53 Instrument ID: A8_N
Lims ID: IC L3
Client ID:
Operator ID: A8-PC\A8 ALS Bottle#: 3 Worklist Smp#: 6
Injection Vol: 2.0 ul Dil. Factor: 1.0000
Method: 537_A8_N Limit Group: LC 537 ICAL
Column: Detector EXP1

8 Perfluorooctane sulfonic acid, CAS: 1763-23-1

Signal: 2

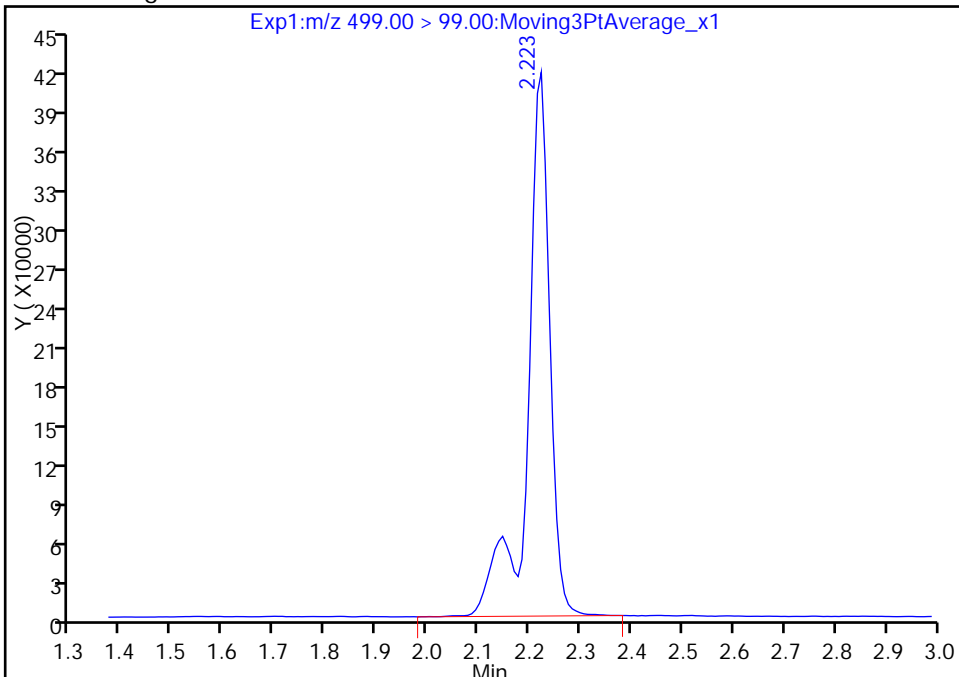
Not Detected
Expected RT: 2.14

Processing Integration Results



Manual Integration Results

RT: 2.22
Area: 1270578
Amount: 20.009200
Amount Units: ng/ml



Reviewer: chandrasenas, 26-Jan-2017 12:10:41

Audit Action: Manually Integrated

Audit Reason: Assign Peak

TestAmerica Sacramento
Target Compound Quantitation Report

Data File: \\ChromNa\Sacramento\ChromData\A8_N\20170126-39222.b\2017.01.26_537_CURVE_007.d
 Lims ID: IC L4
 Client ID:
 Sample Type: ICISAV Calib Level: 4
 Inject. Date: 26-Jan-2017 11:16:16 ALS Bottle#: 4 Worklist Smp#: 7
 Injection Vol: 2.0 ul Dil. Factor: 1.0000
 Sample Info: L4_537
 Misc. Info.: Plate: 1 Rack: 1
 Operator ID: A8-PC\A8 Instrument ID: A8_N
 Sublist: chrom-537_A8_N*sub1

Method: \\ChromNa\Sacramento\ChromData\A8_N\20170126-39222.b\537_A8_N.m
 Limit Group: LC 537 ICAL
 Last Update: 30-Jan-2017 11:47:44 Calib Date: 26-Jan-2017 11:25:03
 Integrator: Picker
 Quant Method: Internal Standard Quant By: Initial Calibration
 Last ICal File: \\ChromNA\Sacramento\ChromData\A8_N\20170126-39222.b\2017.01.26_537_CURVE_009.d

Column 1 : Det: EXP1
 Process Host: XAWRK012

First Level Reviewer: chandrasenas Date: 26-Jan-2017 12:08:59

Signal	RT	EXP RT	DLT RT	REL RT	Response	Amount ng/ml	Ratio(Limits)	S/N	Flags
1 Perfluorobutanesulfonic acid									
298.90 > 80.00	1.510	1.510	0.0	1.000	40111981	87.1		1617	
298.90 > 99.00	1.510	1.510	0.0	1.000	20577220		1.95(0.00-0.00)	2167	
\$ 2 13C2 PFHxA									
315.00 > 270.00	1.639	1.638	0.001	1.000	3479578	10.5		6594	
3 Perfluorohexanesulfonic acid									
399.00 > 80.00	1.791	1.787	0.004	1.000	15346095	31.5		2118	
4 Perfluoroheptanoic acid									
363.00 > 319.00	1.791	1.788	0.003	1.000	3062534	10.3		405	
* 6 13C2-PFOA									
415.00 > 370.00	1.980	1.979	0.001		3076249	10.0		5651	
5 Perfluorooctanoic acid									
413.00 > 369.00	1.980	1.980	0.0	1.000	5838940	20.5		395	
413.00 > 169.00	1.980	1.980	0.0	1.000	3484590		1.68(0.00-0.00)	2208	
8 Perfluorooctane sulfonic acid									
499.00 > 80.00	2.223	2.140	0.083	1.000	13442641	41.6		2970	M
499.00 > 99.00	2.223	2.140	0.083	1.000	3300271		4.07(0.00-0.00)	2000	M
* 7 13C4 PFOS									
503.00 > 80.00	2.223	2.220	0.003		8308914	28.7		8294	
9 Perfluorononanoic acid									
463.00 > 419.00	2.231	2.229	0.002	1.000	4439886	21.2		932	
\$ 10 13C2 PFDA									
515.00 > 470.00	2.382	2.384	-0.002	1.000	2033318	10.2		3084	

QC Flag Legend

Review Flags

M - Manually Integrated

Reagents:

LC537-L4_00017

Amount Added: 1.00

Units: mL

TestAmerica Sacramento

Data File: \\ChromNa\Sacramento\ChromData\A8_N\20170126-39222.b\2017.01.26_537_CURVE_007.d

Injection Date: 26-Jan-2017 11:16:16

Instrument ID: A8_N

Lims ID: IC L4

Client ID:

Operator ID: A8-PC\A8

ALS Bottle#: 4

Worklist Smp#: 7

Injection Vol: 2.0 ul

Dil. Factor: 1.0000

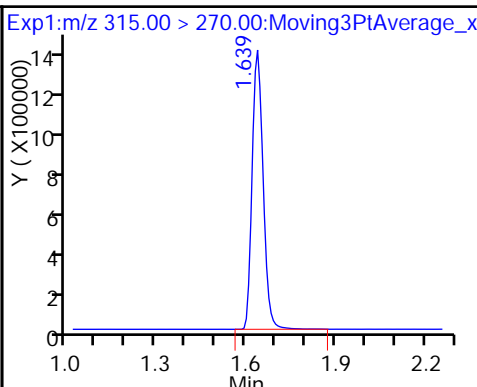
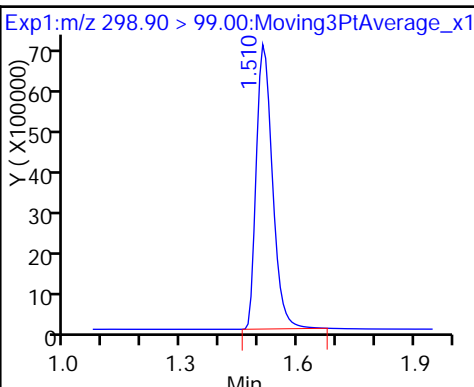
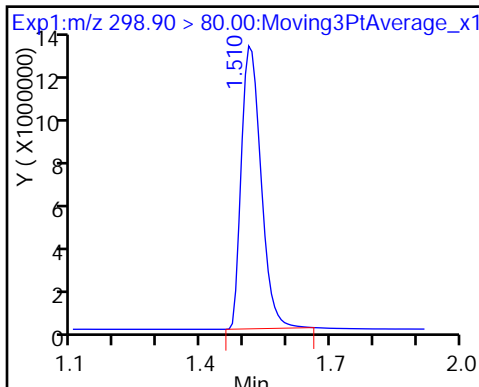
Method: 537_A8_N

Limit Group: LC 537 ICAL

1 Perfluorobutanesulfonic acid

1 Perfluorobutanesulfonic acid

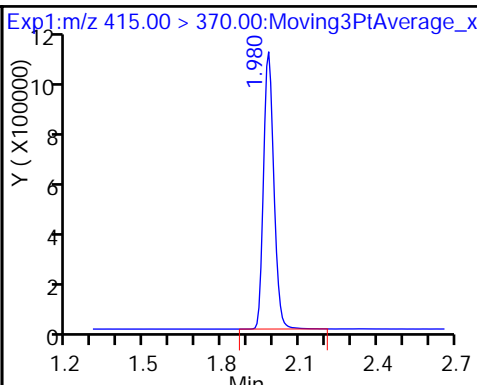
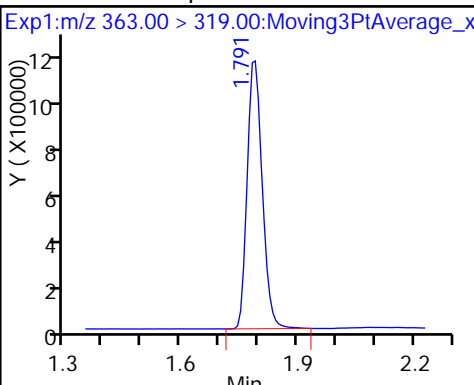
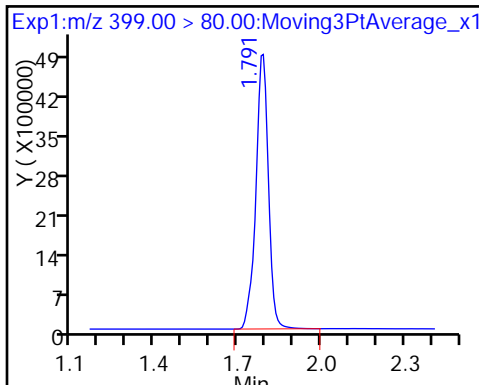
\$ 2 13C2 PFHxA



3 Perfluorohexanesulfonic acid

4 Perfluoroheptanoic acid

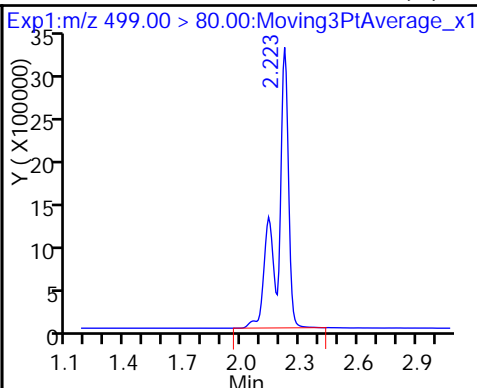
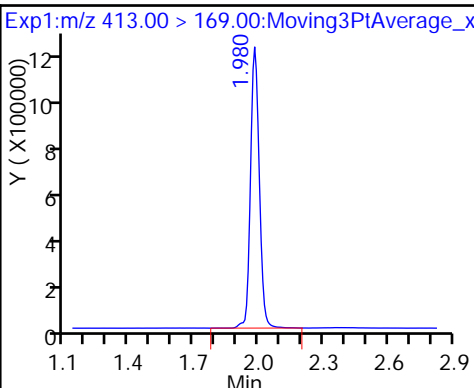
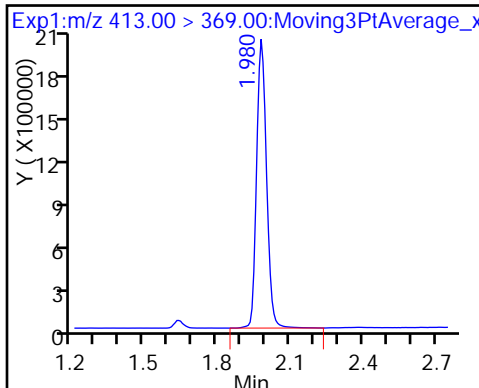
* 6 13C2-PFOA



5 Perfluorooctanoic acid

5 Perfluorooctanoic acid

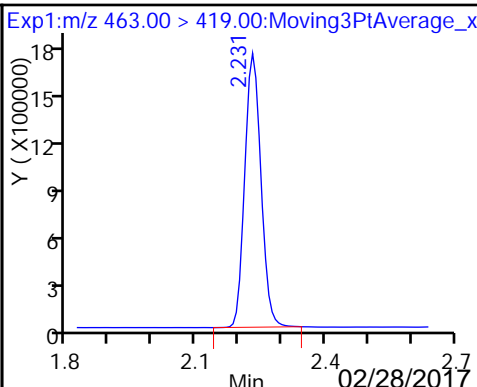
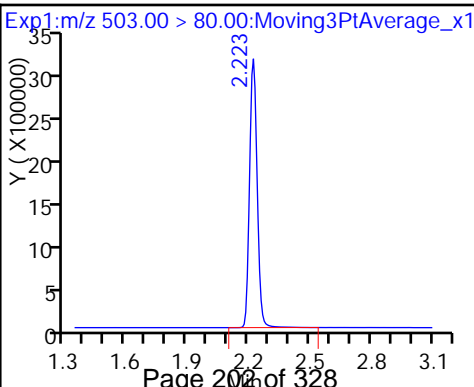
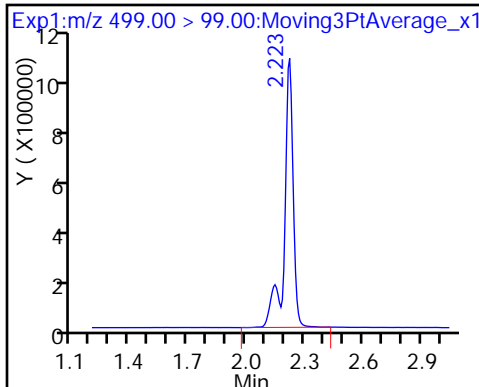
8 Perfluorooctane sulfonic acid (M)



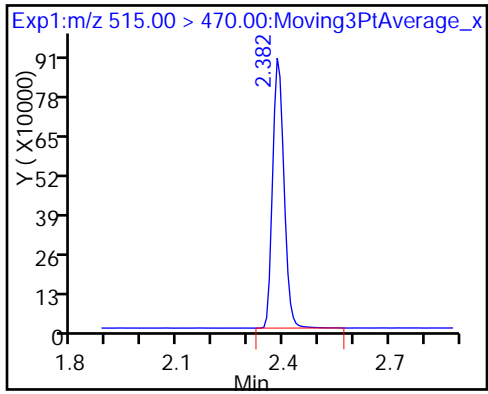
8 Perfluorooctane sulfonic acid (M)

* 7 13C4 PFOS

9 Perfluorononanoic acid



\$ 10 13C2 PFDA



TestAmerica Sacramento

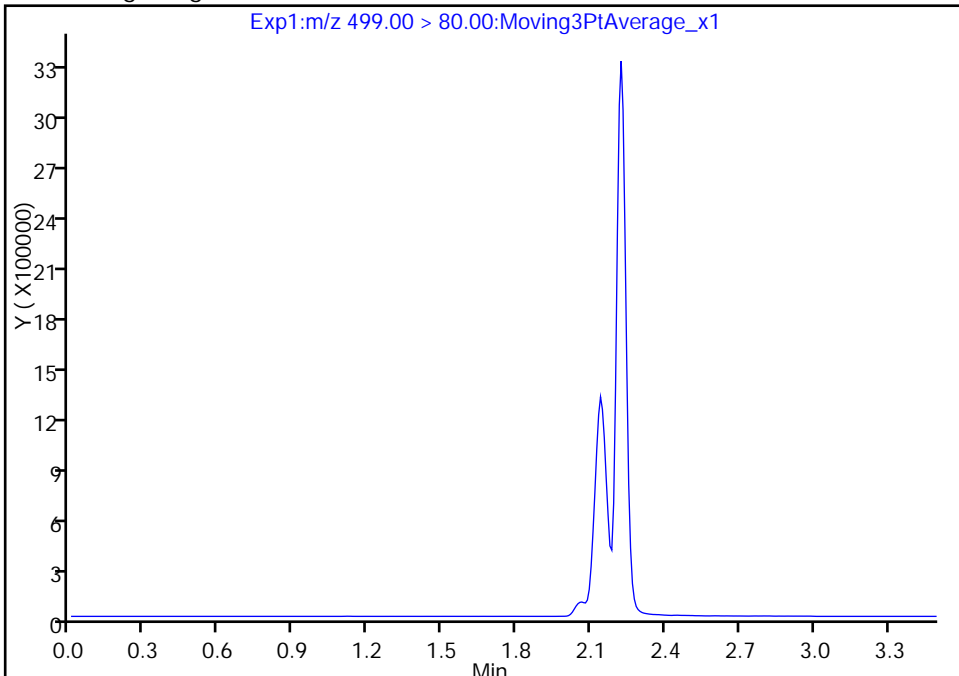
Data File: \\ChromNa\Sacramento\ChromData\A8_N\20170126-39222.b\2017.01.26_537_CURVE_007.d
Injection Date: 26-Jan-2017 11:16:16 Instrument ID: A8_N
Lims ID: IC L4
Client ID:
Operator ID: A8-PC\A8 ALS Bottle#: 4 Worklist Smp#: 7
Injection Vol: 2.0 ul Dil. Factor: 1.0000
Method: 537_A8_N Limit Group: LC 537 ICAL
Column: Detector EXP1

8 Perfluorooctane sulfonic acid, CAS: 1763-23-1

Signal: 1

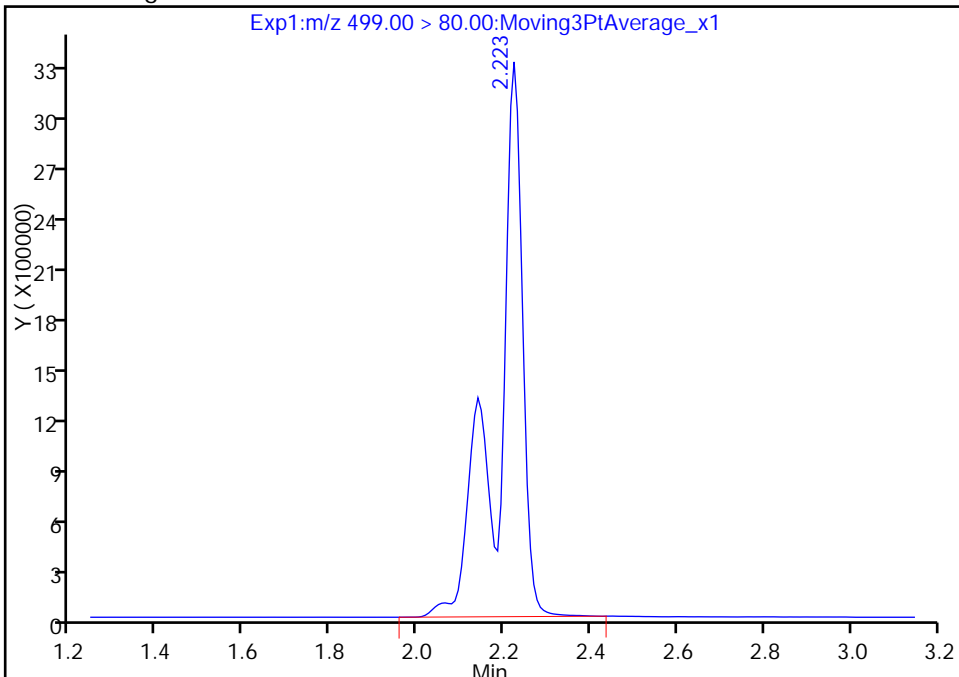
Not Detected
Expected RT: 2.14

Processing Integration Results



RT: 2.22
Area: 13442641
Amount: 41.561339
Amount Units: ng/ml

Manual Integration Results



Reviewer: chandrasenas, 26-Jan-2017 12:08:59
Audit Action: Assigned Compound ID

Audit Reason: Isomers

TestAmerica Sacramento

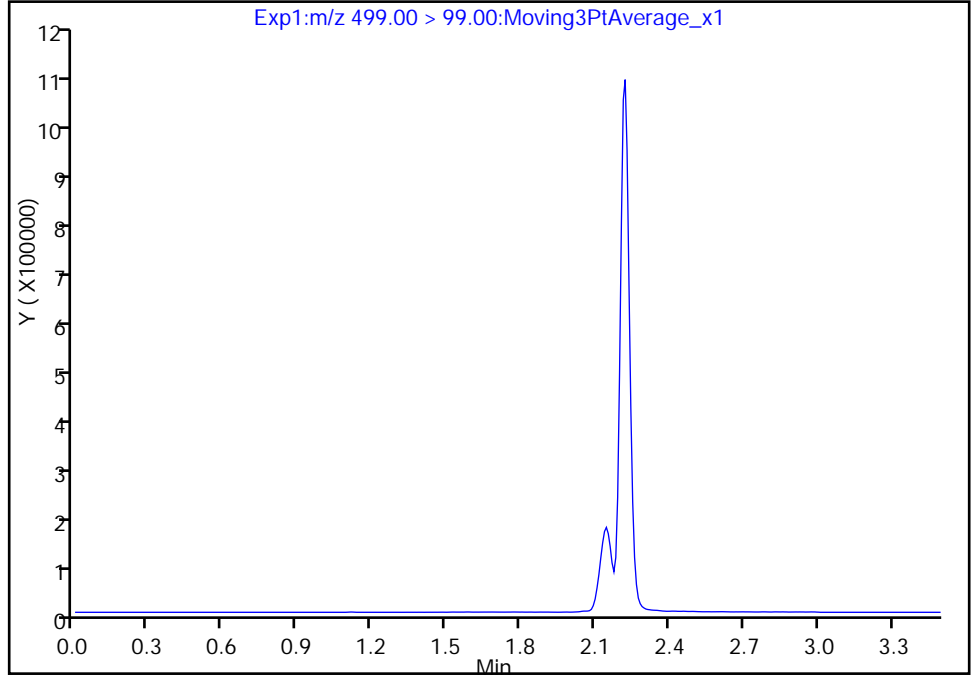
Data File: \\ChromNa\Sacramento\ChromData\A8_N\20170126-39222.b\2017.01.26_537_CURVE_007.d
Injection Date: 26-Jan-2017 11:16:16 Instrument ID: A8_N
Lims ID: IC L4
Client ID:
Operator ID: A8-PC\A8 ALS Bottle#: 4 Worklist Smp#: 7
Injection Vol: 2.0 ul Dil. Factor: 1.0000
Method: 537_A8_N Limit Group: LC 537 ICAL
Column: Detector EXP1

8 Perfluorooctane sulfonic acid, CAS: 1763-23-1

Signal: 2

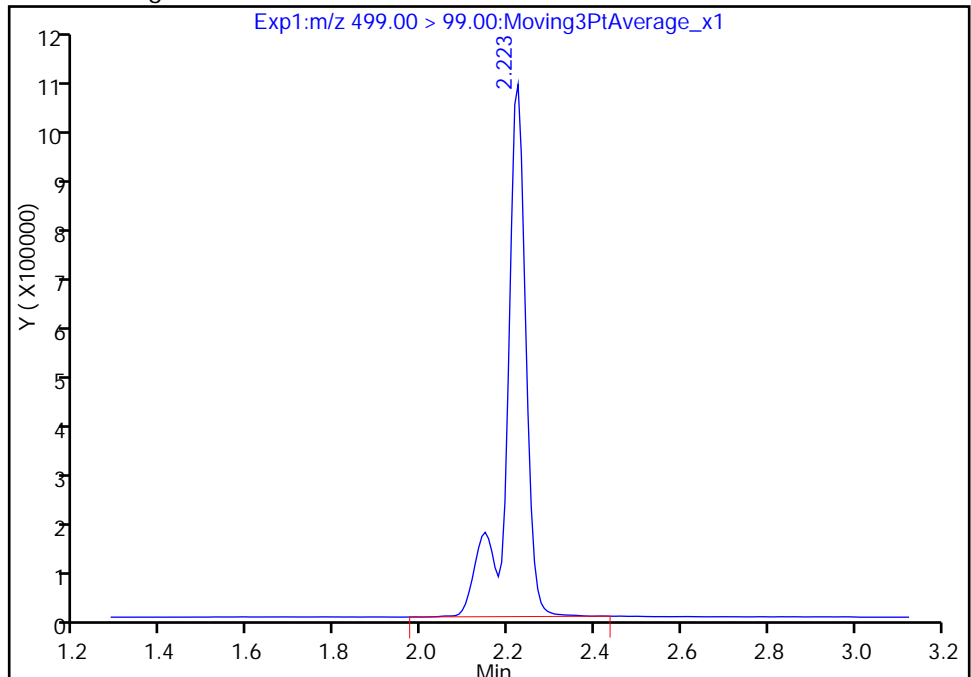
Not Detected
Expected RT: 2.14

Processing Integration Results



RT: 2.22
Area: 3300271
Amount: 41.561339
Amount Units: ng/ml

Manual Integration Results



Reviewer: chandrasenas, 26-Jan-2017 12:08:59

Audit Action: Manually Integrated

Audit Reason: Isomers

TestAmerica Sacramento

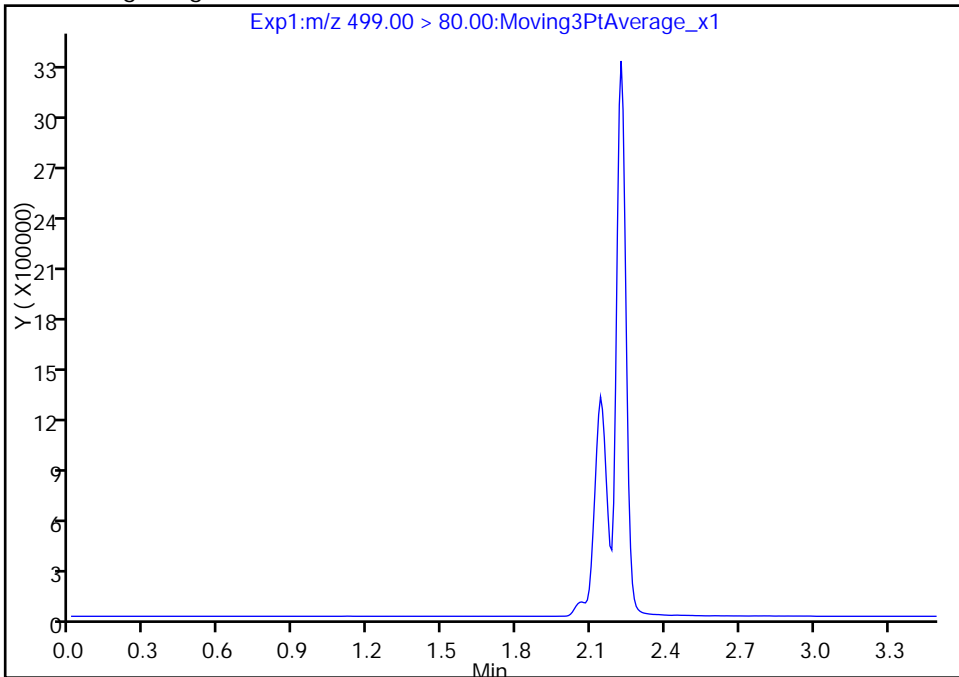
Data File: \\ChromNa\Sacramento\ChromData\A8_N\20170126-39222.b\2017.01.26_537_CURVE_007.d
Injection Date: 26-Jan-2017 11:16:16 Instrument ID: A8_N
Lims ID: IC L4
Client ID:
Operator ID: A8-PC\A8 ALS Bottle#: 4 Worklist Smp#: 7
Injection Vol: 2.0 ul Dil. Factor: 1.0000
Method: 537_A8_N Limit Group: LC 537 ICAL
Column: Detector EXP1

8 Perfluorooctane sulfonic acid, CAS: 1763-23-1

Signal: 1

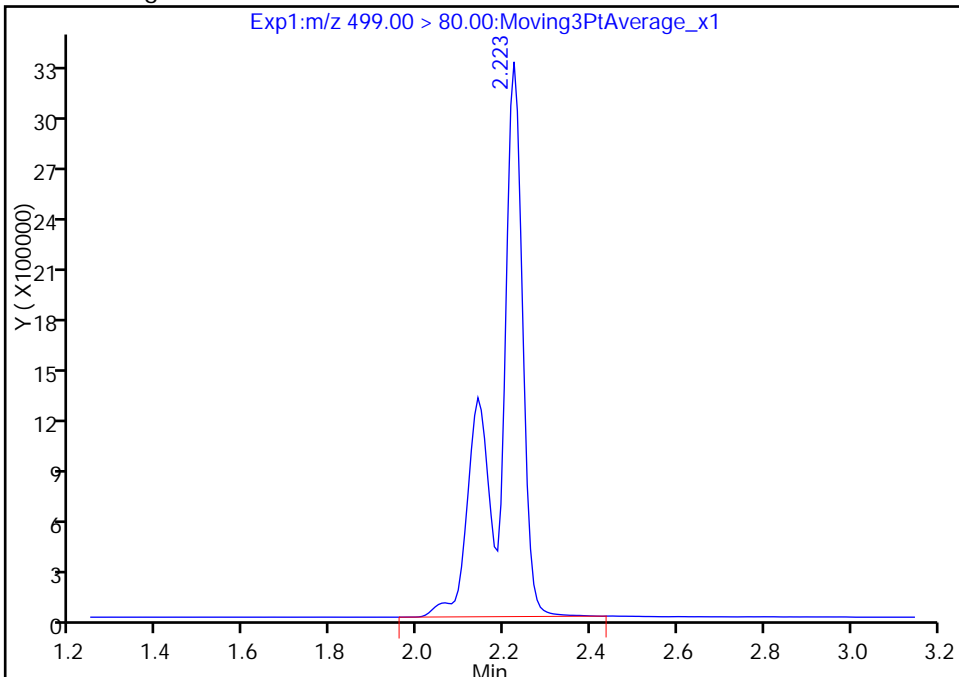
Not Detected
Expected RT: 2.14

Processing Integration Results



RT: 2.22
Area: 13442641
Amount: 41.561339
Amount Units: ng/ml

Manual Integration Results



Reviewer: chandrasenas, 26-Jan-2017 12:08:59

Audit Action: Manually Integrated

Audit Reason: Isomers

TestAmerica Sacramento
Target Compound Quantitation Report

Data File: \\ChromNa\Sacramento\ChromData\A8_N\20170126-39222.b\2017.01.26_537_CURVE_008.d
 Lims ID: IC L5
 Client ID:
 Sample Type: IC Calib Level: 5
 Inject. Date: 26-Jan-2017 11:20:39 ALS Bottle#: 5 Worklist Smp#: 8
 Injection Vol: 2.0 ul Dil. Factor: 1.0000
 Sample Info: L5_537
 Misc. Info.: Plate: 1 Rack: 1
 Operator ID: A8-PC\A8 Instrument ID: A8_N
 Sublist: chrom-537_A8_N*sub1
 Method: \\ChromNa\Sacramento\ChromData\A8_N\20170126-39222.b\537_A8_N.m
 Limit Group: LC 537 ICAL
 Last Update: 30-Jan-2017 11:47:45 Calib Date: 26-Jan-2017 11:25:03
 Integrator: Picker
 Quant Method: Internal Standard Quant By: Initial Calibration
 Last ICal File: \\ChromNA\Sacramento\ChromData\A8_N\20170126-39222.b\2017.01.26_537_CURVE_009.d

Column 1 : Det: EXP1
 Process Host: XAWRK012

First Level Reviewer: chandrasenas Date: 26-Jan-2017 12:11:18

Signal	RT	EXP RT	DLT RT	REL RT	Response	Amount ng/ml	Ratio(Limits)	S/N	Flags
1 Perfluorobutanesulfonic acid									
298.90 > 80.00	1.510	1.510	0.0	1.000	43425035	128.5		1570	
298.90 > 99.00	1.510	1.510	0.0	1.000	22582383		1.92(0.00-0.00)	2218	
\$ 2 13C2 PFHxA									
315.00 > 270.00	1.631	1.638	-0.007	1.000	2710579	10.1		6365	
3 Perfluorohexanesulfonic acid									
399.00 > 80.00	1.783	1.787	-0.004	1.000	16980909	43.0		2291	
4 Perfluoroheptanoic acid									
363.00 > 319.00	1.783	1.788	-0.005	1.000	3366172	14.0		430	
* 6 13C2-PFOA									
415.00 > 370.00	1.973	1.979	-0.006		2486274	10.0		5087	
5 Perfluorooctanoic acid									
413.00 > 369.00	1.973	1.980	-0.007	1.000	6096769	26.5		406	
413.00 > 169.00	1.973	1.980	-0.007	1.000	3583679		1.70(0.00-0.00)	2082	
8 Perfluorooctane sulfonic acid									
499.00 > 80.00	2.215	2.140	0.075	1.000	15146387	57.9		3248	M
499.00 > 99.00	2.215	2.140	0.075	1.000	3738939		4.05(0.00-0.00)	2370	M
* 7 13C4 PFOS									
503.00 > 80.00	2.215	2.220	-0.005		6724206	28.7		7121	
9 Perfluorononanoic acid									
463.00 > 419.00	2.223	2.229	-0.006	1.000	4708932	27.8		956	
\$ 10 13C2 PFDA									
515.00 > 470.00	2.382	2.384	-0.002	1.000	1632201	10.2		2499	

QC Flag Legend

Review Flags

M - Manually Integrated

Reagents:

LC537-L5_00020

Amount Added: 1.00

Units: mL

TestAmerica Sacramento

Data File: \\ChromNa\Sacramento\ChromData\A8_N\20170126-39222.b\2017.01.26_537_CURVE_008.d

Injection Date: 26-Jan-2017 11:20:39

Instrument ID: A8_N

Lims ID: IC L5

Client ID:

Operator ID: A8-PC\A8

ALS Bottle#: 5

Worklist Smp#: 8

Injection Vol: 2.0 ul

Dil. Factor: 1.0000

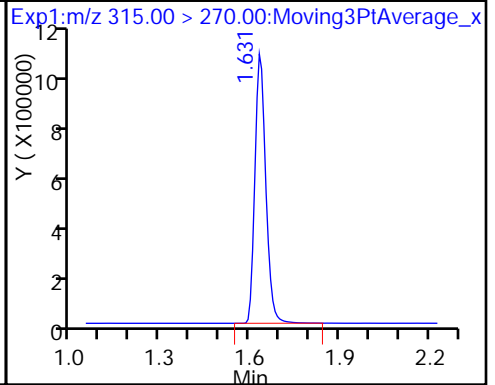
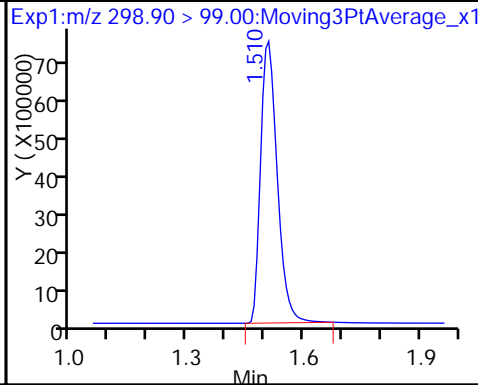
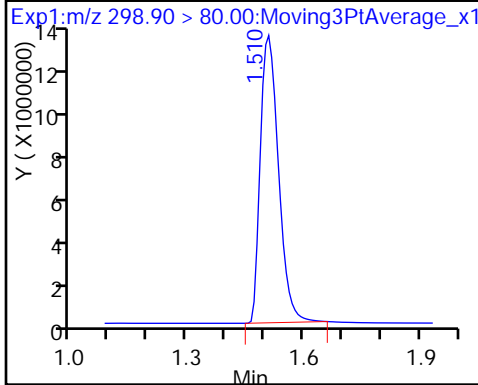
Method: 537_A8_N

Limit Group: LC 537 ICAL

1 Perfluorobutanesulfonic acid

1 Perfluorobutanesulfonic acid

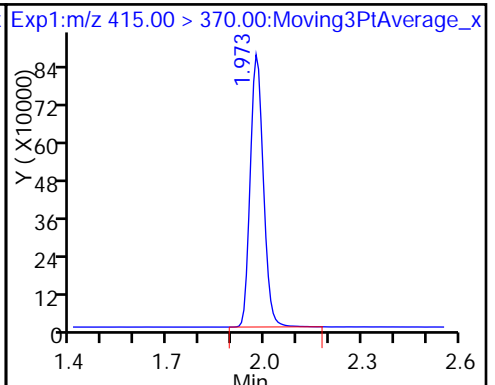
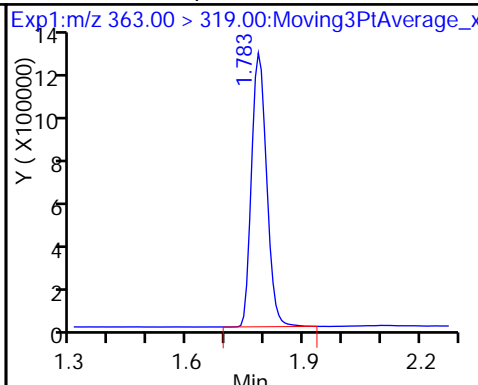
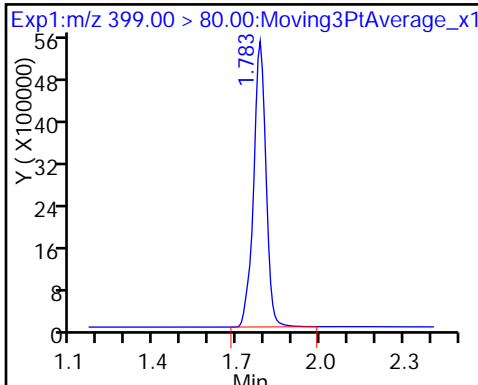
\$ 2 13C2 PFHxA



3 Perfluorohexanesulfonic acid

4 Perfluoroheptanoic acid

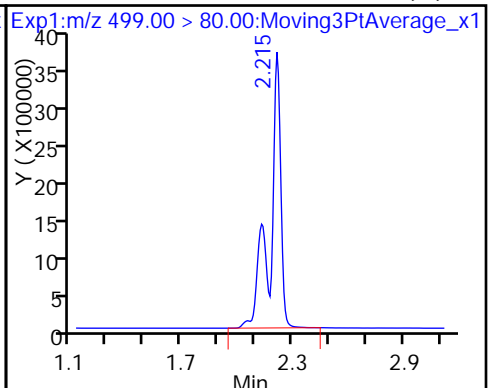
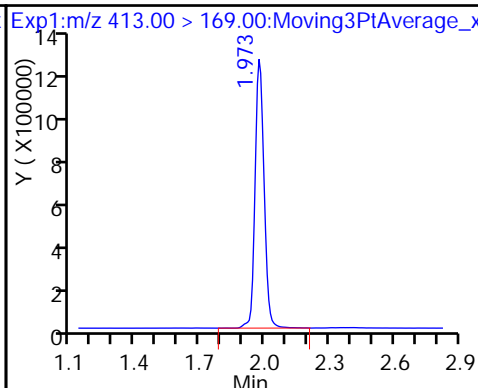
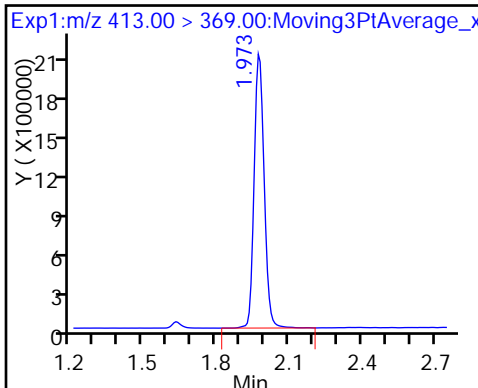
* 6 13C2-PFOA



5 Perfluorooctanoic acid

5 Perfluorooctanoic acid

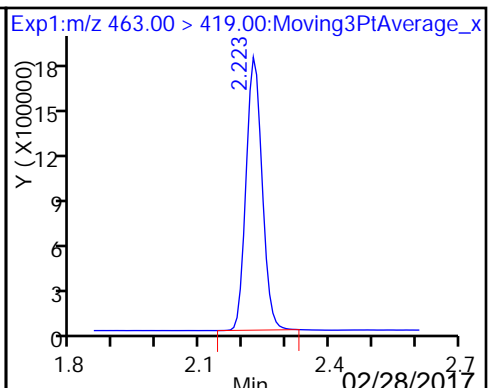
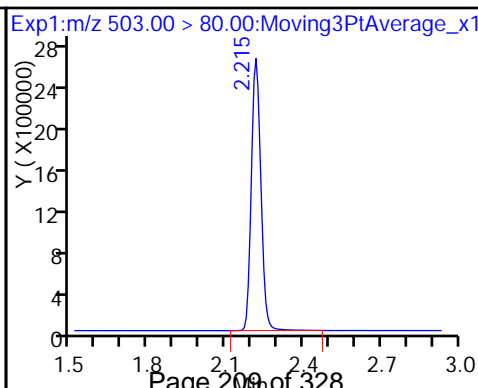
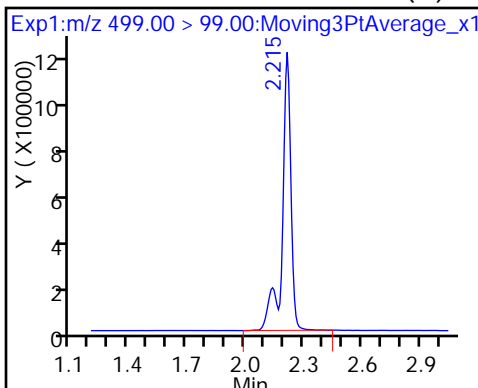
8 Perfluorooctane sulfonic acid (M)



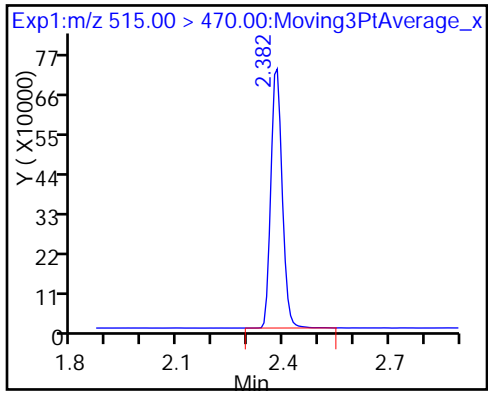
8 Perfluorooctane sulfonic acid (M)

* 7 13C4 PFOS

9 Perfluorononanoic acid



\$ 10 13C2 PFDA



TestAmerica Sacramento

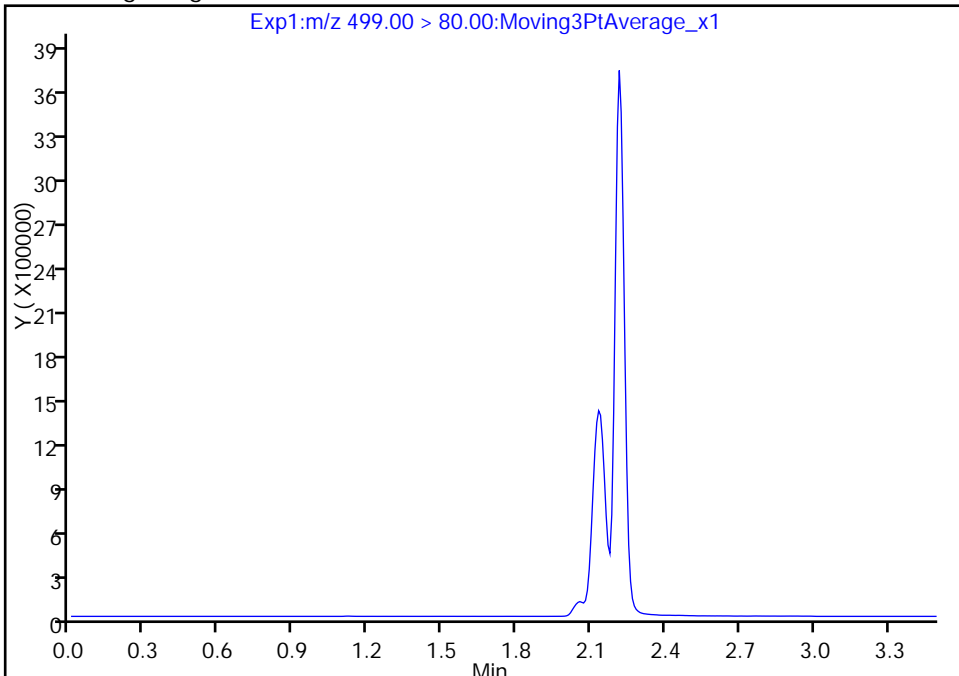
Data File: \\ChromNa\Sacramento\ChromData\A8_N\20170126-39222.b\2017.01.26_537_CURVE_008.d
Injection Date: 26-Jan-2017 11:20:39 Instrument ID: A8_N
Lims ID: IC L5
Client ID:
Operator ID: A8-PC\A8 ALS Bottle#: 5 Worklist Smp#: 8
Injection Vol: 2.0 ul Dil. Factor: 1.0000
Method: 537_A8_N Limit Group: LC 537 ICAL
Column: Detector EXP1

8 Perfluorooctane sulfonic acid, CAS: 1763-23-1

Signal: 1

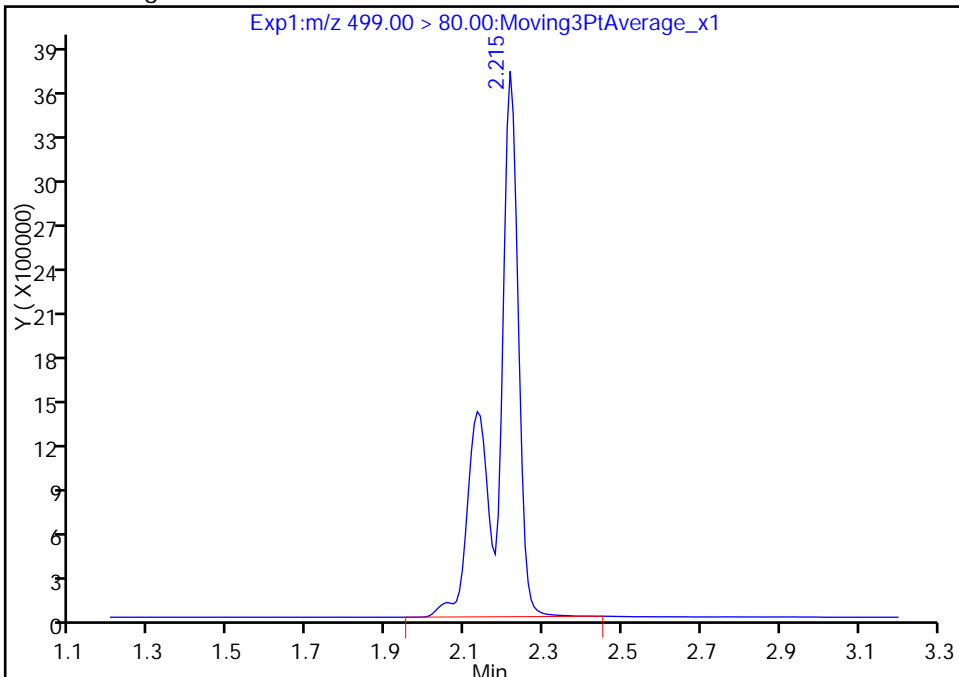
Not Detected
Expected RT: 2.14

Processing Integration Results



RT: 2.22
Area: 15146387
Amount: 57.865170
Amount Units: ng/ml

Manual Integration Results



Reviewer: chandrasenas, 26-Jan-2017 12:11:18
Audit Action: Manually Integrated

Audit Reason: Assign Peak

TestAmerica Sacramento

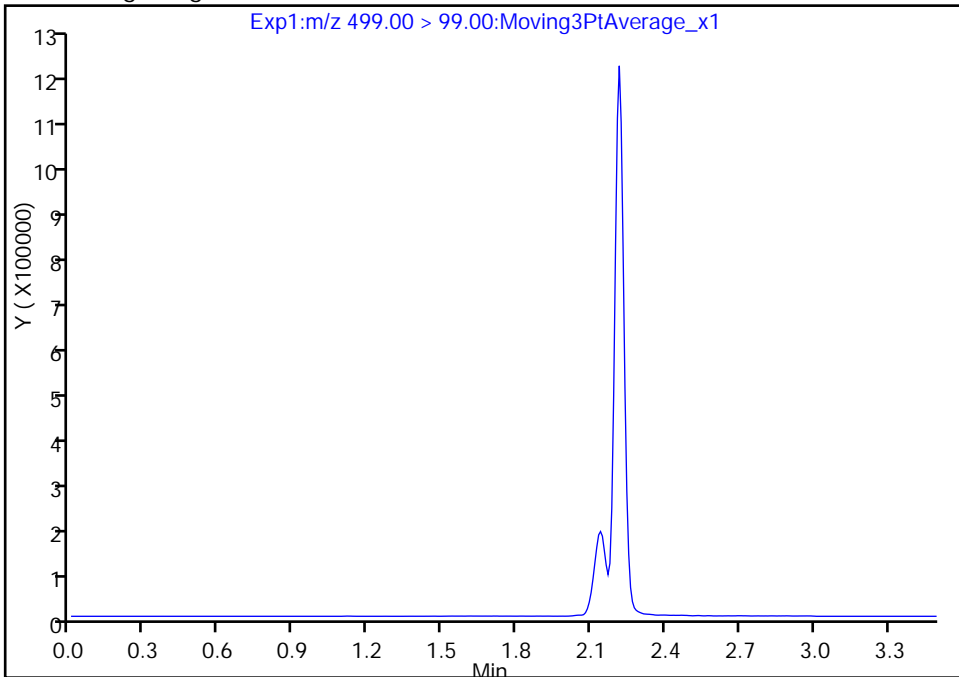
Data File: \\ChromNa\Sacramento\ChromData\A8_N\20170126-39222.b\2017.01.26_537_CURVE_008.d
Injection Date: 26-Jan-2017 11:20:39 Instrument ID: A8_N
Lims ID: IC L5
Client ID:
Operator ID: A8-PC\A8 ALS Bottle#: 5 Worklist Smp#: 8
Injection Vol: 2.0 ul Dil. Factor: 1.0000
Method: 537_A8_N Limit Group: LC 537 ICAL
Column: Detector EXP1

8 Perfluorooctane sulfonic acid, CAS: 1763-23-1

Signal: 2

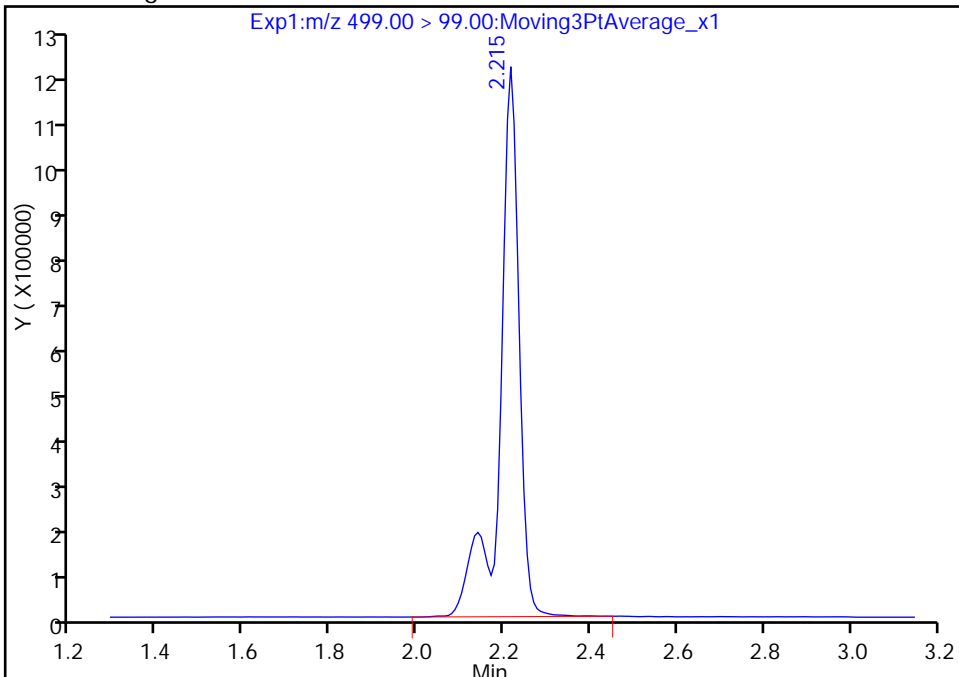
Not Detected
Expected RT: 2.14

Processing Integration Results



RT: 2.22
Area: 3738939
Amount: 57.865170
Amount Units: ng/ml

Manual Integration Results



TestAmerica Sacramento
Target Compound Quantitation Report

Data File: \\ChromNa\Sacramento\ChromData\A8_N\20170126-39222.b\2017.01.26_537_CURVE_009.d
 Lims ID: IC L6
 Client ID:
 Sample Type: IC Calib Level: 6
 Inject. Date: 26-Jan-2017 11:25:03 ALS Bottle#: 6 Worklist Smp#: 9
 Injection Vol: 2.0 ul Dil. Factor: 1.0000
 Sample Info: L6_537
 Misc. Info.: Plate: 1 Rack: 1
 Operator ID: A8-PC\A8 Instrument ID: A8_N
 Sublist: chrom-537_A8_N*sub1
 Method: \\ChromNa\Sacramento\ChromData\A8_N\20170126-39222.b\537_A8_N.m
 Limit Group: LC 537 ICAL
 Last Update: 30-Jan-2017 11:47:46 Calib Date: 26-Jan-2017 11:25:03
 Integrator: Picker
 Quant Method: Internal Standard Quant By: Initial Calibration
 Last ICal File: \\ChromNA\Sacramento\ChromData\A8_N\20170126-39222.b\2017.01.26_537_CURVE_009.d

Column 1 : Det: EXP1
 Process Host: XAWRK012

First Level Reviewer: chandrasenas Date: 26-Jan-2017 12:11:59

Signal	RT	EXP RT	DLT RT	REL RT	Response	Amount ng/ml	Ratio(Limits)	S/N	Flags
1 Perfluorobutanesulfonic acid									
298.90 > 80.00	1.510	1.510	0.0	1.000	51739348	185.1		1516	
298.90 > 99.00	1.510	1.510	0.0	1.000	28204946		1.83(0.00-0.00)	2196	
\$ 2 13C2 PFHxA									
315.00 > 270.00	1.639	1.638	0.001	1.000	2652857	10.3		6185	
3 Perfluorohexanesulfonic acid									
399.00 > 80.00	1.783	1.787	-0.004	1.000	22216101	58.4		2524	
4 Perfluoroheptanoic acid									
363.00 > 319.00	1.783	1.788	-0.005	1.000	4381381	19.1		512	
* 6 13C2-PFOA									
415.00 > 370.00	1.980	1.979	0.001		2384986	10.0		5263	
5 Perfluorooctanoic acid									
413.00 > 369.00	1.980	1.980	0.0	1.000	8951805	40.6		583	
413.00 > 169.00	1.980	1.980	0.0	1.000	5271680		1.70(0.00-0.00)	2903	
8 Perfluorooctane sulfonic acid									
499.00 > 80.00	2.215	2.140	0.075	1.000	20461190	81.2		3203	M
499.00 > 99.00	2.215	2.140	0.075	1.000	5166933		3.96(0.00-0.00)	2729	M
* 7 13C4 PFOS									
503.00 > 80.00	2.215	2.220	-0.005		6475201	28.7		7455	
9 Perfluorononanoic acid									
463.00 > 419.00	2.231	2.229	0.002	1.000	6784989	41.8		1253	
\$ 10 13C2 PFDA									
515.00 > 470.00	2.382	2.384	-0.002	1.000	1617282	10.5		2359	

QC Flag Legend

Review Flags

M - Manually Integrated

Reagents:

LC537-L6_00016

Amount Added: 1.00

Units: mL

TestAmerica Sacramento

Data File: \\ChromNa\Sacramento\ChromData\A8_N\20170126-39222.b\2017.01.26_537_CURVE_009.d

Injection Date: 26-Jan-2017 11:25:03

Instrument ID: A8_N

Lims ID: IC L6

Client ID:

Operator ID: A8-PC\A8

ALS Bottle#: 6

Worklist Smp#: 9

Injection Vol: 2.0 ul

Dil. Factor: 1.0000

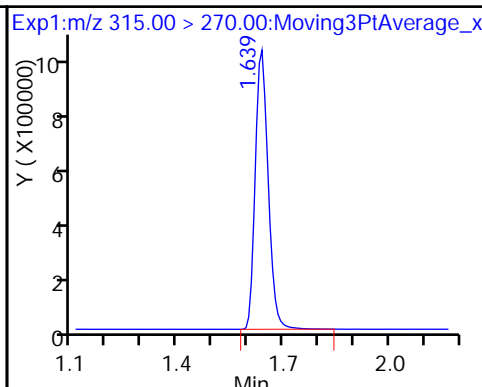
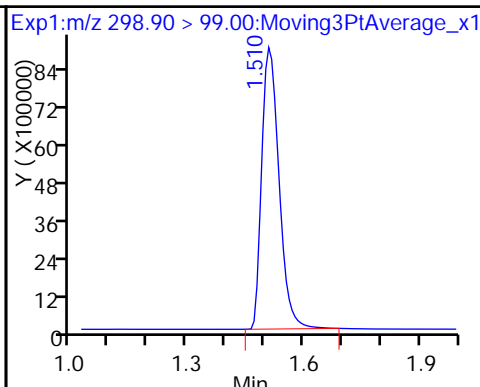
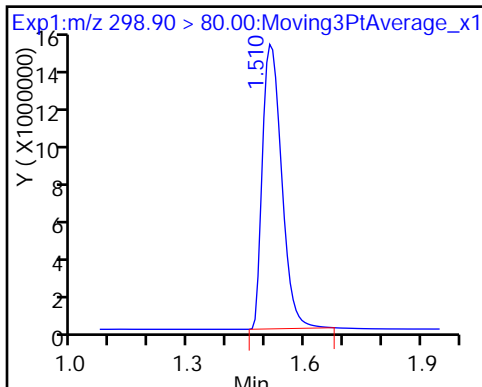
Method: 537_A8_N

Limit Group: LC 537 ICAL

1 Perfluorobutanesulfonic acid

1 Perfluorobutanesulfonic acid

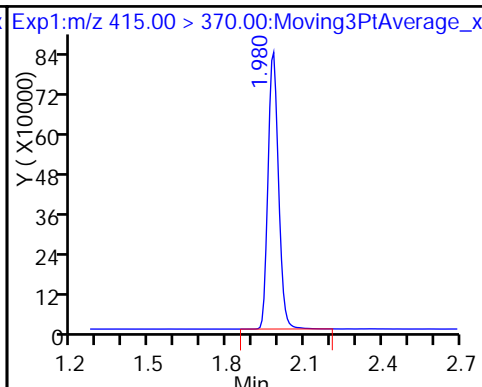
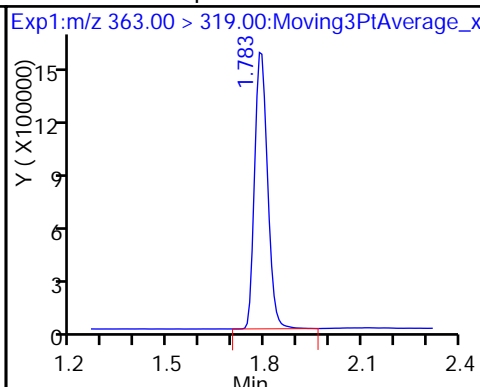
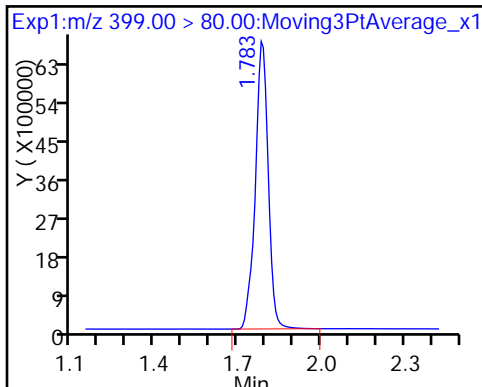
\$ 2 13C2 PFHxA



3 Perfluorohexanesulfonic acid

4 Perfluoroheptanoic acid

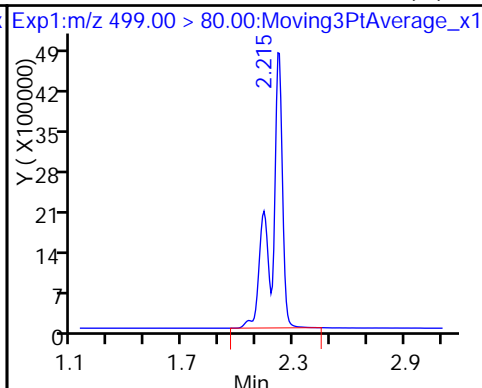
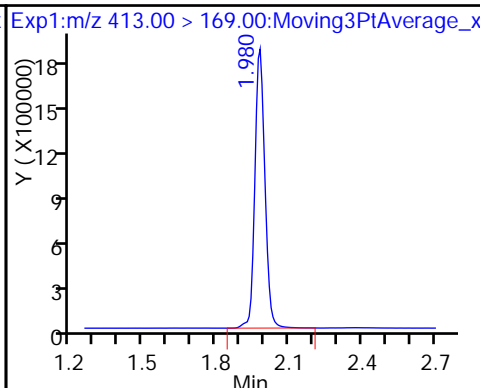
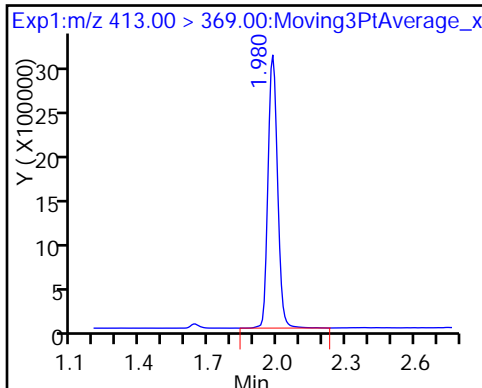
* 6 13C2-PFOA



5 Perfluorooctanoic acid

5 Perfluorooctanoic acid

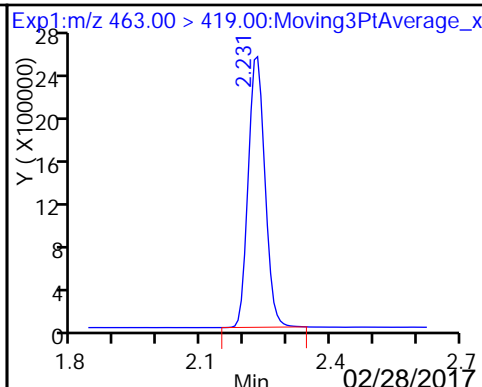
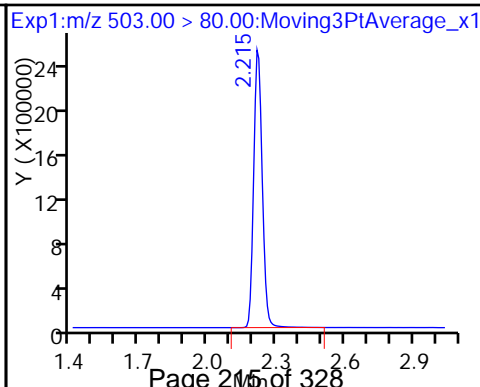
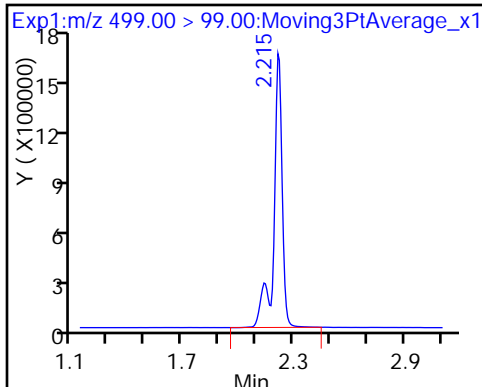
8 Perfluorooctane sulfonic acid (M)



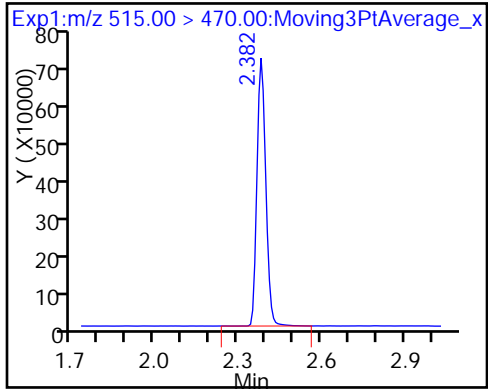
8 Perfluorooctane sulfonic acid (M)

* 7 13C4 PFOS

9 Perfluorononanoic acid



\$ 10 13C2 PFDA



TestAmerica Sacramento

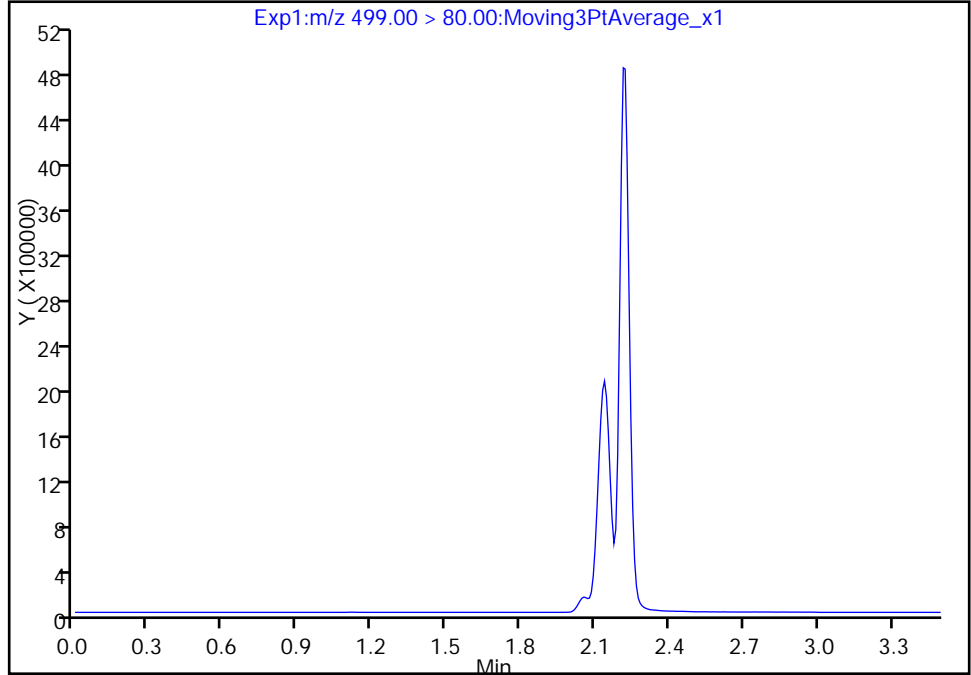
Data File: \\ChromNa\Sacramento\ChromData\A8_N\20170126-39222.b\2017.01.26_537_CURVE_009.d
Injection Date: 26-Jan-2017 11:25:03 Instrument ID: A8_N
Lims ID: IC L6
Client ID:
Operator ID: A8-PC\A8 ALS Bottle#: 6 Worklist Smp#: 9
Injection Vol: 2.0 ul Dil. Factor: 1.0000
Method: 537_A8_N Limit Group: LC 537 ICAL
Column: Detector EXP1

8 Perfluorooctane sulfonic acid, CAS: 1763-23-1

Signal: 1

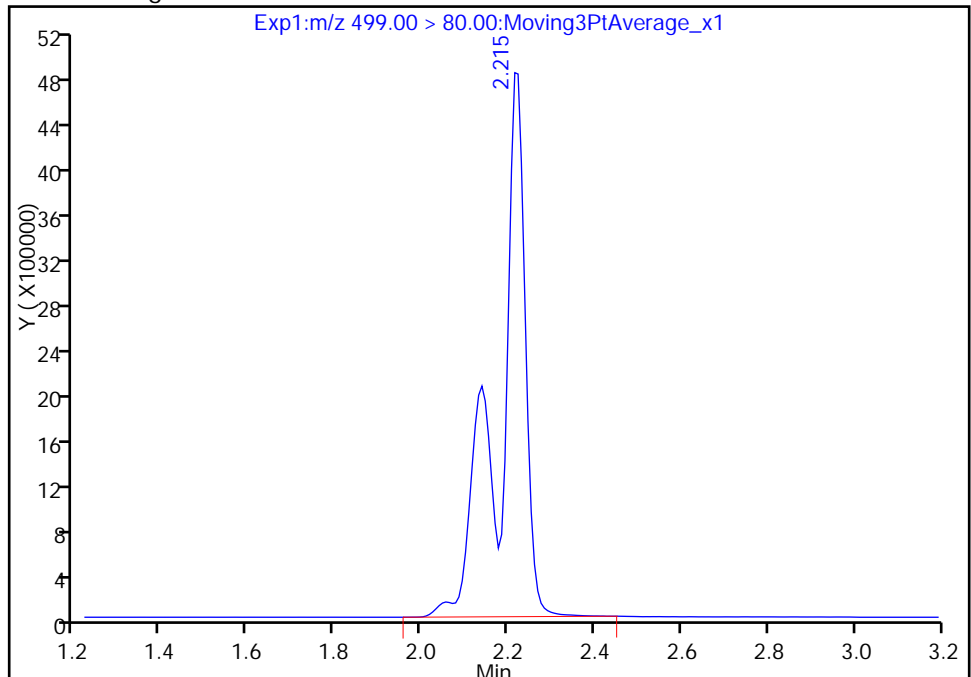
Not Detected
Expected RT: 2.14

Processing Integration Results



RT: 2.22
Area: 20461190
Amount: 81.175847
Amount Units: ng/ml

Manual Integration Results



Reviewer: chandrasenas, 26-Jan-2017 12:11:59
Audit Action: Manually Integrated

Audit Reason: Assign Peak

TestAmerica Sacramento

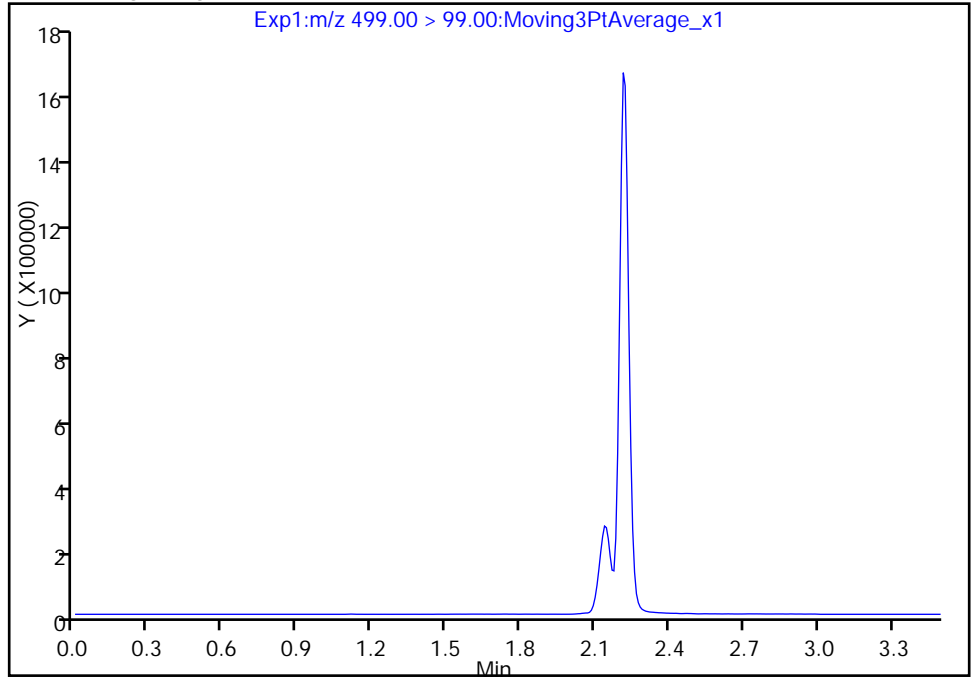
Data File: \\ChromNa\Sacramento\ChromData\A8_N\20170126-39222.b\2017.01.26_537_CURVE_009.d
Injection Date: 26-Jan-2017 11:25:03 Instrument ID: A8_N
Lims ID: IC L6
Client ID:
Operator ID: A8-PC\A8 ALS Bottle#: 6 Worklist Smp#: 9
Injection Vol: 2.0 ul Dil. Factor: 1.0000
Method: 537_A8_N Limit Group: LC 537 ICAL
Column: Detector EXP1

8 Perfluorooctane sulfonic acid, CAS: 1763-23-1

Signal: 2

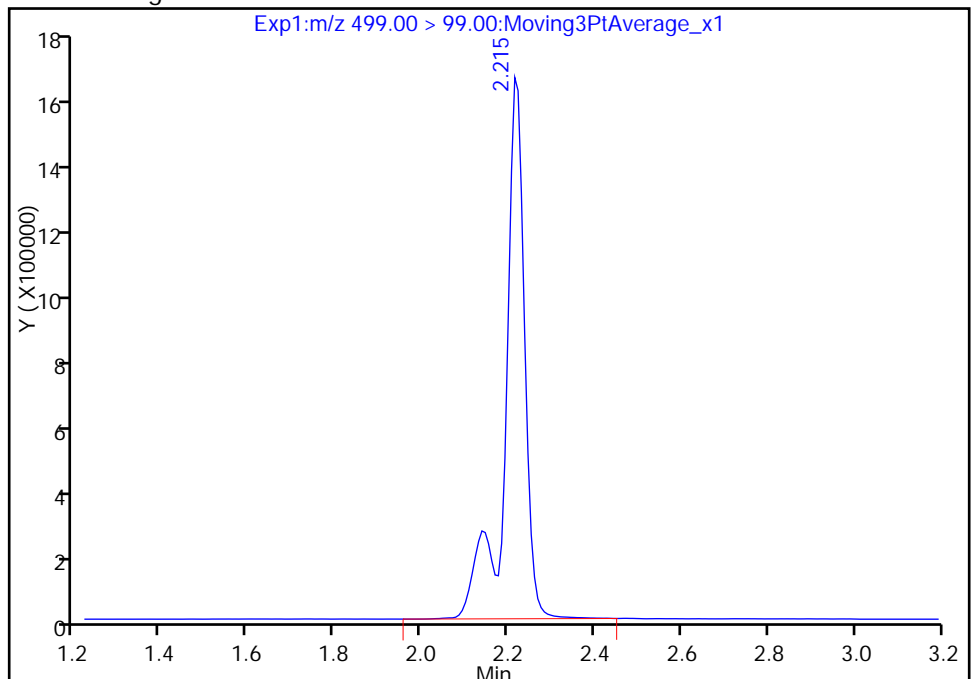
Not Detected
Expected RT: 2.14

Processing Integration Results



RT: 2.22
Area: 5166933
Amount: 81.175847
Amount Units: ng/ml

Manual Integration Results



Reviewer: chandrasenas, 26-Jan-2017 12:11:59

Audit Action: Manually Integrated

Audit Reason: Assign Peak

FORM VII
LCMS CONTINUING CALIBRATION DATA

Lab Name: TestAmerica Sacramento Job No.: 320-26006-1
 SDG No.: _____
 Lab Sample ID: CCVL 320-147939/11 Calibration Date: 01/26/2017 11:33
 Instrument ID: A8_N Calib Start Date: 01/26/2017 11:03
 GC Column: Acquity ID: 2.10 (mm) Calib End Date: 01/26/2017 11:25
 Lab File ID: 2017.01.26_537_CURVE_011.d Conc. Units: ng/mL

ANALYTE	CURVE TYPE	AVE RRF	RRF	MIN RRF	CALC AMOUNT	SPIKE AMOUNT	%D	MAX %D
Perfluorobutanesulfonic acid (PFBS)	QuaF		2.084		26.4	22.9	15.3	50.0
Perfluorohexanesulfonic acid	Ave	1.684	1.742		7.98	7.72	3.5	50.0
Perfluoroheptanoic acid	Ave	0.9643	0.9585		2.61	2.62	-0.6	50.0
Perfluorooctanoic acid (PFOA)	Ave	0.9247	0.9721		5.23	4.98	5.1	50.0
Perfluorooctanesulfonic acid (PFOS)	Ave	1.116	1.104		10.1	10.2	-1.1	50.0
Perfluorononanoic acid	Ave	0.6813	0.7122		5.53	5.29	4.5	50.0
13C2 PFHxA	Ave	1.079	1.049		9.72	10.0	-2.8	30.0
13C2 PFDA	Ave	0.6456	0.6245		9.67	10.0	-3.3	30.0

TestAmerica Sacramento
Target Compound Quantitation Report

Data File: \\ChromNa\Sacramento\ChromData\A8_N\20170126-39222.b\2017.01.26_537_CURVE_011.d
 Lims ID: CCVL
 Client ID:
 Sample Type: CCVL
 Inject. Date: 26-Jan-2017 11:33:50 ALS Bottle#: 2 Worklist Smp#: 11
 Injection Vol: 2.0 ul Dil. Factor: 1.0000
 Sample Info: CCV L2
 Misc. Info.: Plate: 1 Rack: 1
 Operator ID: A8-PC\A8 Instrument ID: A8_N
 Sublist: chrom-537_A8_N*sub1
 Method: \\ChromNa\Sacramento\ChromData\A8_N\20170126-39222.b\537_A8_N.m
 Limit Group: LC 537 ICAL
 Last Update: 30-Jan-2017 11:49:21 Calib Date: 26-Jan-2017 11:25:03
 Integrator: Picker
 Quant Method: Internal Standard Quant By: Initial Calibration
 Last ICal File: \\ChromNA\Sacramento\ChromData\A8_N\20170126-39222.b\2017.01.26_537_CURVE_009.d
 Column 1 : Det: EXP1
 Process Host: XAWRK012

First Level Reviewer: chandrasenas Date: 26-Jan-2017 12:15:17

Signal	RT	EXP RT	DLT RT	REL RT	Response	Amount ng/ml	Ratio(Limits)	S/N	Flags
1 Perfluorobutanesulfonic acid									
298.90 > 80.00	1.510	1.510	0.0	1.000	11225610	26.4		808	
298.90 > 99.00	1.510	1.510	0.0	1.000	4847404		2.32(0.00-0.00)	871	
\$ 2 13C2 PFHxA									
315.00 > 270.00	1.639	1.638	0.001	1.000	2615322	9.72		6771	
3 Perfluorohexanesulfonic acid									
399.00 > 80.00	1.783	1.787	-0.004	1.000	3162827	7.98		664	
4 Perfluoroheptanoic acid									
363.00 > 319.00	1.791	1.788	0.003	1.000	626193	2.61		83.3	
* 6 13C2-PFOA									
415.00 > 370.00	1.980	1.979	0.001		2492054	10.0		5184	
5 Perfluorooctanoic acid									
413.00 > 369.00	1.980	1.980	0.0	1.000	1205723	5.23		86.3	
413.00 > 169.00	1.980	1.980	0.0	1.000	693020		1.74(0.00-0.00)	561	
8 Perfluorooctane sulfonic acid									
499.00 > 80.00	2.223	2.140	0.083	1.000	2653811	10.1		1097	M
499.00 > 99.00	2.215	2.140	0.075	0.997	652679		4.07(0.00-0.00)	489	M
* 7 13C4 PFOS									
503.00 > 80.00	2.215	2.220	-0.005		6749200	28.7		8408	
9 Perfluorononanoic acid									
463.00 > 419.00	2.231	2.229	0.002	1.000	938665	5.53		233	
\$ 10 13C2 PFDA									
515.00 > 470.00	2.382	2.384	-0.002	1.000	1556265	9.67		2401	

QC Flag Legend

Review Flags

M - Manually Integrated

Reagents:

LC537-L2_00015

Amount Added: 1.00

Units: mL

TestAmerica Sacramento

Data File: \\ChromNa\Sacramento\ChromData\A8_N\20170126-39222.b\2017.01.26_537_CURVE_011.d

Injection Date: 26-Jan-2017 11:33:50

Instrument ID: A8_N

Lims ID: CCVL

Client ID:

Operator ID: A8-PC\A8

ALS Bottle#: 2

Worklist Smp#: 11

Injection Vol: 2.0 ul

Dil. Factor: 1.0000

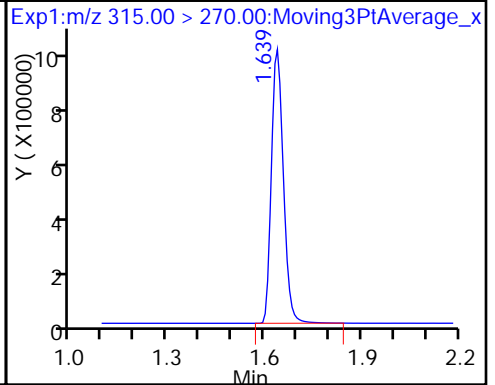
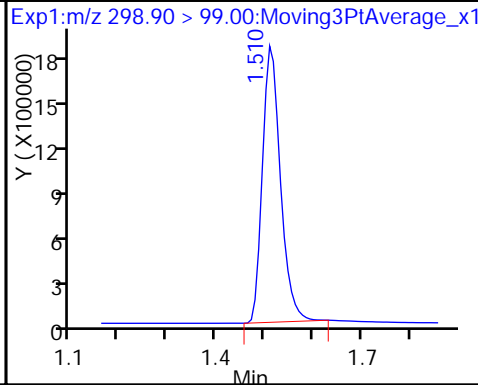
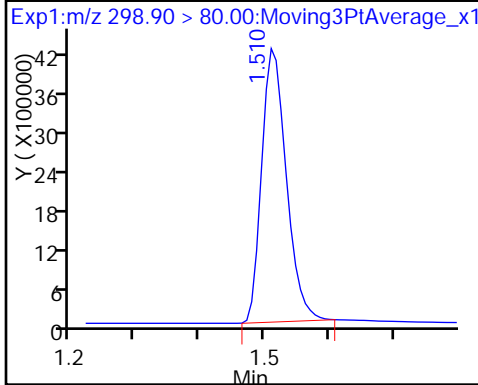
Method: 537_A8_N

Limit Group: LC 537 ICAL

1 Perfluorobutanesulfonic acid

1 Perfluorobutanesulfonic acid

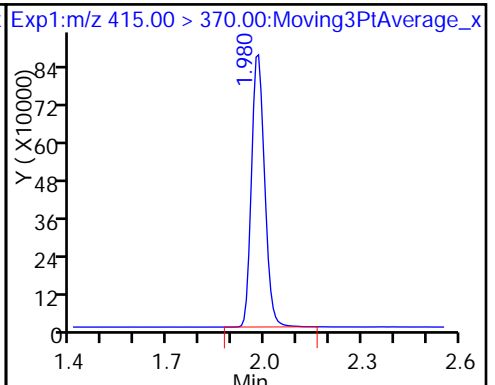
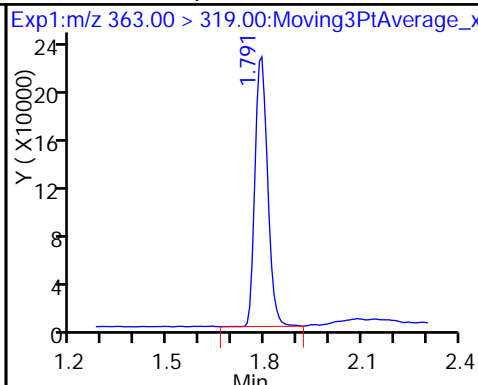
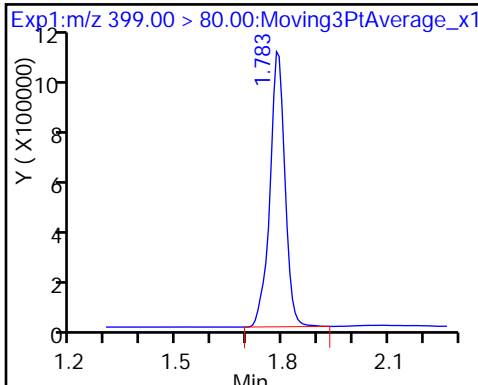
\$ 2 13C2 PFHxA



3 Perfluorohexanesulfonic acid

4 Perfluoroheptanoic acid

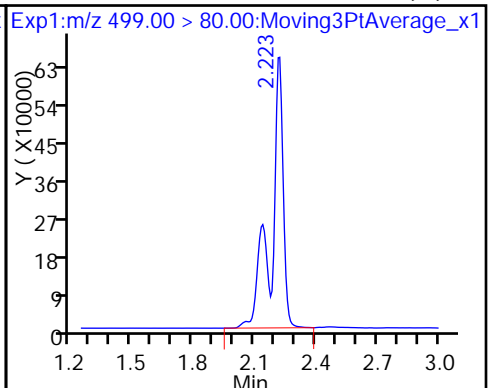
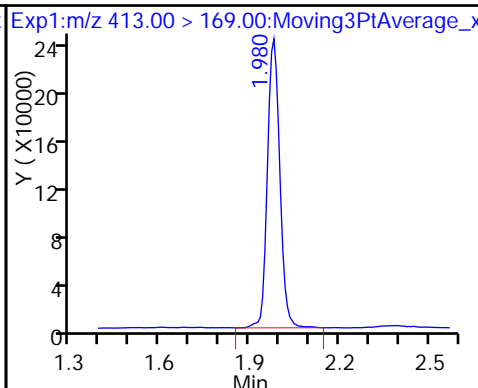
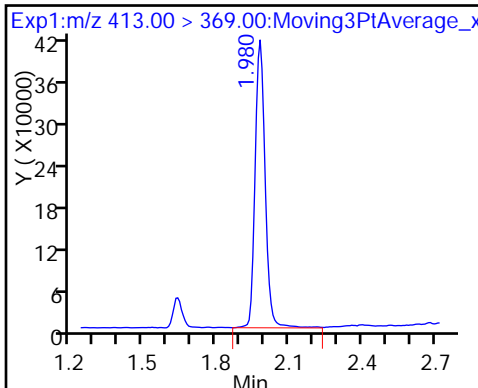
* 6 13C2-PFOA



5 Perfluorooctanoic acid

5 Perfluorooctanoic acid

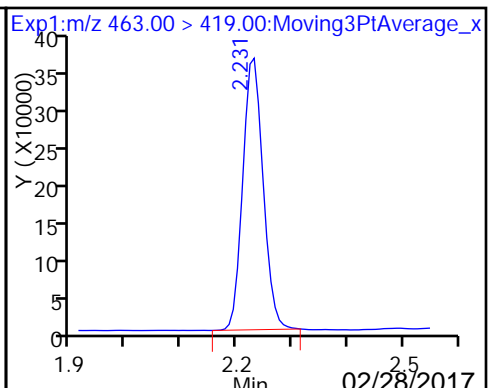
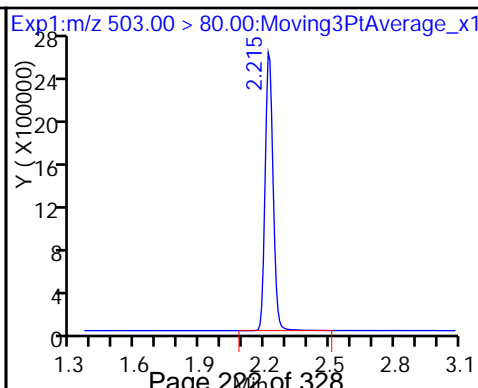
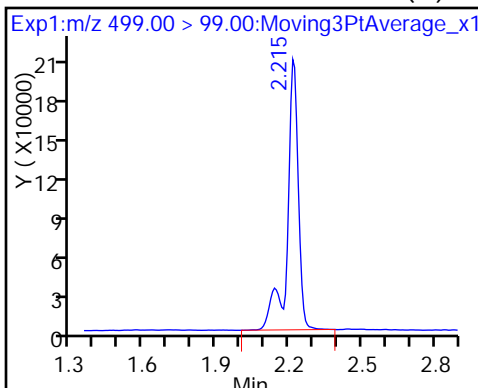
8 Perfluorooctane sulfonic acid (M)



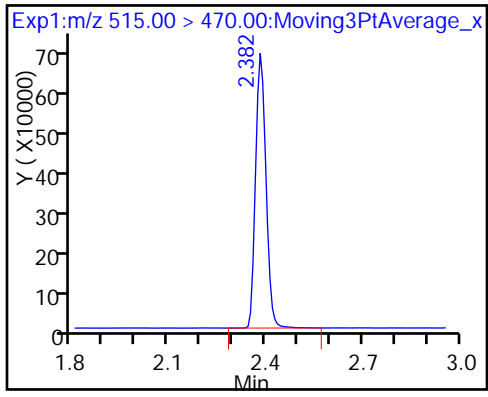
8 Perfluorooctane sulfonic acid (M)

* 7 13C4 PFOS

9 Perfluorononanoic acid



\$ 10 13C2 PFDA



TestAmerica Sacramento

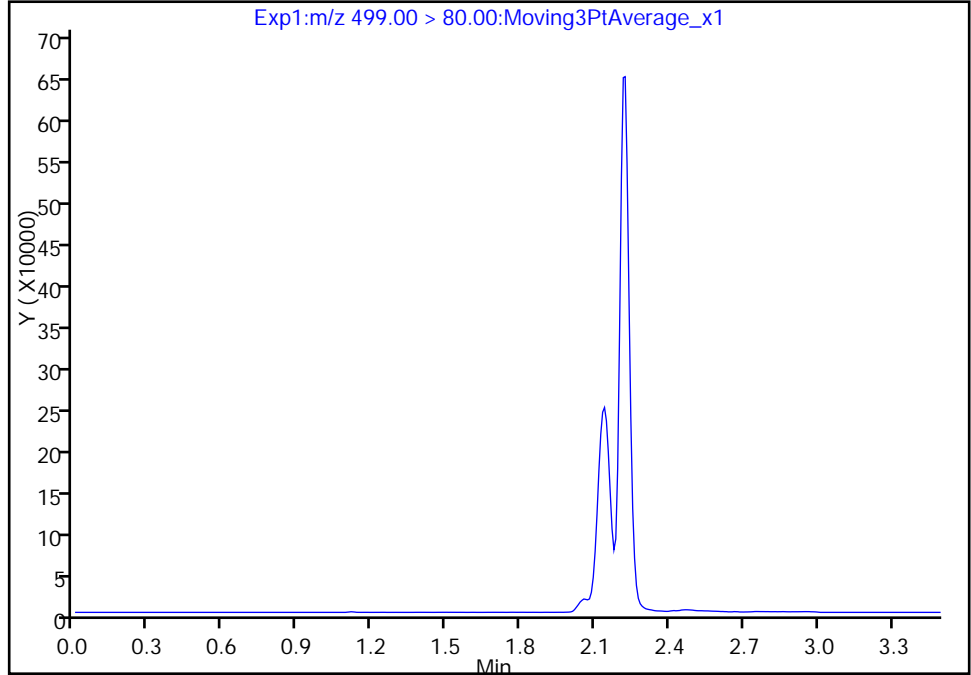
Data File: \\ChromNa\Sacramento\ChromData\A8_N\20170126-39222.b\2017.01.26_537_CURVE_011.d
Injection Date: 26-Jan-2017 11:33:50 Instrument ID: A8_N
Lims ID: CCVL
Client ID:
Operator ID: A8-PC\A8 ALS Bottle#: 2 Worklist Smp#: 11
Injection Vol: 2.0 ul Dil. Factor: 1.0000
Method: 537_A8_N Limit Group: LC 537 ICAL
Column: Detector EXP1

8 Perfluorooctane sulfonic acid, CAS: 1763-23-1

Signal: 1

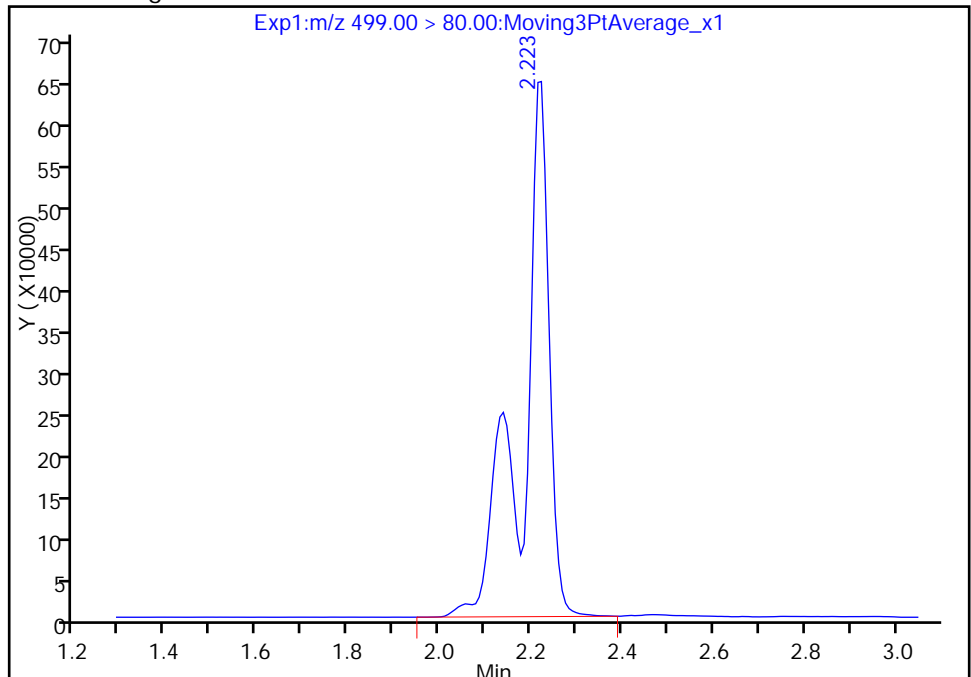
Not Detected
Expected RT: 2.14

Processing Integration Results



RT: 2.22
Area: 2653811
Amount: 10.101058
Amount Units: ng/ml

Manual Integration Results



Reviewer: chandrasenas, 26-Jan-2017 12:15:17
Audit Action: Manually Integrated

Audit Reason: Assign Peak

TestAmerica Sacramento

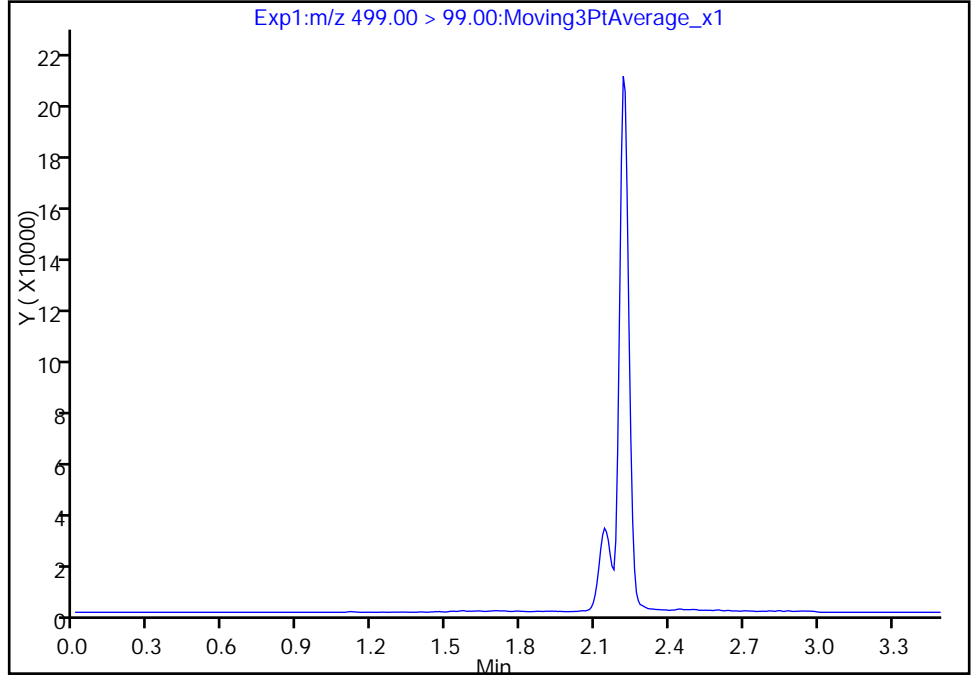
Data File: \\ChromNa\Sacramento\ChromData\A8_N\20170126-39222.b\2017.01.26_537_CURVE_011.d
Injection Date: 26-Jan-2017 11:33:50 Instrument ID: A8_N
Lims ID: CCVL
Client ID:
Operator ID: A8-PC\A8 ALS Bottle#: 2 Worklist Smp#: 11
Injection Vol: 2.0 ul Dil. Factor: 1.0000
Method: 537_A8_N Limit Group: LC 537 ICAL
Column: Detector EXP1

8 Perfluorooctane sulfonic acid, CAS: 1763-23-1

Signal: 2

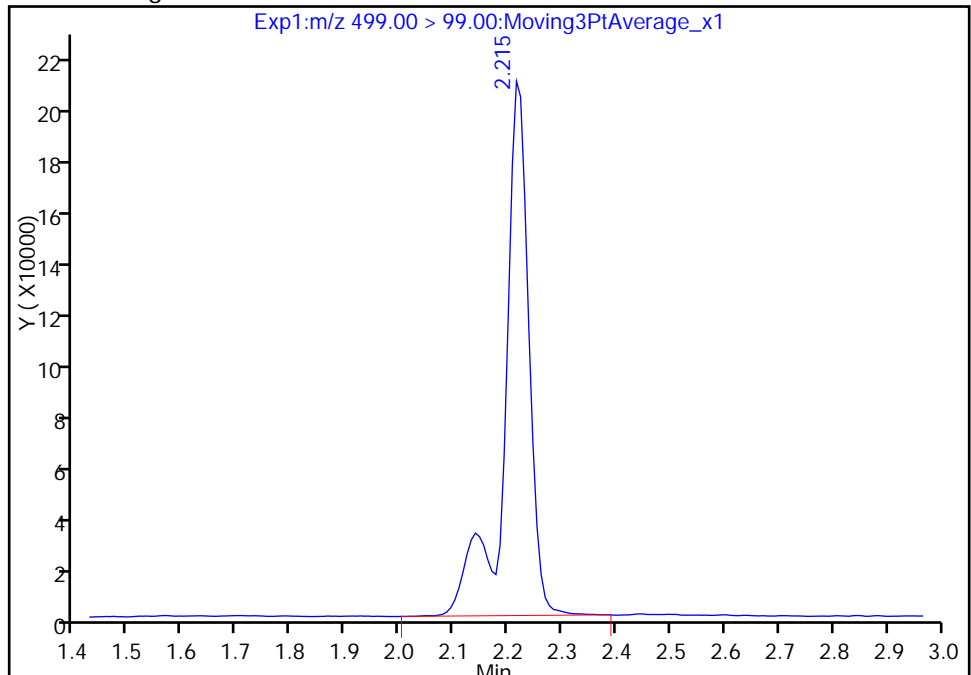
Not Detected
Expected RT: 2.14

Processing Integration Results



Manual Integration Results

RT: 2.22
Area: 652679
Amount: 10.101058
Amount Units: ng/ml



Reviewer: chandrasenas, 26-Jan-2017 12:15:17

Audit Action: Manually Integrated

Audit Reason: Assign Peak

FORM VII
LCMS CONTINUING CALIBRATION DATA

Lab Name: TestAmerica Sacramento Job No.: 320-26006-1
 SDG No.: _____
 Lab Sample ID: ICV 320-147939/13 Calibration Date: 01/26/2017 11:42
 Instrument ID: A8_N Calib Start Date: 01/26/2017 11:03
 GC Column: Acquity ID: 2.10 (mm) Calib End Date: 01/26/2017 11:25
 Lab File ID: 2017.01.26_537_CURVE_013.d Conc. Units: ng/mL

ANALYTE	CURVE TYPE	AVE RRF	RRF	MIN RRF	CALC AMOUNT	SPIKE AMOUNT	%D	MAX %D
Perfluorobutanesulfonic acid (PFBS)	QuaF		1.349		100	115	-12.5	30.0
Perfluoroheptanoic acid	Ave	0.9643	0.8903		11.6	12.6	-7.7	30.0
Perfluorohexanesulfonic acid	Ave	1.684	1.363		21.4	26.5	-19.0	30.0
Perfluorooctanoic acid (PFOA)	Ave	0.9247	0.8195		22.2	25.0	-11.4	30.0
Perfluorooctanesulfonic acid (PFOS)	Ave	1.116	0.8801		21.5	27.2	-21.2	30.0
Perfluorononanoic acid	Ave	0.6813	0.6118		22.5	25.0	-10.2	30.0
13C2 PFHxA	Ave	1.079	1.180		10.9	10.0	9.4	30.0
13C2 PFDA	Ave	0.6456	0.6736		10.4	10.0	4.3	30.0

TestAmerica Sacramento
Target Compound Quantitation Report

Data File: \\ChromNa\Sacramento\ChromData\A8_N\20170126-39222.b\2017.01.26_537_CURVE_013.d
 Lims ID: ICV
 Client ID:
 Sample Type: ICV
 Inject. Date: 26-Jan-2017 11:42:36 ALS Bottle#: 7 Worklist Smp#: 13
 Injection Vol: 2.0 ul Dil. Factor: 1.0000
 Sample Info: ICV
 Misc. Info.: Plate: 1 Rack: 1
 Operator ID: A8-PC\A8 Instrument ID: A8_N
 Sublist:

Method: \\ChromNa\Sacramento\ChromData\A8_N\20170126-39222.b\537_A8_N.m
 Limit Group: LC 537 ICAL
 Last Update: 30-Jan-2017 11:49:24 Calib Date: 26-Jan-2017 11:25:03
 Integrator: Picker
 Quant Method: Internal Standard Quant By: Initial Calibration
 Last ICal File: \\ChromNA\Sacramento\ChromData\A8_N\20170126-39222.b\2017.01.26_537_CURVE_009.d

Column 1 : Det: EXP1
 Process Host: XAWRK012

First Level Reviewer: chandrasenas Date: 26-Jan-2017 12:16:45

Signal	RT	EXP RT	DLT RT	REL RT	Response	Amount ng/ml	Ratio(Limits)	S/N	Flags
1 Perfluorobutanesulfonic acid									
298.90 > 80.00	1.510	1.510	0.0	1.000	33808700	100.4		1738	
298.90 > 99.00	1.510	1.510	0.0	1.000	16544440		2.04(0.00-0.00)	1886	
\$ 2 13C2 PFHxA									
315.00 > 270.00	1.631	1.638	-0.007	1.000	2683454	10.9		6152	
3 Perfluorohexanesulfonic acid									
399.00 > 80.00	1.783	1.787	-0.004	1.000	7879031	21.4		1437	
4 Perfluoroheptanoic acid									
363.00 > 319.00	1.783	1.788	-0.005	1.000	2549950	11.6		335	
* 6 13C2-PFOA									
415.00 > 370.00	1.973	1.979	-0.006		2273215	10.0		4649	
5 Perfluorooctanoic acid									
413.00 > 369.00	1.973	1.980	-0.007	1.000	4661444	22.2		343	
413.00 > 169.00	1.973	1.980	-0.007	1.000	2649388		1.76(0.00-0.00)	1872	
8 Perfluorooctane sulfonic acid									
499.00 > 80.00	2.215	2.140	0.075	1.000	5233022	21.5		1657	M
499.00 > 99.00	2.215	2.140	0.075	1.000	1038329		5.04(0.00-0.00)	732	M
* 7 13C4 PFOS									
503.00 > 80.00	2.215	2.220	-0.005		6260544	28.7		6453	
9 Perfluorononanoic acid									
463.00 > 419.00	2.223	2.229	-0.006	1.000	3478258	22.5		767	
\$ 10 13C2 PFDA									
515.00 > 470.00	2.375	2.384	-0.009	1.000	1531279	10.4		2302	

QC Flag Legend

Review Flags

M - Manually Integrated

Reagents:

LC537-ICV_00019

Amount Added: 1.00

Units: mL

TestAmerica Sacramento

Data File: \\ChromNa\Sacramento\ChromData\A8_N\20170126-39222.b\2017.01.26_537_CURVE_013.d

Injection Date: 26-Jan-2017 11:42:36

Instrument ID: A8_N

Lims ID: ICV

Client ID:

Operator ID: A8-PC\A8

ALS Bottle#: 7

Worklist Smp#: 13

Injection Vol: 2.0 ul

Dil. Factor: 1.0000

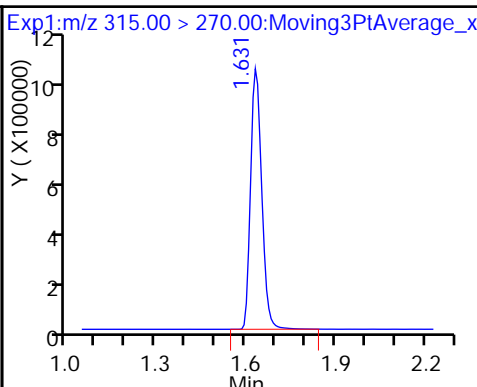
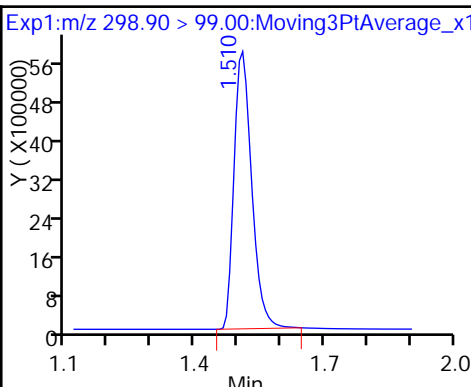
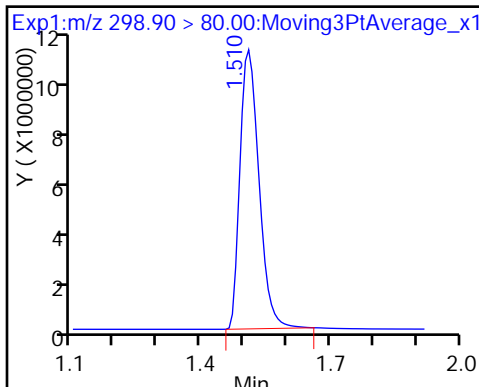
Method: 537_A8_N

Limit Group: LC 537 ICAL

1 Perfluorobutanesulfonic acid

1 Perfluorobutanesulfonic acid

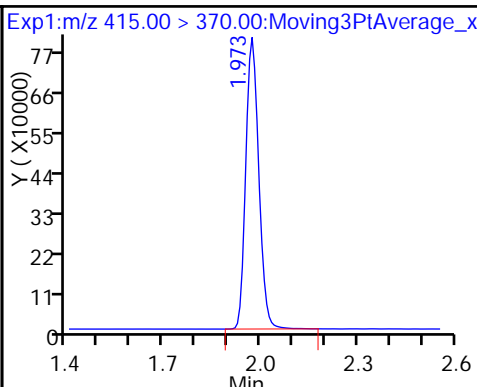
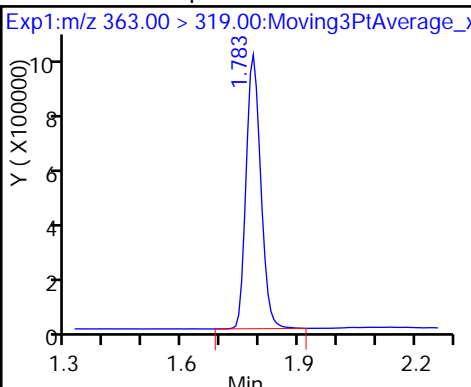
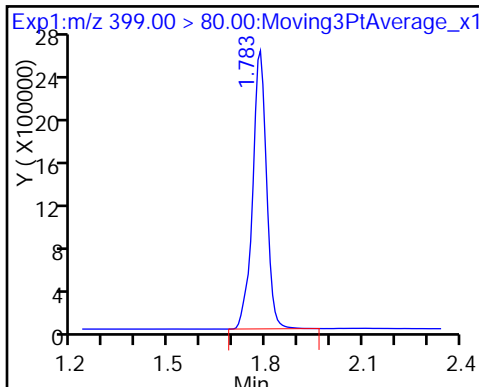
\$ 2 13C2 PFHxA



3 Perfluorohexanesulfonic acid

4 Perfluoroheptanoic acid

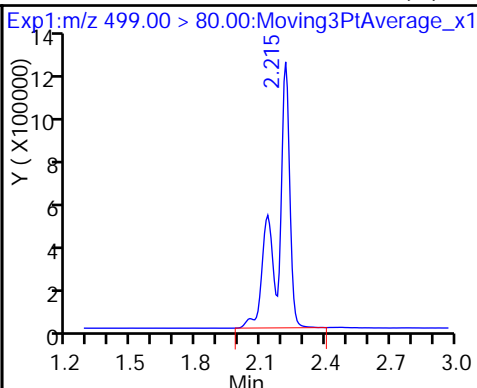
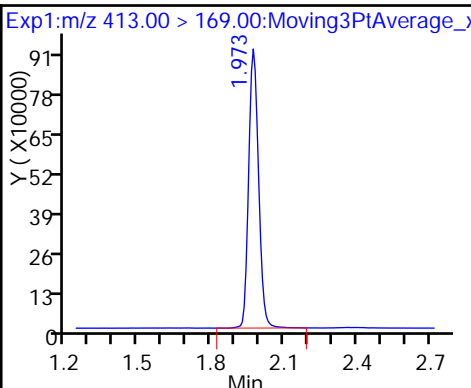
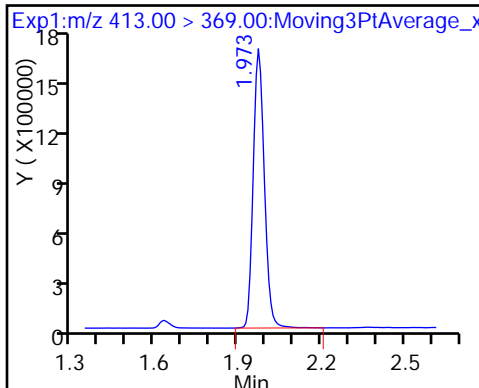
* 6 13C2-PFOA



5 Perfluorooctanoic acid

5 Perfluorooctanoic acid

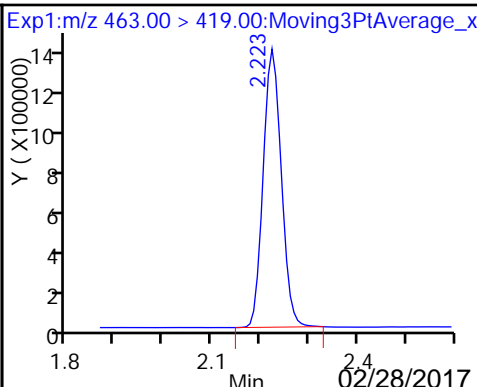
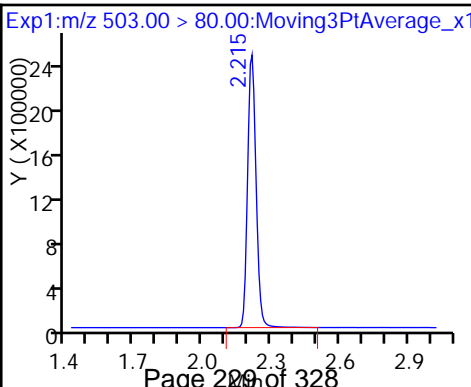
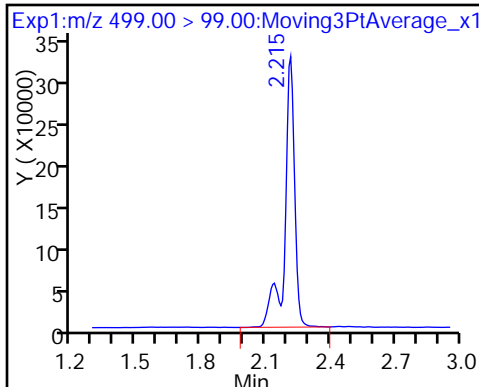
8 Perfluorooctane sulfonic acid (M)



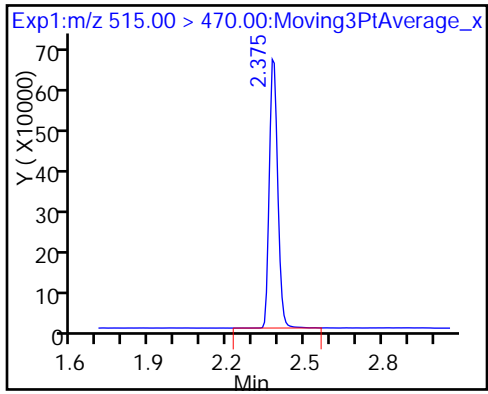
8 Perfluorooctane sulfonic acid (M)

* 7 13C4 PFOS

9 Perfluorononanoic acid



\$ 10 13C2 PFDA



TestAmerica Sacramento

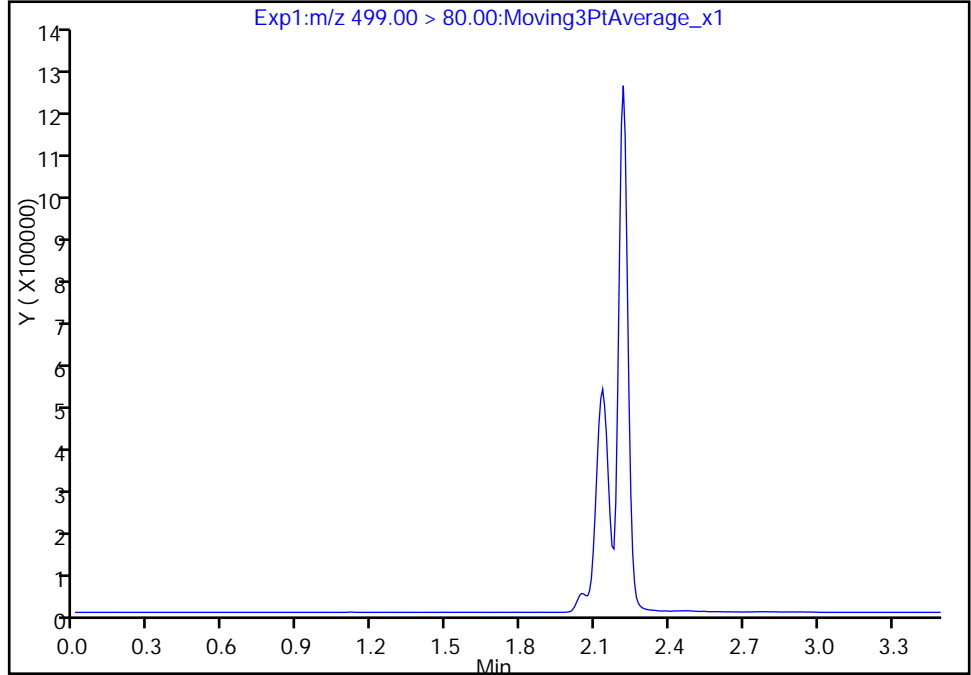
Data File: \\ChromNa\Sacramento\ChromData\A8_N\20170126-39222.b\2017.01.26_537_CURVE_013.d
Injection Date: 26-Jan-2017 11:42:36 Instrument ID: A8_N
Lims ID: ICV
Client ID:
Operator ID: A8-PC\A8 ALS Bottle#: 7 Worklist Smp#: 13
Injection Vol: 2.0 ul Dil. Factor: 1.0000
Method: 537_A8_N Limit Group: LC 537 ICAL
Column: Detector EXP1

8 Perfluorooctane sulfonic acid, CAS: 1763-23-1

Signal: 1

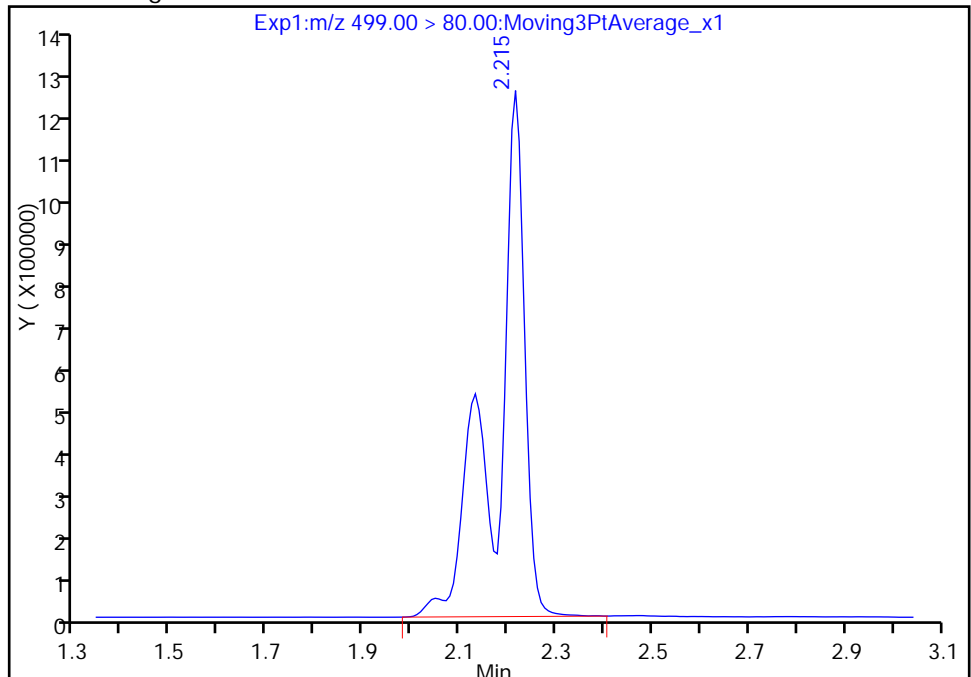
Not Detected
Expected RT: 2.14

Processing Integration Results



RT: 2.22
Area: 5233022
Amount: 21.472850
Amount Units: ng/ml

Manual Integration Results



Reviewer: chandrasenas, 26-Jan-2017 12:16:45
Audit Action: Manually Integrated

Audit Reason: Assign Peak

TestAmerica Sacramento

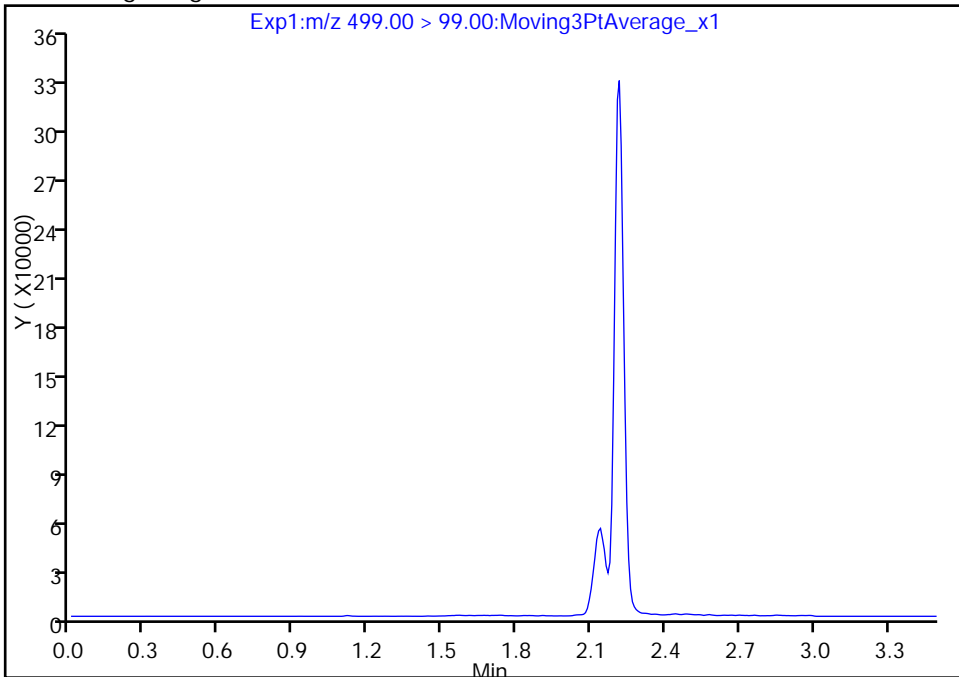
Data File: \\ChromNa\Sacramento\ChromData\A8_N\20170126-39222.b\2017.01.26_537_CURVE_013.d
Injection Date: 26-Jan-2017 11:42:36 Instrument ID: A8_N
Lims ID: ICV
Client ID:
Operator ID: A8-PC\A8 ALS Bottle#: 7 Worklist Smp#: 13
Injection Vol: 2.0 ul Dil. Factor: 1.0000
Method: 537_A8_N Limit Group: LC 537 ICAL
Column: Detector EXP1

8 Perfluorooctane sulfonic acid, CAS: 1763-23-1

Signal: 2

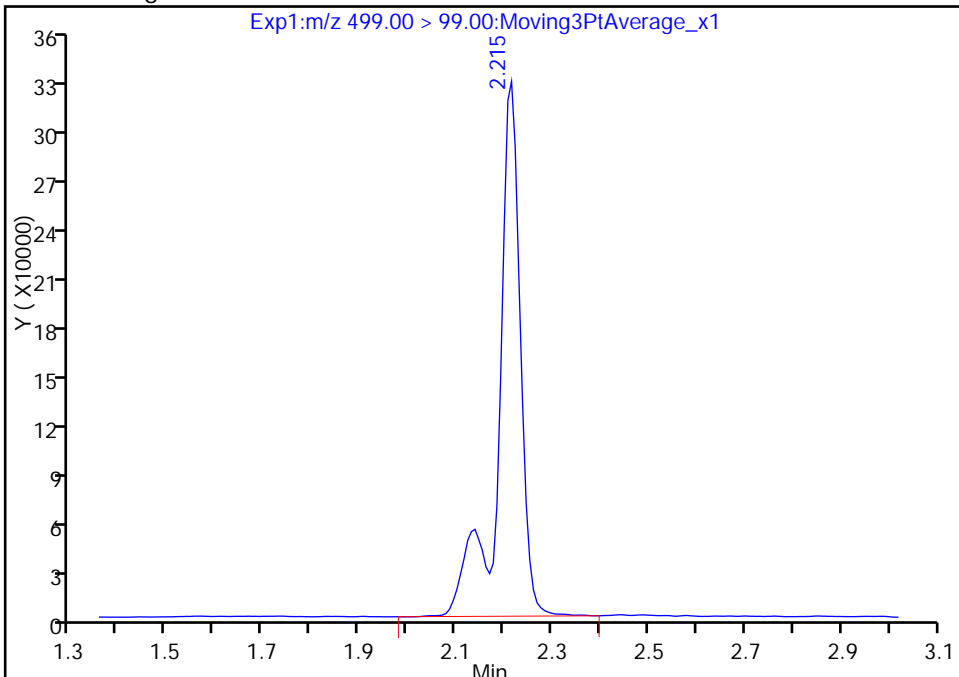
Not Detected
Expected RT: 2.14

Processing Integration Results



Manual Integration Results

RT: 2.22
Area: 1038329
Amount: 21.472850
Amount Units: ng/ml



Reviewer: chandrasenas, 26-Jan-2017 12:16:45

Audit Action: Manually Integrated

Audit Reason: Assign Peak

FORM VII
LCMS CONTINUING CALIBRATION DATA

Lab Name: TestAmerica Sacramento Job No.: 320-26006-1
 SDG No.: _____
 Lab Sample ID: CCV 320-152311/3 Calibration Date: 02/27/2017 11:03
 Instrument ID: A8_N Calib Start Date: 01/26/2017 11:03
 GC Column: GeminiC18 3x100 ID: 3.00 (mm) Calib End Date: 01/26/2017 11:25
 Lab File ID: 2017.02.27A_537_003.d Conc. Units: ng/mL

ANALYTE	CURVE TYPE	AVE RRF	RRF	MIN RRF	CALC AMOUNT	SPIKE AMOUNT	%D	MAX %D
Perfluorobutanesulfonic acid (PFBS)	QuaF		2.127		27.0	22.9	17.8	50.0
Perfluoroheptanoic acid	Ave	0.9643	1.091		2.86	2.52	13.2	50.0
Perfluorohexanesulfonic acid	Ave	1.684	1.703		7.80	7.72	1.2	50.0
Perfluorooctanoic acid (PFOA)	Ave	0.9247	1.024		5.51	4.98	10.7	50.0
Perfluorooctanesulfonic acid (PFOS)	Ave	1.116	1.126		10.3	10.2	0.9	50.0
Perfluorononanoic acid	Ave	0.6813	0.7601		5.90	5.29	11.6	50.0
13C2 PFHxA	Ave	1.079	1.115		10.3	10.0	3.3	30.0
13C2 PFDA	Ave	0.6456	0.6885		10.7	10.0	6.6	30.0

TestAmerica Sacramento
Target Compound Quantitation Report

Data File: \\ChromNa\Sacramento\ChromData\A8_N\20170227-40272.b\2017.02.27A_537_003.d
 Lims ID: CCV L2
 Client ID:
 Sample Type: CCVL
 Inject. Date: 27-Feb-2017 11:03:42 ALS Bottle#: 2 Worklist Smp#: 3
 Injection Vol: 2.0 ul Dil. Factor: 1.0000
 Sample Info: CCV L2
 Misc. Info.: Plate: 1 Rack: 1
 Operator ID: A8-PC\A8 Instrument ID: A8_N
 Sublist: chrom-537_A8_N*sub1
 Method: \\ChromNa\Sacramento\ChromData\A8_N\20170227-40272.b\537_A8_N.m
 Limit Group: LC 537 ICAL
 Last Update: 27-Feb-2017 16:58:24 Calib Date: 26-Jan-2017 11:25:03
 Integrator: Picker
 Quant Method: Internal Standard Quant By: Initial Calibration
 Last ICal File: \\ChromNA\Sacramento\ChromData\A8_N\20170126-39222.b\2017.01.26_537_CURVE_009.d

Column 1 : Det: EXP1
 Process Host: XAWRK031

First Level Reviewer: barnettj Date: 27-Feb-2017 13:20:24

Signal	RT	EXP RT	DLT RT	REL RT	Response	Amount ng/ml	Ratio(Limits)	S/N	Flags
1 Perfluorobutanesulfonic acid									
298.90 > 80.00	1.525	1.510	0.015	1.000	11307218	27.0		1210	
298.90 > 99.00	1.525	1.510	0.015	1.000	4864062		2.32(0.00-0.00)	1385	
\$ 2 13C2 PFHxA									
315.00 > 270.00	1.662	1.638	0.024	1.000	2574080	10.3		7230	
3 Perfluorohexanesulfonic acid									
399.00 > 80.00	1.844	1.787	0.057	1.000	3051389	7.80		842	
4 Perfluoroheptanoic acid									
363.00 > 319.00	1.844	1.788	0.056	1.000	635863	2.86		77.8	
* 6 13C2-PFOA									
415.00 > 370.00	2.071	1.979	0.092		2308394	10.0		5536	
5 Perfluorooctanoic acid									
413.00 > 369.00	2.071	1.980	0.091	1.000	1176188	5.51		122	
413.00 > 169.00	2.071	1.980	0.091	1.000	682912		1.72(0.00-0.00)	608	
* 7 13C4 PFOS									
503.00 > 80.00	2.306	2.220	0.086		6660145	28.7		7967	
9 Perfluorononanoic acid									
463.00 > 419.00	2.314	2.229	0.085	1.000	927990	5.90		153	
8 Perfluorooctane sulfonic acid									
499.00 > 80.00	2.306	2.246	0.060	1.000	2671996	10.3		1759	M
499.00 > 99.00	2.306	2.246	0.060	1.000	649760		4.11(0.00-0.00)	1266	M
\$ 10 13C2 PFDA									
515.00 > 470.00	2.451	2.384	0.067	1.000	1589283	10.7		4294	

QC Flag Legend

Review Flags

M - Manually Integrated

Reagents:

LC537-L2_00016

Amount Added: 1.00

Units: mL

TestAmerica Sacramento

Data File: \\ChromNa\Sacramento\ChromData\A8_N\20170227-40272.b\2017.02.27A_537_003.d

Injection Date: 27-Feb-2017 11:03:42

Instrument ID: A8_N

Lims ID: CCV L2

Client ID:

Operator ID: A8-PC\A8

ALS Bottle#: 2

Worklist Smp#: 3

Injection Vol: 2.0 ul

Dil. Factor: 1.0000

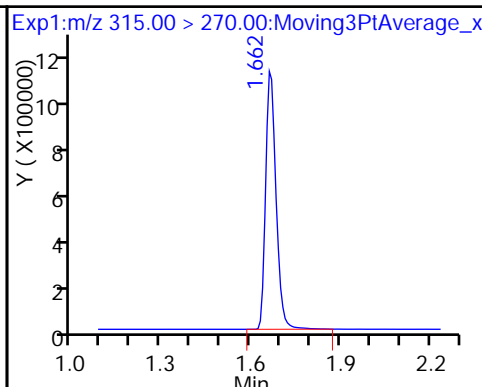
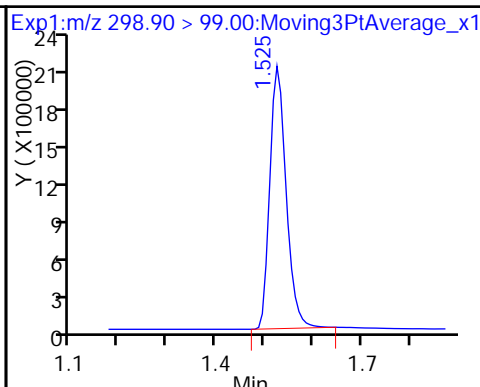
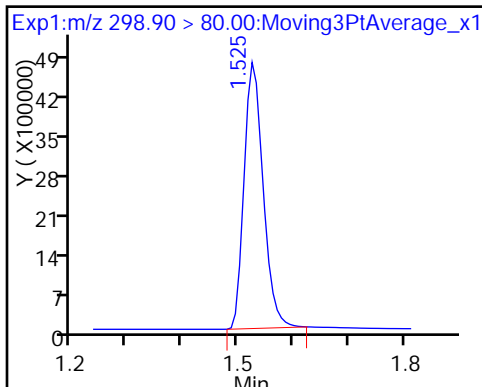
Method: 537_A8_N

Limit Group: LC 537 ICAL

1 Perfluorobutanesulfonic acid

1 Perfluorobutanesulfonic acid

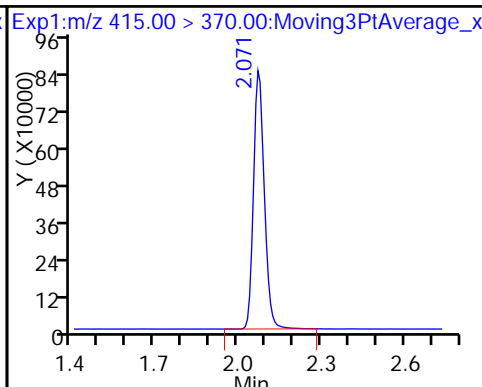
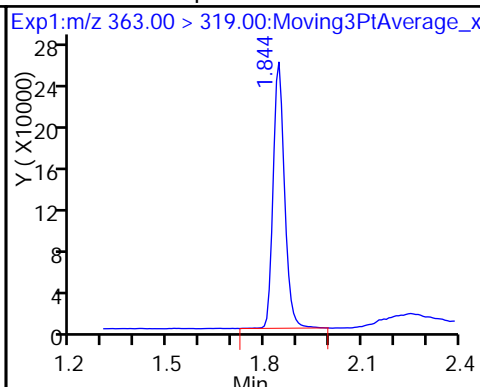
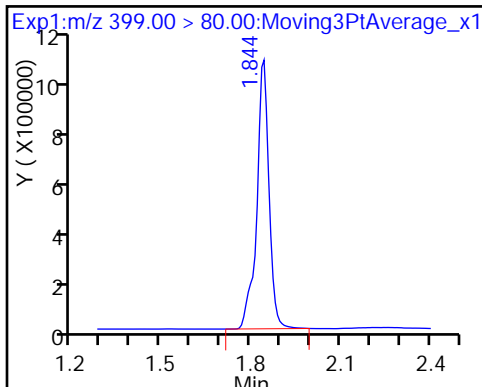
\$ 2 13C2 PFHxA



3 Perfluorohexanesulfonic acid

4 Perfluoroheptanoic acid

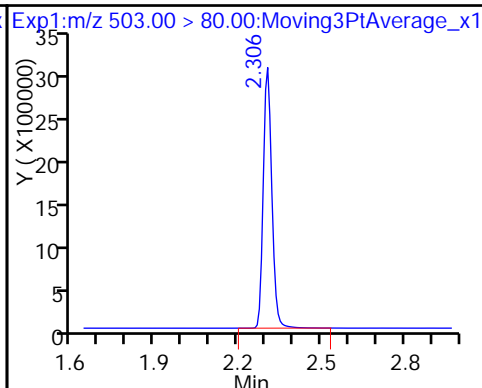
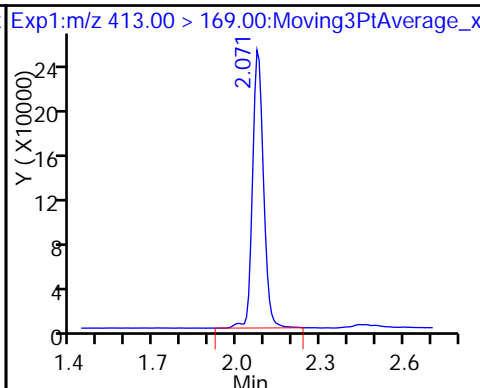
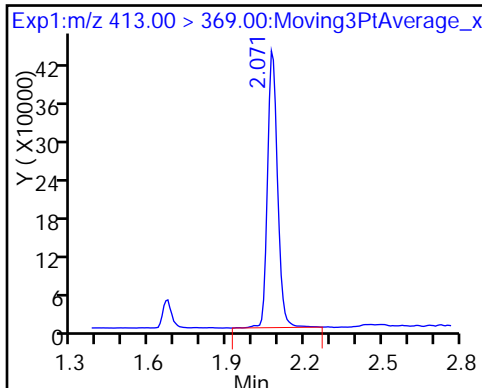
* 6 13C2-PFOA



5 Perfluorooctanoic acid

5 Perfluorooctanoic acid

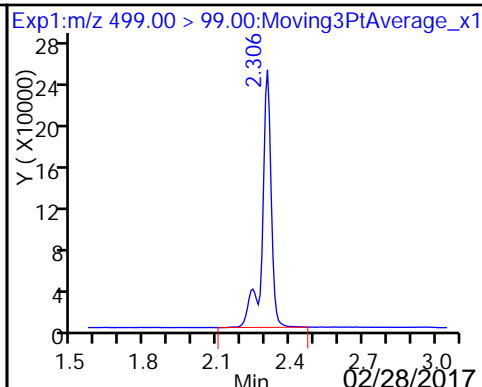
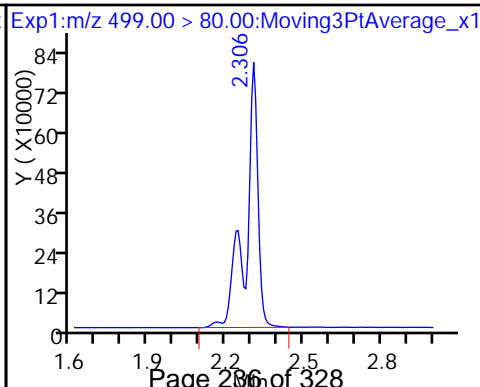
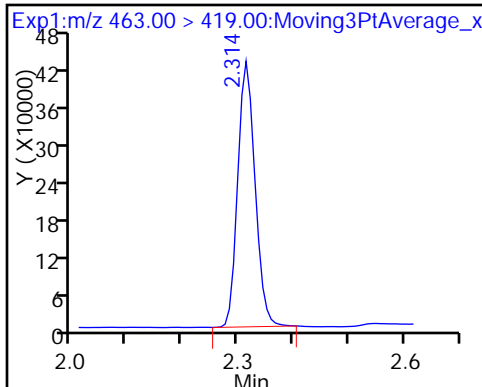
* 7 13C4 PFOS



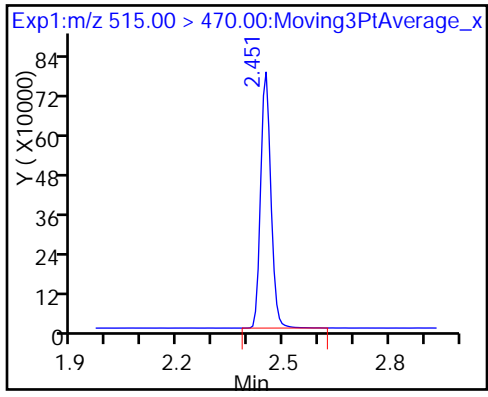
9 Perfluorononanoic acid

8 Perfluorooctane sulfonic acid (M)

8 Perfluorooctane sulfonic acid



\$ 10 13C2 PFDA



TestAmerica Sacramento

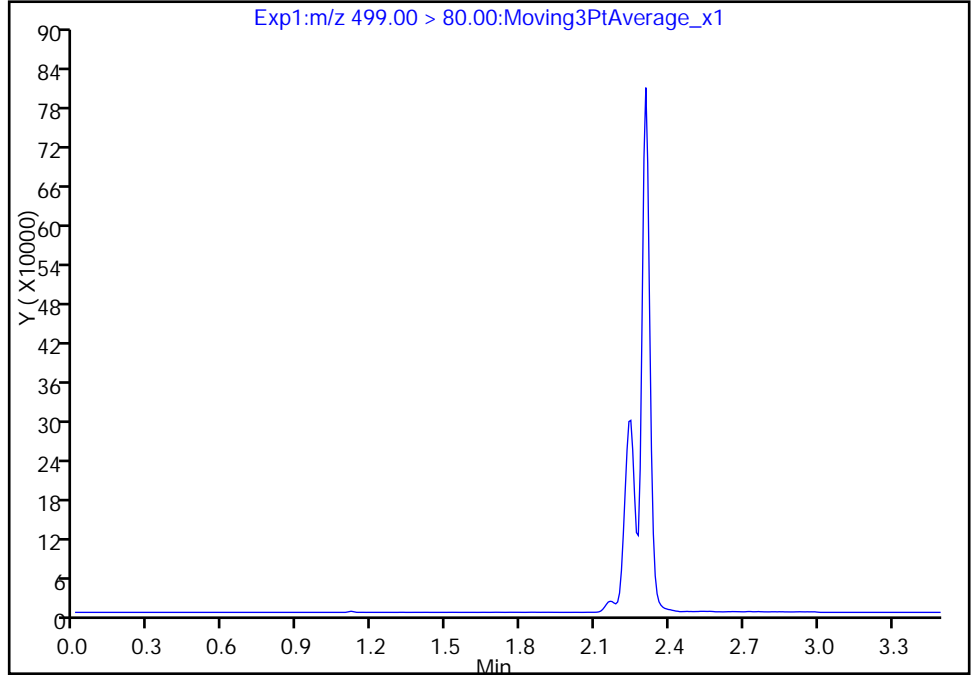
Data File: \\ChromNa\Sacramento\ChromData\A8_N\20170227-40272.b\2017.02.27A_537_003.d
Injection Date: 27-Feb-2017 11:03:42 Instrument ID: A8_N
Lims ID: CCV L2
Client ID:
Operator ID: A8-PC\A8 ALS Bottle#: 2 Worklist Smp#: 3
Injection Vol: 2.0 ul Dil. Factor: 1.0000
Method: 537_A8_N Limit Group: LC 537 ICAL
Column: Detector EXP1

8 Perfluorooctane sulfonic acid, CAS: 1763-23-1

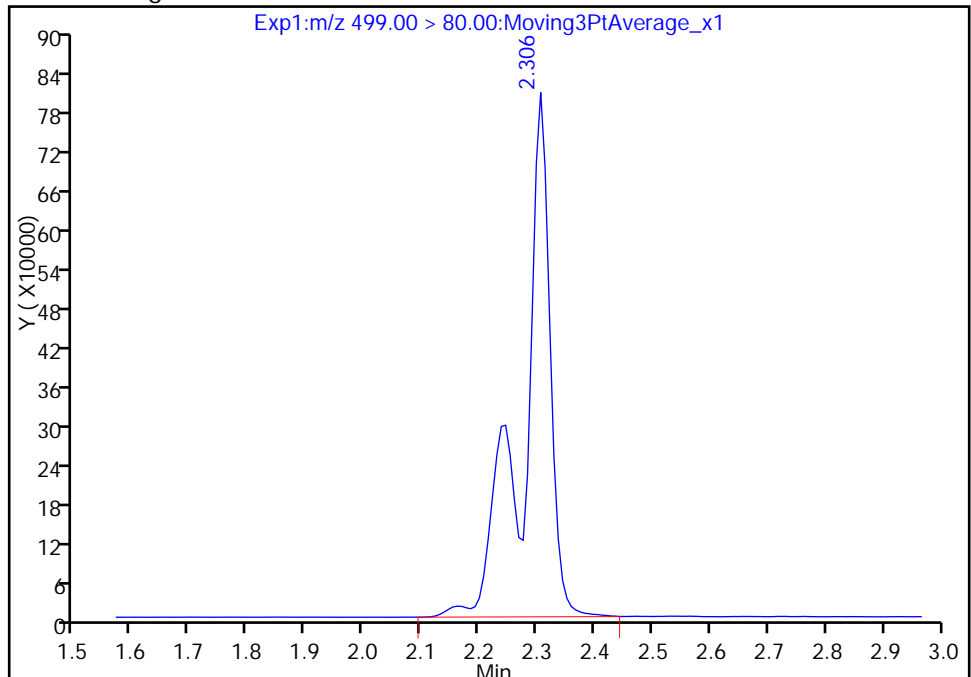
Signal: 1

Not Detected
Expected RT: 2.25

Processing Integration Results



Manual Integration Results



RT: 2.31
Area: 2671996
Amount: 10.306265
Amount Units: ng/ml

Reviewer: barnettj, 27-Feb-2017 16:58:23
Audit Action: Assigned Compound ID

Audit Reason: Missed Peak

TestAmerica Sacramento

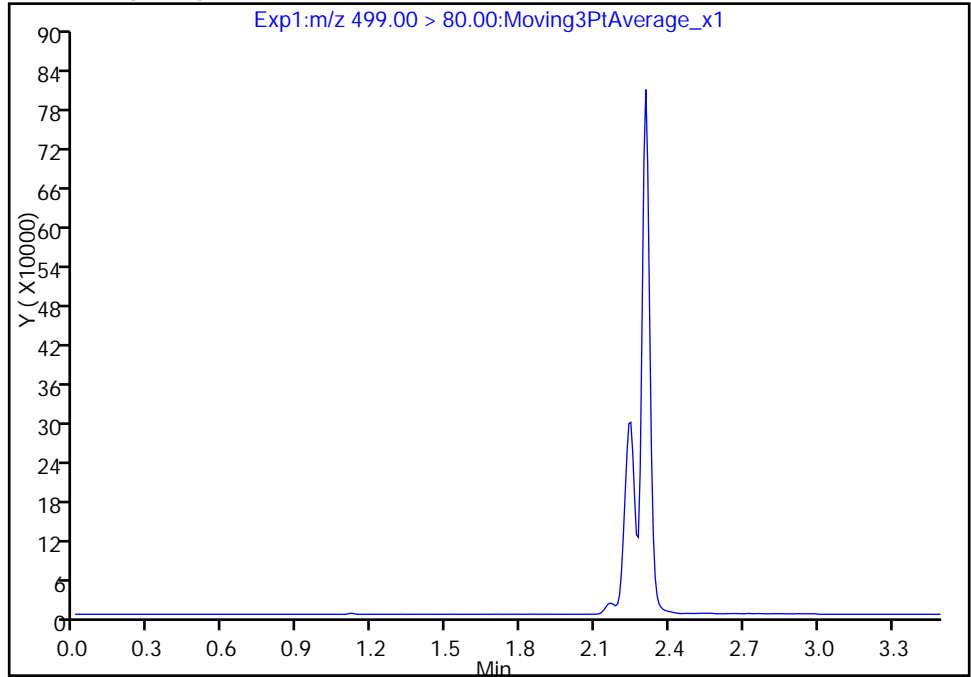
Data File: \\ChromNa\Sacramento\ChromData\A8_N\20170227-40272.b\2017.02.27A_537_003.d
Injection Date: 27-Feb-2017 11:03:42 Instrument ID: A8_N
Lims ID: CCV L2
Client ID:
Operator ID: A8-PC\A8 ALS Bottle#: 2 Worklist Smp#: 3
Injection Vol: 2.0 ul Dil. Factor: 1.0000
Method: 537_A8_N Limit Group: LC 537 ICAL
Column: Detector EXP1

8 Perfluorooctane sulfonic acid, CAS: 1763-23-1

Signal: 1

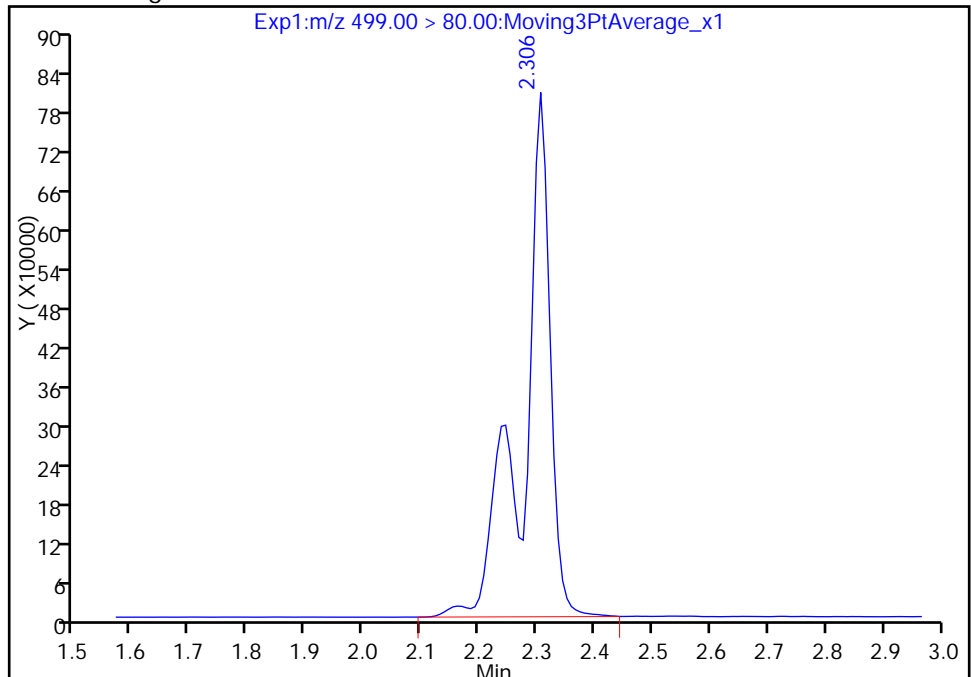
Not Detected
Expected RT: 2.25

Processing Integration Results



RT: 2.31
Area: 2671996
Amount: 10.306265
Amount Units: ng/ml

Manual Integration Results



Reviewer: barnettj, 27-Feb-2017 16:58:23

Audit Action: Manually Integrated

Audit Reason: Missed Peak

FORM VII
LCMS CONTINUING CALIBRATION DATA

Lab Name: TestAmerica Sacramento Job No.: 320-26006-1
 SDG No.: _____
 Lab Sample ID: CCV 320-152402/1 Calibration Date: 02/27/2017 14:56
 Instrument ID: A8_N Calib Start Date: 01/26/2017 11:03
 GC Column: GeminiC18 3x100 ID: 3.00 (mm) Calib End Date: 01/26/2017 11:25
 Lab File ID: 2017.02.27C_537_001.d Conc. Units: ng/mL

ANALYTE	CURVE TYPE	AVE RRF	RRF	MIN RRF	CALC AMOUNT	SPIKE AMOUNT	%D	MAX %D
Perfluorobutanesulfonic acid (PFBS)	QuaF		1.237		111	135	-17.9	30.0
Perfluoroheptanoic acid	Ave	0.9643	0.8902		13.7	14.9	-7.7	30.0
Perfluorohexanesulfonic acid	Ave	1.684	1.519		41.0	45.4	-9.8	30.0
Perfluorooctanoic acid (PFOA)	Ave	0.9247	0.8878		28.1	29.3	-4.0	30.0
Perfluorooctanesulfonic acid (PFOS)	Ave	1.116	1.097		59.0	60.1	-1.8	30.0
Perfluorononanoic acid	Ave	0.6813	0.6206		28.3	31.1	-8.9	30.0
13C2 PFHxA	Ave	1.079	1.080		10.0	10.0	0.1	30.0
13C2 PFDA	Ave	0.6456	0.6898		10.7	10.0	6.8	30.0

TestAmerica Sacramento
Target Compound Quantitation Report

Data File: \\ChromNa\Sacramento\ChromData\A8_N\20170227-40293.b\2017.02.27C_537_001.d
 Lims ID: CCV L5
 Client ID:
 Sample Type: CCVIS
 Inject. Date: 27-Feb-2017 14:56:53 ALS Bottle#: 5 Worklist Smp#: 1
 Injection Vol: 2.0 ul Dil. Factor: 1.0000
 Sample Info: CCV L5
 Misc. Info.: Plate: 1 Rack: 1
 Operator ID: A8-PC\A8 Instrument ID: A8_N
 Sublist: chrom-537_A8_N*sub1
 Method: \\ChromNa\Sacramento\ChromData\A8_N\20170227-40293.b\537_A8_N.m
 Limit Group: LC 537 ICAL
 Last Update: 27-Feb-2017 16:54:27 Calib Date: 26-Jan-2017 11:25:03
 Integrator: Picker
 Quant Method: Internal Standard Quant By: Initial Calibration
 Last ICal File: \\ChromNA\Sacramento\ChromData\A8_N\20170126-39222.b\2017.01.26_537_CURVE_009.d
 Column 1 : Det: EXP1
 Process Host: XAWRK031

First Level Reviewer: barnettj Date: 27-Feb-2017 16:05:55

Signal	RT	EXP RT	DLT RT	REL RT	Response	Amount ng/ml	Ratio(Limits)	S/N	Flags
1 Perfluorobutanesulfonic acid									
298.90 > 80.00	1.510	1.510	0.0	1.000	41063950	110.6		1812	
298.90 > 99.00	1.510	1.510	0.0	1.000	21515462		1.91(0.00-0.00)	2570	
\$ 2 13C2 PFHxA									
315.00 > 270.00	1.639	1.638	0.001	1.000	2777785	10.0		7086	
3 Perfluorohexanesulfonic acid									
399.00 > 80.00	1.798	1.787	0.011	1.000	17009151	41.0		2493	
4 Perfluoroheptanoic acid									
363.00 > 319.00	1.798	1.788	0.010	1.000	3398640	13.7		458	
* 6 13C2-PFOA									
415.00 > 370.00	2.003	1.979	0.024		2570921	10.0		4793	
5 Perfluorooctanoic acid									
413.00 > 369.00	2.003	1.980	0.023	1.000	6682515	28.1		522	
413.00 > 169.00	2.003	1.980	0.023	1.000	3924096		1.70(0.00-0.00)	3319	
* 7 13C4 PFOS									
503.00 > 80.00	2.246	2.220	0.026		7074074	28.7		9452	
9 Perfluorononanoic acid									
463.00 > 419.00	2.253	2.229	0.024	1.000	4963599	28.3		1283	
8 Perfluorooctane sulfonic acid									
499.00 > 80.00	2.246	2.246	0.0	1.000	16256587	59.0		3462	M
499.00 > 99.00	2.246	2.246	0.0	1.000	3859629		4.21(0.00-0.00)	2185	M
\$ 10 13C2 PFDA									
515.00 > 470.00	2.397	2.384	0.013	1.000	1773326	10.7		3562	

QC Flag Legend

Review Flags

M - Manually Integrated

Reagents:

LC537-L5_00020

Amount Added: 1.00

Units: mL

TestAmerica Sacramento

Data File: \\ChromNa\Sacramento\ChromData\A8_N\20170227-40293.b\2017.02.27C_537_001.d

Injection Date: 27-Feb-2017 14:56:53

Instrument ID: A8_N

Lims ID: CCV L5

Client ID:

Operator ID: A8-PC\A8

ALS Bottle#: 5

Worklist Smp#: 1

Injection Vol: 2.0 ul

Dil. Factor: 1.0000

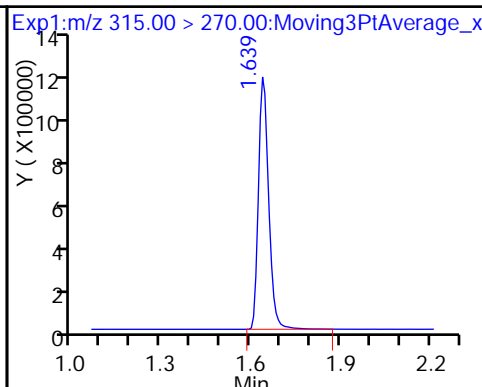
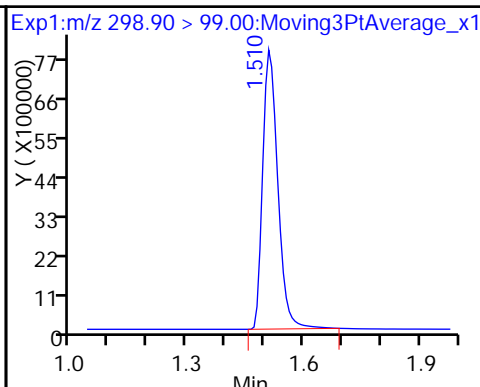
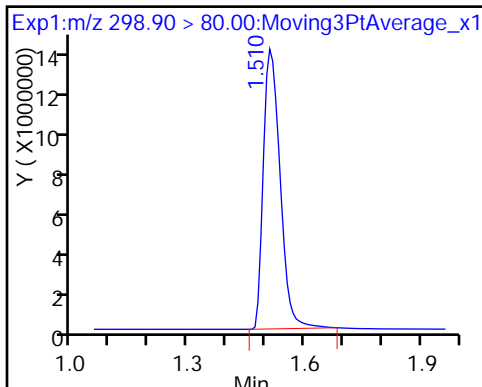
Method: 537_A8_N

Limit Group: LC 537 ICAL

1 Perfluorobutanesulfonic acid

1 Perfluorobutanesulfonic acid

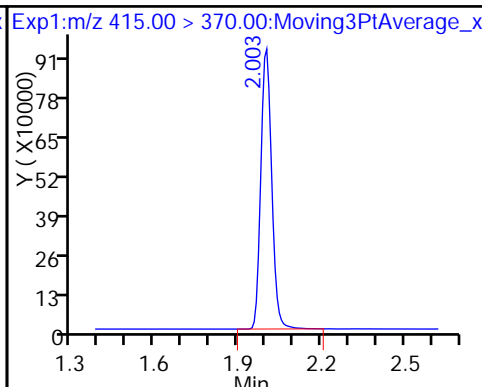
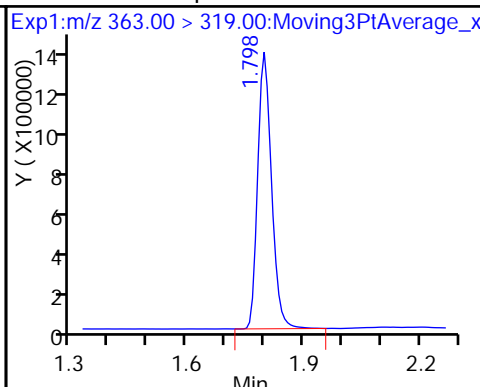
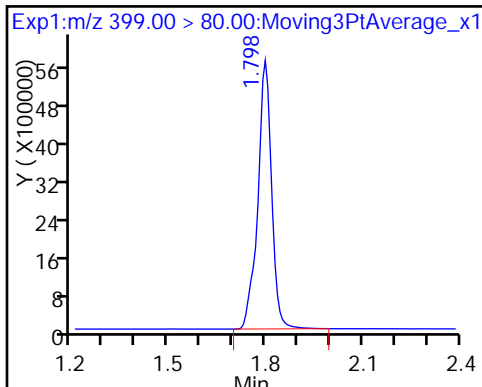
\$ 2 13C2 PFHxA



3 Perfluorohexanesulfonic acid

4 Perfluoroheptanoic acid

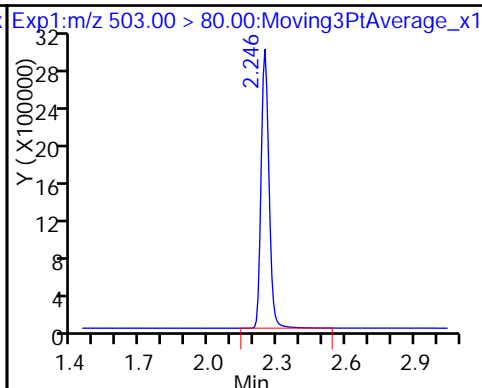
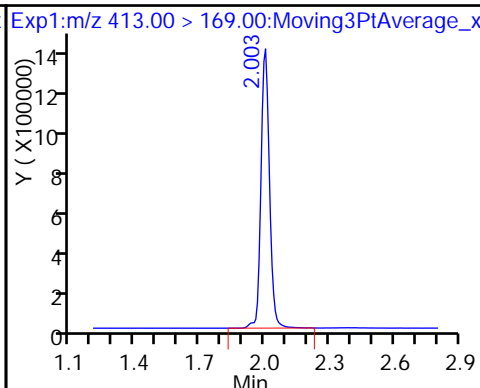
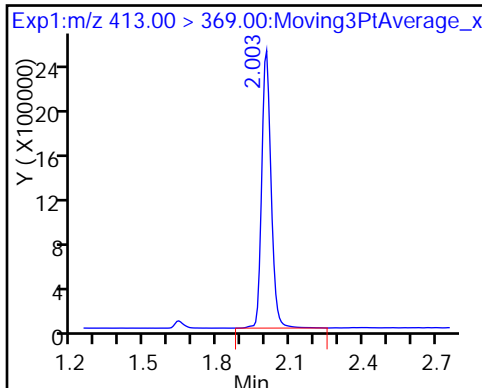
* 6 13C2-PFOA



5 Perfluorooctanoic acid

5 Perfluorooctanoic acid

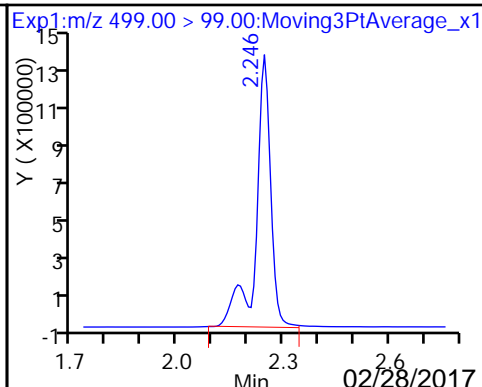
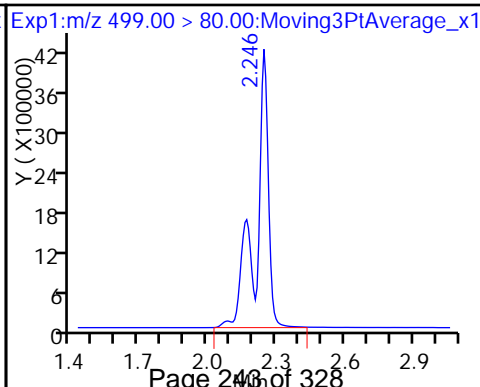
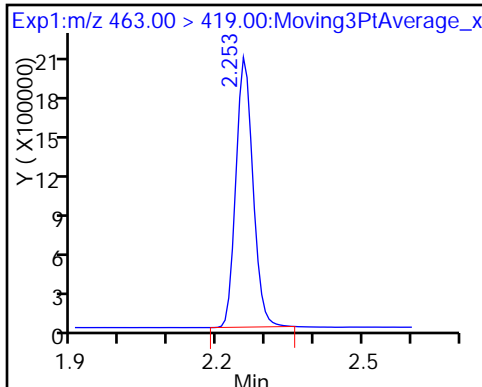
* 7 13C4 PFOS



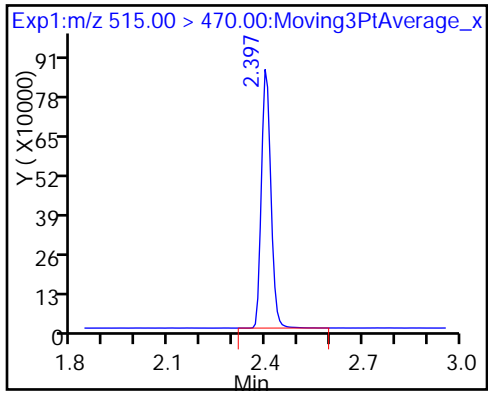
9 Perfluorononanoic acid

8 Perfluorooctane sulfonic acid (M)

8 Perfluorooctane sulfonic acid (M)



\$ 10 13C2 PFDA



TestAmerica Sacramento

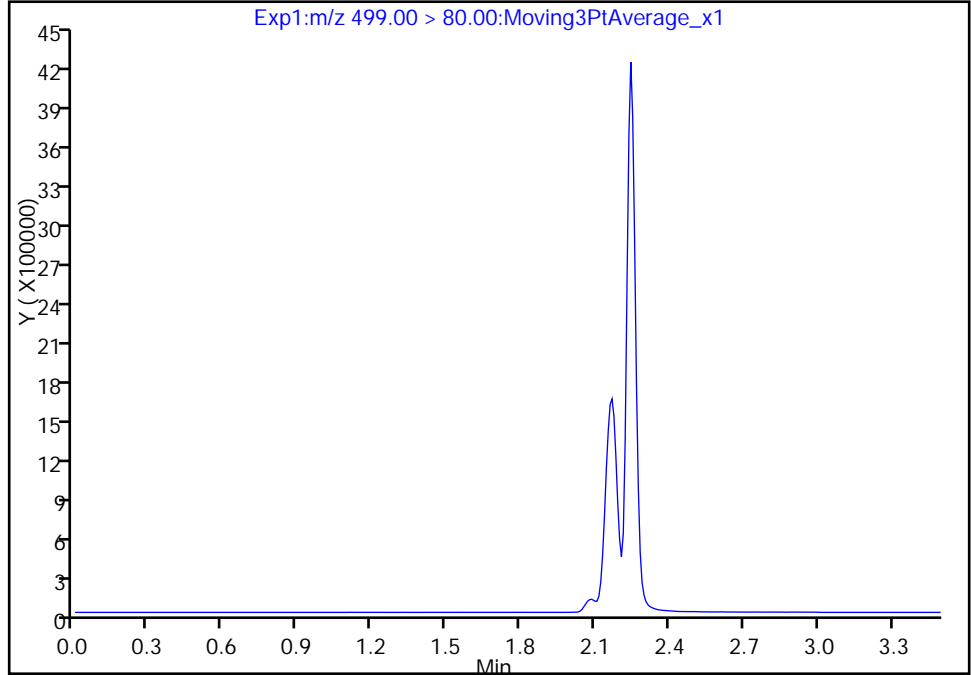
Data File: \\ChromNa\Sacramento\ChromData\A8_N\20170227-40293.b\2017.02.27C_537_001.d
Injection Date: 27-Feb-2017 14:56:53 Instrument ID: A8_N
Lims ID: CCV L5
Client ID:
Operator ID: A8-PC\A8 ALS Bottle#: 5 Worklist Smp#: 1
Injection Vol: 2.0 ul Dil. Factor: 1.0000
Method: 537_A8_N Limit Group: LC 537 ICAL
Column: Detector EXP1

8 Perfluorooctane sulfonic acid, CAS: 1763-23-1

Signal: 1

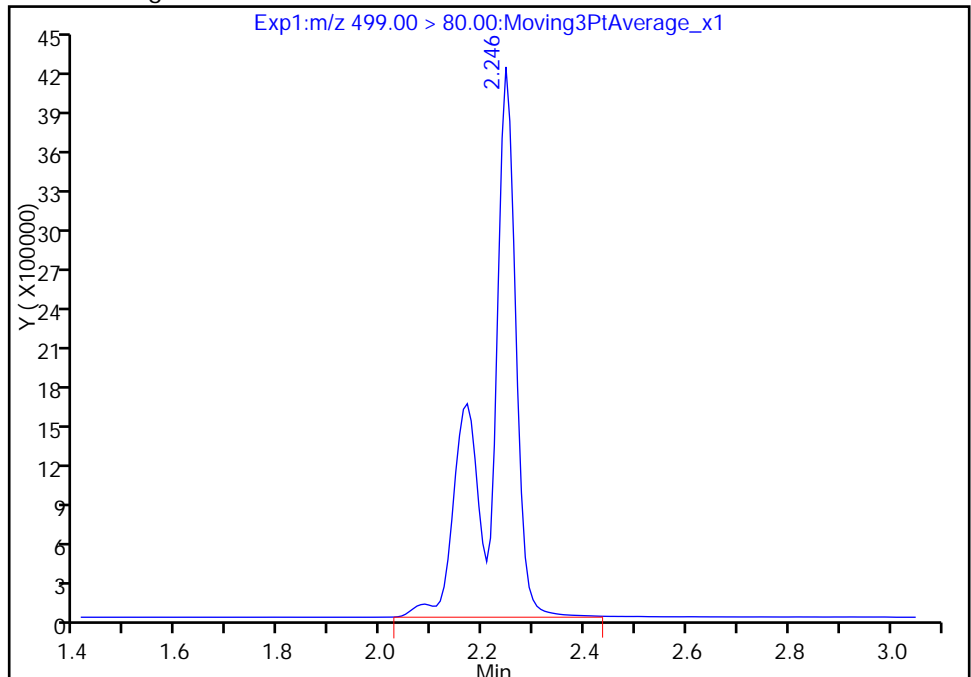
Not Detected
Expected RT: 2.25

Processing Integration Results



Manual Integration Results

RT: 2.25
Area: 16256587
Amount: 59.034918
Amount Units: ng/ml



Reviewer: barnettj, 27-Feb-2017 16:54:27
Audit Action: Assigned Compound ID

Audit Reason: Missed Peak

TestAmerica Sacramento

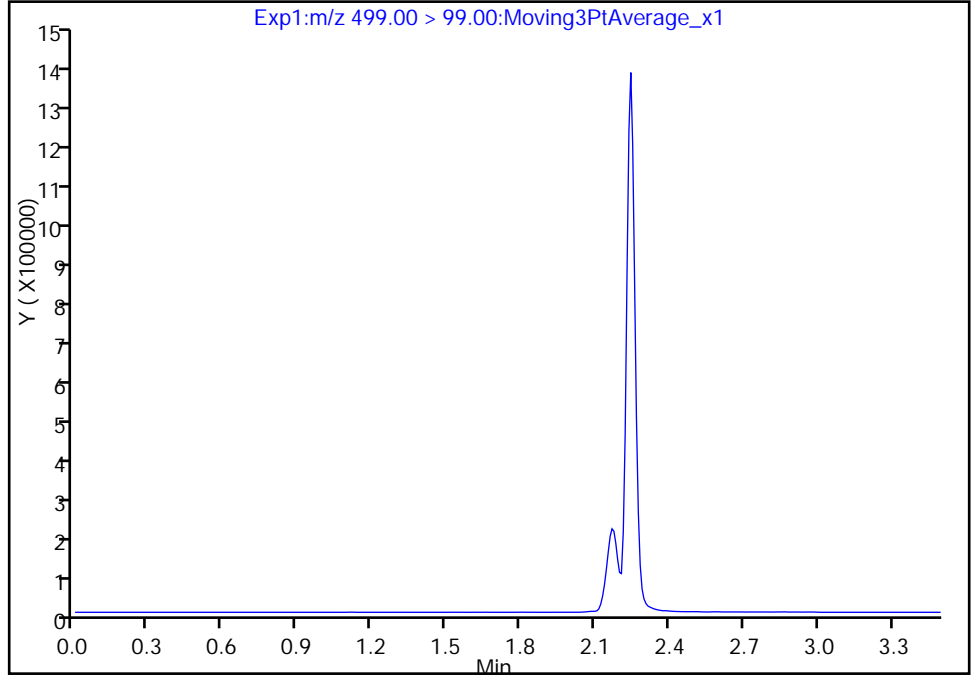
Data File: \\ChromNa\Sacramento\ChromData\A8_N\20170227-40293.b\2017.02.27C_537_001.d
Injection Date: 27-Feb-2017 14:56:53 Instrument ID: A8_N
Lims ID: CCV L5
Client ID:
Operator ID: A8-PC\A8 ALS Bottle#: 5 Worklist Smp#: 1
Injection Vol: 2.0 ul Dil. Factor: 1.0000
Method: 537_A8_N Limit Group: LC 537 ICAL
Column: Detector EXP1

8 Perfluorooctane sulfonic acid, CAS: 1763-23-1

Signal: 2

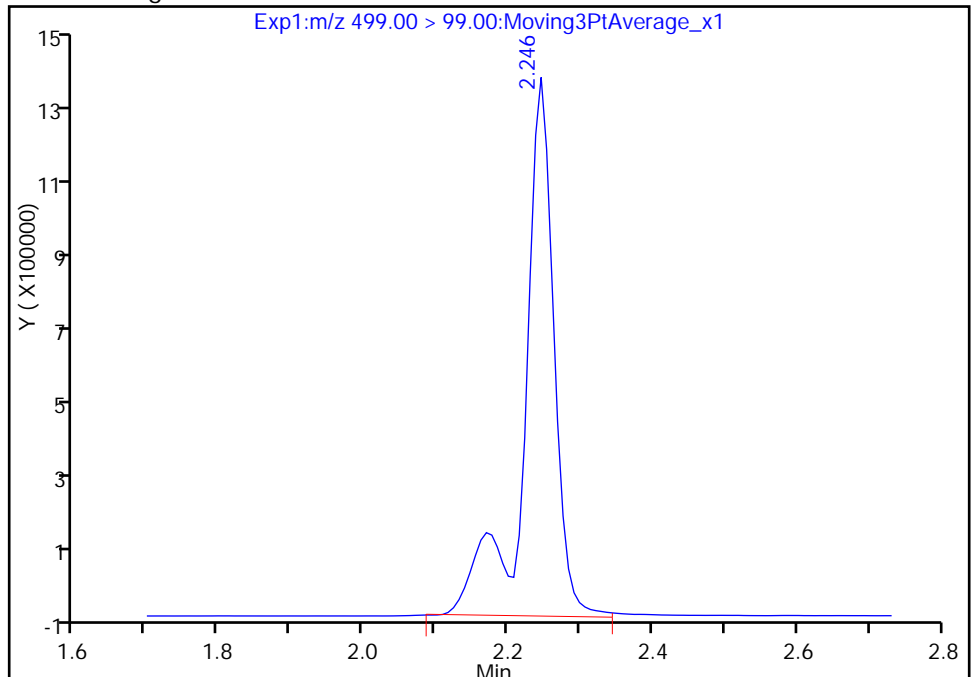
Not Detected
Expected RT: 2.25

Processing Integration Results



Manual Integration Results

RT: 2.25
Area: 3859629
Amount: 59.034918
Amount Units: ng/ml



Reviewer: barnettj, 27-Feb-2017 16:54:27

Audit Action: Manually Integrated

Audit Reason: Missed Peak

TestAmerica Sacramento

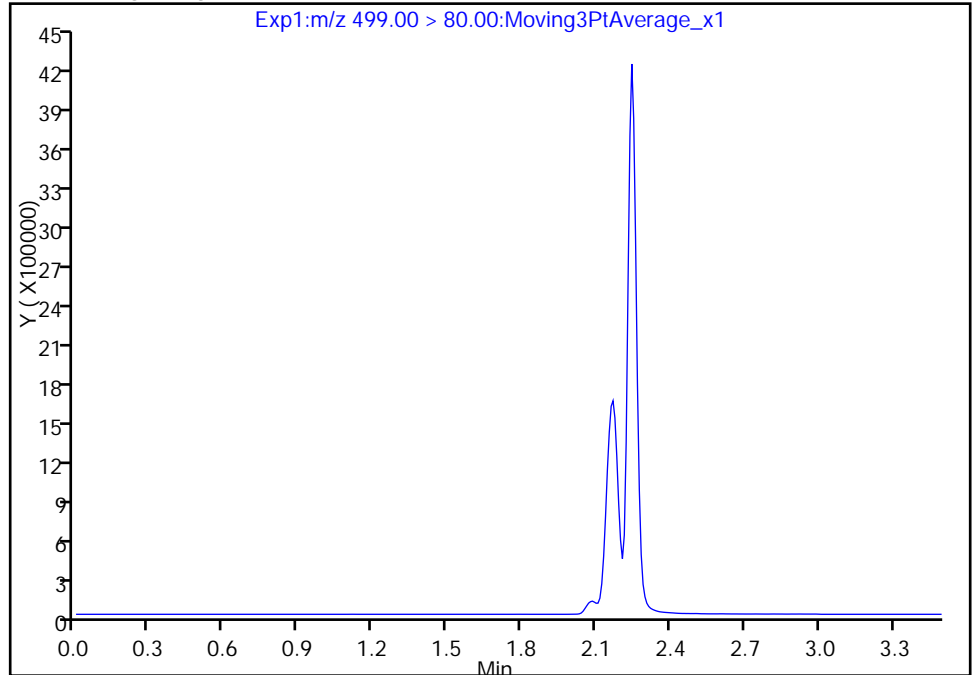
Data File: \\ChromNa\Sacramento\ChromData\A8_N\20170227-40293.b\2017.02.27C_537_001.d
Injection Date: 27-Feb-2017 14:56:53 Instrument ID: A8_N
Lims ID: CCV L5
Client ID:
Operator ID: A8-PC\A8 ALS Bottle#: 5 Worklist Smp#: 1
Injection Vol: 2.0 ul Dil. Factor: 1.0000
Method: 537_A8_N Limit Group: LC 537 ICAL
Column: Detector EXP1

8 Perfluorooctane sulfonic acid, CAS: 1763-23-1

Signal: 1

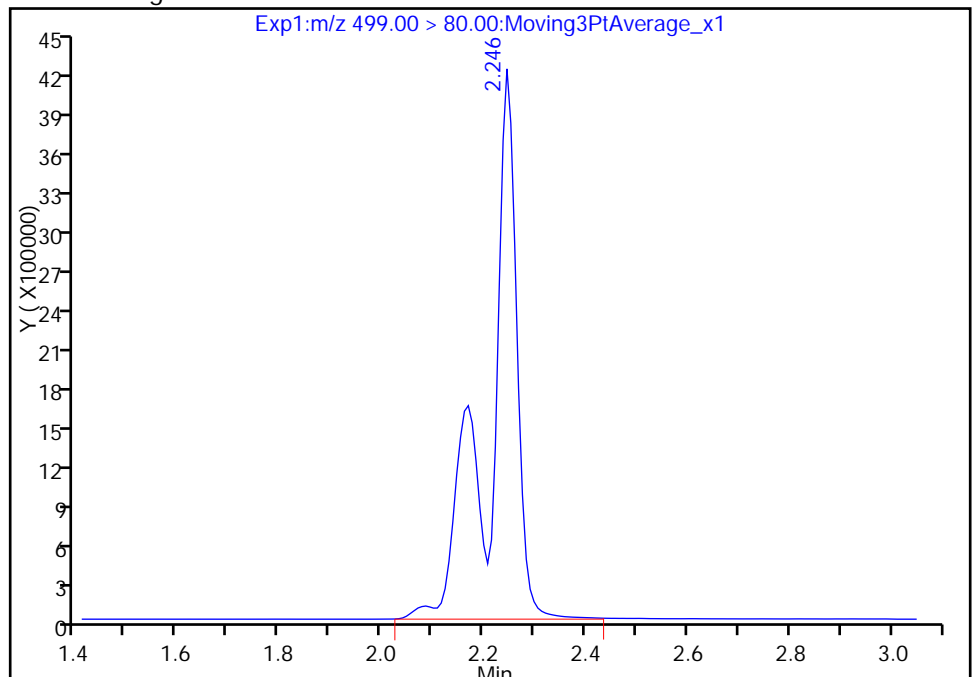
Not Detected
Expected RT: 2.25

Processing Integration Results



Manual Integration Results

RT: 2.25
Area: 16256587
Amount: 59.034918
Amount Units: ng/ml



Reviewer: barnettj, 27-Feb-2017 16:54:27

Audit Action: Manually Integrated

Audit Reason: Missed Peak

FORM VII
LCMS CONTINUING CALIBRATION DATA

Lab Name: TestAmerica Sacramento Job No.: 320-26006-1
 SDG No.: _____
 Lab Sample ID: CCV 320-152402/12 Calibration Date: 02/27/2017 15:45
 Instrument ID: A8_N Calib Start Date: 01/26/2017 11:03
 GC Column: GeminiC18 3x100 ID: 3.00 (mm) Calib End Date: 01/26/2017 11:25
 Lab File ID: 2017.02.27C_537_012.d Conc. Units: ng/mL

ANALYTE	CURVE TYPE	AVE RRF	RRF	MIN RRF	CALC AMOUNT	SPIKE AMOUNT	%D	MAX %D
Perfluorobutanesulfonic acid (PFBS)	QuaF		1.793		46.6	45.1	3.3	30.0
Perfluorohexanesulfonic acid	Ave	1.684	1.640		14.8	15.2	-2.6	30.0
Perfluoroheptanoic acid	Ave	0.9643	0.9605		4.96	4.97	-0.4	30.0
Perfluorooctanoic acid (PFOA)	Ave	0.9247	0.9285		9.85	9.81	0.4	30.0
Perfluorooctanesulfonic acid (PFOS)	Ave	1.116	1.106		20.0	20.1	-0.9	30.0
Perfluorononanoic acid	Ave	0.6813	0.7043		10.8	10.4	3.4	30.0
13C2 PFHxA	Ave	1.079	1.045		9.69	10.0	-3.1	30.0
13C2 PFDA	Ave	0.6456	0.6606		10.2	10.0	2.3	30.0

FORM VII
LCMS CONTINUING CALIBRATION DATA

Lab Name: TestAmerica Sacramento Job No.: 320-26006-1
 SDG No.: _____
 Lab Sample ID: CCV 320-152403/12 Calibration Date: 02/27/2017 15:45
 Instrument ID: A8_N Calib Start Date: 01/26/2017 11:03
 GC Column: GeminiC18 3x100 ID: 3.00 (mm) Calib End Date: 01/26/2017 11:25
 Lab File ID: 2017.02.27C_537_012.d Conc. Units: ng/mL

ANALYTE	CURVE TYPE	AVE RRF	RRF	MIN RRF	CALC AMOUNT	SPIKE AMOUNT	%D	MAX %D
Perfluorobutanesulfonic acid (PFBS)	QuaF		1.793		46.6	45.1	3.3	30.0
Perfluorohexanesulfonic acid	Ave	1.684	1.640		14.8	15.2	-2.6	30.0
Perfluoroheptanoic acid	Ave	0.9643	0.9605		4.96	4.97	-0.4	30.0
Perfluorooctanoic acid (PFOA)	Ave	0.9247	0.9285		9.85	9.81	0.4	30.0
Perfluorooctanesulfonic acid (PFOS)	Ave	1.116	1.106		20.0	20.1	-0.9	30.0
Perfluorononanoic acid	Ave	0.6813	0.7043		10.8	10.4	3.4	30.0
13C2 PFHxA	Ave	1.079	1.045		9.69	10.0	-3.1	30.0
13C2 PFDA	Ave	0.6456	0.6606		10.2	10.0	2.3	30.0

TestAmerica Sacramento
Target Compound Quantitation Report

Data File: \\ChromNa\Sacramento\ChromData\A8_N\20170227-40293.b\2017.02.27C_537_012.d
 Lims ID: CCV L3
 Client ID:
 Sample Type: CCVIS
 Inject. Date: 27-Feb-2017 15:45:23 ALS Bottle#: 3 Worklist Smp#: 12
 Injection Vol: 2.0 ul Dil. Factor: 1.0000
 Sample Info: CCV L3
 Misc. Info.: Plate: 1 Rack: 1
 Operator ID: A8-PC\A8 Instrument ID: A8_N
 Sublist: chrom-537_A8_N*sub1

Method: \\ChromNa\Sacramento\ChromData\A8_N\20170227-40293.b\537_A8_N.m
 Limit Group: LC 537 ICAL
 Last Update: 27-Feb-2017 16:54:53 Calib Date: 26-Jan-2017 11:25:03
 Integrator: Picker
 Quant Method: Internal Standard Quant By: Initial Calibration
 Last ICal File: \\ChromNA\Sacramento\ChromData\A8_N\20170126-39222.b\2017.01.26_537_CURVE_009.d

Column 1 : Det: EXP1
 Process Host: XAWRK031

First Level Reviewer: barnettj Date: 27-Feb-2017 16:06:42

Signal	RT	EXP RT	DLT RT	REL RT	Response	Amount ng/ml	Ratio(Limits)	S/N	Flags
1 Perfluorobutanesulfonic acid									
298.90 > 80.00	1.517	1.510	0.007	1.000	18180988	46.6		1450	
298.90 > 99.00	1.510	1.510	0.0	0.995	8357003		2.18(0.00-0.00)	1733	
\$ 2 13C2 PFHxA									
315.00 > 270.00	1.646	1.638	0.008	1.000	2481667	9.69		6523	
3 Perfluorohexanesulfonic acid									
399.00 > 80.00	1.798	1.787	0.011	1.000	5604477	14.8		1432	
4 Perfluoroheptanoic acid									
363.00 > 319.00	1.806	1.788	0.018	1.000	1134449	4.96		151	
* 6 13C2-PFOA									
415.00 > 370.00	2.003	1.979	0.024		2374228	10.0		5150	
5 Perfluorooctanoic acid									
413.00 > 369.00	2.003	1.980	0.023	1.000	2162280	9.85		181	
413.00 > 169.00	2.003	1.980	0.023	1.000	1240870		1.74(0.00-0.00)	1573	
* 7 13C4 PFOS									
503.00 > 80.00	2.246	2.220	0.026		6446954	28.7		8239	
9 Perfluorononanoic acid									
463.00 > 419.00	2.261	2.229	0.032	1.000	1742811	10.8		504	
8 Perfluorooctane sulfonic acid									
499.00 > 80.00	2.253	2.246	0.007	1.000	5007270	20.0		1941	M
499.00 > 99.00	2.246	2.246	0.0	0.997	1180790		4.24(0.00-0.00)	1205	M
\$ 10 13C2 PFDA									
515.00 > 470.00	2.405	2.384	0.021	1.000	1568468	10.2		3038	

QC Flag Legend

Review Flags

M - Manually Integrated

Reagents:

LC537-L3_00019

Amount Added: 1.00

Units: mL

TestAmerica Sacramento
Target Compound Quantitation Report

Data File: \\ChromNa\Sacramento\ChromData\A8_N\20170227-40293.b\2017.02.27C_537_012.d
 Lims ID: CCV L3
 Client ID:
 Sample Type: CCVIS
 Inject. Date: 27-Feb-2017 15:45:23 ALS Bottle#: 3 Worklist Smp#: 12
 Injection Vol: 2.0 ul Dil. Factor: 1.0000
 Sample Info: CCV L3
 Misc. Info.: Plate: 1 Rack: 1
 Operator ID: A8-PC\A8 Instrument ID: A8_N
 Sublist: chrom-537_A8_N*sub1

Method: \\ChromNa\Sacramento\ChromData\A8_N\20170227-40293.b\537_A8_N.m
 Limit Group: LC 537 ICAL
 Last Update: 27-Feb-2017 16:54:53 Calib Date: 26-Jan-2017 11:25:03
 Integrator: Picker
 Quant Method: Internal Standard Quant By: Initial Calibration
 Last ICal File: \\ChromNA\Sacramento\ChromData\A8_N\20170126-39222.b\2017.01.26_537_CURVE_009.d

Column 1 : Det: EXP1
 Process Host: XAWRK031

First Level Reviewer: barnettj Date: 27-Feb-2017 16:06:42

Signal	RT	EXP RT	DLT RT	REL RT	Response	Amount ng/ml	Ratio(Limits)	S/N	Flags
1 Perfluorobutanesulfonic acid									
298.90 > 80.00	1.517	1.510	0.007	1.000	18180988	46.6		1450	
298.90 > 99.00	1.510	1.510	0.0	0.995	8357003		2.18(0.00-0.00)	1733	
\$ 2 13C2 PFHxA									
315.00 > 270.00	1.646	1.638	0.008	1.000	2481667	9.69		6523	
3 Perfluorohexanesulfonic acid									
399.00 > 80.00	1.798	1.787	0.011	1.000	5604477	14.8		1432	
4 Perfluoroheptanoic acid									
363.00 > 319.00	1.806	1.788	0.018	1.000	1134449	4.96		151	
* 6 13C2-PFOA									
415.00 > 370.00	2.003	1.979	0.024		2374228	10.0		5150	
5 Perfluorooctanoic acid									
413.00 > 369.00	2.003	1.980	0.023	1.000	2162280	9.85		181	
413.00 > 169.00	2.003	1.980	0.023	1.000	1240870		1.74(0.00-0.00)	1573	
* 7 13C4 PFOS									
503.00 > 80.00	2.246	2.220	0.026		6446954	28.7		8239	
9 Perfluorononanoic acid									
463.00 > 419.00	2.261	2.229	0.032	1.000	1742811	10.8		504	
8 Perfluorooctane sulfonic acid									
499.00 > 80.00	2.253	2.246	0.007	1.000	5007270	20.0		1941	M
499.00 > 99.00	2.246	2.246	0.0	0.997	1180790		4.24(0.00-0.00)	1205	M
\$ 10 13C2 PFDA									
515.00 > 470.00	2.405	2.384	0.021	1.000	1568468	10.2		3038	

QC Flag Legend

Review Flags

M - Manually Integrated

Reagents:

LC537-L3_00019

Amount Added: 1.00

Units: mL

TestAmerica Sacramento

Data File: \\ChromNa\Sacramento\ChromData\A8_N\20170227-40293.b\2017.02.27C_537_012.d

Injection Date: 27-Feb-2017 15:45:23

Instrument ID: A8_N

Lims ID: CCV L3

Client ID:

Operator ID: A8-PC\A8

ALS Bottle#: 3

Worklist Smp#: 12

Injection Vol: 2.0 ul

Dil. Factor: 1.0000

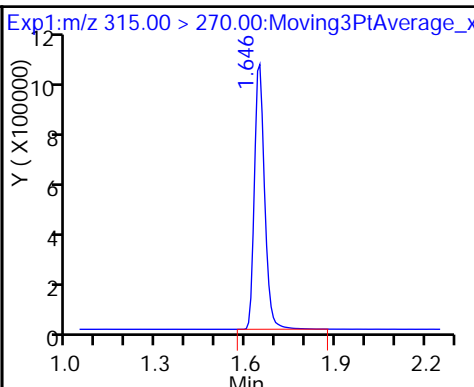
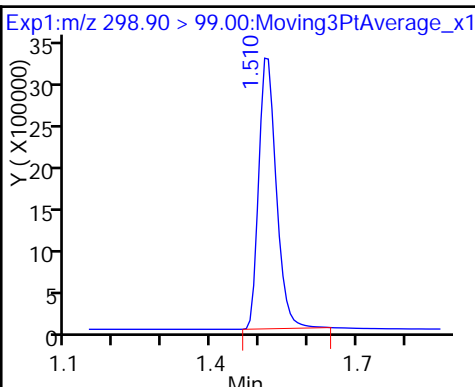
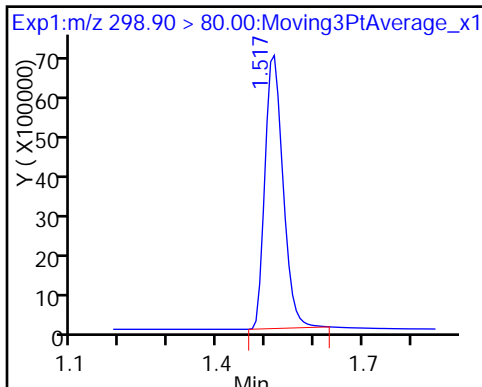
Method: 537_A8_N

Limit Group: LC 537 ICAL

1 Perfluorobutanesulfonic acid

1 Perfluorobutanesulfonic acid

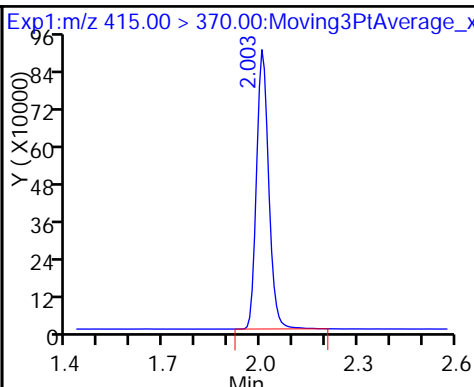
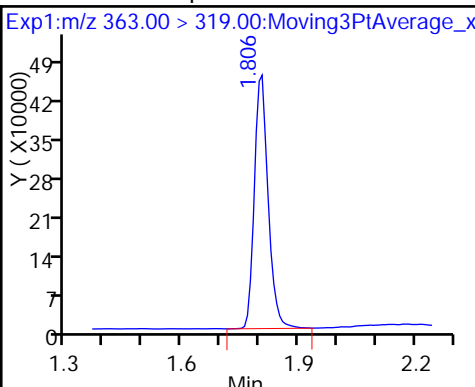
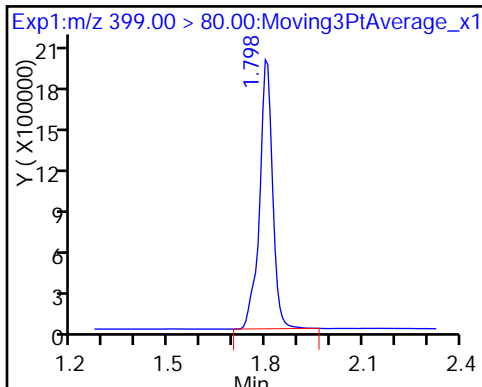
\$ 2 13C2 PFHxA



3 Perfluorohexanesulfonic acid

4 Perfluoroheptanoic acid

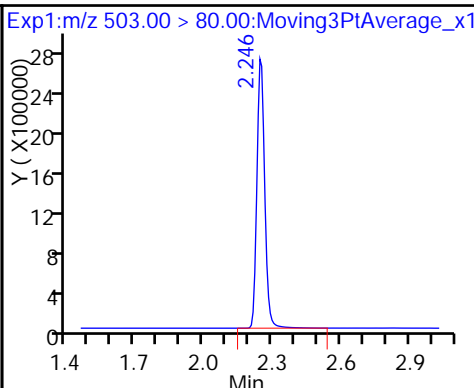
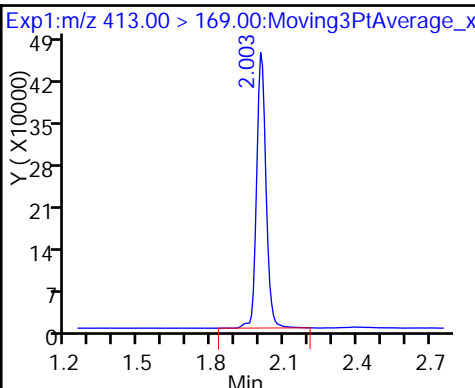
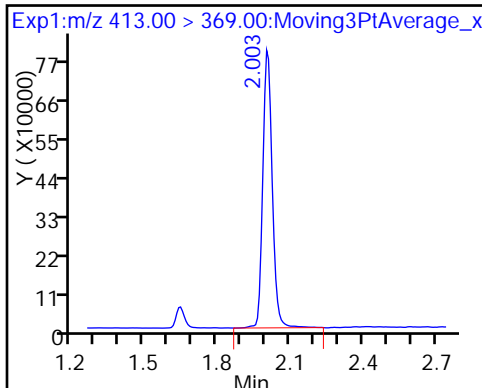
* 6 13C2-PFOA



5 Perfluorooctanoic acid

5 Perfluorooctanoic acid

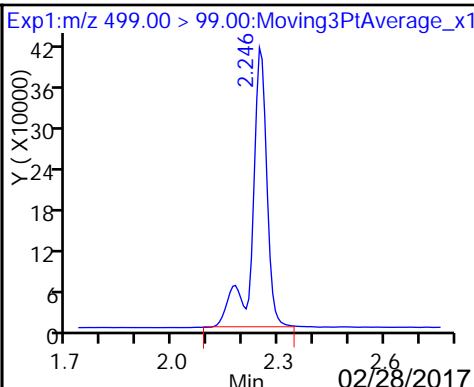
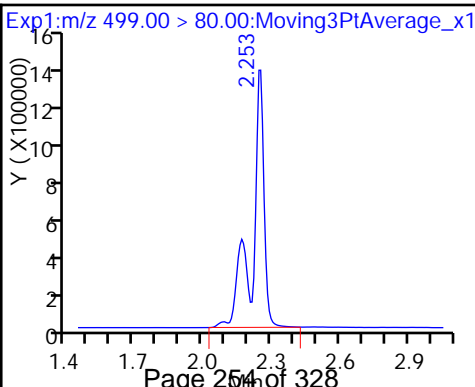
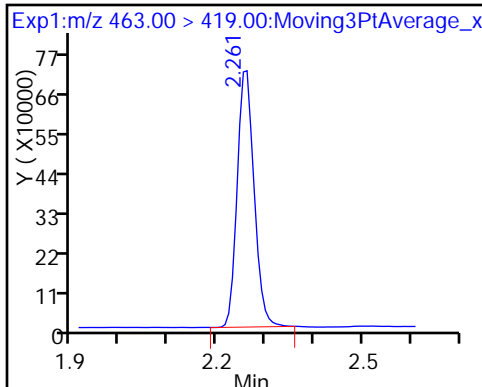
* 7 13C4 PFOS



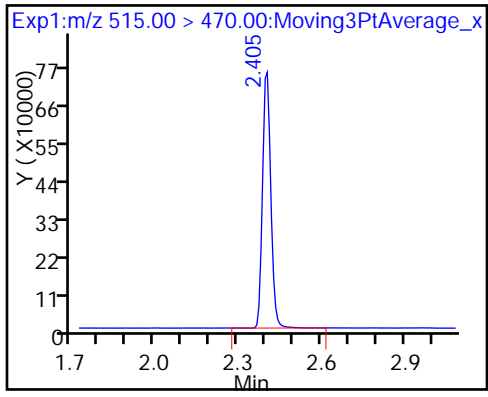
9 Perfluorononanoic acid

8 Perfluorooctane sulfonic acid (M)

8 Perfluorooctane sulfonic acid (M)



\$ 10 13C2 PFDA



TestAmerica Sacramento

Data File: \\ChromNa\Sacramento\ChromData\A8_N\20170227-40293.b\2017.02.27C_537_012.d

Injection Date: 27-Feb-2017 15:45:23

Instrument ID: A8_N

Lims ID: CCV L3

Client ID:

Operator ID: A8-PC\A8

ALS Bottle#: 3

Worklist Smp#: 12

Injection Vol: 2.0 ul

Dil. Factor: 1.0000

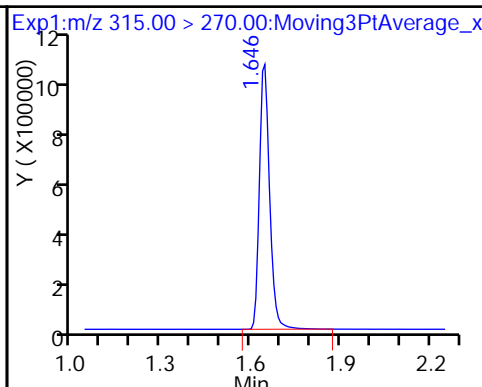
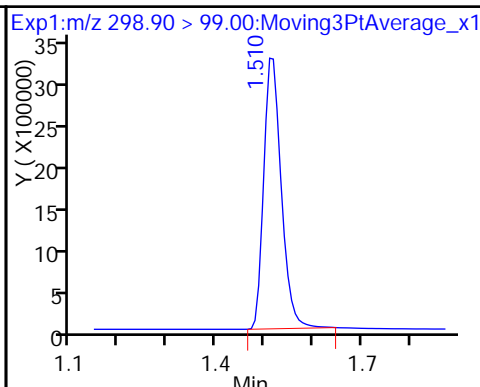
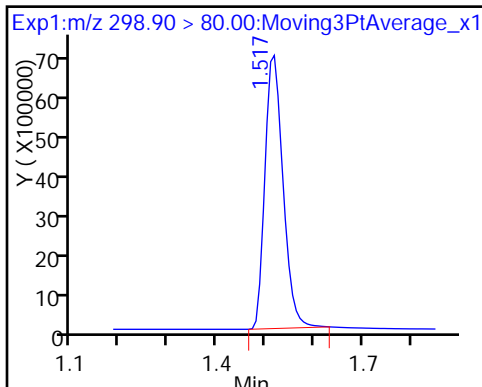
Method: 537_A8_N

Limit Group: LC 537 ICAL

1 Perfluorobutanesulfonic acid

1 Perfluorobutanesulfonic acid

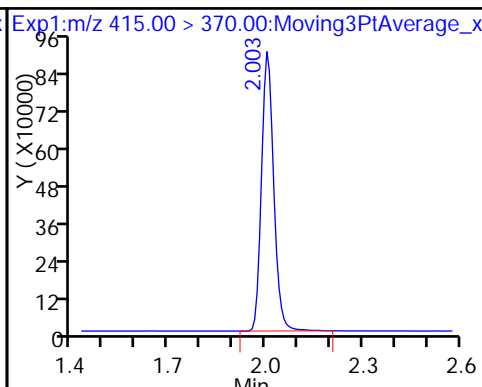
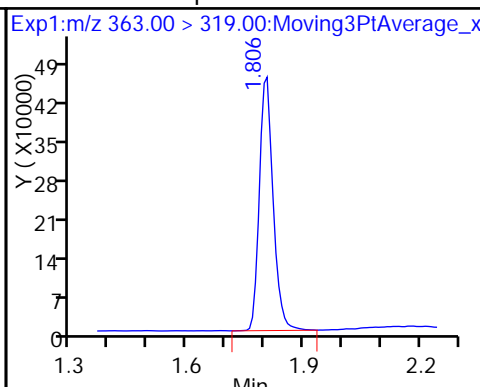
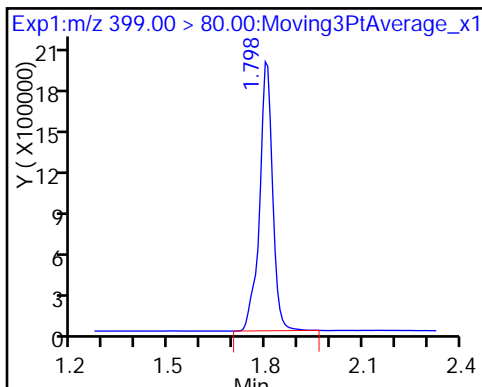
\$ 2 13C2 PFHxA



3 Perfluorohexanesulfonic acid

4 Perfluoroheptanoic acid

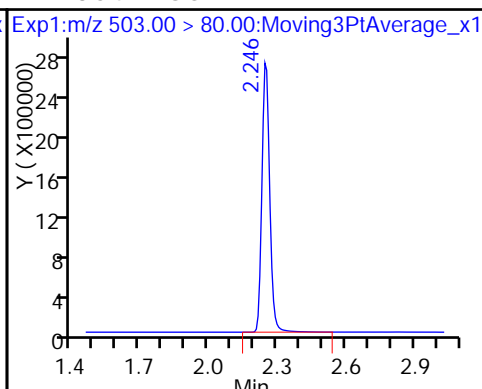
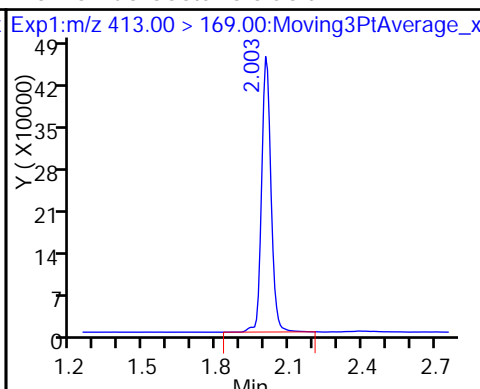
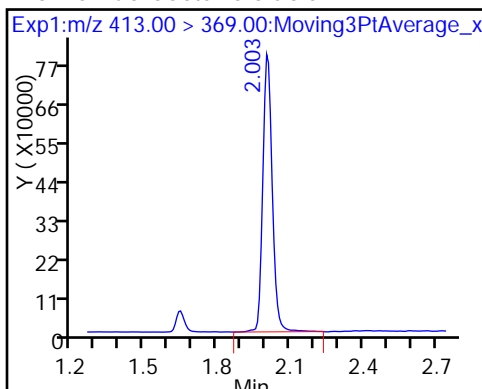
* 6 13C2-PFOA



5 Perfluorooctanoic acid

5 Perfluorooctanoic acid

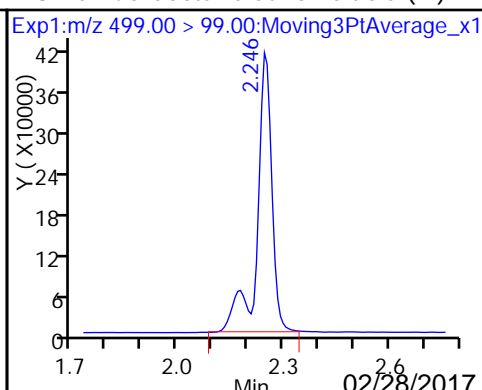
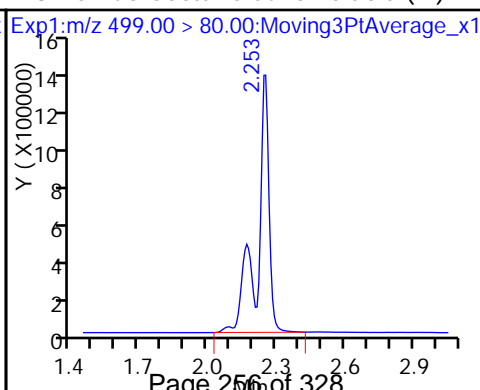
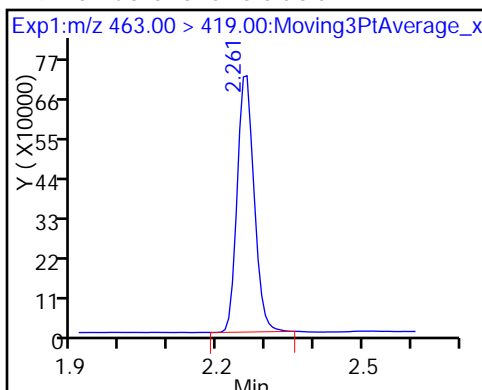
* 7 13C4 PFOS



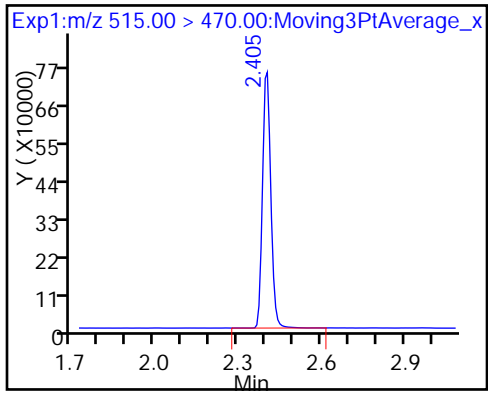
9 Perfluorononanoic acid

8 Perfluorooctane sulfonic acid (M)

8 Perfluorooctane sulfonic acid (M)



\$ 10 13C2 PFDA



TestAmerica Sacramento

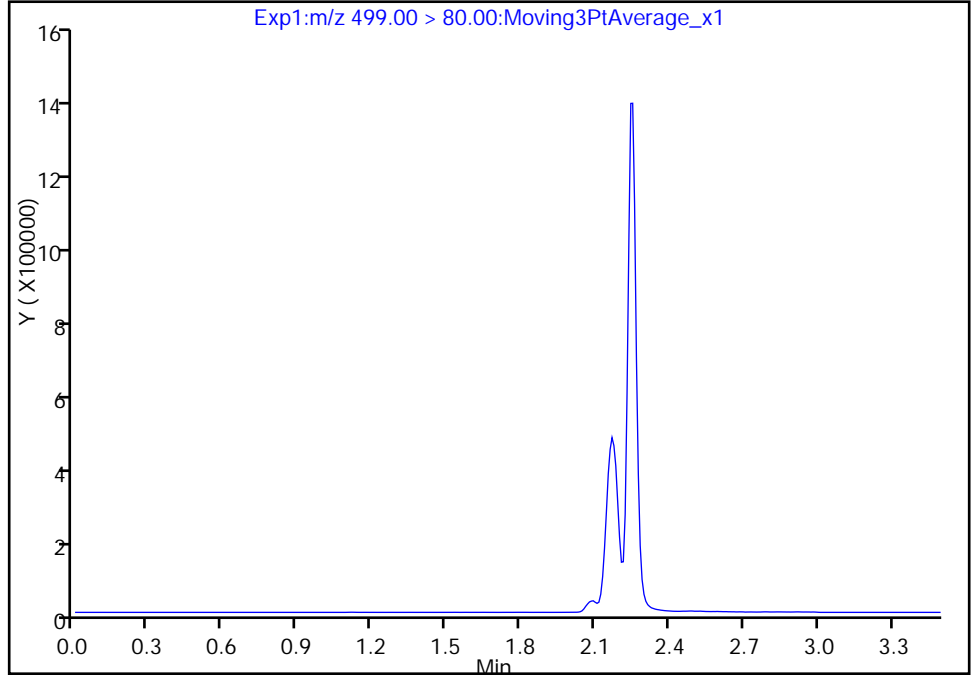
Data File: \\ChromNa\Sacramento\ChromData\A8_N\20170227-40293.b\2017.02.27C_537_012.d
Injection Date: 27-Feb-2017 15:45:23 Instrument ID: A8_N
Lims ID: CCV L3
Client ID:
Operator ID: A8-PC\A8 ALS Bottle#: 3 Worklist Smp#: 12
Injection Vol: 2.0 ul Dil. Factor: 1.0000
Method: 537_A8_N Limit Group: LC 537 ICAL
Column: Detector EXP1

8 Perfluorooctane sulfonic acid, CAS: 1763-23-1

Signal: 1

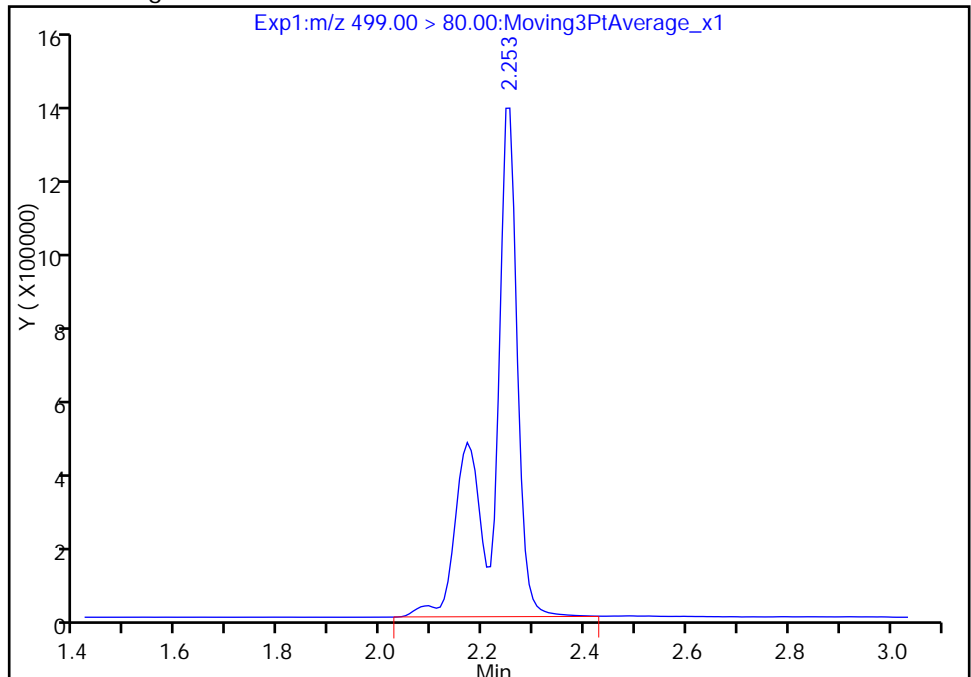
Not Detected
Expected RT: 2.25

Processing Integration Results



Manual Integration Results

RT: 2.25
Area: 5007270
Amount: 19.952422
Amount Units: ng/ml



Reviewer: barnettj, 27-Feb-2017 16:54:53
Audit Action: Assigned Compound ID

Audit Reason: Missed Peak

TestAmerica Sacramento

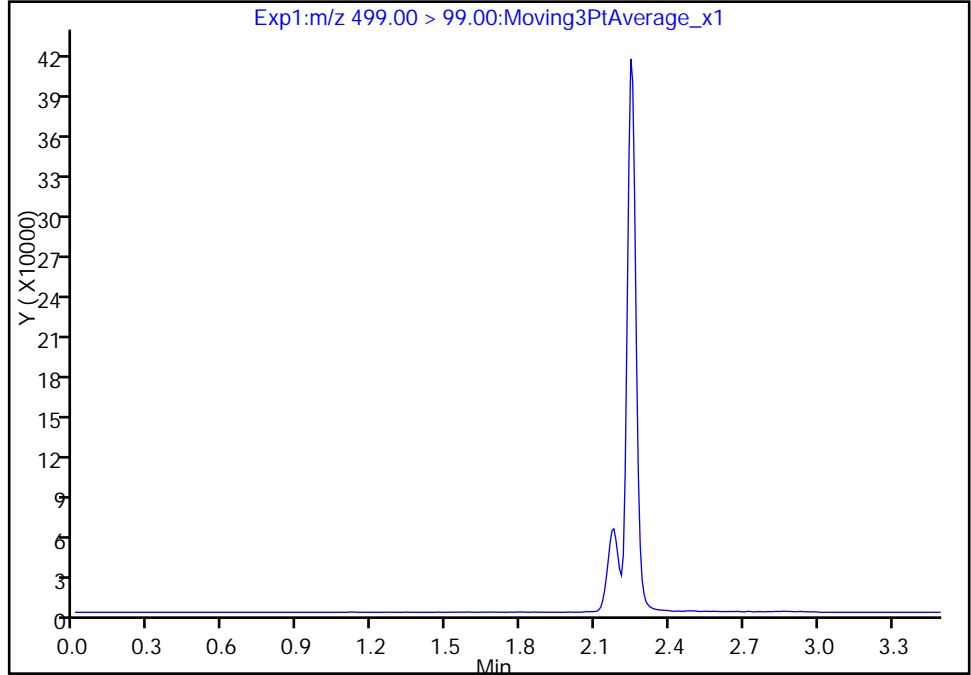
Data File: \\ChromNa\Sacramento\ChromData\A8_N\20170227-40293.b\2017.02.27C_537_012.d
Injection Date: 27-Feb-2017 15:45:23 Instrument ID: A8_N
Lims ID: CCV L3
Client ID:
Operator ID: A8-PC\A8 ALS Bottle#: 3 Worklist Smp#: 12
Injection Vol: 2.0 ul Dil. Factor: 1.0000
Method: 537_A8_N Limit Group: LC 537 ICAL
Column: Detector EXP1

8 Perfluorooctane sulfonic acid, CAS: 1763-23-1

Signal: 2

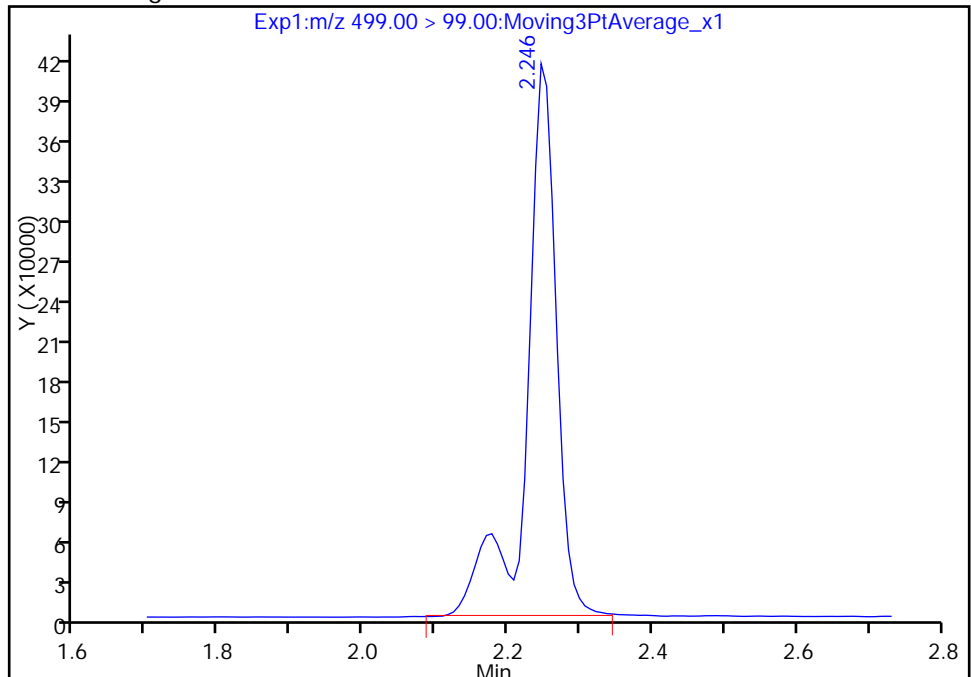
Not Detected
Expected RT: 2.25

Processing Integration Results



Manual Integration Results

RT: 2.25
Area: 1180790
Amount: 19.952422
Amount Units: ng/ml



Reviewer: barnettj, 27-Feb-2017 16:54:53

Audit Action: Manually Integrated

Audit Reason: Missed Peak

TestAmerica Sacramento

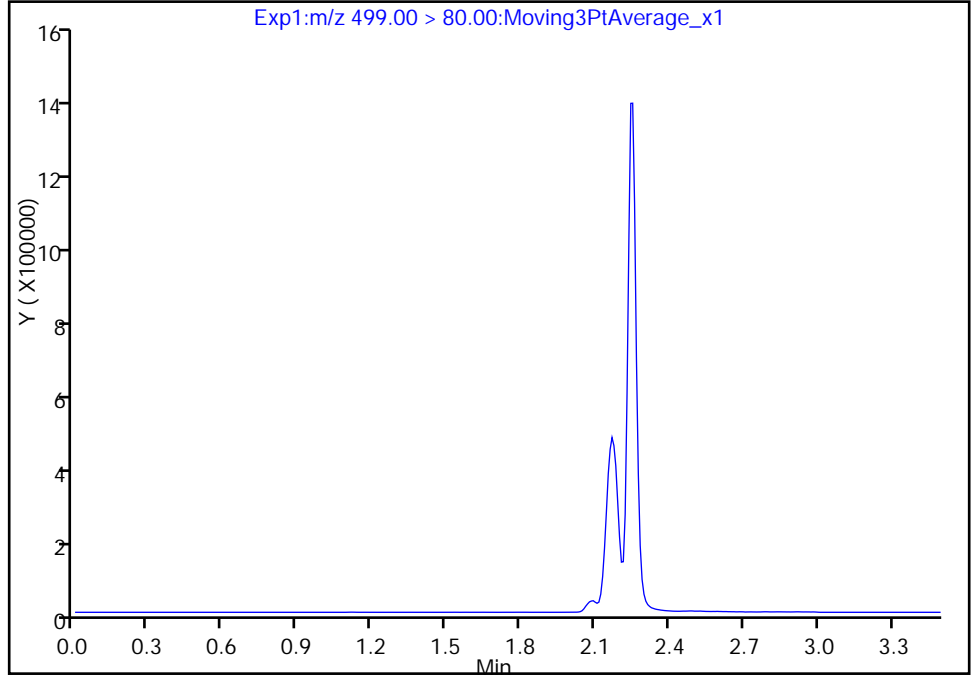
Data File: \\ChromNa\Sacramento\ChromData\A8_N\20170227-40293.b\2017.02.27C_537_012.d
Injection Date: 27-Feb-2017 15:45:23 Instrument ID: A8_N
Lims ID: CCV L3
Client ID:
Operator ID: A8-PC\A8 ALS Bottle#: 3 Worklist Smp#: 12
Injection Vol: 2.0 ul Dil. Factor: 1.0000
Method: 537_A8_N Limit Group: LC 537 ICAL
Column: Detector EXP1

8 Perfluorooctane sulfonic acid, CAS: 1763-23-1

Signal: 1

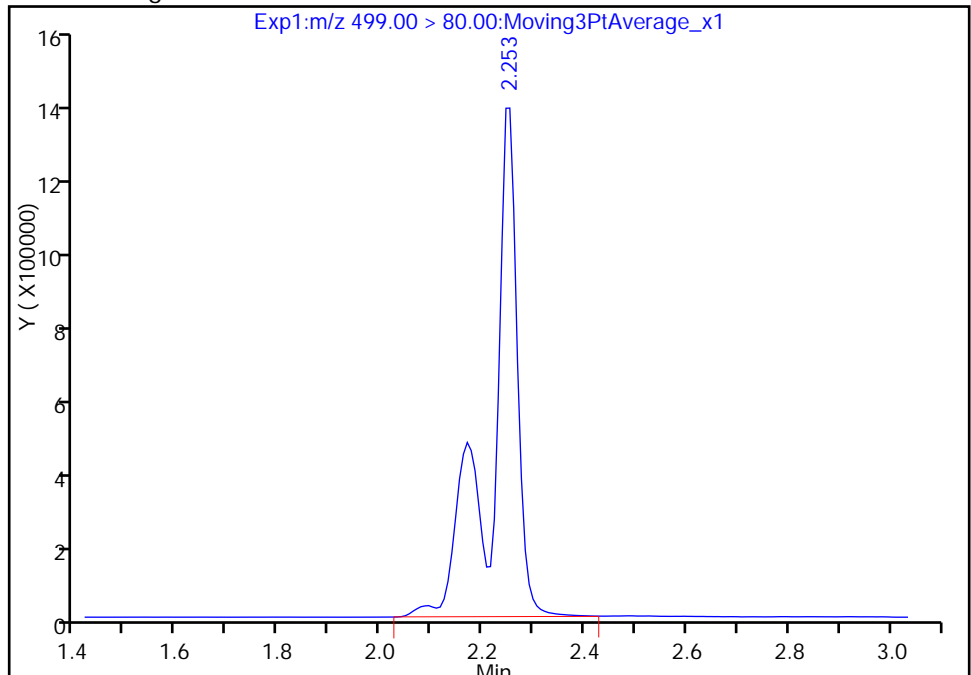
Not Detected
Expected RT: 2.25

Processing Integration Results



Manual Integration Results

RT: 2.25
Area: 5007270
Amount: 19.952422
Amount Units: ng/ml



TestAmerica Sacramento

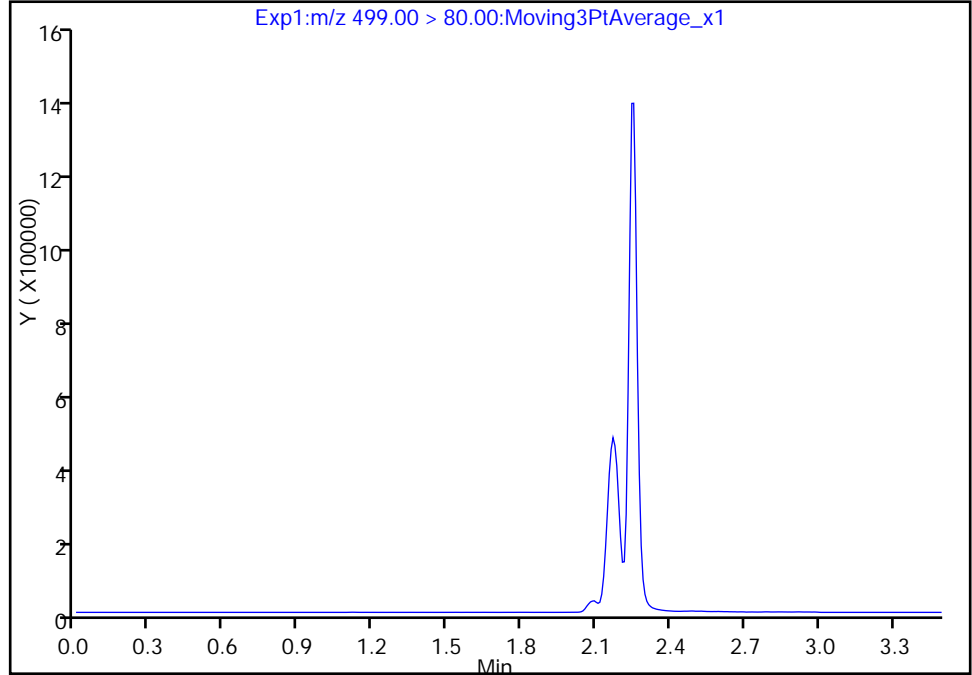
Data File: \\ChromNa\Sacramento\ChromData\A8_N\20170227-40293.b\2017.02.27C_537_012.d
Injection Date: 27-Feb-2017 15:45:23 Instrument ID: A8_N
Lims ID: CCV L3
Client ID:
Operator ID: A8-PC\A8 ALS Bottle#: 3 Worklist Smp#: 12
Injection Vol: 2.0 ul Dil. Factor: 1.0000
Method: 537_A8_N Limit Group: LC 537 ICAL
Column: Detector EXP1

8 Perfluorooctane sulfonic acid, CAS: 1763-23-1

Signal: 1

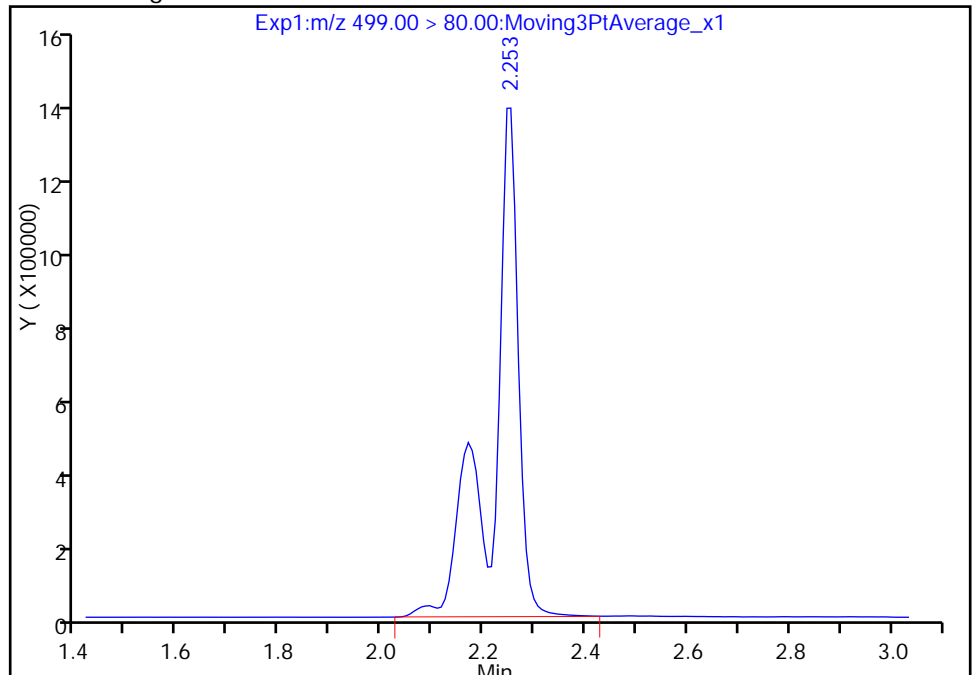
Not Detected
Expected RT: 2.25

Processing Integration Results



Manual Integration Results

RT: 2.25
Area: 5007270
Amount: 19.952422
Amount Units: ng/ml



Reviewer: barnettj, 27-Feb-2017 16:54:53
Audit Action: Assigned Compound ID

Audit Reason: Missed Peak

TestAmerica Sacramento

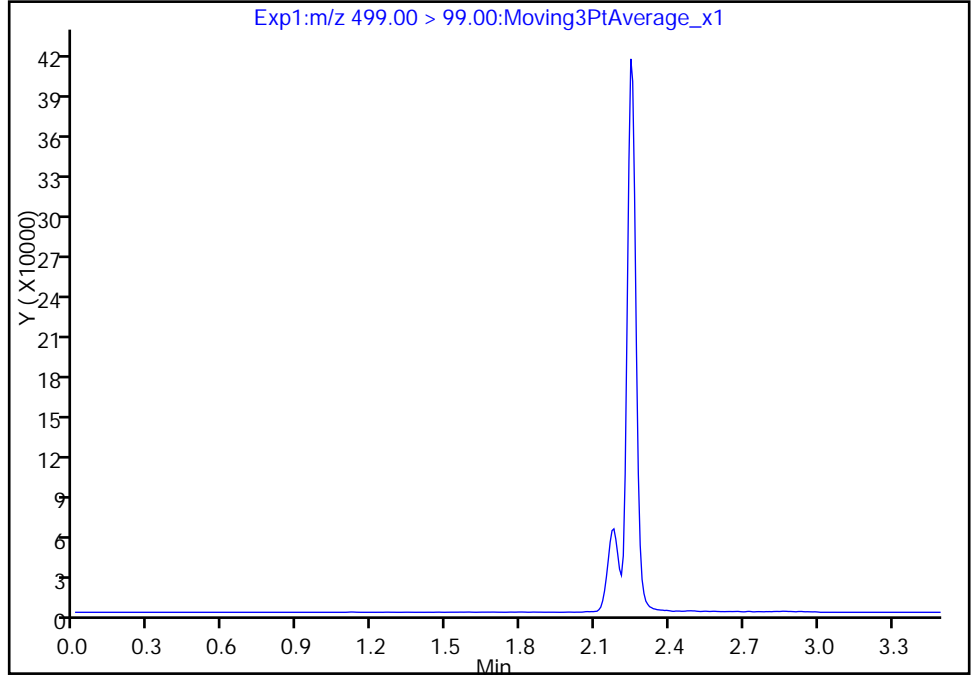
Data File: \\ChromNa\Sacramento\ChromData\A8_N\20170227-40293.b\2017.02.27C_537_012.d
Injection Date: 27-Feb-2017 15:45:23 Instrument ID: A8_N
Lims ID: CCV L3
Client ID:
Operator ID: A8-PC\A8 ALS Bottle#: 3 Worklist Smp#: 12
Injection Vol: 2.0 ul Dil. Factor: 1.0000
Method: 537_A8_N Limit Group: LC 537 ICAL
Column: Detector EXP1

8 Perfluorooctane sulfonic acid, CAS: 1763-23-1

Signal: 2

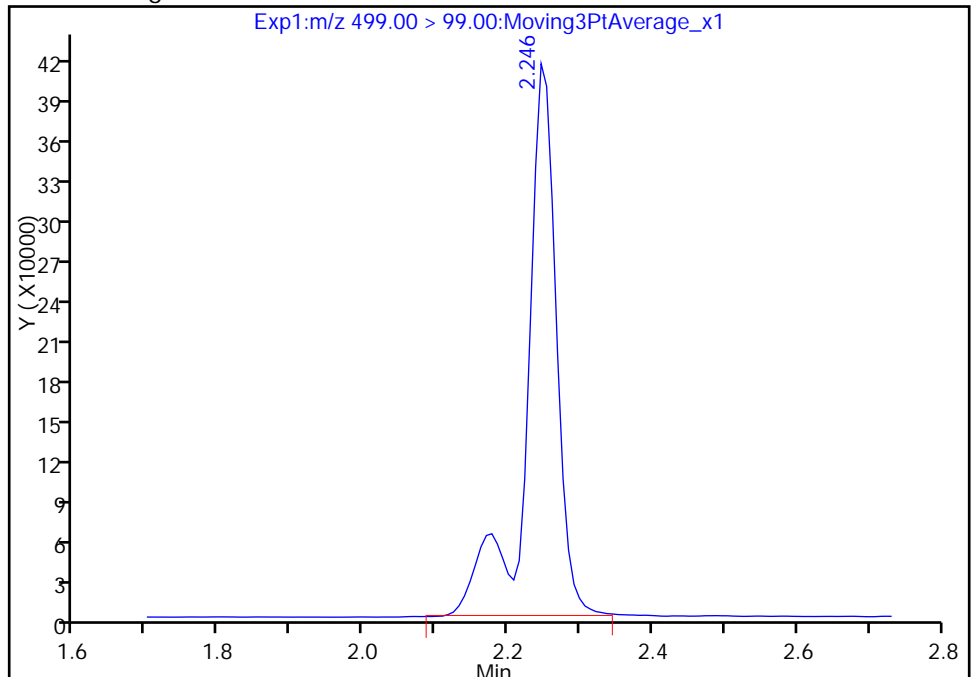
Not Detected
Expected RT: 2.25

Processing Integration Results



Manual Integration Results

RT: 2.25
Area: 1180790
Amount: 19.952422
Amount Units: ng/ml



Reviewer: barnettj, 27-Feb-2017 16:54:53

Audit Action: Manually Integrated

Audit Reason: Missed Peak

TestAmerica Sacramento

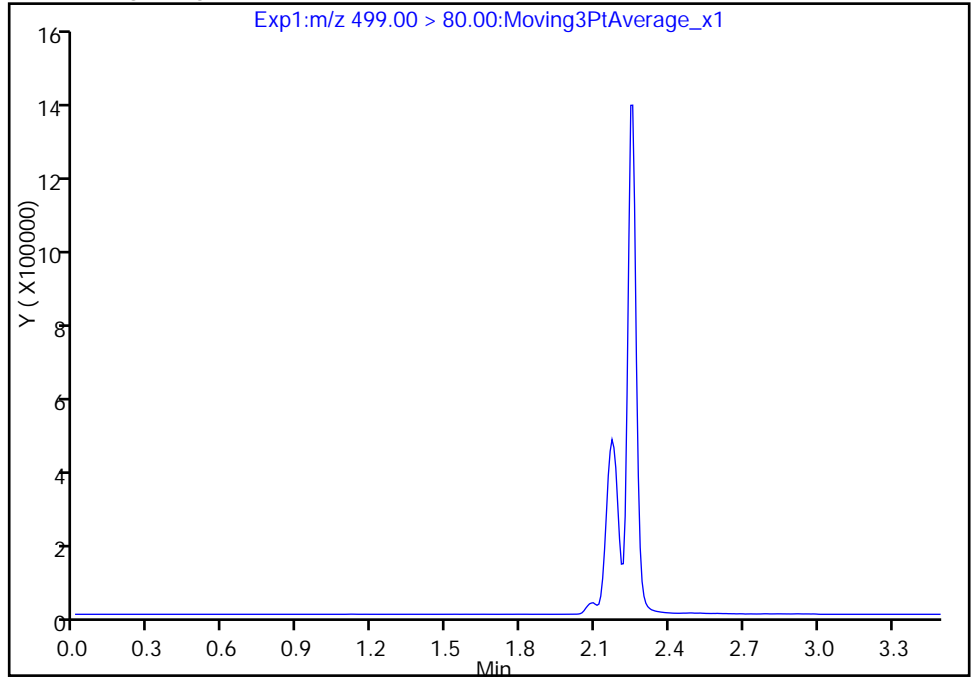
Data File: \\ChromNa\Sacramento\ChromData\A8_N\20170227-40293.b\2017.02.27C_537_012.d
Injection Date: 27-Feb-2017 15:45:23 Instrument ID: A8_N
Lims ID: CCV L3
Client ID:
Operator ID: A8-PC\A8 ALS Bottle#: 3 Worklist Smp#: 12
Injection Vol: 2.0 ul Dil. Factor: 1.0000
Method: 537_A8_N Limit Group: LC 537 ICAL
Column: Detector EXP1

8 Perfluorooctane sulfonic acid, CAS: 1763-23-1

Signal: 1

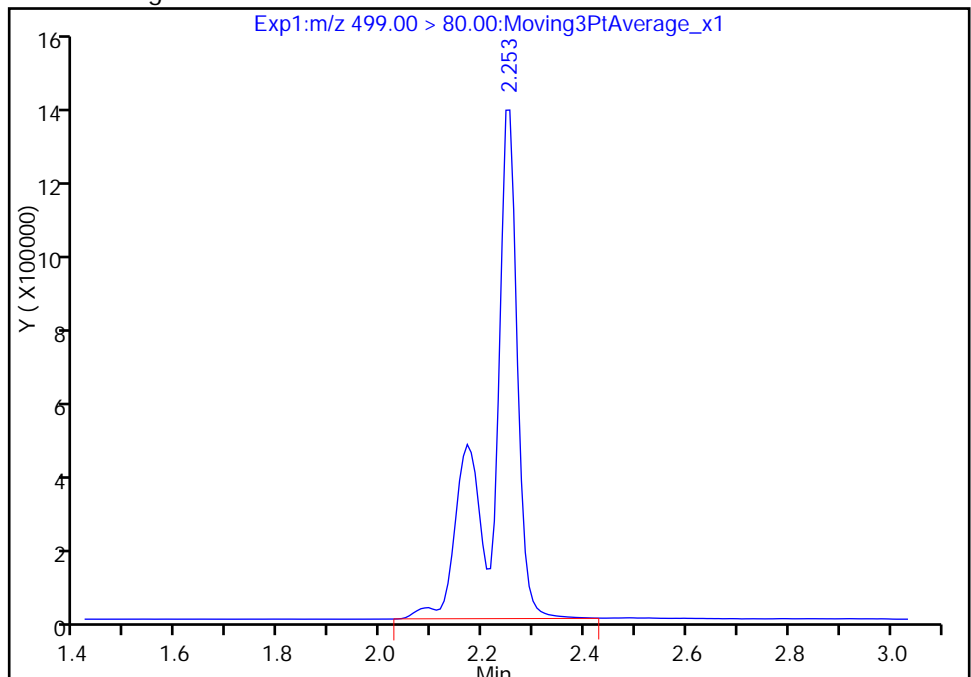
Not Detected
Expected RT: 2.25

Processing Integration Results



Manual Integration Results

RT: 2.25
Area: 5007270
Amount: 19.952422
Amount Units: ng/ml



Reviewer: barnettj, 27-Feb-2017 16:54:53

Audit Action: Manually Integrated

Audit Reason: Missed Peak

FORM VII
LCMS CONTINUING CALIBRATION DATA

Lab Name: TestAmerica Sacramento Job No.: 320-26006-1
 SDG No.: _____
 Lab Sample ID: CCV 320-152403/22 Calibration Date: 02/27/2017 16:29
 Instrument ID: A8_N Calib Start Date: 01/26/2017 11:03
 GC Column: GeminiC18 3x100 ID: 3.00 (mm) Calib End Date: 01/26/2017 11:25
 Lab File ID: 2017.02.27C_537_022.d Conc. Units: ng/mL

ANALYTE	CURVE TYPE	AVE RRF	RRF	MIN RRF	CALC AMOUNT	SPIKE AMOUNT	%D	MAX %D
Perfluorobutanesulfonic acid (PFBS)	QuaF		1.227		109	135	-18.7	30.0
Perfluoroheptanoic acid	Ave	0.9643	0.8799		13.6	14.9	-8.7	30.0
Perfluorohexanesulfonic acid	Ave	1.684	1.523		41.1	45.4	-9.5	30.0
Perfluorooctanoic acid (PFOA)	Ave	0.9247	0.9228		29.2	29.3	-0.2	30.0
Perfluorooctanesulfonic acid (PFOS)	Ave	1.116	1.087		58.5	60.1	-2.6	30.0
Perfluorononanoic acid	Ave	0.6813	0.6529		29.8	31.1	-4.2	30.0
13C2 PFHxA	Ave	1.079	1.091		10.1	10.0	1.1	30.0
13C2 PFDA	Ave	0.6456	0.6876		10.6	10.0	6.5	30.0

FORM VII
LCMS CONTINUING CALIBRATION DATA

Lab Name: TestAmerica Sacramento Job No.: 320-26006-1
 SDG No.: _____
 Lab Sample ID: CCV 320-152411/22 Calibration Date: 02/27/2017 16:29
 Instrument ID: A8_N Calib Start Date: 01/26/2017 11:03
 GC Column: GeminiC18 3x100 ID: 3.00 (mm) Calib End Date: 01/26/2017 11:25
 Lab File ID: 2017.02.27C_537_022.d Conc. Units: ng/mL

ANALYTE	CURVE TYPE	AVE RRF	RRF	MIN RRF	CALC AMOUNT	SPIKE AMOUNT	%D	MAX %D
Perfluorobutanesulfonic acid (PFBS)	QuaF		1.227		109	135	-18.7	30.0
Perfluoroheptanoic acid	Ave	0.9643	0.8799		13.6	14.9	-8.7	30.0
Perfluorohexanesulfonic acid	Ave	1.684	1.523		41.1	45.4	-9.5	30.0
Perfluorooctanoic acid (PFOA)	Ave	0.9247	0.9228		29.2	29.3	-0.2	30.0
Perfluorooctanesulfonic acid (PFOS)	Ave	1.116	1.087		58.5	60.1	-2.6	30.0
Perfluorononanoic acid	Ave	0.6813	0.6529		29.8	31.1	-4.2	30.0
13C2 PFHxA	Ave	1.079	1.091		10.1	10.0	1.1	30.0
13C2 PFDA	Ave	0.6456	0.6876		10.6	10.0	6.5	30.0

TestAmerica Sacramento
Target Compound Quantitation Report

Data File: \\ChromNa\Sacramento\ChromData\A8_N\20170227-40293.b\2017.02.27C_537_022.d
 Lims ID: CCV L5
 Client ID:
 Sample Type: CCVIS
 Inject. Date: 27-Feb-2017 16:29:24 ALS Bottle#: 5 Worklist Smp#: 22
 Injection Vol: 2.0 ul Dil. Factor: 1.0000
 Sample Info: CCV L5
 Misc. Info.: Plate: 1 Rack: 1
 Operator ID: A8-PC\A8 Instrument ID: A8_N
 Sublist: chrom-537_A8_N*sub1
 Method: \\ChromNa\Sacramento\ChromData\A8_N\20170227-40293.b\537_A8_N.m
 Limit Group: LC 537 ICAL
 Last Update: 27-Feb-2017 16:55:12 Calib Date: 26-Jan-2017 11:25:03
 Integrator: Picker
 Quant Method: Internal Standard Quant By: Initial Calibration
 Last ICal File: \\ChromNA\Sacramento\ChromData\A8_N\20170126-39222.b\2017.01.26_537_CURVE_009.d
 Column 1 : Det: EXP1
 Process Host: XAWRK031

First Level Reviewer: barnettj Date: 27-Feb-2017 16:51:36

Signal	RT	EXP RT	DLT RT	REL RT	Response	Amount ng/ml	Ratio(Limits)	S/N	Flags
1 Perfluorobutanesulfonic acid									
298.90 > 80.00	1.510	1.510	0.0	1.000	42402483	109.4		1750	
298.90 > 99.00	1.510	1.510	0.0	1.000	22421165		1.89(0.00-0.00)	2150	
\$ 2 13C2 PFHxA									
315.00 > 270.00	1.639	1.638	0.001	1.000	2872861	10.1		5951	
3 Perfluorohexanesulfonic acid									
399.00 > 80.00	1.791	1.787	0.004	1.000	17739903	41.1		2335	
4 Perfluoroheptanoic acid									
363.00 > 319.00	1.791	1.788	0.003	1.000	3439718	13.6		395	
* 6 13C2-PFOA									
415.00 > 370.00	1.995	1.979	0.016		2632377	10.0		4637	
5 Perfluorooctanoic acid									
413.00 > 369.00	1.995	1.980	0.015	1.000	7112131	29.2		558	
413.00 > 169.00	1.995	1.980	0.015	1.000	4194728		1.70(0.00-0.00)	3404	
* 7 13C4 PFOS									
503.00 > 80.00	2.238	2.220	0.018		7359216	28.7		7901	
9 Perfluorononanoic acid									
463.00 > 419.00	2.246	2.229	0.017	1.000	5347399	29.8		1298	
8 Perfluorooctane sulfonic acid									
499.00 > 80.00	2.162	2.246	-0.084	1.000	16768205	58.5		1081	
499.00 > 99.00	2.208	2.246	-0.038	1.021	4007736		4.18(0.00-0.00)	453	
\$ 10 13C2 PFDA									
515.00 > 470.00	2.390	2.384	0.006	1.000	1809917	10.6		3329	

Reagents:

LC537-L5_00020

Amount Added: 1.00

Units: mL

TestAmerica Sacramento
Target Compound Quantitation Report

Data File: \\ChromNa\Sacramento\ChromData\A8_N\20170227-40293.b\2017.02.27C_537_022.d
 Lims ID: CCV L5
 Client ID:
 Sample Type: CCVIS
 Inject. Date: 27-Feb-2017 16:29:24 ALS Bottle#: 5 Worklist Smp#: 22
 Injection Vol: 2.0 ul Dil. Factor: 1.0000
 Sample Info: CCV L5
 Misc. Info.: Plate: 1 Rack: 1
 Operator ID: A8-PC\A8 Instrument ID: A8_N
 Sublist: chrom-537_A8_N*sub1
 Method: \\ChromNa\Sacramento\ChromData\A8_N\20170227-40293.b\537_A8_N.m
 Limit Group: LC 537 ICAL
 Last Update: 27-Feb-2017 16:55:12 Calib Date: 26-Jan-2017 11:25:03
 Integrator: Picker
 Quant Method: Internal Standard Quant By: Initial Calibration
 Last ICal File: \\ChromNA\Sacramento\ChromData\A8_N\20170126-39222.b\2017.01.26_537_CURVE_009.d
 Column 1 : Det: EXP1
 Process Host: XAWRK031

First Level Reviewer: barnettj Date: 27-Feb-2017 16:51:36

Signal	RT	EXP RT	DLT RT	REL RT	Response	Amount ng/ml	Ratio(Limits)	S/N	Flags
1 Perfluorobutanesulfonic acid									
298.90 > 80.00	1.510	1.510	0.0	1.000	42402483	109.4		1750	
298.90 > 99.00	1.510	1.510	0.0	1.000	22421165		1.89(0.00-0.00)	2150	
\$ 2 13C2 PFHxA									
315.00 > 270.00	1.639	1.638	0.001	1.000	2872861	10.1		5951	
3 Perfluorohexanesulfonic acid									
399.00 > 80.00	1.791	1.787	0.004	1.000	17739903	41.1		2335	
4 Perfluoroheptanoic acid									
363.00 > 319.00	1.791	1.788	0.003	1.000	3439718	13.6		395	
* 6 13C2-PFOA									
415.00 > 370.00	1.995	1.979	0.016		2632377	10.0		4637	
5 Perfluorooctanoic acid									
413.00 > 369.00	1.995	1.980	0.015	1.000	7112131	29.2		558	
413.00 > 169.00	1.995	1.980	0.015	1.000	4194728		1.70(0.00-0.00)	3404	
* 7 13C4 PFOS									
503.00 > 80.00	2.238	2.220	0.018		7359216	28.7		7901	
9 Perfluorononanoic acid									
463.00 > 419.00	2.246	2.229	0.017	1.000	5347399	29.8		1298	
8 Perfluorooctane sulfonic acid									
499.00 > 80.00	2.162	2.246	-0.084	1.000	16768205	58.5		1081	
499.00 > 99.00	2.208	2.246	-0.038	1.021	4007736		4.18(0.00-0.00)	453	
\$ 10 13C2 PFDA									
515.00 > 470.00	2.390	2.384	0.006	1.000	1809917	10.6		3329	

Reagents:

LC537-L5_00020

Amount Added: 1.00

Units: mL

TestAmerica Sacramento

Data File: \\ChromNa\Sacramento\ChromData\A8_N\20170227-40293.b\2017.02.27C_537_022.d

Injection Date: 27-Feb-2017 16:29:24

Instrument ID: A8_N

Lims ID: CCV L5

Client ID:

Operator ID: A8-PC\A8

ALS Bottle#: 5

Worklist Smp#: 22

Injection Vol: 2.0 ul

Dil. Factor: 1.0000

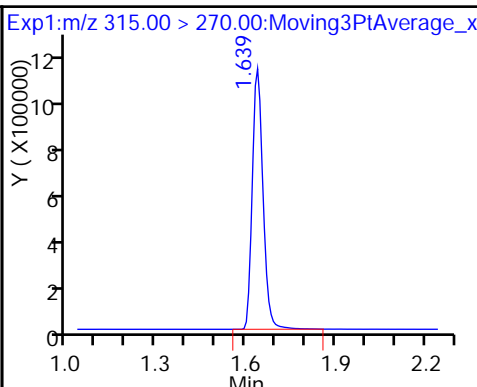
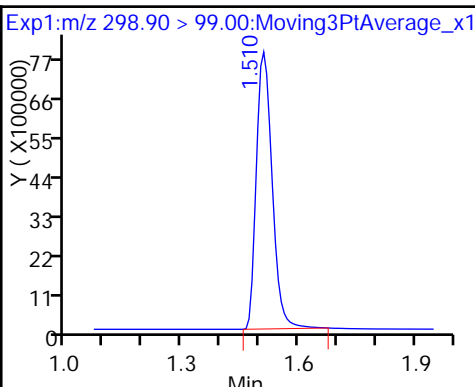
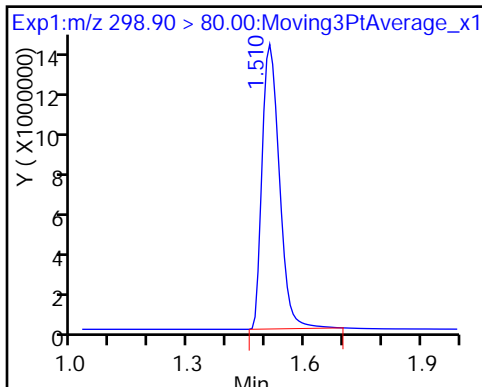
Method: 537_A8_N

Limit Group: LC 537 ICAL

1 Perfluorobutanesulfonic acid

1 Perfluorobutanesulfonic acid

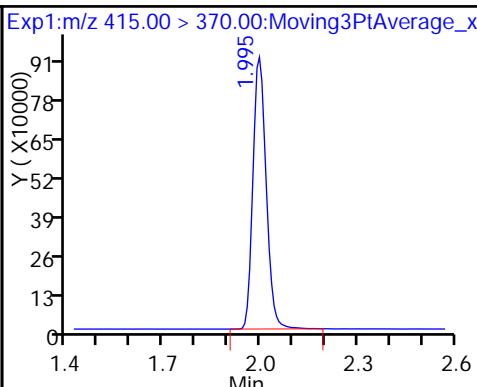
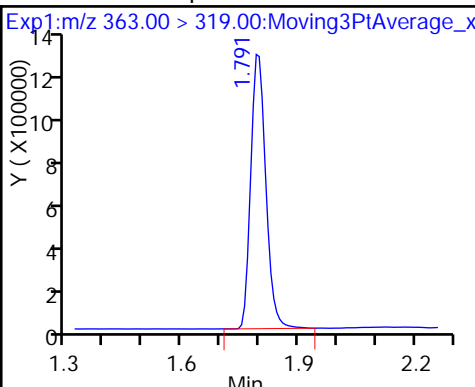
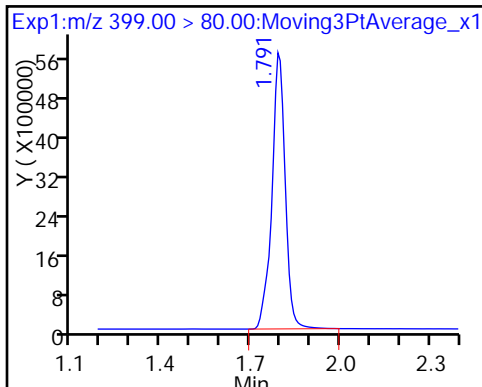
\$ 2 13C2 PFHxA



3 Perfluorohexanesulfonic acid

4 Perfluoroheptanoic acid

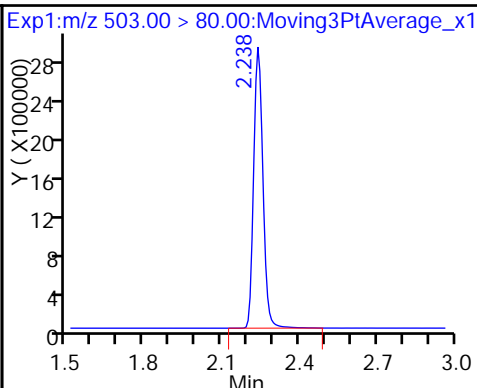
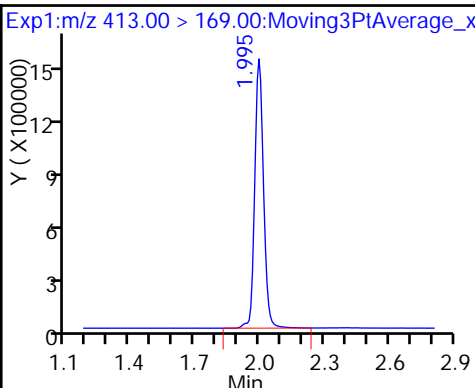
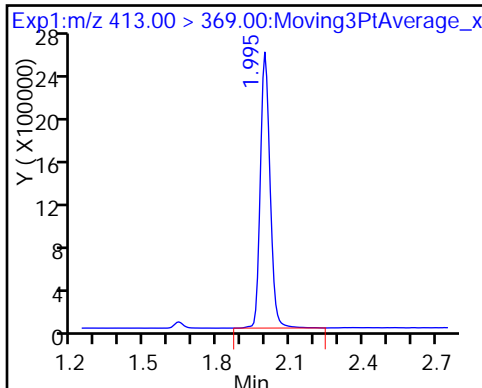
* 6 13C2-PFOA



5 Perfluorooctanoic acid

5 Perfluorooctanoic acid

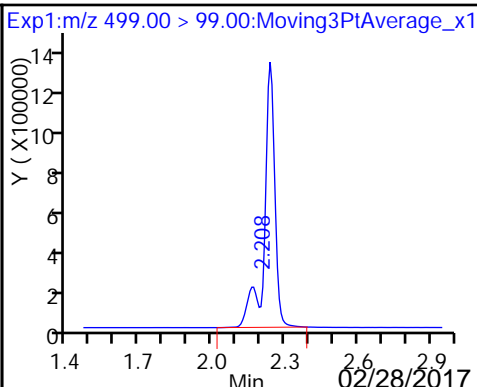
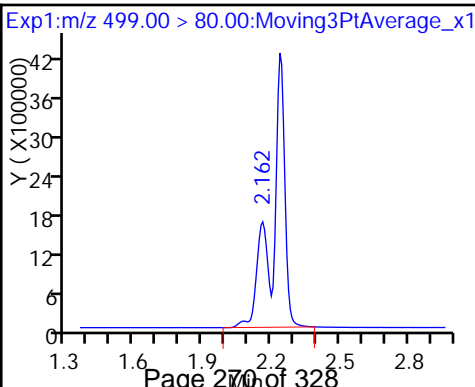
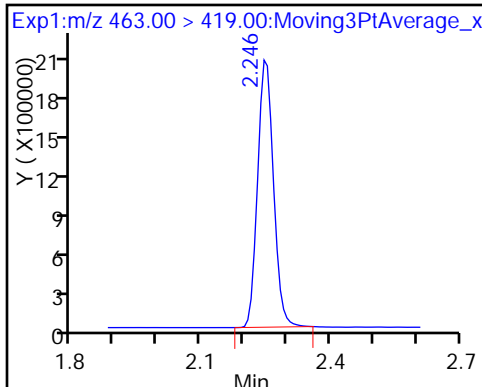
* 7 13C4 PFOS



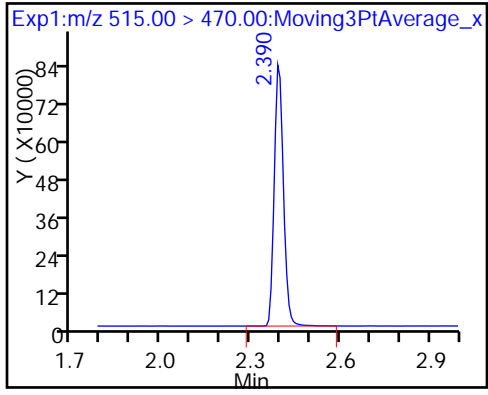
9 Perfluorononanoic acid

8 Perfluorooctane sulfonic acid

8 Perfluorooctane sulfonic acid



\$ 10 13C2 PFDA



TestAmerica Sacramento

Data File: \\ChromNa\Sacramento\ChromData\A8_N\20170227-40293.b\2017.02.27C_537_022.d

Injection Date: 27-Feb-2017 16:29:24

Instrument ID: A8_N

Lims ID: CCV L5

Client ID:

Operator ID: A8-PC\A8

ALS Bottle#: 5

Worklist Smp#: 22

Injection Vol: 2.0 ul

Dil. Factor: 1.0000

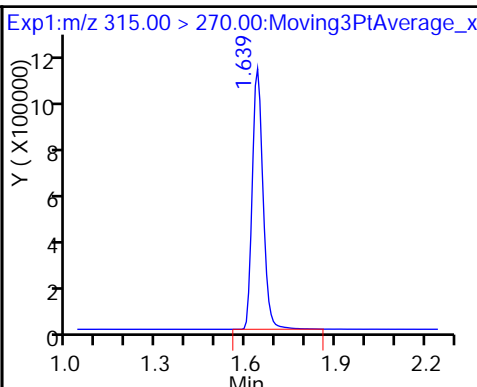
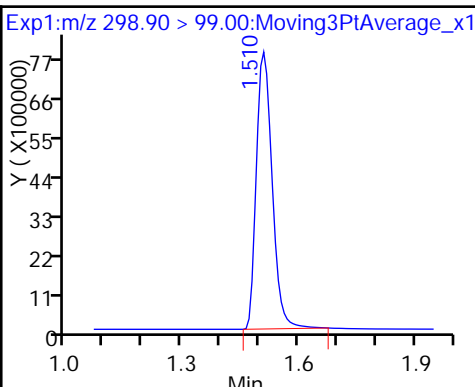
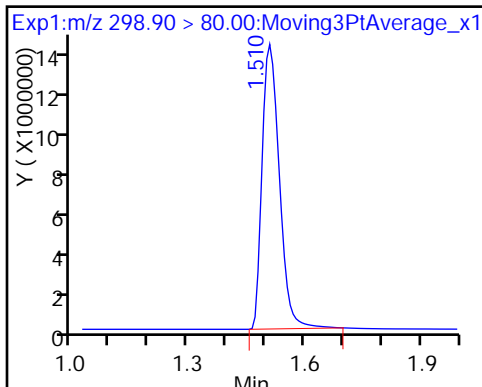
Method: 537_A8_N

Limit Group: LC 537 ICAL

1 Perfluorobutanesulfonic acid

1 Perfluorobutanesulfonic acid

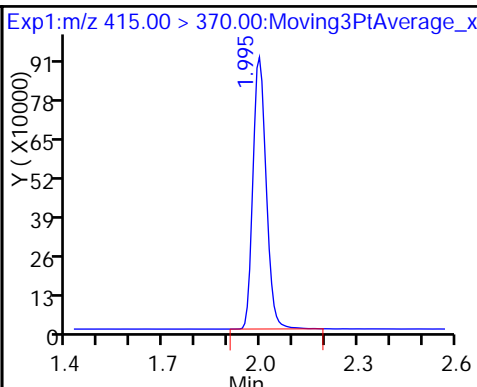
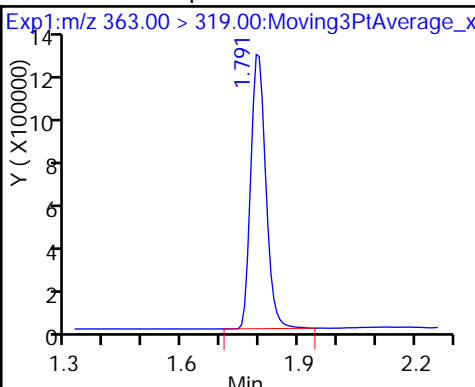
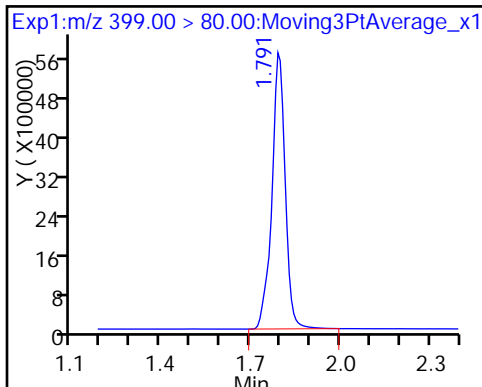
\$ 2 13C2 PFHxA



3 Perfluorohexanesulfonic acid

4 Perfluoroheptanoic acid

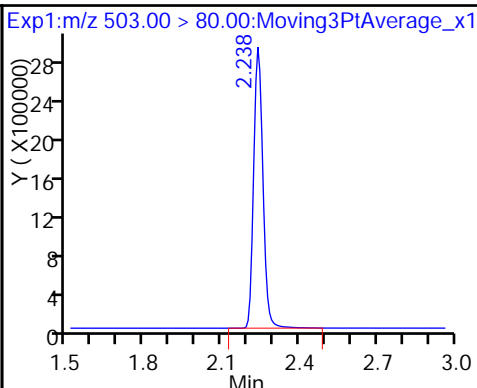
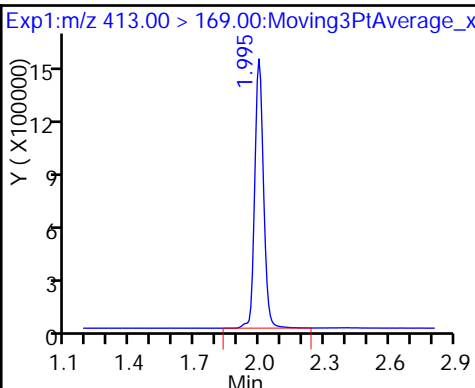
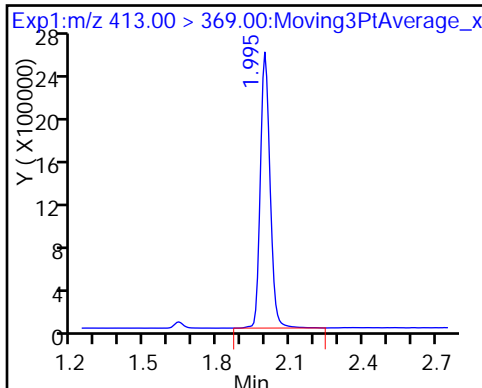
* 6 13C2-PFOA



5 Perfluorooctanoic acid

5 Perfluorooctanoic acid

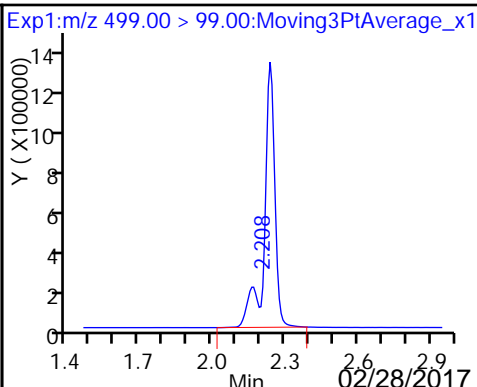
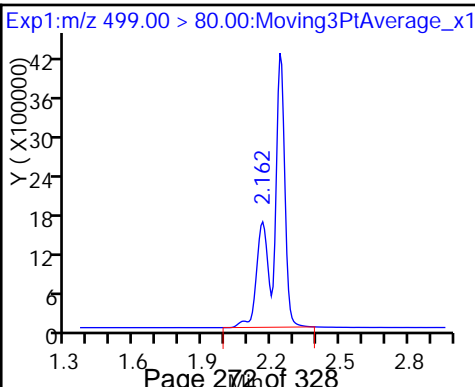
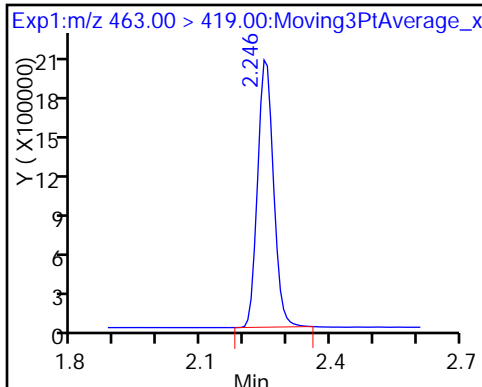
* 7 13C4 PFOS



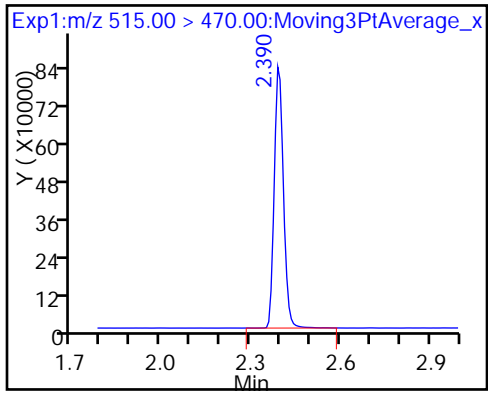
9 Perfluorononanoic acid

8 Perfluorooctane sulfonic acid

8 Perfluorooctane sulfonic acid



\$ 10 13C2 PFDA



FORM VII
LCMS CONTINUING CALIBRATION DATA

Lab Name: TestAmerica Sacramento Job No.: 320-26006-1
 SDG No.: _____
 Lab Sample ID: CCV 320-152411/24 Calibration Date: 02/27/2017 16:38
 Instrument ID: A8_N Calib Start Date: 01/26/2017 11:03
 GC Column: GeminiC18 3x100 ID: 3.00 (mm) Calib End Date: 01/26/2017 11:25
 Lab File ID: 2017.02.27C_537_024.d Conc. Units: ng/mL

ANALYTE	CURVE TYPE	AVE RRF	RRF	MIN RRF	CALC AMOUNT	SPIKE AMOUNT	%D	MAX %D
Perfluorobutanesulfonic acid (PFBS)	QuaF		1.803		46.9	45.1	4.0	30.0
Perfluoroheptanoic acid	Ave	0.9643	0.9390		4.84	4.97	-2.6	30.0
Perfluorohexanesulfonic acid	Ave	1.684	1.620		14.6	15.2	-3.8	30.0
Perfluorooctanoic acid (PFOA)	Ave	0.9247	0.9279		9.84	9.81	0.3	30.0
Perfluorooctanesulfonic acid (PFOS)	Ave	1.116	1.095		19.7	20.1	-2.0	30.0
Perfluorononanoic acid	Ave	0.6813	0.7088		10.8	10.4	4.0	30.0
13C2 PFHxA	Ave	1.079	1.015		9.41	10.0	-5.9	30.0
13C2 PFDA	Ave	0.6456	0.6648		10.3	10.0	3.0	30.0

TestAmerica Sacramento
Target Compound Quantitation Report

Data File: \\ChromNa\Sacramento\ChromData\A8_N\20170227-40293.b\2017.02.27C_537_024.d
 Lims ID: CCV L3
 Client ID:
 Sample Type: CCVIS
 Inject. Date: 27-Feb-2017 16:38:30 ALS Bottle#: 3 Worklist Smp#: 24
 Injection Vol: 2.0 ul Dil. Factor: 1.0000
 Sample Info: CCV L3
 Misc. Info.: Plate: 1 Rack: 1
 Operator ID: A8-PC\A8 Instrument ID: A8_N
 Sublist: chrom-537_A8_N*sub1
 Method: \\ChromNa\Sacramento\ChromData\A8_N\20170227-40293.b\537_A8_N.m
 Limit Group: LC 537 ICAL
 Last Update: 27-Feb-2017 16:55:14 Calib Date: 26-Jan-2017 11:25:03
 Integrator: Picker
 Quant Method: Internal Standard Quant By: Initial Calibration
 Last ICal File: \\ChromNA\Sacramento\ChromData\A8_N\20170126-39222.b\2017.01.26_537_CURVE_009.d
 Column 1 : Det: EXP1
 Process Host: XAWRK031

First Level Reviewer: barnettj Date: 27-Feb-2017 16:52:10

Signal	RT	EXP RT	DLT RT	REL RT	Response	Amount ng/ml	Ratio(Limits)	S/N	Flags
1 Perfluorobutanesulfonic acid									
298.90 > 80.00	1.517	1.510	0.007	1.000	17938568	46.9		1261	
298.90 > 99.00	1.517	1.510	0.007	1.000	8099335		2.21(0.00-0.00)	1650	
\$ 2 13C2 PFHxA									
315.00 > 270.00	1.646	1.638	0.008	1.000	2374947	9.41		5909	
3 Perfluorohexanesulfonic acid									
399.00 > 80.00	1.806	1.787	0.019	1.000	5430696	14.6		1233	
4 Perfluoroheptanoic acid									
363.00 > 319.00	1.806	1.788	0.018	1.000	1092529	4.84		134	
* 6 13C2-PFOA									
415.00 > 370.00	2.003	1.979	0.024		2338893	10.0		5223	
5 Perfluorooctanoic acid									
413.00 > 369.00	2.003	1.980	0.023	1.000	2128590	9.84		185	
413.00 > 169.00	2.003	1.980	0.023	1.000	1256583		1.69(0.00-0.00)	1547	
* 7 13C4 PFOS									
503.00 > 80.00	2.246	2.220	0.026		6325059	28.7		7166	
9 Perfluorononanoic acid									
463.00 > 419.00	2.261	2.229	0.032	1.000	1727850	10.8		531	
8 Perfluorooctane sulfonic acid									
499.00 > 80.00	2.246	2.246	0.0	1.000	4860197	19.7		1706	M
499.00 > 99.00	2.246	2.246	0.0	1.000	1161566		4.18(0.00-0.00)	1156	M
\$ 10 13C2 PFDA									
515.00 > 470.00	2.405	2.384	0.021	1.000	1554774	10.3		2832	

QC Flag Legend

Review Flags

M - Manually Integrated

Reagents:

LC537-L3_00019

Amount Added: 1.00

Units: mL

TestAmerica Sacramento

Data File: \\ChromNa\Sacramento\ChromData\A8_N\20170227-40293.b\2017.02.27C_537_024.d

Injection Date: 27-Feb-2017 16:38:30

Instrument ID: A8_N

Lims ID: CCV L3

Client ID:

Operator ID: A8-PC\A8

ALS Bottle#: 3

Worklist Smp#: 24

Injection Vol: 2.0 ul

Dil. Factor: 1.0000

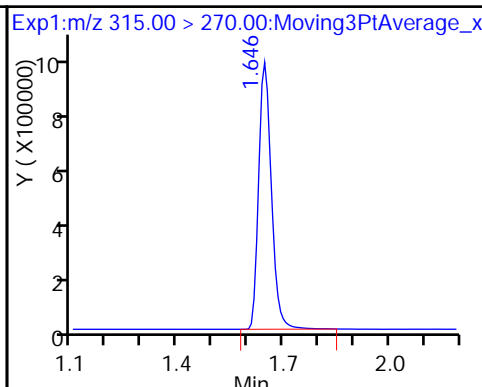
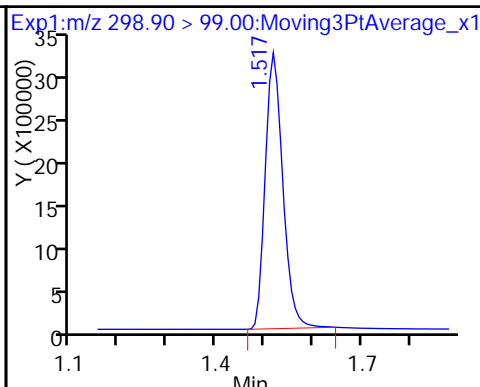
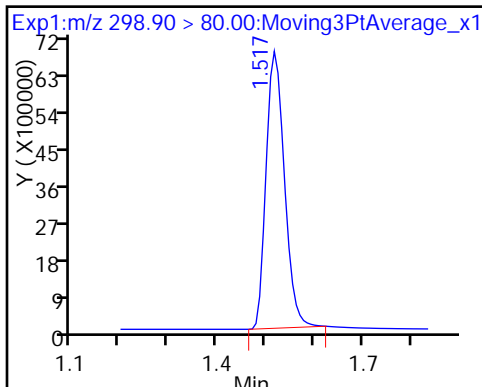
Method: 537_A8_N

Limit Group: LC 537 ICAL

1 Perfluorobutanesulfonic acid

1 Perfluorobutanesulfonic acid

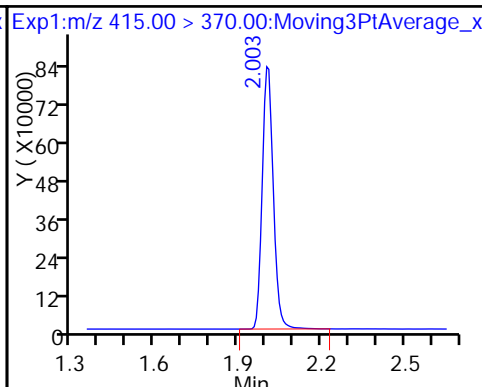
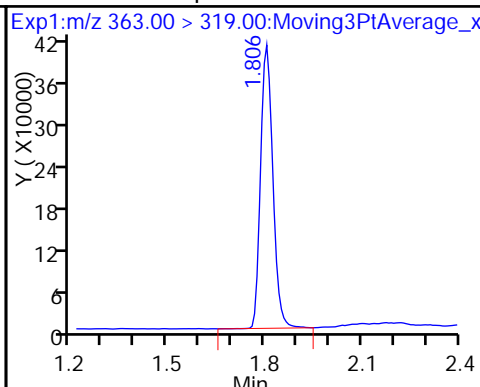
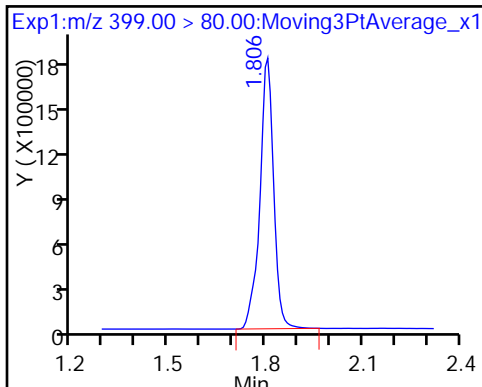
\$ 2 13C2 PFHxA



3 Perfluorohexanesulfonic acid

4 Perfluoroheptanoic acid

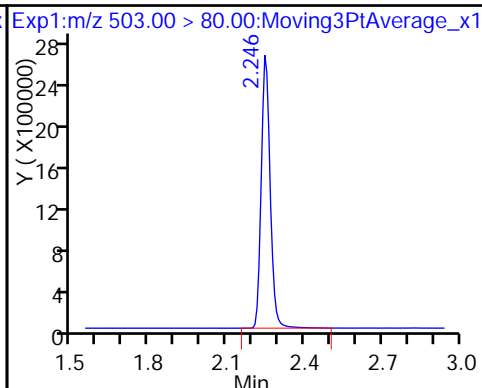
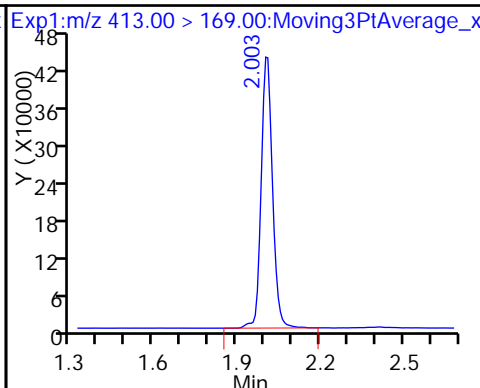
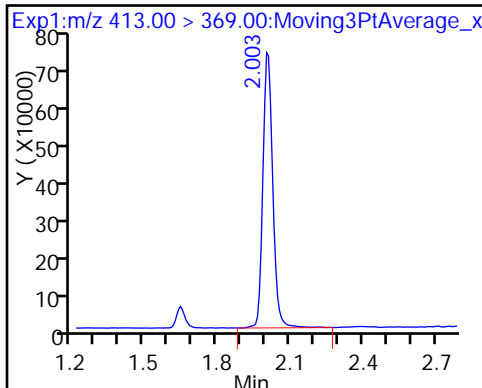
* 6 13C2-PFOA



5 Perfluorooctanoic acid

5 Perfluorooctanoic acid

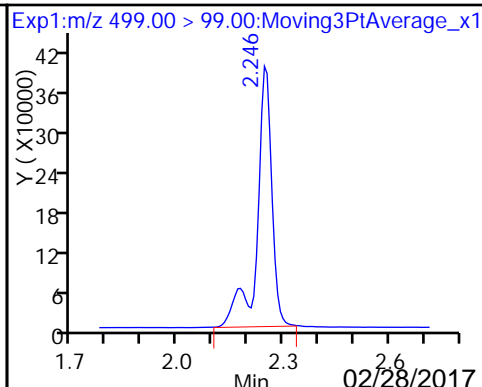
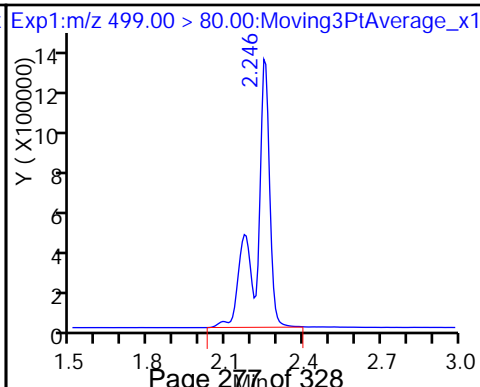
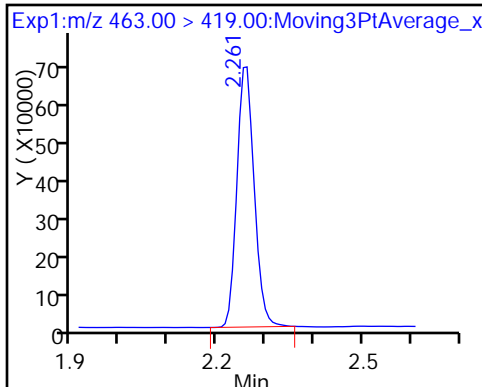
* 7 13C4 PFOS



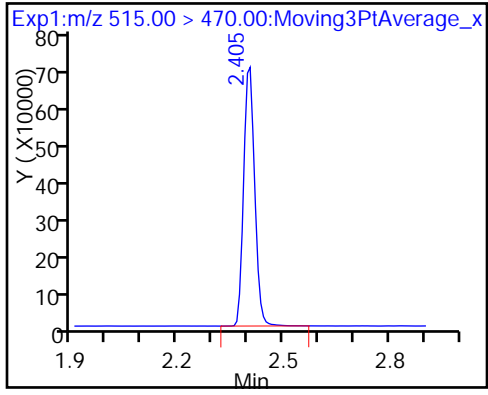
9 Perfluorononanoic acid

8 Perfluorooctane sulfonic acid (M)

8 Perfluorooctane sulfonic acid (M)



\$ 10 13C2 PFDA



TestAmerica Sacramento

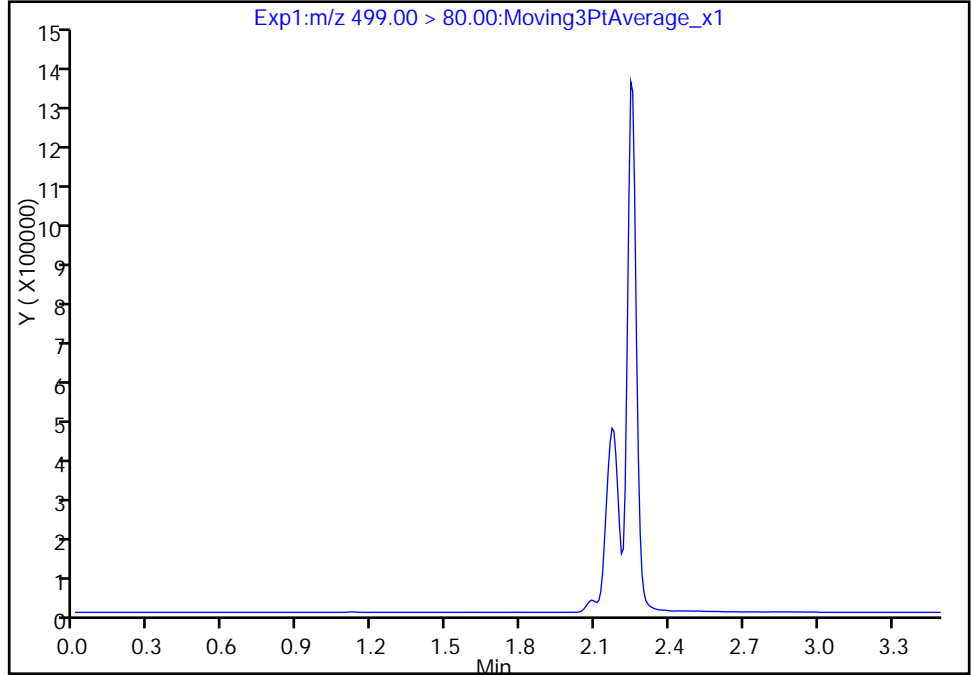
Data File: \\ChromNa\Sacramento\ChromData\A8_N\20170227-40293.b\2017.02.27C_537_024.d
Injection Date: 27-Feb-2017 16:38:30 Instrument ID: A8_N
Lims ID: CCV L3
Client ID:
Operator ID: A8-PC\A8 ALS Bottle#: 3 Worklist Smp#: 24
Injection Vol: 2.0 ul Dil. Factor: 1.0000
Method: 537_A8_N Limit Group: LC 537 ICAL
Column: Detector EXP1

8 Perfluorooctane sulfonic acid, CAS: 1763-23-1

Signal: 1

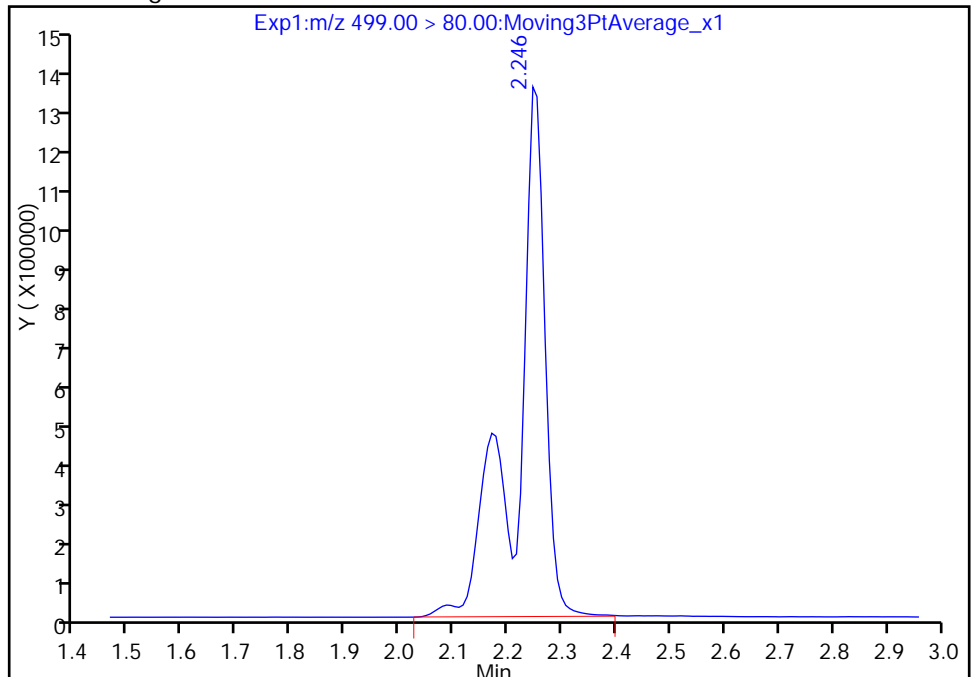
Not Detected
Expected RT: 2.25

Processing Integration Results



Manual Integration Results

RT: 2.25
Area: 4860197
Amount: 19.739606
Amount Units: ng/ml



Reviewer: barnettj, 27-Feb-2017 16:55:14
Audit Action: Assigned Compound ID

Audit Reason: Missed Peak

TestAmerica Sacramento

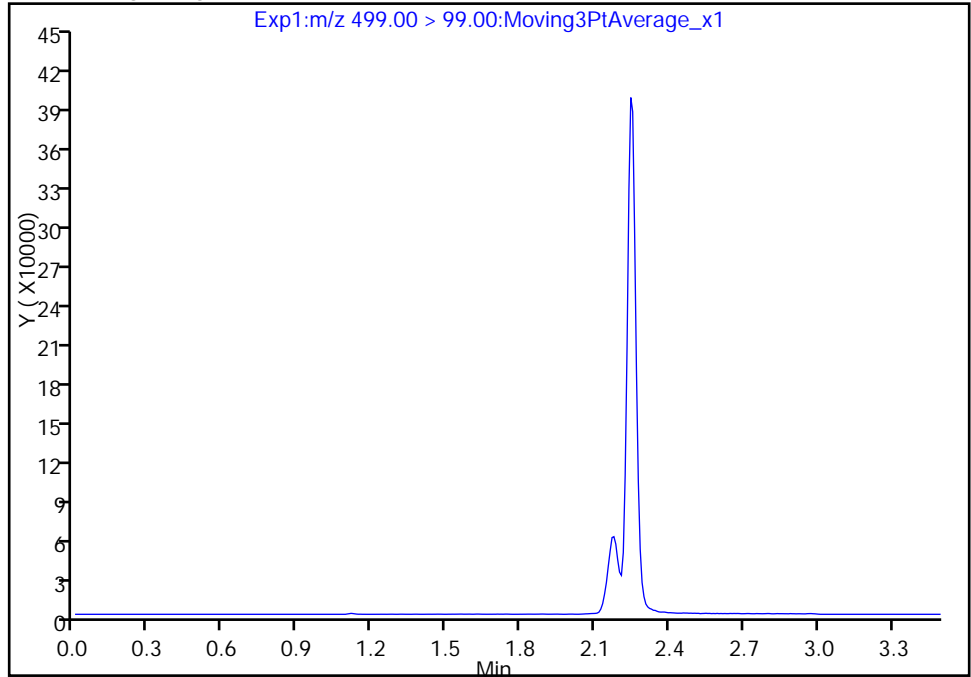
Data File: \\ChromNa\Sacramento\ChromData\A8_N\20170227-40293.b\2017.02.27C_537_024.d
Injection Date: 27-Feb-2017 16:38:30 Instrument ID: A8_N
Lims ID: CCV L3
Client ID:
Operator ID: A8-PC\A8 ALS Bottle#: 3 Worklist Smp#: 24
Injection Vol: 2.0 ul Dil. Factor: 1.0000
Method: 537_A8_N Limit Group: LC 537 ICAL
Column: Detector EXP1

8 Perfluorooctane sulfonic acid, CAS: 1763-23-1

Signal: 2

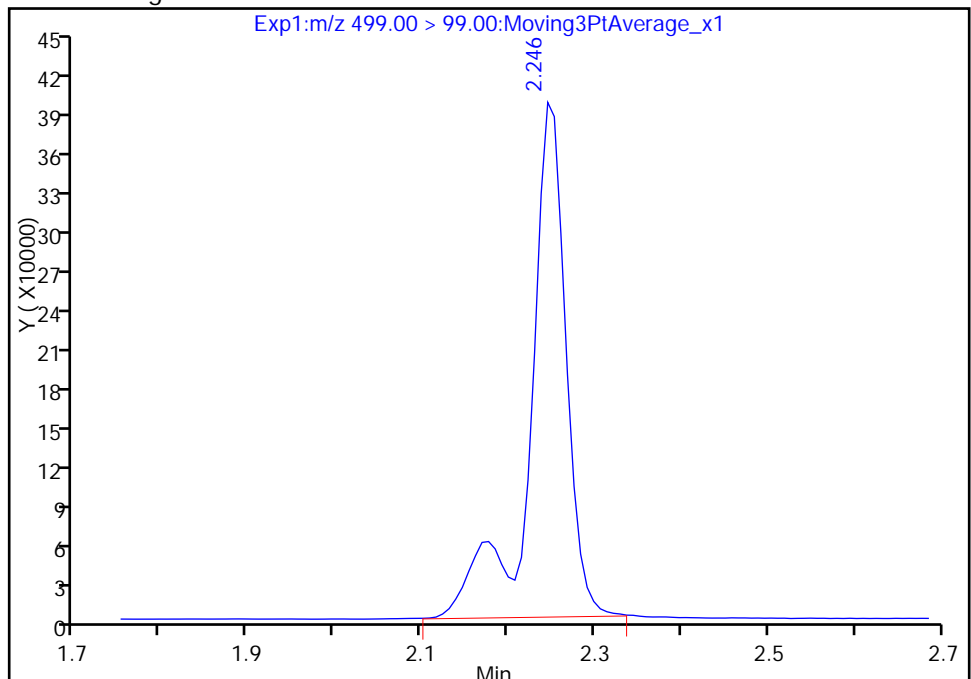
Not Detected
Expected RT: 2.25

Processing Integration Results



Manual Integration Results

RT: 2.25
Area: 1161566
Amount: 19.739606
Amount Units: ng/ml



Reviewer: barnettj, 27-Feb-2017 16:55:14

Audit Action: Manually Integrated

Audit Reason: Missed Peak

TestAmerica Sacramento

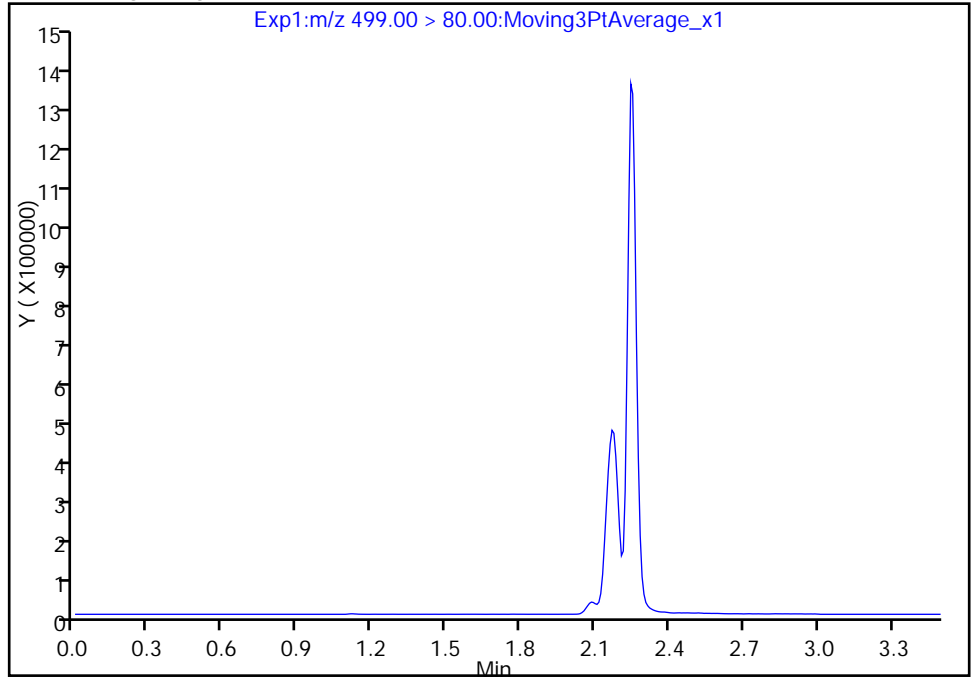
Data File: \\ChromNa\Sacramento\ChromData\A8_N\20170227-40293.b\2017.02.27C_537_024.d
Injection Date: 27-Feb-2017 16:38:30 Instrument ID: A8_N
Lims ID: CCV L3
Client ID:
Operator ID: A8-PC\A8 ALS Bottle#: 3 Worklist Smp#: 24
Injection Vol: 2.0 ul Dil. Factor: 1.0000
Method: 537_A8_N Limit Group: LC 537 ICAL
Column: Detector EXP1

8 Perfluorooctane sulfonic acid, CAS: 1763-23-1

Signal: 1

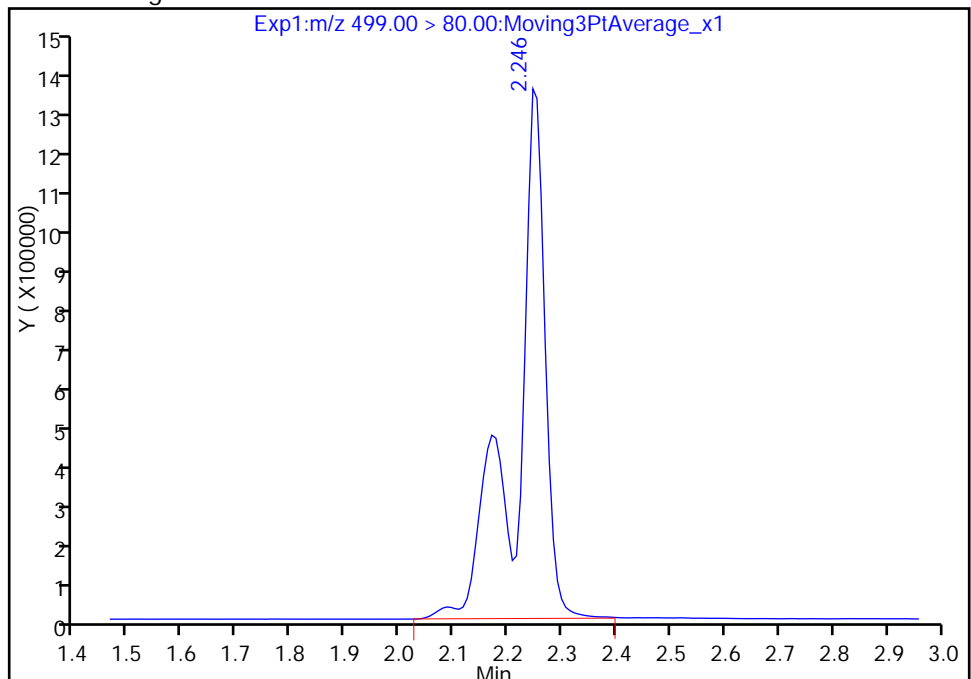
Not Detected
Expected RT: 2.25

Processing Integration Results



Manual Integration Results

RT: 2.25
Area: 4860197
Amount: 19.739606
Amount Units: ng/ml



Reviewer: barnettj, 27-Feb-2017 16:55:14

Audit Action: Manually Integrated

Audit Reason: Missed Peak

FORM I
LCMS ORGANICS ANALYSIS DATA SHEET

Lab Name: TestAmerica Sacramento Job No.: 320-26006-1
 SDG No.: _____
 Client Sample ID: _____ Lab Sample ID: MB 320-152216/1-A
 Matrix: Water Lab File ID: 2017.02.27C_537_002.d
 Analysis Method: 537 Date Collected: _____
 Extraction Method: 537 Date Extracted: 02/25/2017 13:09
 Sample wt/vol: 250.00 (mL) Date Analyzed: 02/27/2017 15:01
 Con. Extract Vol.: 1.00 (mL) Dilution Factor: 1
 Injection Volume: 2 (uL) GC Column: GeminiC18 3x100 ID: 3 (mm)
 % Moisture: _____ GPC Cleanup: (Y/N) N
 Analysis Batch No.: 152402 Units: ug/L

CAS NO.	COMPOUND NAME	RESULT	Q	LOQ	LOD	DL
1763-23-1	Perfluorooctanesulfonic acid (PFOS)	0.048	U M	0.060	0.048	0.016
335-67-1	Perfluorooctanoic acid (PFOA)	0.024	U	0.030	0.024	0.0094
375-73-5	Perfluorobutanesulfonic acid (PFBS)	0.11	U M	0.14	0.11	0.048

CAS NO.	SURROGATE	%REC	Q	LIMITS
STL00993	13C2 PFHxA	83		70-130
STL00996	13C2 PFDA	87		70-130

TestAmerica Sacramento
Target Compound Quantitation Report

Data File: \\ChromNa\Sacramento\ChromData\A8_N\20170227-40293.b\2017.02.27C_537_002.d
 Lims ID: MB 320-152216/1-A
 Client ID:
 Sample Type: MB
 Inject. Date: 27-Feb-2017 15:01:17 ALS Bottle#: 1 Worklist Smp#: 2
 Injection Vol: 2.0 ul Dil. Factor: 1.0000
 Sample Info: mb 320-152216/1-a
 Misc. Info.: Plate: 1 Rack: 2
 Operator ID: A8-PC\A8 Instrument ID: A8_N
 Method: \\ChromNa\Sacramento\ChromData\A8_N\20170227-40293.b\537_A8_N.m
 Limit Group: LC 537 ICAL
 Last Update: 27-Feb-2017 16:54:27 Calib Date: 26-Jan-2017 11:25:03
 Integrator: Picker
 Quant Method: Internal Standard Quant By: Initial Calibration
 Last ICal File: \\ChromNA\Sacramento\ChromData\A8_N\20170126-39222.b\2017.01.26_537_CURVE_009.d
 Column 1 : Det: EXP1
 Process Host: XAWRK031

First Level Reviewer: barnettj Date: 27-Feb-2017 16:08:02

Signal	RT	EXP RT	DLT RT	REL RT	Response	Amount ng/ml	Ratio(Limits)	S/N	Flags
1 Perfluorobutanesulfonic acid									
298.90 > 80.00	1.510	1.510	0.0	1.000	25337	0.0591		3.7	M
298.90 > 99.00	1.510	1.510	0.0	1.000	11945		2.12(0.00-0.00)	3.9	M
\$ 2 13C2 PFHxA									
315.00 > 270.00	1.639	1.638	0.001	1.000	2258319	8.28		5191	
3 Perfluorohexanesulfonic acid									
399.00 > 80.00	1.791	1.787	0.004	1.000	10052	0.0265		3.4	M
* 6 13C2-PFOA									
415.00 > 370.00	1.995	1.979	0.016		2526974	10.0		5236	
* 7 13C4 PFOS									
503.00 > 80.00	2.246	2.220	0.026		6466896	28.7		4842	
9 Perfluorononanoic acid									
463.00 > 419.00	2.253	2.229	0.024	1.000	4308	0.0250		1.5	M
8 Perfluorooctane sulfonic acid									
499.00 > 80.00	2.246	2.246	0.0	1.000	10394	0.0413		5.6	
499.00 > 99.00	2.246	2.246	0.0	1.000	2002		5.19(0.00-0.00)	3.8	M
\$ 10 13C2 PFDA									
515.00 > 470.00	2.397	2.384	0.013	1.000	1425197	8.74		3649	

QC Flag Legend

Review Flags

M - Manually Integrated

TestAmerica Sacramento

Data File: \\ChromNa\Sacramento\ChromData\A8_N\20170227-40293.b\2017.02.27C_537_002.d

Injection Date: 27-Feb-2017 15:01:17

Instrument ID: A8_N

Lims ID: MB 320-152216/1-A

Client ID:

Operator ID: A8-PC\A8

ALS Bottle#: 1

Worklist Smp#: 2

Injection Vol: 2.0 ul

Dil. Factor: 1.0000

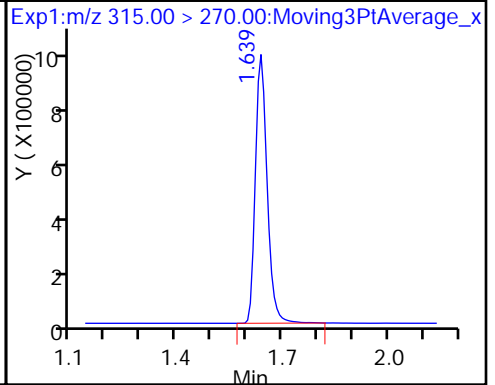
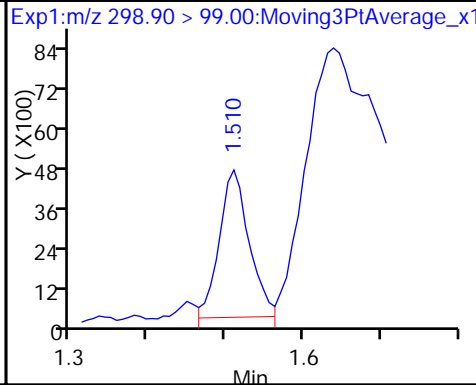
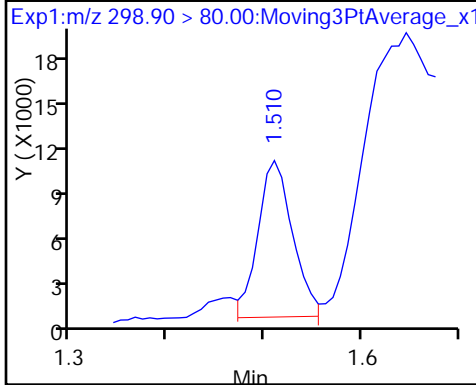
Method: 537_A8_N

Limit Group: LC 537 ICAL

1 Perfluorobutanesulfonic acid (M)

1 Perfluorobutanesulfonic acid (M)

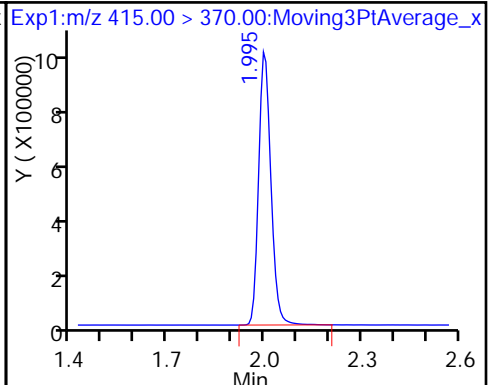
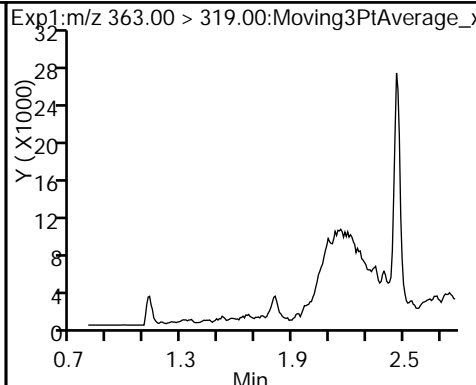
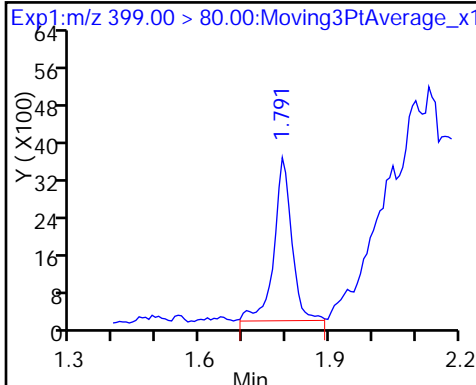
\$ 2 13C2 PFHxA



3 Perfluorohexanesulfonic acid (M)

4 Perfluoroheptanoic acid (ND)

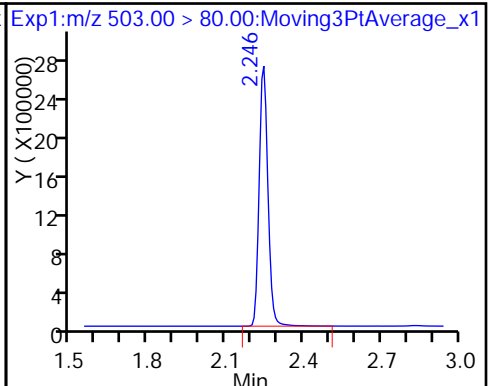
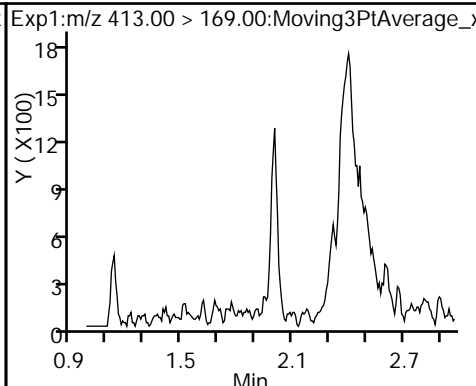
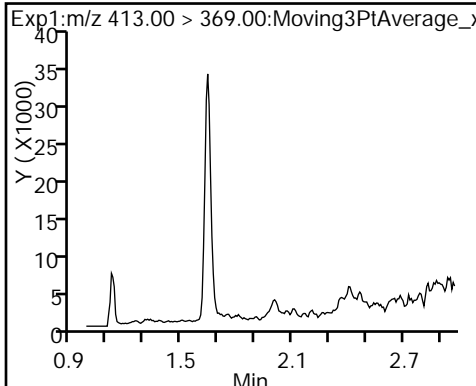
* 6 13C2-PFOA



5 Perfluorooctanoic acid (ND)

5 Perfluorooctanoic acid (ND)

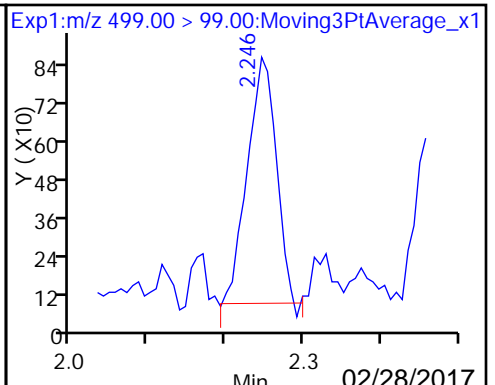
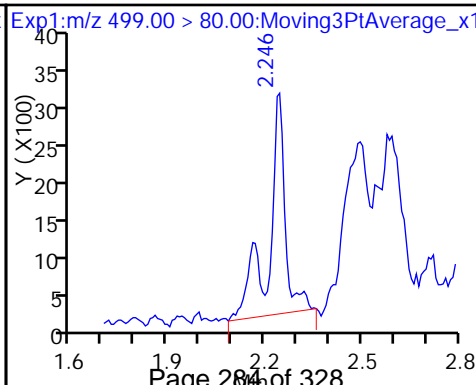
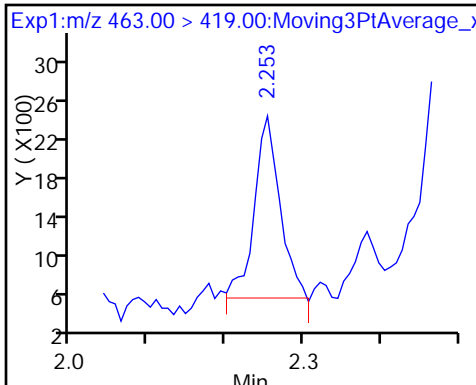
* 7 13C4 PFOS



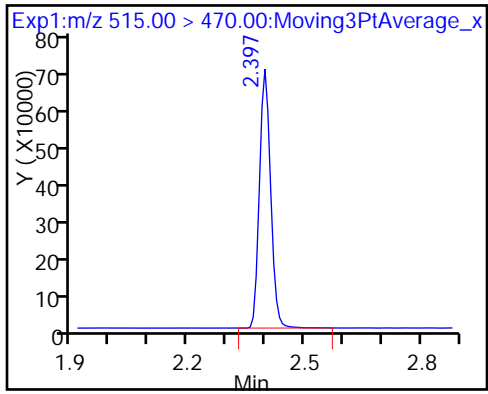
9 Perfluorononanoic acid (M)

8 Perfluorooctane sulfonic acid

8 Perfluorooctane sulfonic acid (M)



\$ 10 13C2 PFDA



TestAmerica Sacramento
Recovery Report

Data File: \\ChromNa\Sacramento\ChromData\A8_N\20170227-40293.b\2017.02.27C_537_002.d
 Lims ID: MB 320-152216/1-A
 Client ID:
 Sample Type: MB
 Inject. Date: 27-Feb-2017 15:01:17 ALS Bottle#: 1 Worklist Smp#: 2
 Injection Vol: 2.0 ul Dil. Factor: 1.0000
 Sample Info: mb 320-152216/1-a
 Misc. Info.: Plate: 1 Rack: 2
 Operator ID: A8-PC\A8 Instrument ID: A8_N
 Method: \\ChromNa\Sacramento\ChromData\A8_N\20170227-40293.b\537_A8_N.m
 Limit Group: LC 537 ICAL
 Last Update: 27-Feb-2017 16:54:27 Calib Date: 26-Jan-2017 11:25:03
 Integrator: Picker
 Quant Method: Internal Standard Quant By: Initial Calibration
 Last ICal File: \\ChromNA\Sacramento\ChromData\A8_N\20170126-39222.b\2017.01.26_537_CURVE_009.d
 Column 1 : Det: EXP1
 Process Host: XAWRK031

First Level Reviewer: barnettj Date: 27-Feb-2017 16:08:02

Compound	Amount Added	Amount Recovered	% Rec.
\$ 2 13C2 PFHxA	10.0	8.28	82.81
\$ 10 13C2 PFDA	10.0	8.74	87.36

TestAmerica Sacramento

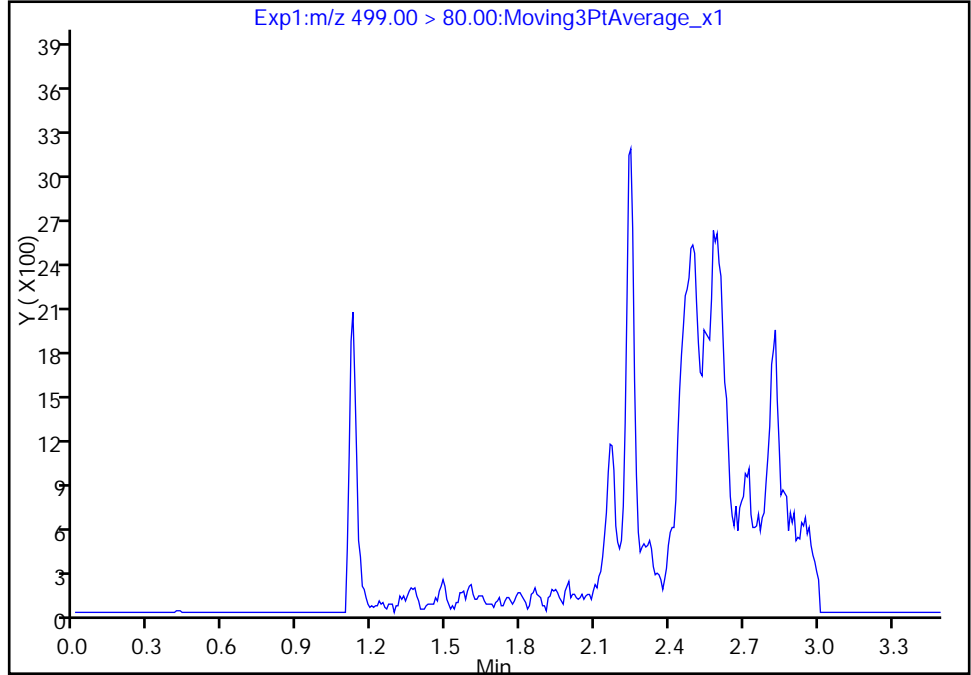
Data File: \\ChromNa\Sacramento\ChromData\A8_N\20170227-40293.b\2017.02.27C_537_002.d
Injection Date: 27-Feb-2017 15:01:17 Instrument ID: A8_N
Lims ID: MB 320-152216/1-A
Client ID:
Operator ID: A8-PC\A8 ALS Bottle#: 1 Worklist Smp#: 2
Injection Vol: 2.0 ul Dil. Factor: 1.0000
Method: 537_A8_N Limit Group: LC 537 ICAL
Column: Detector EXP1

8 Perfluorooctane sulfonic acid, CAS: 1763-23-1

Signal: 1

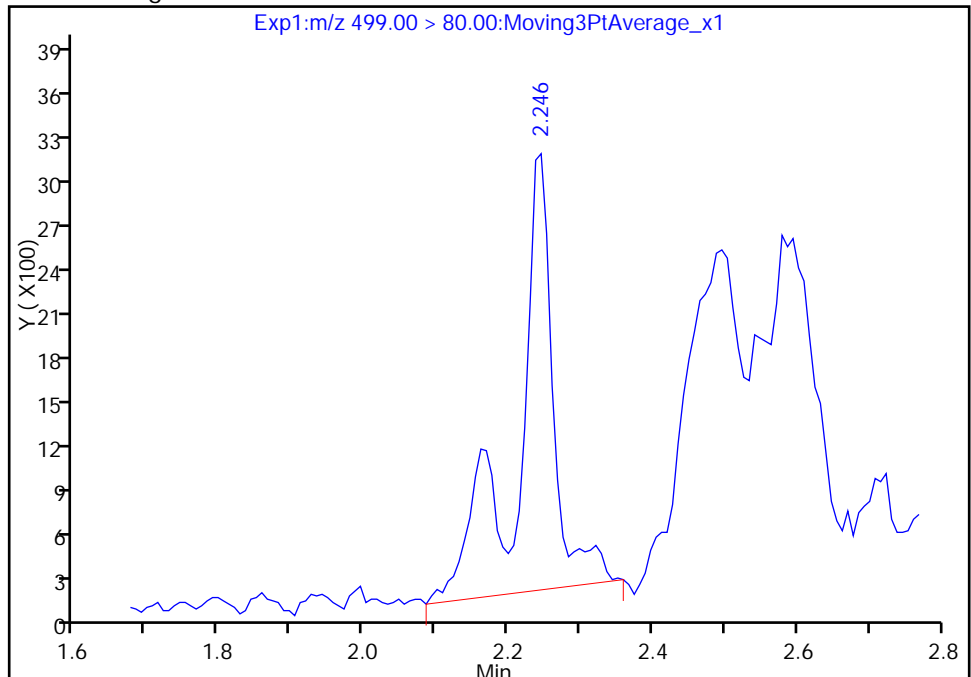
Not Detected
Expected RT: 2.25

Processing Integration Results



Manual Integration Results

RT: 2.25
Area: 10394
Amount: 0.041289
Amount Units: ng/ml



Reviewer: barnettj, 27-Feb-2017 16:54:30
Audit Action: Assigned Compound ID

Audit Reason: Missed Peak

TestAmerica Sacramento

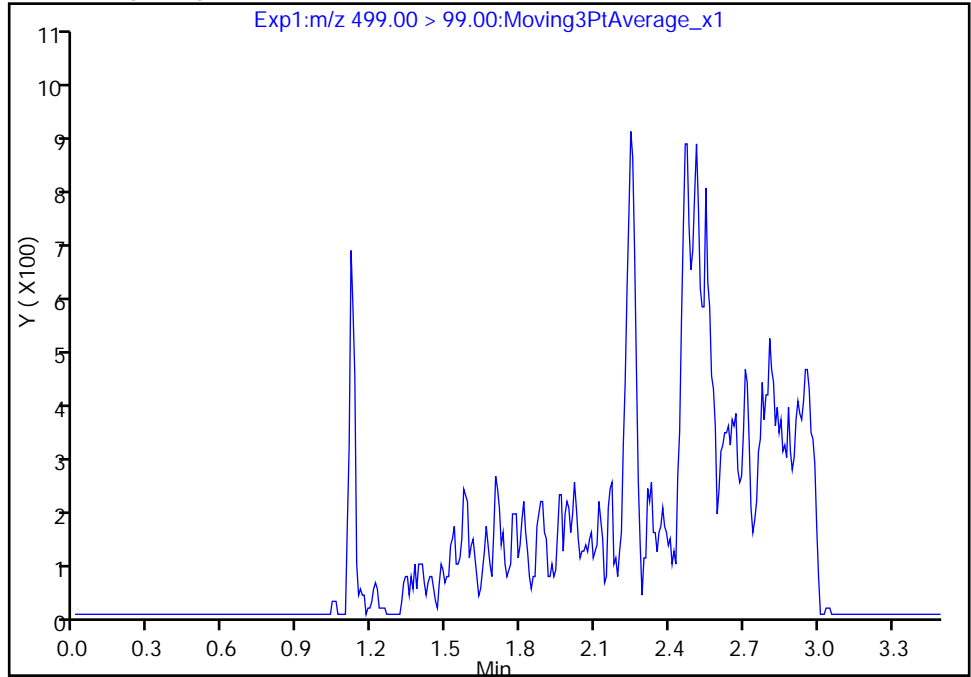
Data File: \\ChromNa\Sacramento\ChromData\A8_N\20170227-40293.b\2017.02.27C_537_002.d
Injection Date: 27-Feb-2017 15:01:17 Instrument ID: A8_N
Lims ID: MB 320-152216/1-A
Client ID:
Operator ID: A8-PC\A8 ALS Bottle#: 1 Worklist Smp#: 2
Injection Vol: 2.0 ul Dil. Factor: 1.0000
Method: 537_A8_N Limit Group: LC 537 ICAL
Column: Detector EXP1

8 Perfluorooctane sulfonic acid, CAS: 1763-23-1

Signal: 2

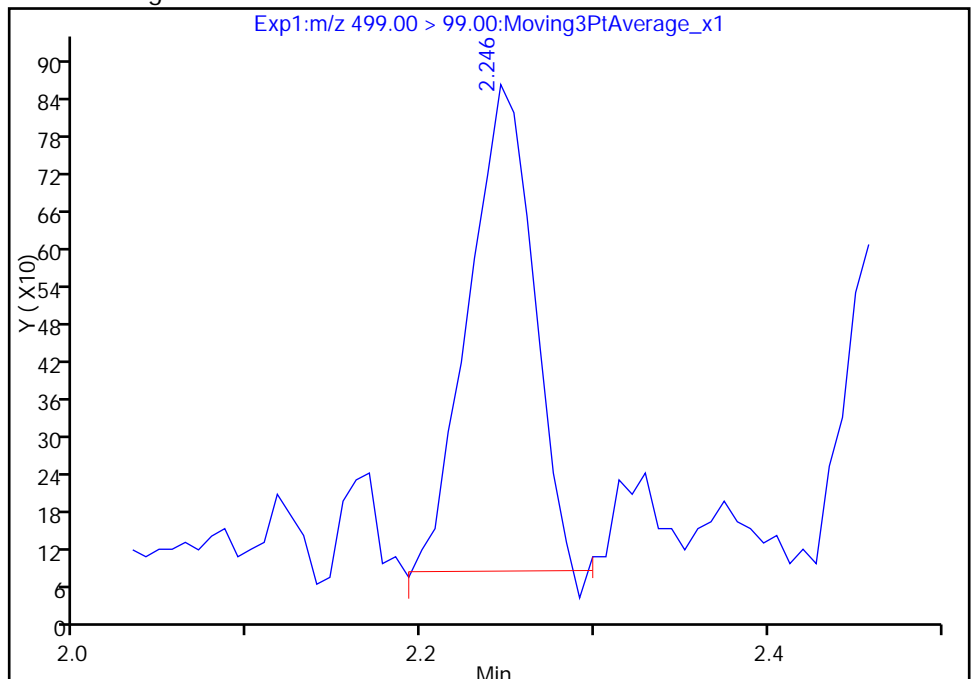
Not Detected
Expected RT: 2.25

Processing Integration Results



Manual Integration Results

RT: 2.25
Area: 2002
Amount: 0.041289
Amount Units: ng/ml



TestAmerica Sacramento

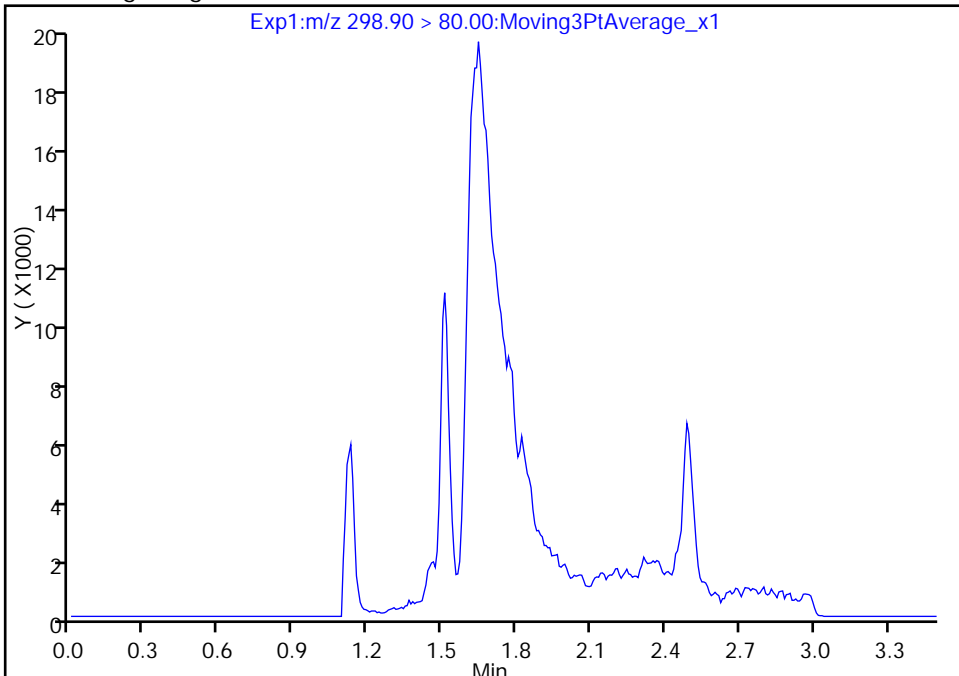
Data File: \\ChromNa\Sacramento\ChromData\A8_N\20170227-40293.b\2017.02.27C_537_002.d
Injection Date: 27-Feb-2017 15:01:17 Instrument ID: A8_N
Lims ID: MB 320-152216/1-A
Client ID:
Operator ID: A8-PC\A8 ALS Bottle#: 1 Worklist Smp#: 2
Injection Vol: 2.0 ul Dil. Factor: 1.0000
Method: 537_A8_N Limit Group: LC 537 ICAL
Column: Detector EXP1

1 Perfluorobutanesulfonic acid, CAS: 375-73-5

Signal: 1

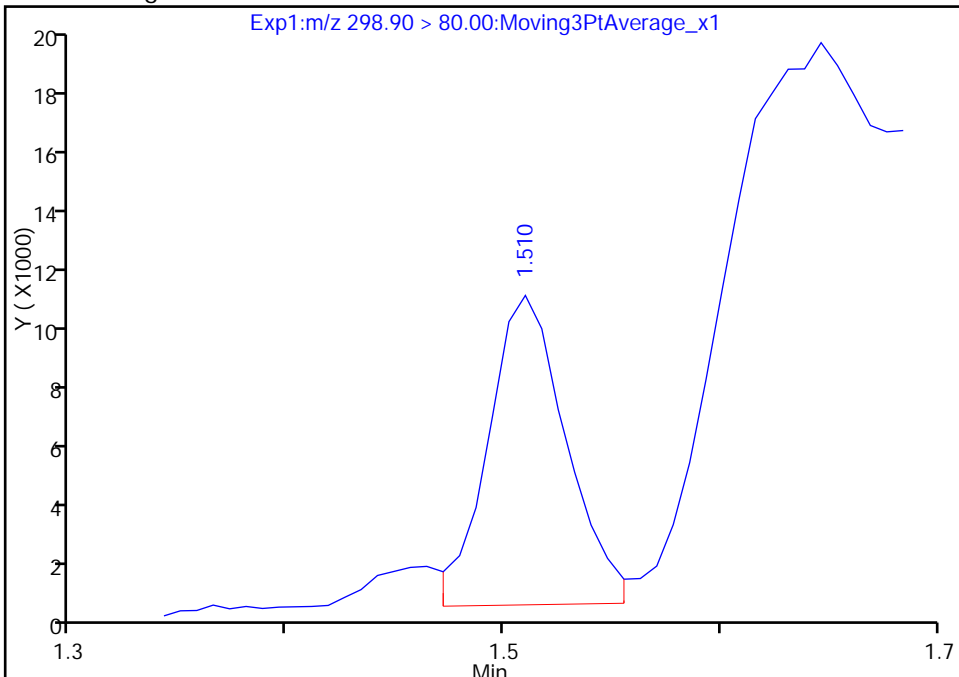
Not Detected
Expected RT: 1.51

Processing Integration Results



Manual Integration Results

RT: 1.51
Area: 25337
Amount: 0.059053
Amount Units: ng/ml



Reviewer: barnettj, 27-Feb-2017 16:54:30
Audit Action: Manually Integrated

Audit Reason: Missed Peak

TestAmerica Sacramento

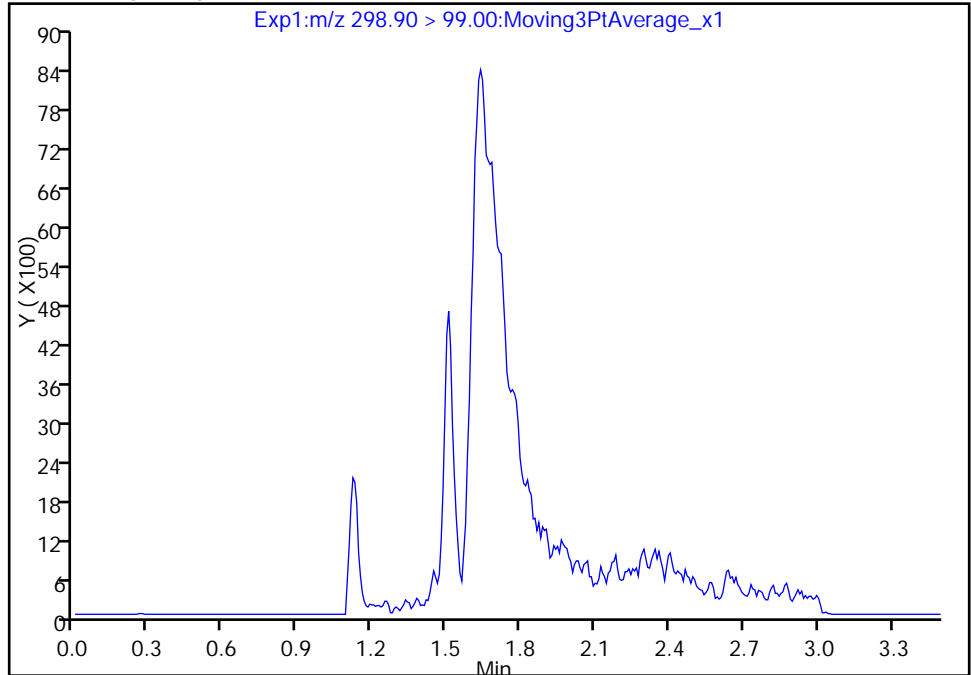
Data File: \\ChromNa\Sacramento\ChromData\A8_N\20170227-40293.b\2017.02.27C_537_002.d
Injection Date: 27-Feb-2017 15:01:17 Instrument ID: A8_N
Lims ID: MB 320-152216/1-A
Client ID:
Operator ID: A8-PC\A8 ALS Bottle#: 1 Worklist Smp#: 2
Injection Vol: 2.0 ul Dil. Factor: 1.0000
Method: 537_A8_N Limit Group: LC 537 ICAL
Column: Detector EXP1

1 Perfluorobutanesulfonic acid, CAS: 375-73-5

Signal: 2

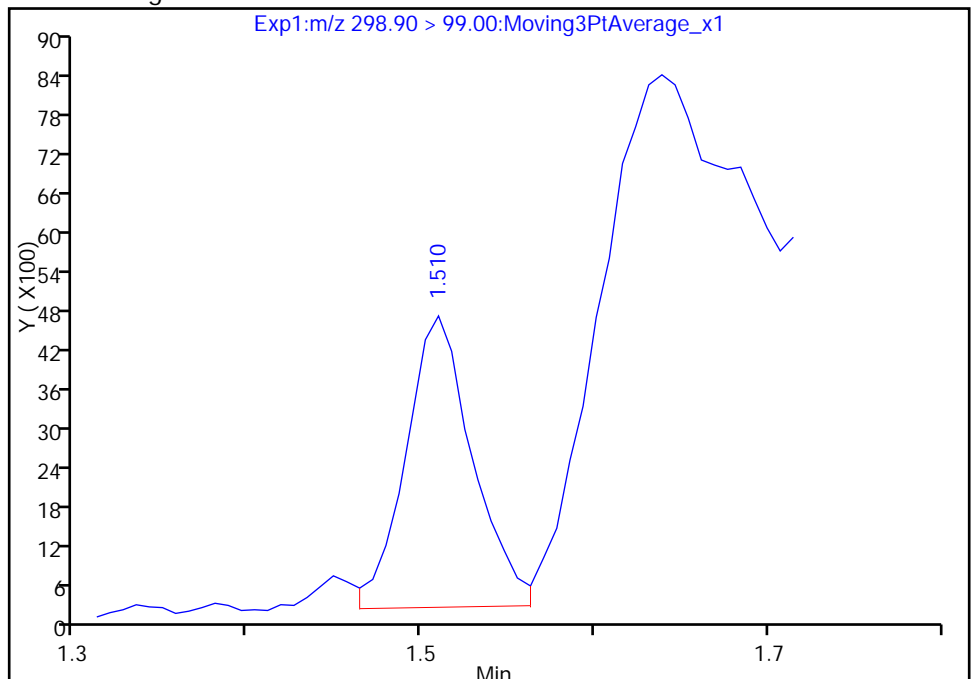
Not Detected
Expected RT: 1.51

Processing Integration Results



Manual Integration Results

RT: 1.51
Area: 11945
Amount: 0.059053
Amount Units: ng/ml



FORM I
LCMS ORGANICS ANALYSIS DATA SHEET

Lab Name: TestAmerica Sacramento Job No.: 320-26006-1
 SDG No.: _____
 Client Sample ID: _____ Lab Sample ID: LCS 320-152216/2-A
 Matrix: Water Lab File ID: 2017.02.27C_537_003.d
 Analysis Method: 537 Date Collected: _____
 Extraction Method: 537 Date Extracted: 02/25/2017 13:09
 Sample wt/vol: 250.00 (mL) Date Analyzed: 02/27/2017 15:05
 Con. Extract Vol.: 1.00 (mL) Dilution Factor: 1
 Injection Volume: 2 (uL) GC Column: GeminiC18 3x100 ID: 3 (mm)
 % Moisture: _____ GPC Cleanup: (Y/N) N
 Analysis Batch No.: 152402 Units: ug/L

CAS NO.	COMPOUND NAME	RESULT	Q	LOQ	LOD	DL
1763-23-1	Perfluorooctanesulfonic acid (PFOS)	0.133	M	0.060	0.048	0.016
335-67-1	Perfluorooctanoic acid (PFOA)	0.0640		0.030	0.024	0.0094
375-73-5	Perfluorobutanesulfonic acid (PFBS)	0.297		0.14	0.11	0.048

CAS NO.	SURROGATE	%REC	Q	LIMITS
STL00993	13C2 PFHxA	86		70-130
STL00996	13C2 PFDA	99		70-130

TestAmerica Sacramento
Target Compound Quantitation Report

Data File: \\ChromNa\Sacramento\ChromData\A8_N\20170227-40293.b\2017.02.27C_537_003.d
 Lims ID: LCS 320-152216/2-A
 Client ID:
 Sample Type: LCS
 Inject. Date: 27-Feb-2017 15:05:42 ALS Bottle#: 2 Worklist Smp#: 3
 Injection Vol: 2.0 ul Dil. Factor: 1.0000
 Sample Info: lcs 320-152216/2-a
 Misc. Info.: Plate: 1 Rack: 2
 Operator ID: A8-PC\A8 Instrument ID: A8_N
 Method: \\ChromNa\Sacramento\ChromData\A8_N\20170227-40293.b\537_A8_N.m
 Limit Group: LC 537 ICAL
 Last Update: 27-Feb-2017 16:54:27 Calib Date: 26-Jan-2017 11:25:03
 Integrator: Picker
 Quant Method: Internal Standard Quant By: Initial Calibration
 Last ICal File: \\ChromNA\Sacramento\ChromData\A8_N\20170126-39222.b\2017.01.26_537_CURVE_009.d
 Column 1 : Det: EXP1
 Process Host: XAWRK031

First Level Reviewer: barnettj Date: 27-Feb-2017 16:08:44

Signal	RT	EXP RT	DLT RT	REL RT	Response	Amount ng/ml	Ratio(Limits)	S/N	Flags
1 Perfluorobutanesulfonic acid									
298.90 > 80.00	1.517	1.510	0.007	1.000	27969006	74.1		1737	
298.90 > 99.00	1.517	1.510	0.007	1.000	13599032		2.06(0.00-0.00)	2073	
\$ 2 13C2 PFHxA									
315.00 > 270.00	1.646	1.638	0.008	1.000	2322780	8.60		6211	
3 Perfluorohexanesulfonic acid									
399.00 > 80.00	1.798	1.787	0.011	1.000	9610115	24.8		1915	
4 Perfluoroheptanoic acid									
363.00 > 319.00	1.798	1.788	0.010	1.000	1963295	8.14		223	
* 6 13C2-PFOA									
415.00 > 370.00	2.003	1.979	0.024		2502649	10.0		5122	
5 Perfluorooctanoic acid									
413.00 > 369.00	2.003	1.980	0.023	1.000	3704681	16.0		434	
413.00 > 169.00	2.003	1.980	0.023	1.000	2244325		1.65(0.00-0.00)	2252	
* 7 13C4 PFOS									
503.00 > 80.00	2.246	2.220	0.026		6611227	28.7		3509	
9 Perfluorononanoic acid									
463.00 > 419.00	2.261	2.229	0.032	1.000	3063730	18.0		733	
8 Perfluorooctane sulfonic acid									
499.00 > 80.00	2.253	2.246	0.007	1.000	8574357	33.3		2153	M
499.00 > 99.00	2.246	2.246	0.0	0.997	2066457		4.15(0.00-0.00)	1678	M
\$ 10 13C2 PFDA									
515.00 > 470.00	2.405	2.384	0.021	1.000	1596359	9.88		3902	

QC Flag Legend

Review Flags

M - Manually Integrated

TestAmerica Sacramento

Data File: \\ChromNa\Sacramento\ChromData\A8_N\20170227-40293.b\2017.02.27C_537_003.d

Injection Date: 27-Feb-2017 15:05:42

Instrument ID: A8_N

Lims ID: LCS 320-152216/2-A

Client ID:

Operator ID: A8-PC\A8

ALS Bottle#: 2

Worklist Smp#: 3

Injection Vol: 2.0 ul

Dil. Factor: 1.0000

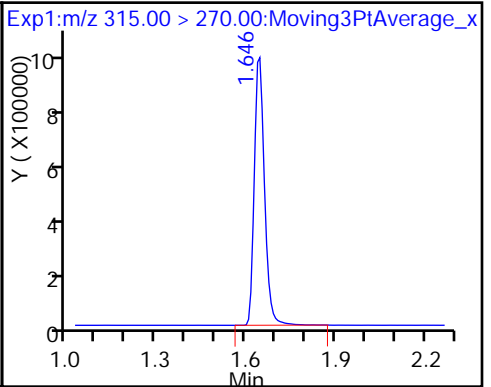
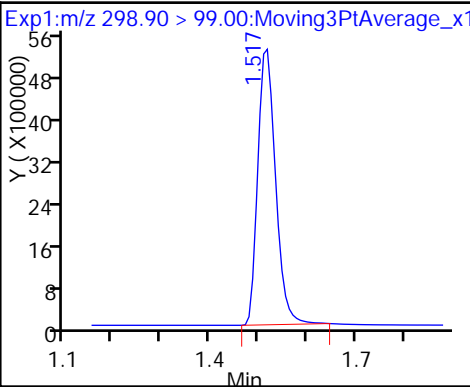
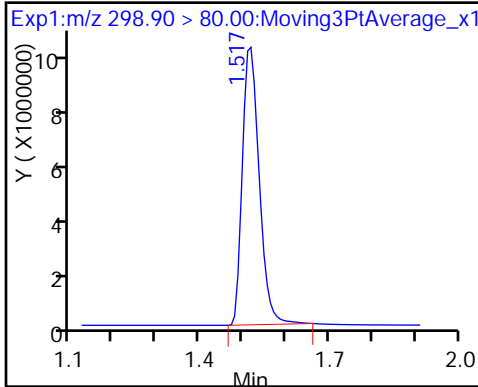
Method: 537_A8_N

Limit Group: LC 537 ICAL

1 Perfluorobutanesulfonic acid

1 Perfluorobutanesulfonic acid

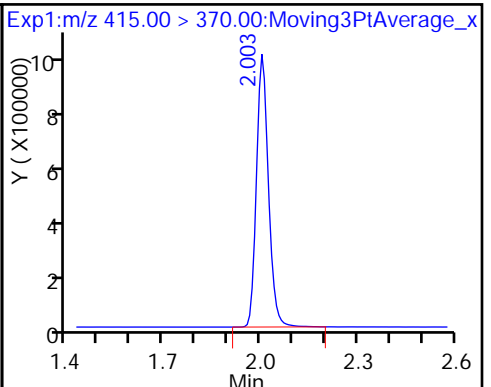
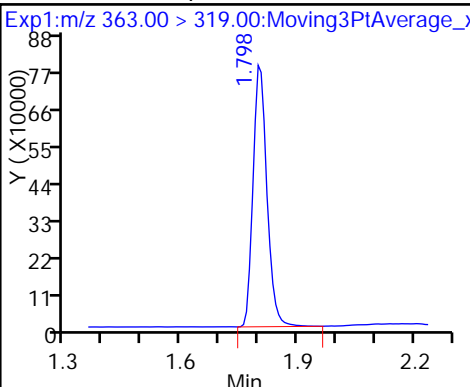
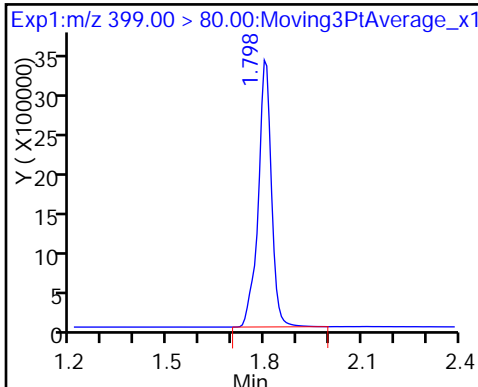
\$ 2 13C2 PFHxA



3 Perfluorohexanesulfonic acid

4 Perfluoroheptanoic acid

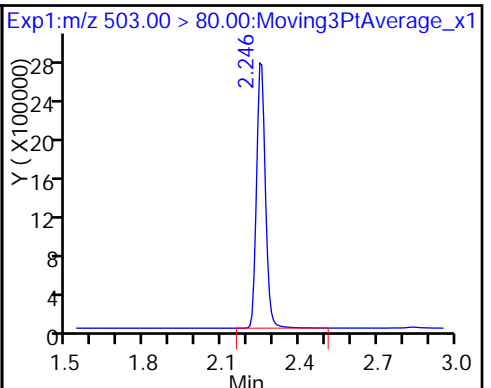
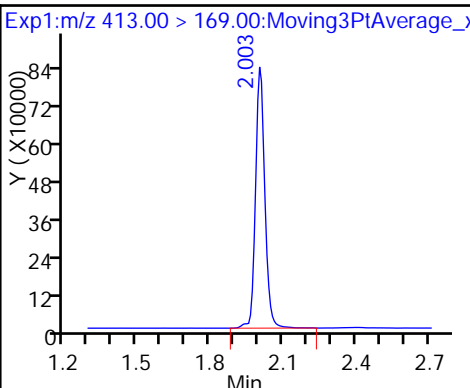
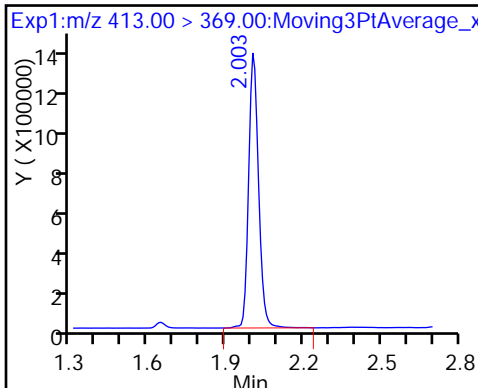
* 6 13C2-PFOA



5 Perfluorooctanoic acid

5 Perfluorooctanoic acid

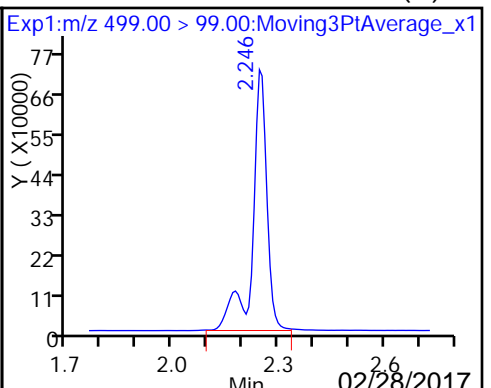
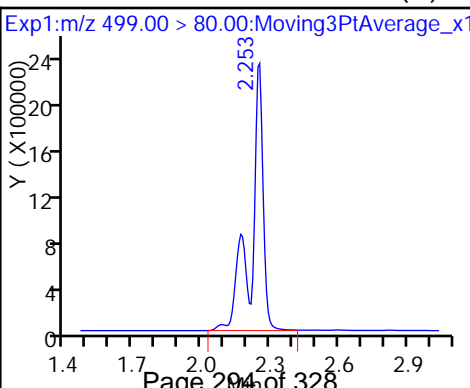
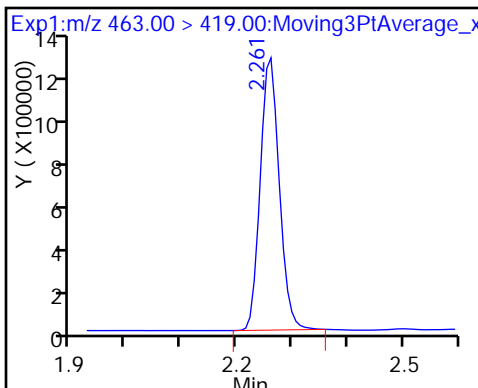
* 7 13C4 PFOS



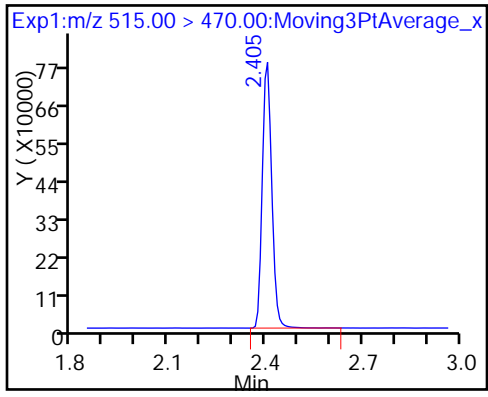
9 Perfluorononanoic acid

8 Perfluorooctane sulfonic acid (M)

8 Perfluorooctane sulfonic acid (M)



\$ 10 13C2 PFDA



TestAmerica Sacramento
Recovery Report

Data File: \\ChromNa\Sacramento\ChromData\A8_N\20170227-40293.b\2017.02.27C_537_003.d
 Lims ID: LCS 320-152216/2-A
 Client ID:
 Sample Type: LCS
 Inject. Date: 27-Feb-2017 15:05:42 ALS Bottle#: 2 Worklist Smp#: 3
 Injection Vol: 2.0 ul Dil. Factor: 1.0000
 Sample Info: lcs 320-152216/2-a
 Misc. Info.: Plate: 1 Rack: 2
 Operator ID: A8-PC\A8 Instrument ID: A8_N
 Method: \\ChromNa\Sacramento\ChromData\A8_N\20170227-40293.b\537_A8_N.m
 Limit Group: LC 537 ICAL
 Last Update: 27-Feb-2017 16:54:27 Calib Date: 26-Jan-2017 11:25:03
 Integrator: Picker
 Quant Method: Internal Standard Quant By: Initial Calibration
 Last ICal File: \\ChromNA\Sacramento\ChromData\A8_N\20170126-39222.b\2017.01.26_537_CURVE_009.d
 Column 1 : Det: EXP1
 Process Host: XAWRK031

First Level Reviewer: barnettj Date: 27-Feb-2017 16:08:44

Compound	Amount Added	Amount Recovered	% Rec.
\$ 2 13C2 PFHxA	10.0	8.60	86.00
\$ 10 13C2 PFDA	10.0	9.88	98.80

TestAmerica Sacramento

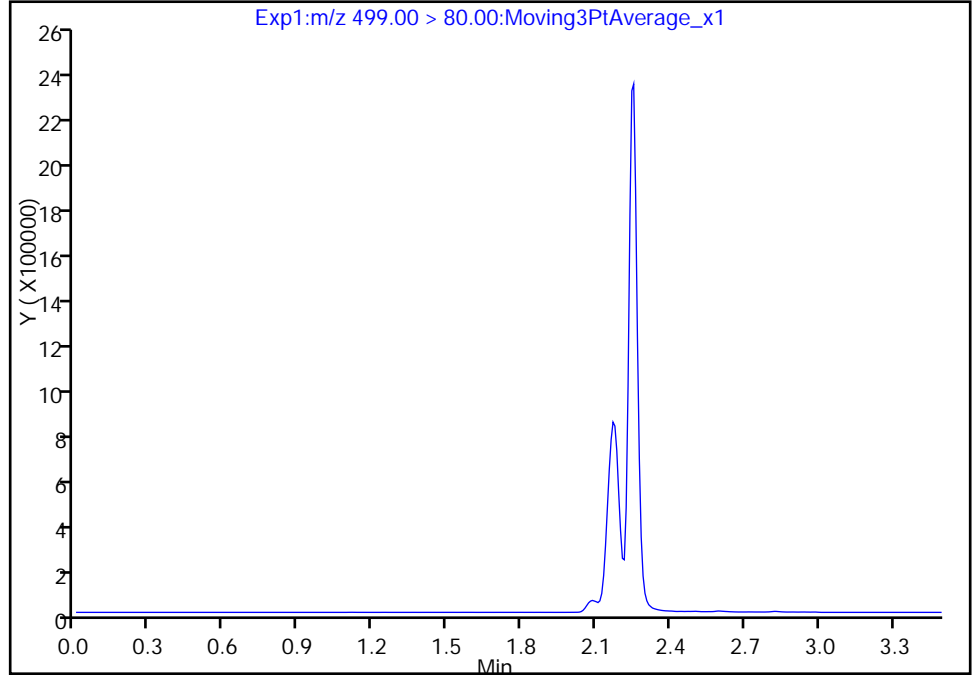
Data File: \\ChromNa\Sacramento\ChromData\A8_N\20170227-40293.b\2017.02.27C_537_003.d
Injection Date: 27-Feb-2017 15:05:42 Instrument ID: A8_N
Lims ID: LCS 320-152216/2-A
Client ID:
Operator ID: A8-PC\A8 ALS Bottle#: 2 Worklist Smp#: 3
Injection Vol: 2.0 ul Dil. Factor: 1.0000
Method: 537_A8_N Limit Group: LC 537 ICAL
Column: Detector EXP1

8 Perfluorooctane sulfonic acid, CAS: 1763-23-1

Signal: 1

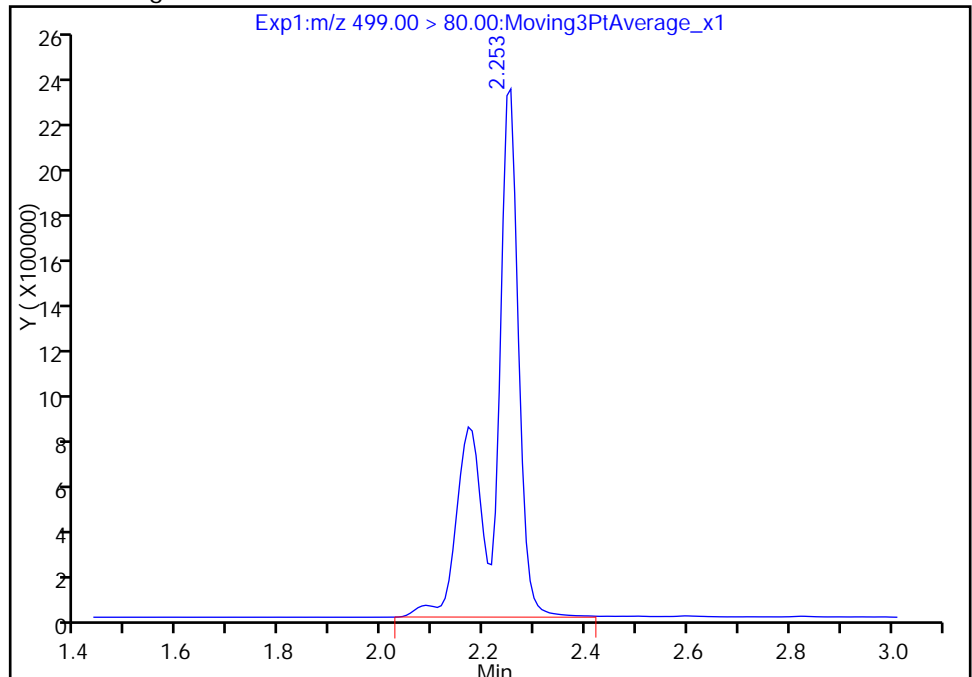
Not Detected
Expected RT: 2.25

Processing Integration Results



Manual Integration Results

RT: 2.25
Area: 8574357
Amount: 33.317215
Amount Units: ng/ml



Reviewer: barnettj, 27-Feb-2017 16:54:33
Audit Action: Assigned Compound ID

Audit Reason: Missed Peak

TestAmerica Sacramento

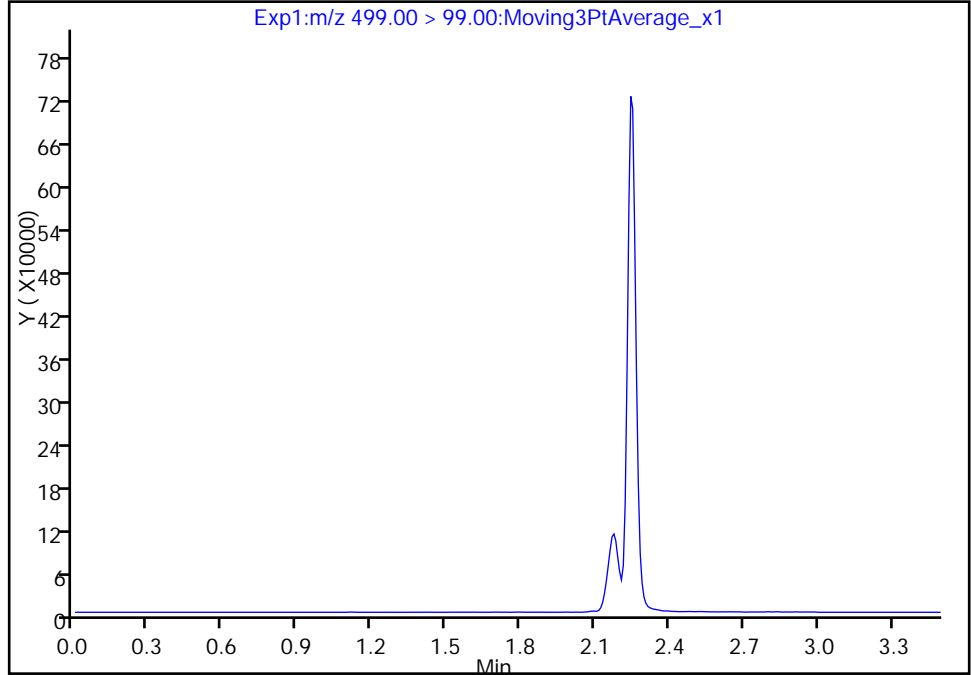
Data File: \\ChromNa\Sacramento\ChromData\A8_N\20170227-40293.b\2017.02.27C_537_003.d
Injection Date: 27-Feb-2017 15:05:42 Instrument ID: A8_N
Lims ID: LCS 320-152216/2-A
Client ID:
Operator ID: A8-PC\A8 ALS Bottle#: 2 Worklist Smp#: 3
Injection Vol: 2.0 ul Dil. Factor: 1.0000
Method: 537_A8_N Limit Group: LC 537 ICAL
Column: Detector EXP1

8 Perfluorooctane sulfonic acid, CAS: 1763-23-1

Signal: 2

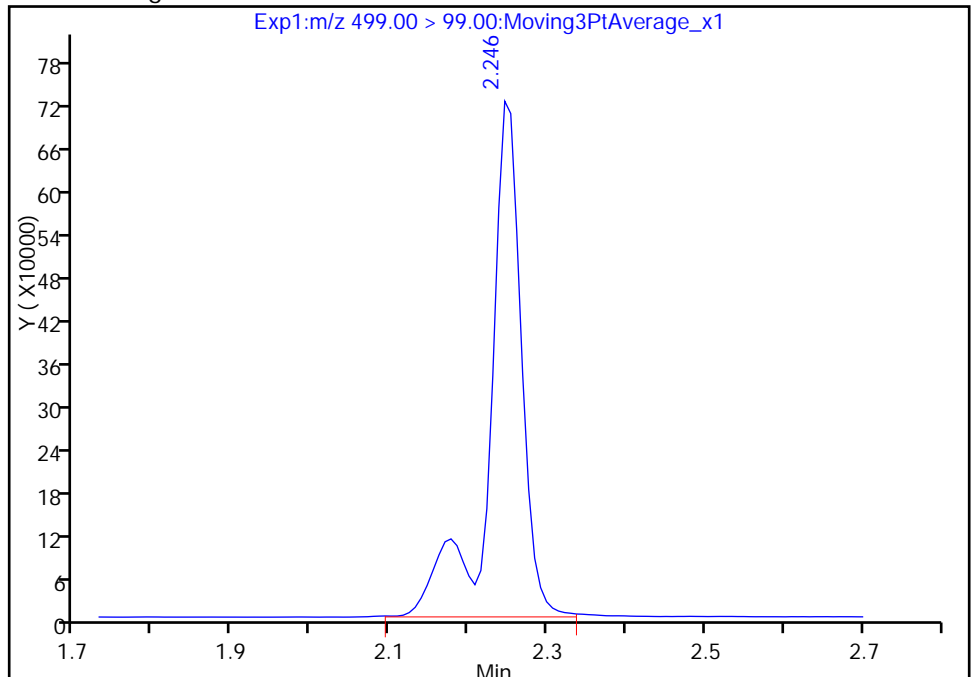
Not Detected
Expected RT: 2.25

Processing Integration Results



Manual Integration Results

RT: 2.25
Area: 2066457
Amount: 33.317215
Amount Units: ng/ml



TestAmerica Sacramento

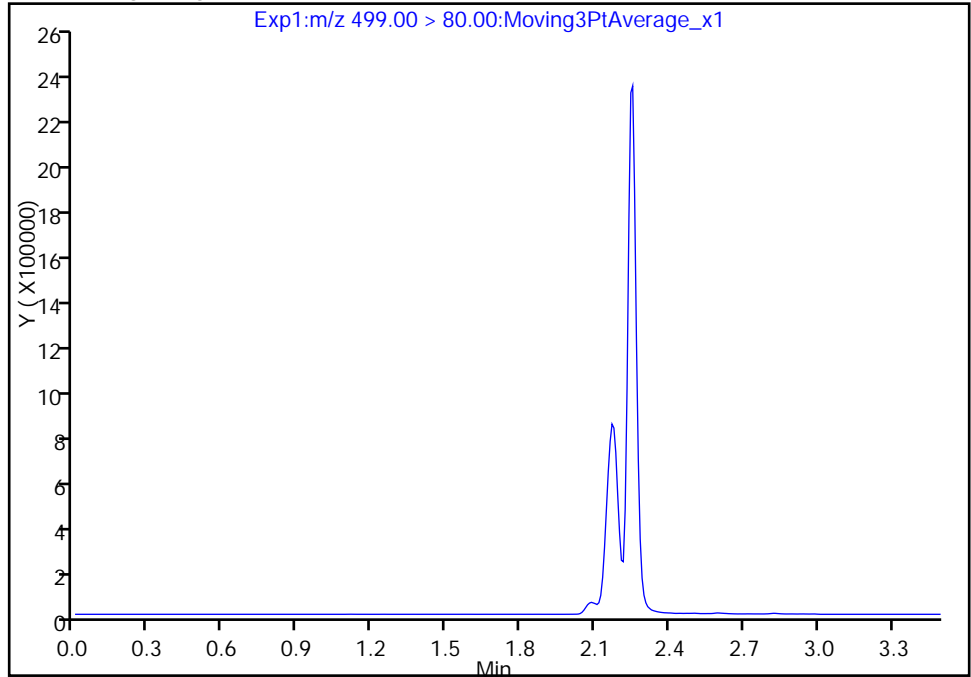
Data File: \\ChromNa\Sacramento\ChromData\A8_N\20170227-40293.b\2017.02.27C_537_003.d
Injection Date: 27-Feb-2017 15:05:42 Instrument ID: A8_N
Lims ID: LCS 320-152216/2-A
Client ID:
Operator ID: A8-PC\A8 ALS Bottle#: 2 Worklist Smp#: 3
Injection Vol: 2.0 ul Dil. Factor: 1.0000
Method: 537_A8_N Limit Group: LC 537 ICAL
Column: Detector EXP1

8 Perfluorooctane sulfonic acid, CAS: 1763-23-1

Signal: 1

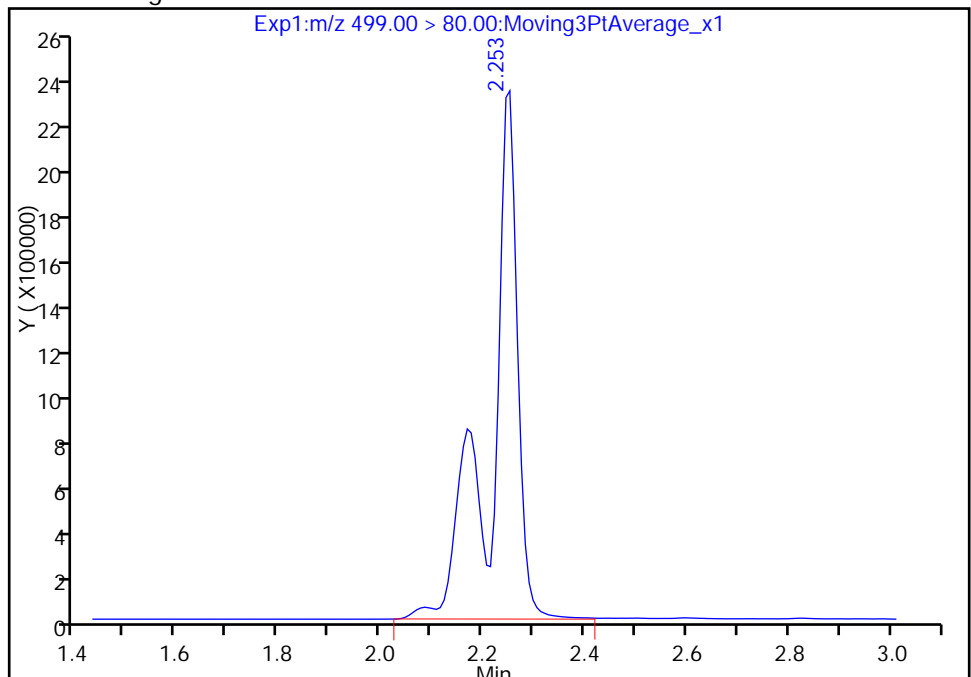
Not Detected
Expected RT: 2.25

Processing Integration Results



Manual Integration Results

RT: 2.25
Area: 8574357
Amount: 33.317215
Amount Units: ng/ml



Reviewer: barnettj, 27-Feb-2017 16:54:33

Audit Action: Manually Integrated

Audit Reason: Missed Peak

FORM I
LCMS ORGANICS ANALYSIS DATA SHEET

Lab Name: TestAmerica Sacramento Job No.: 320-26006-1
 SDG No.: _____
 Client Sample ID: _____ Lab Sample ID: LCSD 320-152216/3-A
 Matrix: Water Lab File ID: 2017.02.27C_537_004.d
 Analysis Method: 537 Date Collected: _____
 Extraction Method: 537 Date Extracted: 02/25/2017 13:09
 Sample wt/vol: 250.00 (mL) Date Analyzed: 02/27/2017 15:10
 Con. Extract Vol.: 1.00 (mL) Dilution Factor: 1
 Injection Volume: 2 (uL) GC Column: GeminiC18 3x100 ID: 3 (mm)
 % Moisture: _____ GPC Cleanup: (Y/N) N
 Analysis Batch No.: 152402 Units: ug/L

CAS NO.	COMPOUND NAME	RESULT	Q	LOQ	LOD	DL
1763-23-1	Perfluorooctanesulfonic acid (PFOS)	0.138	M	0.060	0.048	0.016
335-67-1	Perfluorooctanoic acid (PFOA)	0.0657		0.030	0.024	0.0094
375-73-5	Perfluorobutanesulfonic acid (PFBS)	0.304		0.14	0.11	0.048

CAS NO.	SURROGATE	%REC	Q	LIMITS
STL00993	13C2 PFHxA	87		70-130
STL00996	13C2 PFDA	94		70-130

TestAmerica Sacramento
Target Compound Quantitation Report

Data File: \\ChromNa\Sacramento\ChromData\A8_N\20170227-40293.b\2017.02.27C_537_004.d
 Lims ID: LCSD 320-152216/3-A
 Client ID:
 Sample Type: LCSD
 Inject. Date: 27-Feb-2017 15:10:06 ALS Bottle#: 3 Worklist Smp#: 4
 Injection Vol: 2.0 ul Dil. Factor: 1.0000
 Sample Info: lcsd 320-152216/3-a
 Misc. Info.: Plate: 1 Rack: 2
 Operator ID: A8-PC\A8 Instrument ID: A8_N
 Method: \\ChromNa\Sacramento\ChromData\A8_N\20170227-40293.b\537_A8_N.m
 Limit Group: LC 537 ICAL
 Last Update: 27-Feb-2017 16:54:27 Calib Date: 26-Jan-2017 11:25:03
 Integrator: Picker
 Quant Method: Internal Standard Quant By: Initial Calibration
 Last ICal File: \\ChromNA\Sacramento\ChromData\A8_N\20170126-39222.b\2017.01.26_537_CURVE_009.d
 Column 1 : Det: EXP1
 Process Host: XAWRK031

First Level Reviewer: barnettj Date: 27-Feb-2017 16:09:19

Signal	RT	EXP RT	DLT RT	REL RT	Response	Amount ng/ml	Ratio(Limits)	S/N	Flags
1 Perfluorobutanesulfonic acid									
298.90 > 80.00	1.510	1.510	0.0	1.000	27655843	75.9		1578	
298.90 > 99.00	1.510	1.510	0.0	1.000	13569512		2.04(0.00-0.00)	2005	
\$ 2 13C2 PFHxA									
315.00 > 270.00	1.639	1.638	0.001	1.000	2281961	8.65		5855	
3 Perfluorohexanesulfonic acid									
399.00 > 80.00	1.798	1.787	0.011	1.000	9632465	25.6		1890	
4 Perfluoroheptanoic acid									
363.00 > 319.00	1.798	1.788	0.010	1.000	2015503	8.55		237	
* 6 13C2-PFOA									
415.00 > 370.00	2.003	1.979	0.024		2443672	10.0		5038	
5 Perfluorooctanoic acid									
413.00 > 369.00	2.003	1.980	0.023	1.000	3714144	16.4		440	
413.00 > 169.00	2.003	1.980	0.023	1.000	2200318		1.69(0.00-0.00)	2082	
* 7 13C4 PFOS									
503.00 > 80.00	2.253	2.220	0.033		6409341	28.7		5872	
9 Perfluorononanoic acid									
463.00 > 419.00	2.261	2.229	0.032	1.000	3082431	18.5		880	
8 Perfluorooctane sulfonic acid									
499.00 > 80.00	2.253	2.246	0.007	1.000	8624620	34.6		2162	M
499.00 > 99.00	2.253	2.246	0.007	1.000	1988749		4.34(0.00-0.00)	1654	M
\$ 10 13C2 PFDA									
515.00 > 470.00	2.397	2.384	0.013	1.000	1485018	9.41		3597	

QC Flag Legend

Review Flags

M - Manually Integrated

TestAmerica Sacramento

Data File: \\ChromNa\Sacramento\ChromData\A8_N\20170227-40293.b\2017.02.27C_537_004.d

Injection Date: 27-Feb-2017 15:10:06

Instrument ID: A8_N

Lims ID: LCSD 320-152216/3-A

Client ID:

Operator ID: A8-PC\A8

ALS Bottle#: 3

Worklist Smp#: 4

Injection Vol: 2.0 ul

Dil. Factor: 1.0000

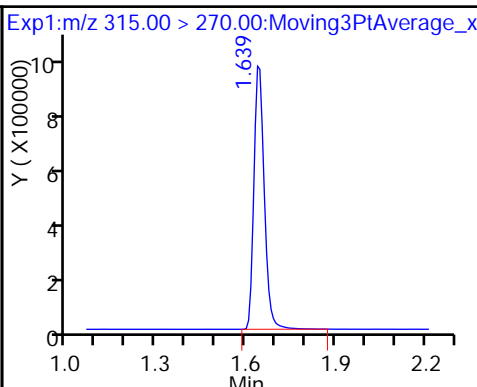
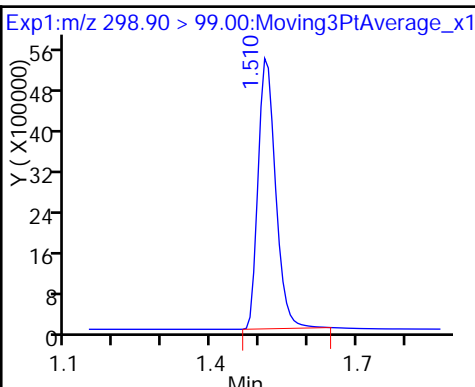
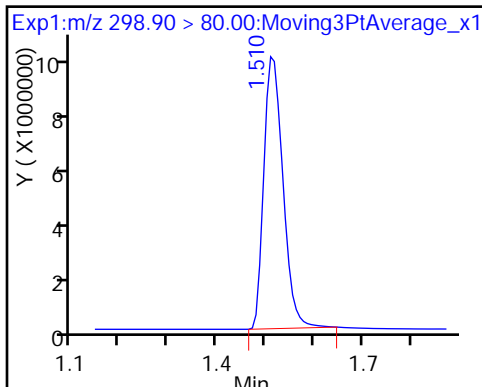
Method: 537_A8_N

Limit Group: LC 537 ICAL

1 Perfluorobutanesulfonic acid

1 Perfluorobutanesulfonic acid

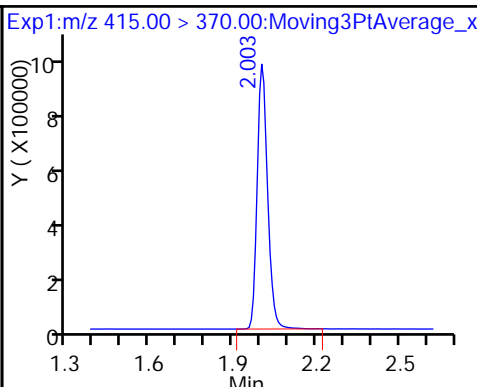
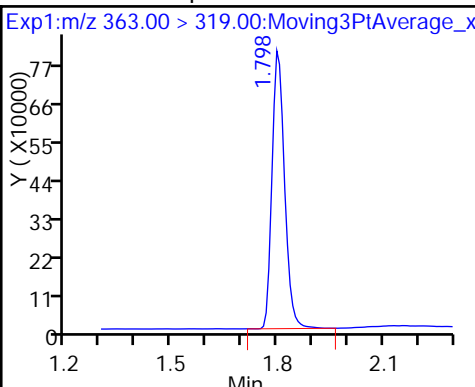
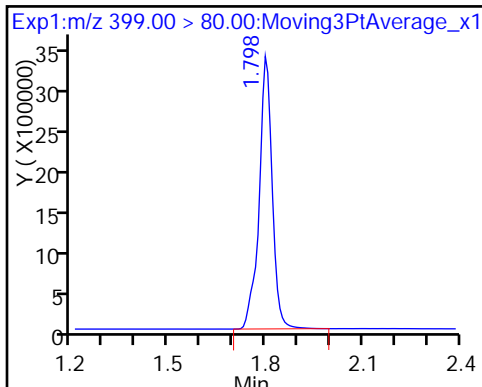
\$ 2 13C2 PFHxA



3 Perfluorohexanesulfonic acid

4 Perfluoroheptanoic acid

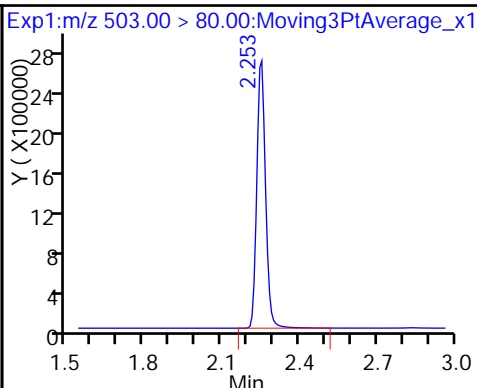
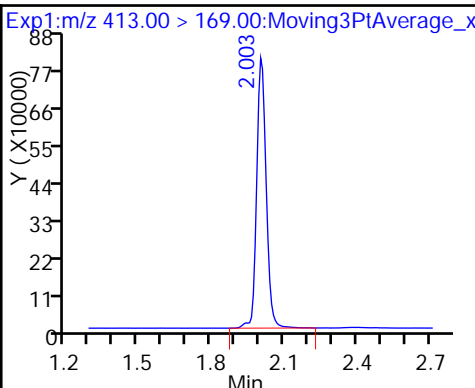
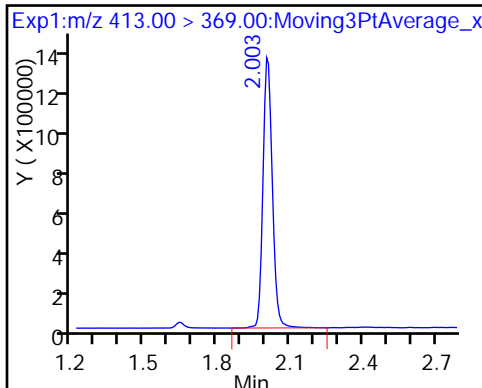
* 6 13C2-PFOA



5 Perfluorooctanoic acid

5 Perfluorooctanoic acid

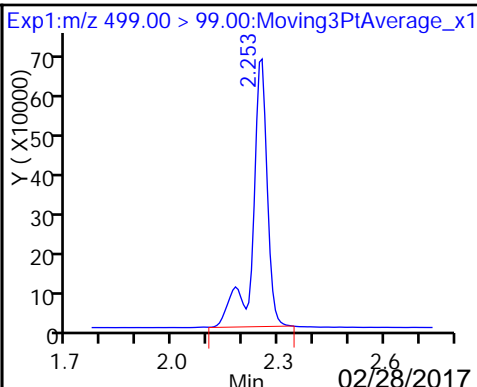
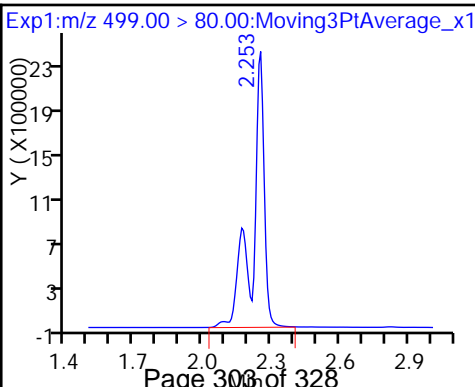
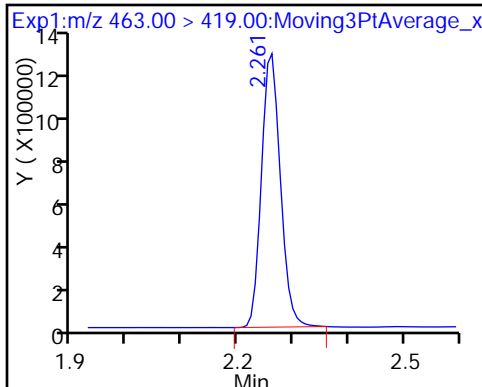
* 7 13C4 PFOS



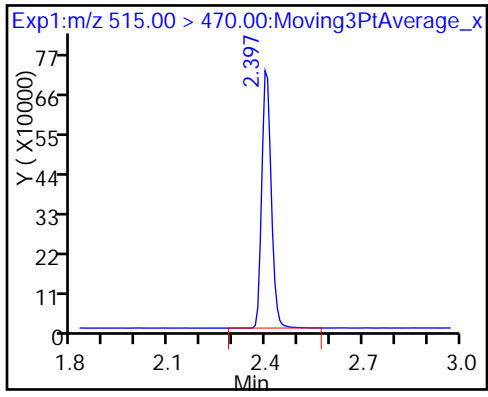
9 Perfluorononanoic acid

8 Perfluorooctane sulfonic acid (M)

8 Perfluorooctane sulfonic acid (M)



\$ 10 13C2 PFDA



TestAmerica Sacramento
Recovery Report

Data File: \\ChromNa\Sacramento\ChromData\A8_N\20170227-40293.b\2017.02.27C_537_004.d
 Lims ID: LCSD 320-152216/3-A
 Client ID:
 Sample Type: LCSD
 Inject. Date: 27-Feb-2017 15:10:06 ALS Bottle#: 3 Worklist Smp#: 4
 Injection Vol: 2.0 ul Dil. Factor: 1.0000
 Sample Info: lcsd 320-152216/3-a
 Misc. Info.: Plate: 1 Rack: 2
 Operator ID: A8-PC\A8 Instrument ID: A8_N
 Method: \\ChromNa\Sacramento\ChromData\A8_N\20170227-40293.b\537_A8_N.m
 Limit Group: LC 537 ICAL
 Last Update: 27-Feb-2017 16:54:27 Calib Date: 26-Jan-2017 11:25:03
 Integrator: Picker
 Quant Method: Internal Standard Quant By: Initial Calibration
 Last ICal File: \\ChromNA\Sacramento\ChromData\A8_N\20170126-39222.b\2017.01.26_537_CURVE_009.d
 Column 1 : Det: EXP1
 Process Host: XAWRK031

First Level Reviewer: barnettj Date: 27-Feb-2017 16:09:19

Compound	Amount Added	Amount Recovered	% Rec.
\$ 2 13C2 PFHxA	10.0	8.65	86.53
\$ 10 13C2 PFDA	10.0	9.41	94.13

TestAmerica Sacramento

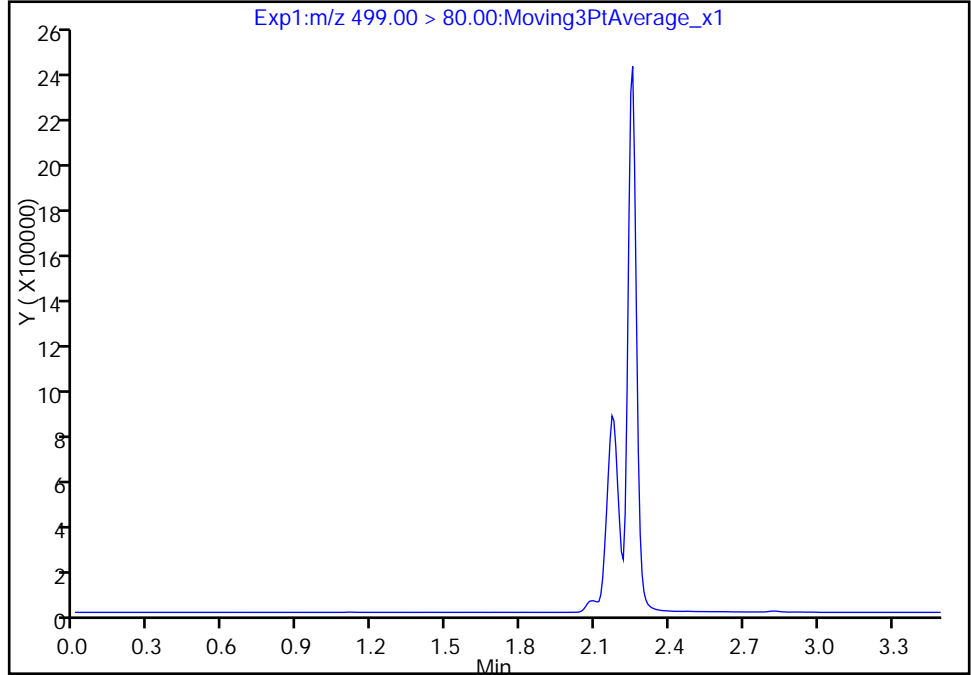
Data File: \\ChromNa\Sacramento\ChromData\A8_N\20170227-40293.b\2017.02.27C_537_004.d
Injection Date: 27-Feb-2017 15:10:06 Instrument ID: A8_N
Lims ID: LCSD 320-152216/3-A
Client ID:
Operator ID: A8-PC\A8 ALS Bottle#: 3 Worklist Smp#: 4
Injection Vol: 2.0 ul Dil. Factor: 1.0000
Method: 537_A8_N Limit Group: LC 537 ICAL
Column: Detector EXP1

8 Perfluorooctane sulfonic acid, CAS: 1763-23-1

Signal: 1

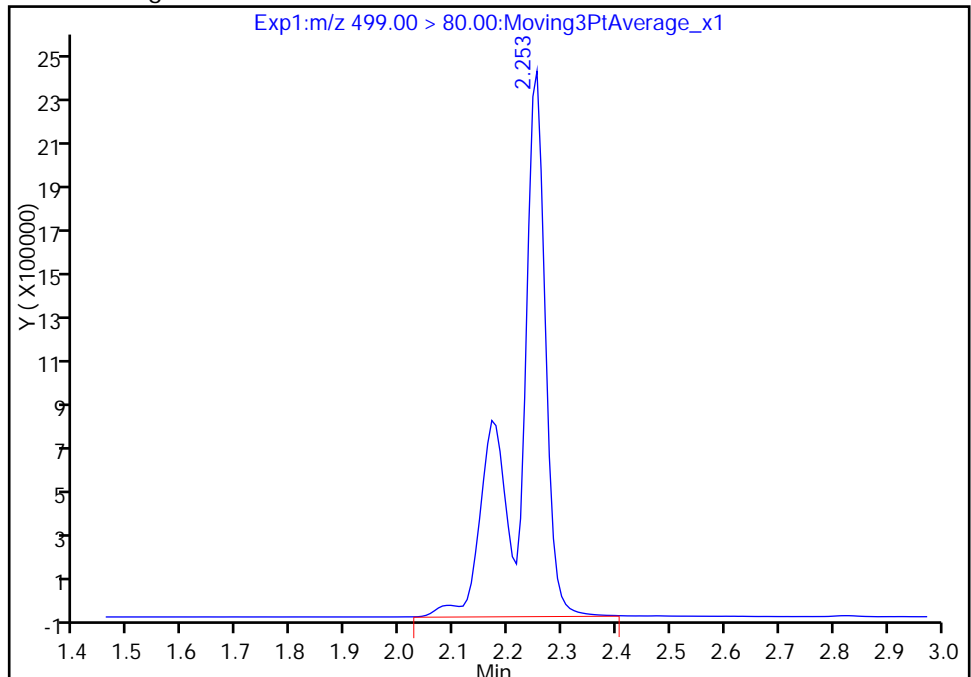
Not Detected
Expected RT: 2.25

Processing Integration Results



Manual Integration Results

RT: 2.25
Area: 8624620
Amount: 34.568122
Amount Units: ng/ml



Reviewer: barnettj, 27-Feb-2017 16:54:36
Audit Action: Assigned Compound ID

Audit Reason: Missed Peak

TestAmerica Sacramento

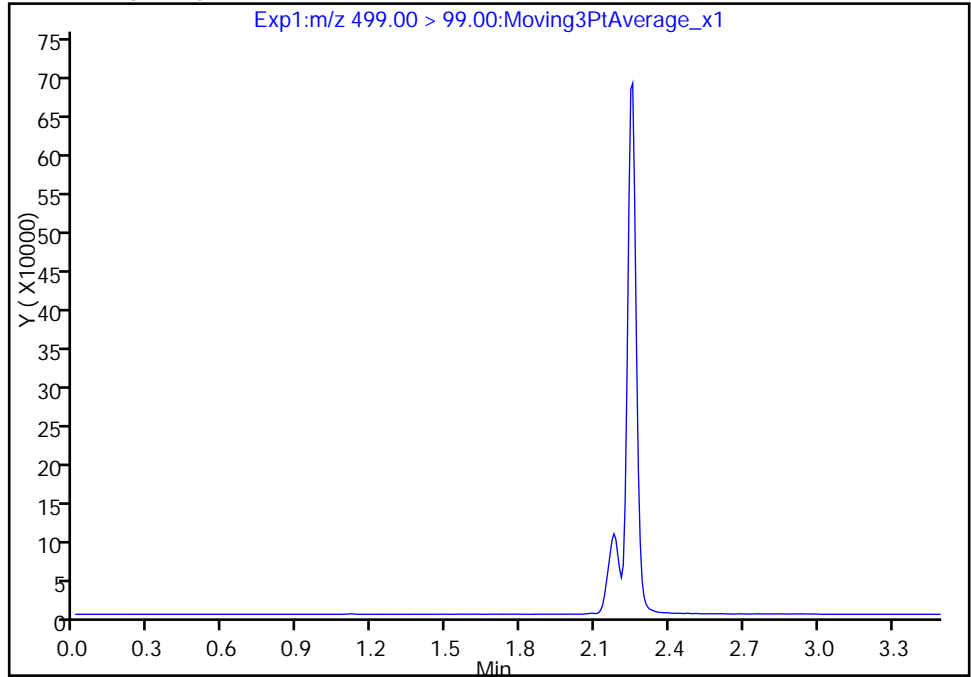
Data File: \\ChromNa\Sacramento\ChromData\A8_N\20170227-40293.b\2017.02.27C_537_004.d
Injection Date: 27-Feb-2017 15:10:06 Instrument ID: A8_N
Lims ID: LCSD 320-152216/3-A
Client ID:
Operator ID: A8-PC\A8 ALS Bottle#: 3 Worklist Smp#: 4
Injection Vol: 2.0 ul Dil. Factor: 1.0000
Method: 537_A8_N Limit Group: LC 537 ICAL
Column: Detector EXP1

8 Perfluorooctane sulfonic acid, CAS: 1763-23-1

Signal: 2

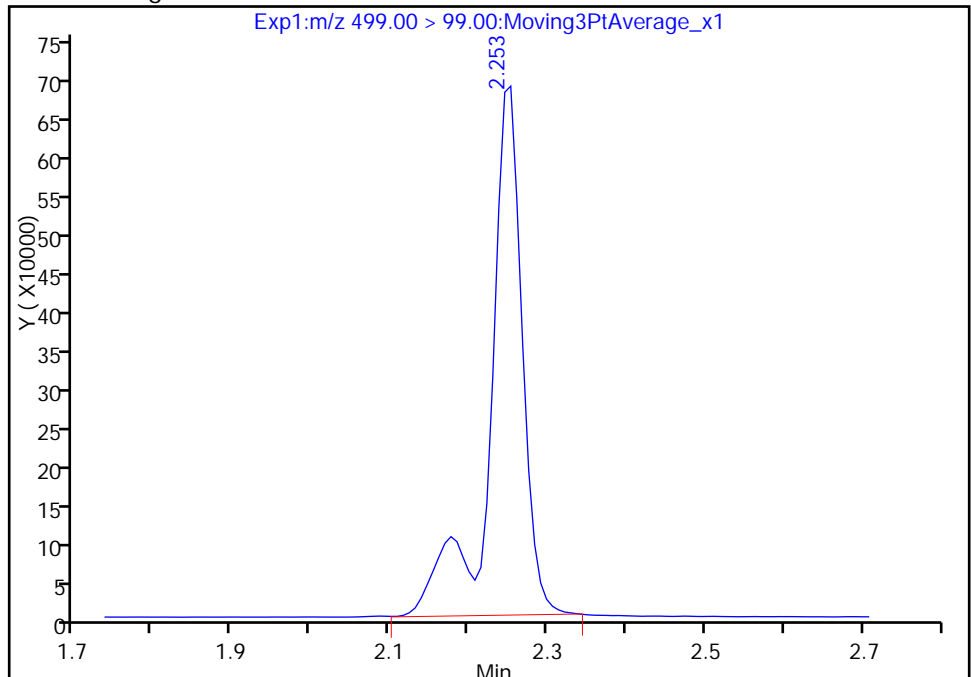
Not Detected
Expected RT: 2.25

Processing Integration Results



Manual Integration Results

RT: 2.25
Area: 1988749
Amount: 34.568122
Amount Units: ng/ml



TestAmerica Sacramento

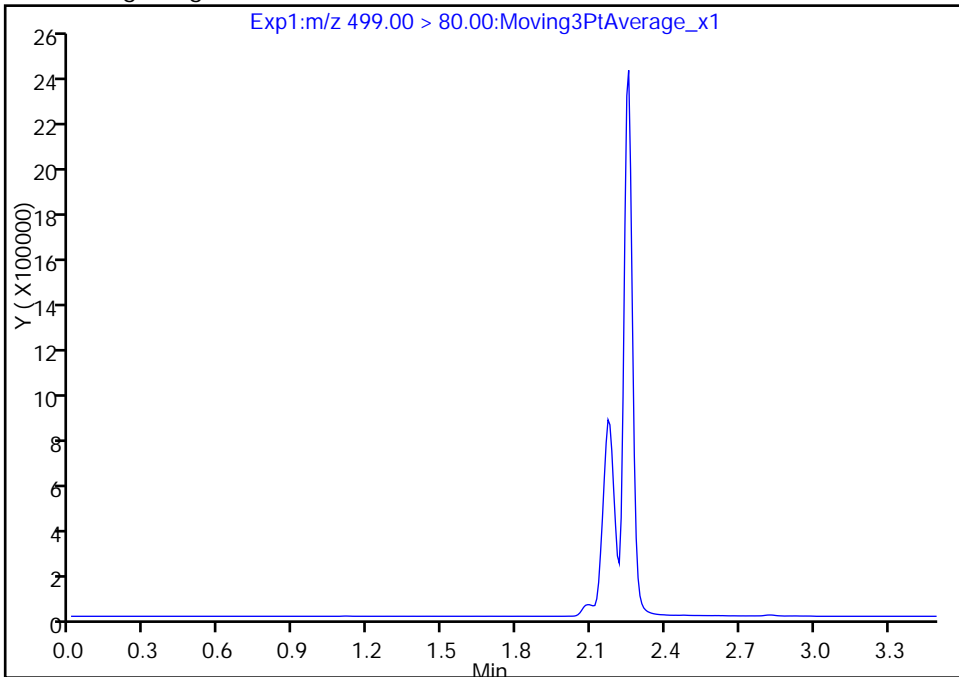
Data File: \\ChromNa\Sacramento\ChromData\A8_N\20170227-40293.b\2017.02.27C_537_004.d
Injection Date: 27-Feb-2017 15:10:06 Instrument ID: A8_N
Lims ID: LCSD 320-152216/3-A
Client ID:
Operator ID: A8-PC\A8 ALS Bottle#: 3 Worklist Smp#: 4
Injection Vol: 2.0 ul Dil. Factor: 1.0000
Method: 537_A8_N Limit Group: LC 537 ICAL
Column: Detector EXP1

8 Perfluorooctane sulfonic acid, CAS: 1763-23-1

Signal: 1

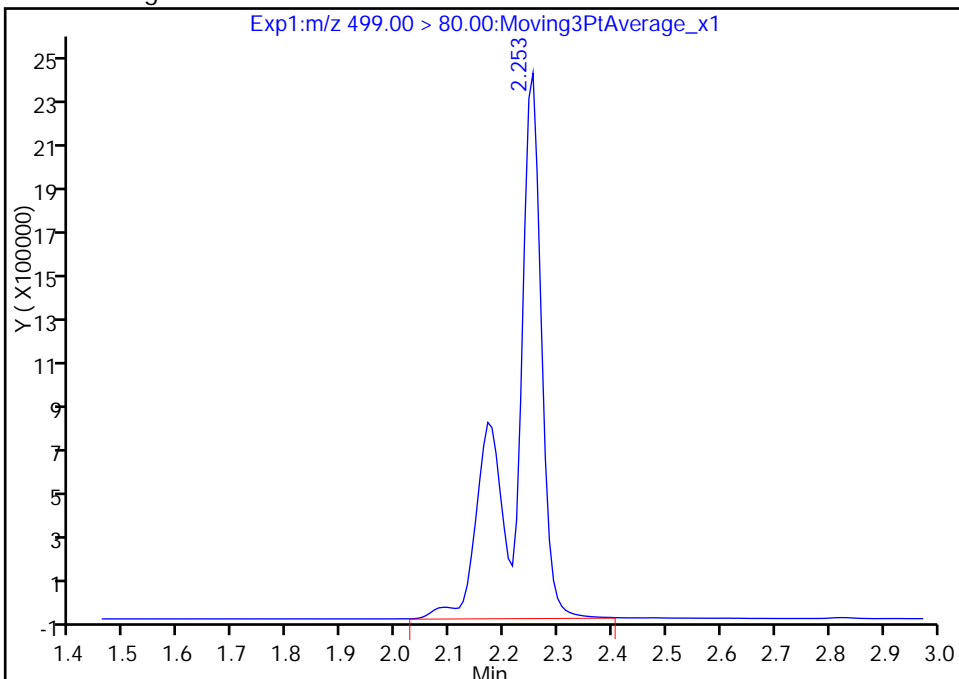
Not Detected
Expected RT: 2.25

Processing Integration Results



Manual Integration Results

RT: 2.25
Area: 8624620
Amount: 34.568122
Amount Units: ng/ml



LCMS ANALYSIS RUN LOG

Lab Name: TestAmerica Sacramento Job No.: 320-26006-1

SDG No.: _____

Instrument ID: A8_N Start Date: 01/26/2017 11:03

Analysis Batch Number: 147939 End Date: 01/26/2017 11:46

LAB SAMPLE ID	CLIENT SAMPLE ID	DATE ANALYZED	DILUTION FACTOR	LAB FILE ID	COLUMN ID
IC 320-147939/4		01/26/2017 11:03	1	2017.01.26_537_ CURVE 004.d	Acquity 2.1(mm)
IC 320-147939/5		01/26/2017 11:07	1	2017.01.26_537_ CURVE 005.d	Acquity 2.1(mm)
IC 320-147939/6		01/26/2017 11:11	1	2017.01.26_537_ CURVE 006.d	Acquity 2.1(mm)
IC 320-147939/7 ICISAV		01/26/2017 11:16	1	2017.01.26_537_ CURVE 007.d	Acquity 2.1(mm)
IC 320-147939/8		01/26/2017 11:20	1	2017.01.26_537_ CURVE 008.d	Acquity 2.1(mm)
IC 320-147939/9		01/26/2017 11:25	1	2017.01.26_537_ CURVE 009.d	Acquity 2.1(mm)
ZZZZZ		01/26/2017 11:29	1		Acquity 2.1(mm)
CCVL 320-147939/11		01/26/2017 11:33	1	2017.01.26_537_ CURVE 011.d	Acquity 2.1(mm)
ZZZZZ		01/26/2017 11:38	1		Acquity 2.1(mm)
ICV 320-147939/13		01/26/2017 11:42	1	2017.01.26_537_ CURVE 013.d	Acquity 2.1(mm)
ZZZZZ		01/26/2017 11:46	1		Acquity 2.1(mm)

LCMS ANALYSIS RUN LOG

Lab Name: TestAmerica Sacramento Job No.: 320-26006-1

SDG No.: _____

Instrument ID: A8_N Start Date: 02/27/2017 11:03

Analysis Batch Number: 152311 End Date: 02/27/2017 11:03

LAB SAMPLE ID	CLIENT SAMPLE ID	DATE ANALYZED	DILUTION FACTOR	LAB FILE ID	COLUMN ID
CCV 320-152311/3 CCVL		02/27/2017 11:03	1	2017.02.27A_537 003.d	GeminiC18 3x100 3(mm)

LCMS ANALYSIS RUN LOG

Lab Name: TestAmerica Sacramento Job No.: 320-26006-1

SDG No.: _____

Instrument ID: A8_N Start Date: 02/27/2017 14:56

Analysis Batch Number: 152402 End Date: 02/27/2017 15:45

LAB SAMPLE ID	CLIENT SAMPLE ID	DATE ANALYZED	DILUTION FACTOR	LAB FILE ID	COLUMN ID
CCV 320-152402/1 CCVIS		02/27/2017 14:56	1	2017.02.27C_537 001.d	GeminiC18 3x100 3(mm)
MB 320-152216/1-A		02/27/2017 15:01	1	2017.02.27C_537 002.d	GeminiC18 3x100 3(mm)
LCS 320-152216/2-A		02/27/2017 15:05	1	2017.02.27C_537 003.d	GeminiC18 3x100 3(mm)
LCSD 320-152216/3-A		02/27/2017 15:10	1	2017.02.27C_537 004.d	GeminiC18 3x100 3(mm)
ZZZZZ		02/27/2017 15:14	1		GeminiC18 3x100 3(mm)
ZZZZZ		02/27/2017 15:18	1		GeminiC18 3x100 3(mm)
ZZZZZ		02/27/2017 15:23	1		GeminiC18 3x100 3(mm)
ZZZZZ		02/27/2017 15:27	1		GeminiC18 3x100 3(mm)
320-26006-1		02/27/2017 15:32	1	2017.02.27C_537 009.d	GeminiC18 3x100 3(mm)
320-26006-2		02/27/2017 15:36	1	2017.02.27C_537 010.d	GeminiC18 3x100 3(mm)
320-26006-3		02/27/2017 15:40	1	2017.02.27C_537 011.d	GeminiC18 3x100 3(mm)
CCV 320-152402/12 CCVIS		02/27/2017 15:45	1	2017.02.27C_537 012.d	GeminiC18 3x100 3(mm)

LCMS ANALYSIS RUN LOG

Lab Name: TestAmerica Sacramento Job No.: 320-26006-1

SDG No.: _____

Instrument ID: A8_N Start Date: 02/27/2017 15:45

Analysis Batch Number: 152403 End Date: 02/27/2017 16:29

LAB SAMPLE ID	CLIENT SAMPLE ID	DATE ANALYZED	DILUTION FACTOR	LAB FILE ID	COLUMN ID
CCV 320-152403/12 CCVIS		02/27/2017 15:45	1	2017.02.27C_537 012.d	GeminiC18 3x100 3(mm)
320-26006-4		02/27/2017 15:49	1	2017.02.27C_537 013.d	GeminiC18 3x100 3(mm)
320-26006-5		02/27/2017 15:54	1	2017.02.27C_537 014.d	GeminiC18 3x100 3(mm)
320-26006-6		02/27/2017 15:58	1	2017.02.27C_537 015.d	GeminiC18 3x100 3(mm)
320-26006-7		02/27/2017 16:02	1	2017.02.27C_537 016.d	GeminiC18 3x100 3(mm)
320-26006-8		02/27/2017 16:07	1	2017.02.27C_537 017.d	GeminiC18 3x100 3(mm)
320-26006-9		02/27/2017 16:11	1	2017.02.27C_537 018.d	GeminiC18 3x100 3(mm)
320-26006-10		02/27/2017 16:16	1	2017.02.27C_537 019.d	GeminiC18 3x100 3(mm)
320-26006-11		02/27/2017 16:20	1	2017.02.27C_537 020.d	GeminiC18 3x100 3(mm)
320-26006-12		02/27/2017 16:25	1	2017.02.27C_537 021.d	GeminiC18 3x100 3(mm)
CCV 320-152403/22 CCVIS		02/27/2017 16:29	1	2017.02.27C_537 022.d	GeminiC18 3x100 3(mm)

LCMS ANALYSIS RUN LOG

Lab Name: TestAmerica Sacramento Job No.: 320-26006-1

SDG No.: _____

Instrument ID: A8_N Start Date: 02/27/2017 16:29

Analysis Batch Number: 152411 End Date: 02/27/2017 16:38

LAB SAMPLE ID	CLIENT SAMPLE ID	DATE ANALYZED	DILUTION FACTOR	LAB FILE ID	COLUMN ID
CCV 320-152411/22 CCVIS		02/27/2017 16:29	1	2017.02.27C_537 022.d	GeminiC18 3x100 3(mm)
320-26006-1 DL		02/27/2017 16:34	20	2017.02.27C_537 023.d	GeminiC18 3x100 3(mm)
CCV 320-152411/24 CCVIS		02/27/2017 16:38	1	2017.02.27C_537 024.d	GeminiC18 3x100 3(mm)

LCMS BATCH WORKSHEET

Lab Name: TestAmerica Sacramento Job No.: 320-26006-1

SDG No.: _____

Batch Number: 152216 Batch Start Date: 02/25/17 13:09 Batch Analyst: Reed, Jonathan E

Batch Method: 537 Batch End Date: 02/27/17 13:55

Lab Sample ID	Client Sample ID	Method Chain	Basis	GrossWeight	TareWeight	InitialAmount	FinalAmount	ReceivedpH	LC537-IS 00030
MB 320-152216/1		537, 537				250.00 mL	1.00 mL	7 SU	20 uL
LCS 320-152216/2		537, 537				250.00 mL	1.00 mL	7 SU	20 uL
LCSD 320-152216/3		537, 537				250.00 mL	1.00 mL	7 SU	20 uL
320-26006-A-1	WI-AF-1RW32-0217	537, 537	T	290.70 g	28.93 g	261.8 mL	1.00 mL	7 SU	20 uL
320-26006-A-2	WI-AF-1FB32-0217	537, 537	T	304.42 g	26.89 g	277.5 mL	1.00 mL	7 SU	20 uL
320-26006-A-3	WI-AF-1RW33-0217	537, 537	T	302.52 g	26.84 g	275.7 mL	1.00 mL	7 SU	20 uL
320-26006-A-4	WI-AF-1FB33-0217	537, 537	T	309.34 g	25.82 g	283.5 mL	1.00 mL	7 SU	20 uL
320-26006-A-5	WI-AF-1RW34-0217	537, 537	T	300.33 g	26.21 g	274.1 mL	1.00 mL	7 SU	20 uL
320-26006-A-6	WI-AF-1FB34-0217	537, 537	T	308.90 g	26.58 g	282.3 mL	1.00 mL	7 SU	20 uL
320-26006-A-7	WI-AF-1RW35-0217	537, 537	T	299.45 g	28.69 g	270.8 mL	1.00 mL	7 SU	20 uL
320-26006-A-8	WI-AF-1FB35-0217	537, 537	T	306.03 g	25.83 g	280.2 mL	1.00 mL	7 SU	20 uL
320-26006-A-9	WI-AF-1RW36-0217	537, 537	T	295.16 g	27.31 g	267.9 mL	1.00 mL	7 SU	20 uL
320-26006-A-10	WI-AF-1FB36-0217	537, 537	T	311.18 g	26.42 g	284.8 mL	1.00 mL	7 SU	20 uL
320-26006-A-11	WI-AF-1RW37-0217	537, 537	T	302.59 g	27.10 g	275.5 mL	1.00 mL	7 SU	20 uL
320-26006-A-12	WI-AF-1FB37-0217	537, 537	T	311.58 g	26.21 g	285.4 mL	1.00 mL	7 SU	20 uL

Lab Sample ID	Client Sample ID	Method Chain	Basis	LC537-MSP 00017	LC537-SU 00030	AnalysisComment			
MB 320-152216/1		537, 537			50 uL	Chlorine: ND			
LCS 320-152216/2		537, 537		50 uL	50 uL	Chlorine: ND			
LCSD 320-152216/3		537, 537		50 uL	50 uL	Chlorine: ND			
320-26006-A-1	WI-AF-1RW32-0217	537, 537	T		50 uL	Chlorine: ND			
320-26006-A-2	WI-AF-1FB32-0217	537, 537	T		50 uL	Chlorine: ND			
320-26006-A-3	WI-AF-1RW33-0217	537, 537	T		50 uL	Chlorine: ND			
320-26006-A-4	WI-AF-1FB33-0217	537, 537	T		50 uL	Chlorine: ND			
320-26006-A-5	WI-AF-1RW34-0217	537, 537	T		50 uL	Chlorine: ND			
320-26006-A-6	WI-AF-1FB34-0217	537, 537	T		50 uL	Chlorine: ND			
320-26006-A-7	WI-AF-1RW35-0217	537, 537	T		50 uL	Chlorine: ND			
320-26006-A-8	WI-AF-1FB35-0217	537, 537	T		50 uL	Chlorine: ND			

The pound sign (#) in the amount added field denotes that the reagent was used undiluted. All calculations are performed using the stated concentration for this reagent.

LCMS BATCH WORKSHEET

Lab Name: TestAmerica Sacramento Job No.: 320-26006-1

SDG No.: _____

Batch Number: 152216 Batch Start Date: 02/25/17 13:09 Batch Analyst: Reed, Jonathan E

Batch Method: 537 Batch End Date: 02/27/17 13:55

Lab Sample ID	Client Sample ID	Method Chain	Basis	LC537-MSP 00017	LC537-SU 00030	AnalysisComment			
320-26006-A-9	WI-AF-1RW36-0217	537, 537	T		50 uL	Chlorine: ND			
320-26006-A-10	WI-AF-1FB36-0217	537, 537	T		50 uL	Chlorine: ND			
320-26006-A-11	WI-AF-1RW37-0217	537, 537	T		50 uL	Chlorine: ND			
320-26006-A-12	WI-AF-1FB37-0217	537, 537	T		50 uL	Chlorine: ND			

Batch Notes	
Manifold ID	1,10
Methanol ID	851507
Pipette ID	MD05306
Analyst ID - IS Reagent Drop	JER
Analyst ID - IS Reagent Drop Witness	HJA
Analyst ID - SU Reagent Drop	JER
Analyst ID - SU Reagent Drop Witness	SKV
Analyst ID - TA Reagent Drop	JER
Analyst ID - TA Reagent Drop Witness	SKV
SPE Cartridge ID	6341059-04
Trizma ID	SLBR4303V
Reagent Water ID	2/21/17

Basis	Basis Description
T	Total/NA

The pound sign (#) in the amount added field denotes that the reagent was used undiluted. All calculations are performed using the stated concentration for this reagent.

A8

Job No: 26005, 26006 Instrument ID & Date: 2-27-17 ICAL Batch: 147939
 Extraction Batch: 152216 Worklist #: 40293 TALS Batch: 152402, 152403, 152411

Review Items	-- Level 1 --			Level 2
	Yes	No	N/A	
Initial Calibration				
1. Is ICAL verified and locked in Chrom & TALS?	✓			✓
2. Is ICV properly linked in TALS?	✓			✓
Continuing Calibration				
1. Low-range CCV injected at start of analytical run? CCV injected after every 10 samples and at the end of the analytical run and alternated between Low-range, Mid-range and High-range?	✓			✓
2. If sequence was not after an ICAL was a low and mid range CCV injected at the start of the analytical run?	✓			✓
3. Native compounds and surrogates in control? Low-range within ±50% of true value Mid and High-range within ±30% of true value	✓			✓
4. Internal Standard areas in control? Areas ≥ 50% of average area of the ICAL and 70-140% of the most recent CCV.	✓			✓
Client Samples & QC Sample Results				
1. Were preparation and analysis done within holding times?	✓			✓
2. Are Chromatograms reviewed and spectra verified?	✓			✓
3. Are positive results within calibration range?	✓			✓
4. Dilutions due to target cpds? <u>1</u> Dilutions due to non-targets? <u> </u>	✓			✓
5. All target compounds in MB < 1/3 RL ? (Requires NCM if "no.")	✓			✓
6. Are target constituents in LCS/LCSD within method control limits?	✓			✓
7. Internal Standard areas in control for all samples and QC reported? ±50% from the average area of the ICAL and 70-140% of the most recent CCV	✓			✓
8. Do results (e.g., dilutions/trip blanks) make sense?	✓			✓
9. Are MS/MSD recoveries and RPDs within method control limits?			✓	
10. Are all QC samples properly linked in TALS?	✓			✓
11. All manual integrations appropriate and completely documented?	✓			✓
12. Are nonconformances documented as NCMs?	✓			✓
13. Are all Chrom graphics uploaded?	✓			✓

1st Level Reviewer / Date: JRB 2-28-17

2nd Level Reviewer / Date: Sub for MW Sk 2/28/17

NCM # and Comments: 79261

A8

Instrument ID & Date: 1-26-17 Worklist#: 39222

ICAL Batch: 147939, 147974 Calibration ID number: 27929, 27930

Review Items	-- Level 1 --			Level 2
	Yes	No	N/A	
Initial Calibration				
1. Mass calibration, as needed, verified by full scan of PFC stock standard. All PFC ions used for quantitation are within 0.3 m/z of true mass?	✓			✓
2. Responses increase with increasing concentration?	✓			✓
3. Fit used (circle): <u>Average</u> Linear (1/x ²)Linear <u>Quadratic</u> (6 points minimum)				✓
4. Meets fit criteria? Intercept ≤ ½ RL RSD ≤ 30% for Average R ² ≥ 0.990 for Linear R ² ≥ 0.990 for Quadratic NOTE: "Force through Zero" must be used and weighted if needed	✓			✓
5. If quadratic fit used the curve does not "bend over".	✓			✓
6. Feed calibration points into the calculated curve. Are points ≤MRL within ±50% of true value? Are points >MRL within ±30% of true value?	✓			✓
7. Any carryover from the high calibration point must be < 1/3 RL	✓			✓
8. Asymmetry check meets criteria for the first two eluting peaks? (0.8 - 1.5).	✓			✓
9. Is the asymmetry check scanned and linked in TALS to the calibration point?	✓			✓
10. Is ICV (2 nd source) ± 30% of true value?	✓			✓
11. Is ICV (2 nd source) internal standards ±50% of average area of the ICAL?	✓			✓
12. ICAL locked in Chrom and uploaded to TALS?	✓			
13. ICAL locked in TALS and scanned?				✓

1st Level Reviewer / Date: JRB 1-26-17

2nd Level Reviewer / Date: mwj 1/27/2017

NCM # and Comments: _____

TestAmerica Laboratories
Worklist QC Batch Report

Worklist Name: 27FEB2017B_537

Worklist Number: 40293

Instrument Name: A8_N

Chrom Method: 537_A8_N

Data Directory: \\ChromNa\Sacramento\ChromData\A8_N\20170227-40293.b

QC Batching: Enabled

Limit Group Batching: Enabled

QC Batch: 1	LC 537 ICAL Raw Batch: 152402
# 1 CCV L5	# 1 CCV L5
# 2 MB 320-152216/1-A	# 2 MB 320-152216/1-A
# 3 LCS 320-152216/2-A	# 3 LCS 320-152216/2-A
# 4 LCSD 320-152216/3-A	# 4 LCSD 320-152216/3-A
# 5 320-26005-A-1-A	# 5 320-26005-A-1-A
# 6 320-26005-A-2-A	# 6 320-26005-A-2-A
# 7 320-26005-A-3-A	# 7 320-26005-A-3-A
# 8 320-26005-A-4-A	# 8 320-26005-A-4-A
# 9 320-26006-A-1-A	# 9 320-26006-A-1-A
#10 320-26006-A-2-A	#10 320-26006-A-2-A
#11 320-26006-A-3-A	#11 320-26006-A-3-A
#12 CCV L3	#12 CCV L3

QC Batch: 2	LC 537 ICAL Raw Batch: 152403
#12 CCV L3	#12 CCV L3
#13 320-26006-A-4-A	#13 320-26006-A-4-A
#14 320-26006-A-5-A	#14 320-26006-A-5-A
#15 320-26006-A-6-A	#15 320-26006-A-6-A
#16 320-26006-A-7-A	#16 320-26006-A-7-A
#17 320-26006-A-8-A	#17 320-26006-A-8-A
#18 320-26006-A-9-A	#18 320-26006-A-9-A
#19 320-26006-A-10-A	#19 320-26006-A-10-A
#20 320-26006-A-11-A	#20 320-26006-A-11-A
#21 320-26006-A-12-A	#21 320-26006-A-12-A
#22 CCV L5	#22 CCV L5

QC Batch: 3	LC 537 ICAL Raw Batch: 152411
#22 CCV L5	#22 CCV L5
#23 320-26006-A-1-A	#23 320-26006-A-1-A
#24 CCV L3	#24 CCV L3

Aqueous Extraction Analysis Sheet

(To Accompany Samples to Instruments)

Analyst: Reed, Jonathan E

Batch Number: 320-152216

Method Code: 320-537_Prep-320

Batch Open: 2/25/2017 1:09:00PM

Batch End: 2/27/17 13:55

A8 2/27/17

Extraction of Perfluorinated Alkyl Acids

Input Sample Lab ID (Analytical Method)	SDG (Job #)	GrossWt TareWt	InitAmt FinAmt	PHs		Due Date	Analytical TAT	Div Rank	Comments	Output Sample Lab ID
				Rcvd	Adj1 Adj2					
1 MB-320-152216/1 N/A	N/A		250.00 mL 1.00 mL	7		N/A	N/A	N/A	Chlorine: ND	MB-320-152216/1-A
2 LCS-320-152216/2 N/A	N/A		250.00 mL 1.00 mL	7		N/A	N/A	N/A	Chlorine: ND	LCS-320-152216/2-A
3 LCSD-320-152216/3 N/A	N/A		250.00 mL 1.00 mL	7		N/A	N/A	N/A	Chlorine: ND	LCSD-320-152216/3-A
4 320-26005-A-1 (537_DOD5)	N/A (320-26005-1)	297.90 g 27.74 g	270.2 mL 1.00 mL	7		2/27/17	5_Days	4	Chlorine: ND	320-26005-A-1-A
5 320-26005-A-2 (537_DOD5)	N/A (320-26005-1)	309.10 g 26.50 g	282.6 mL 1.00 mL	7		2/27/17	5_Days	4	Chlorine: ND	320-26005-A-2-A
6 320-26005-A-3 (537_DOD5)	N/A (320-26005-1)	302.48 g 28.47 g	274 mL 1.00 mL	7		2/27/17	5_Days	4	Chlorine: ND	320-26005-A-3-A
7 320-26005-A-4 (537_DOD5)	N/A (320-26005-1)	305.46 g 26.48 g	279 mL 1.00 mL	7		2/27/17	5_Days	4	Chlorine: ND	320-26005-A-4-A
8 320-26006-A-1 (537_DOD5)	N/A (320-26006-1)	290.70 g 28.93 g	261.8 mL 1.00 mL	7		2/27/17	5_Days	4	Chlorine: ND	320-26006-A-1-A
9 320-26006-A-2 (537_DOD5)	N/A (320-26006-1)	304.42 g 26.89 g	277.5 mL 1.00 mL	7		2/27/17	5_Days	4	Chlorine: ND	320-26006-A-2-A
10 320-26006-A-3 (537_DOD5)	N/A (320-26006-1)	302.52 g 26.84 g	275.7 mL 1.00 mL	7		2/27/17	5_Days	4	Chlorine: ND	320-26006-A-3-A

Aqueous Extraction Analysis Sheet

(To Accompany Samples to Instruments)










Batch Number: 320-152216

Analyst: Reed, Jonathan E

Batch Open: 2/25/2017 1:09:00PM

Method Code: 320-537_Prep-320

Batch End:

11	320-26006-A-4 (537_DOD5)	N/A (320-26006-1)	309.34 g 25.82 g	283.5 mL 1.00 mL	7				2/27/17	5_Days	4	Chlorine: ND	
12	320-26006-A-5 (537_DOD5)	N/A (320-26006-1)	300.33 g 26.21 g	274.1 mL 1.00 mL	7				2/27/17	5_Days	4	Chlorine: ND	
13	320-26006-A-6 (537_DOD5)	N/A (320-26006-1)	308.90 g 26.58 g	282.3 mL 1.00 mL	7				2/27/17	5_Days	4	Chlorine: ND	
14	320-26006-A-7 (537_DOD5)	N/A (320-26006-1)	299.45 g 28.69 g	270.8 mL 1.00 mL	7				2/27/17	5_Days	4	Chlorine: ND	
15	320-26006-A-8 (537_DOD5)	N/A (320-26006-1)	306.03 g 25.83 g	280.2 mL 1.00 mL	7				2/27/17	5_Days	4	Chlorine: ND	
16	320-26006-A-9 (537_DOD5)	N/A (320-26006-1)	295.16 g 27.31 g	267.9 mL 1.00 mL	7				2/27/17	5_Days	4	Chlorine: ND	
17	320-26006-A-10 (537_DOD5)	N/A (320-26006-1)	311.18 g 26.42 g	284.8 mL 1.00 mL	7				2/27/17	5_Days	4	Chlorine: ND	
18	320-26006-A-11 (537_DOD5)	N/A (320-26006-1)	302.59 g 27.10 g	275.5 mL 1.00 mL	7				2/27/17	5_Days	4	Chlorine: ND	
19	320-26006-A-12 (537_DOD5)	N/A (320-26006-1)	311.58 g 26.21 g	285.4 mL 1.00 mL	7				2/27/17	5_Days	4	Chlorine: ND	

Aqueous Extraction Analysis Sheet

(To Accompany Samples to Instruments)

Batch Number: 320-152216

Analyst: Reed, Jonathan E

Batch Open: 2/25/2017 1:09:00PM

Method Code: 320-537_Prep-320

Batch End:

Batch Notes	
Manifold ID	1,10
Trizma ID	SLBR4303V
SPE Cartridge ID	6341059-04
Methanol ID	851507
Reagent Water ID	2/21/17
Pipette ID	MD05306
Analyst ID - TA Reagent Drop	JER
Analyst ID - TA Reagent Drop Witness	SKV
Analyst ID - SU Reagent Drop	JER
Analyst ID - SU Reagent Drop Witness	SKV
Analyst ID - IS Reagent Drop	JER 20 µL 827698
Analyst ID - IS Reagent Drop Witness	HSA 2/21/17
Batch Comment	

Comments

Aqueous Extraction Analysis Sheet

(To Accompany Samples to Instruments)

Batch Number: 320-152216



Analyst: Reed, Jonathan E

Batch Open: 2/25/2017 1:09:00PM

Method Code: 320-537_Prep-320

Batch End:

Reagent Additions Worksheet

Lab ID	Reagent Code	Amount Added	Final Amount	By	Witness
MB 320-152216/1	LC537-SU_00030	50 uL	1.00 mL		
LCS 320-152216/2	LC537-MSP_00017	50 uL	1.00 mL		
LCS 320-152216/2	LC537-SU_00030	50 uL	1.00 mL		
LCSD 320-152216/3	LC537-MSP_00017	50 uL	1.00 mL		
LCSD 320-152216/3	LC537-SU_00030	50 uL	1.00 mL		
320-26005-A-1	LC537-SU_00030	50 uL	1.00 mL		
320-26005-A-2	LC537-SU_00030	50 uL	1.00 mL		
320-26005-A-3	LC537-SU_00030	50 uL	1.00 mL		
320-26005-A-4	LC537-SU_00030	50 uL	1.00 mL		
320-26006-A-1	LC537-SU_00030	50 uL	1.00 mL		
320-26006-A-2	LC537-SU_00030	50 uL	1.00 mL		
320-26006-A-3	LC537-SU_00030	50 uL	1.00 mL		
320-26006-A-4	LC537-SU_00030	50 uL	1.00 mL		
320-26006-A-5	LC537-SU_00030	50 uL	1.00 mL		
320-26006-A-6	LC537-SU_00030	50 uL	1.00 mL		
320-26006-A-7	LC537-SU_00030	50 uL	1.00 mL		
320-26006-A-8	LC537-SU_00030	50 uL	1.00 mL		
320-26006-A-9	LC537-SU_00030	50 uL	1.00 mL		

Aqueous Extraction Analysis Sheet

(To Accompany Samples to Instruments)

Batch Number: 320-152216

Analyst: Reed, Jonathan E

Batch Open: 2/25/2017 1:09:00PM

Method Code: 320-537_Prep-320

Batch End:

320-26006-A-10	LC537-SU_00030	50 uL	1.00 mL	SKV 2/25/17
320-26006-A-11	LC537-SU_00030	50 uL	1.00 mL	↓
320-26006-A-12	LC537-SU_00030	50 uL	1.00 mL	↓

Reagent	Other Reagents:	Lot#:

NSH 2-27-17

Preparation Batch Number(s): 320-152216 Test: PFAS-DI 537

Earliest Holding Time: 3/07/17

Sample List Tab		1 st Level Reviewer	2 nd Level Reviewer
Samples identified to the correct method		/	/
All necessary NCMs filed (including holding time)		/	/
Method/sample/login/QAS checked and correct		/	/
Worksheet Tab		1 st Level Reviewer	2 nd Level Reviewer
All samples properly preserved		/	/
Weights in anticipated range and not targeted		/	/
All additional test requirements performed, documented, and uploaded to TALS correctly (e.g. final amount, initial amount, turbidity, and CI Check)		/	/
The pH is transcribed correctly in TALS		/	/
All additional information transcribed into TALS is correct and raw data is attached		/	/
Comments are transcribed correctly in TALS		/	/
Reagents Tab		1 st Level Reviewer	2 nd Level Reviewer
All necessary reagents not expired and entered into TALS		/	/
All spike amounts correct and added to necessary samples and QC		/	/
Batch Information		1 st Level Reviewer	2 nd Level Reviewer
Date and time accurate and entered into TALS correctly		/	/
All necessary 'batch information' complete and entered into TALS correctly		/	/

1st Level Reviewer: COZ

Date: 2-27-17

2nd Level Reviewer: NSH

Date: 2-27-17

Comments: _____

Shipping and Receiving Documents

Regulatory Program: DW NPDES RCRA Other:

Project Manager: **Katie Tippin** Site Contact: **Mike Witmer** Date: **2/22/2017** COC No: **1**
 Tell Fax: **757-671-6258** Lab Contact: **Laura Turpen** Carrier: **Fed-Ex** Sampler: **1** of **1** COCs

Company Name: **CH2M/Tiffany Hill** Address: **1100 NE Circle Blvd Ste 200**
 City/State/Zip: **Corvallis, OR 97330** Phone: **541-768-3109** Fax: **541-908-3794**
 Project Name: **GTO-08** Site: **NAS Whidbey Island** P O #: **100067106650-679580.06 ELES**

Sample Identification	Sample Date	Sample Time	Sample Type (C-Comp, G-Grab)	Matrix	# of Cont.	Filtered Sample (Y/N)	Perform MS/MSD (Y/N)	USEPA Method S33	Sample Specific Notes:	
									Job / SDG No.:	For Lab Use Only: Walk-in Client: Lab Sampling:
W1-AF-1RW32-0217	2/21/17	11:55	G	DW	2	N	N	X		
W1-AF-1FB32-0217	2/21/17	11:56	G	DW	2	N	N	X		
W1-AF-1RW33-0217	2/21/17	16:27	G	DW	2	N	N	X		
W1-AF-1FB33-0217	2/21/17	16:28	G	DW	2	N	N	X		
W1-AF-1RW34-0217	2/21/17	16:46	G	DW	2	N	N	X		
W1-AF-1FB34-0217	2/21/17	16:47	G	DW	2	N	N	X		
W1-AF-1RW35-0217	2/22/17	9:20	G	DW	2	N	N	X		
W1-AF-1FB35-0217	2/22/17	9:21	G	DW	2	N	N	X		
W1-AF-1RW36-0217	2/22/17	9:36	G	DW	2	N	N	X		
W1-AF-1FB36-0217	2/22/17	9:37	G	DW	2	N	N	X		
W1-AF-1RW37-0217	2/22/17	12:12	G	DW	2	N	N	X		
W1-AF-1FB37-0217	2/22/17	12:13	G	DW	2	N	N	X		



Reservation Used: 1= Ice, 2= HCl, 3= H2SO4, 4= HNO3, 5= NaOH, 6= Other
 Possible Hazard Identification: Are any samples from a listed EPA Hazardous Waste? Please List any EPA Waste Codes for the sample in the Comments Section if the lab is to dispose of the sample.
 Non-Hazard Flammable Skin Irritant Poison B Unknown
 Return to Client Disposal by Lab Archive for _____ Months

Sample Disposal (A fee may be assessed if samples are retained longer than 1 month)
 Relinquished by: **K. Caher** Date/Time: **2/22/17 14:15**
 Relinquished by: **Paul Youl** Date/Time: **2/23/17 9:55**
 Relinquished by: _____ Date/Time: _____
 Relinquished by: _____ Date/Time: _____
 Custody Seal No.: _____
 Company: **CH2M**
 Company: **FAWS**
 Company: _____
 Company: _____
 Cooler Temp. (°C): **05** Obs'd: **0.8** Corr'd: **0.8**
 Therm ID No.: **AK/Skm**

Login Sample Receipt Checklist

Client: CH2M Hill Constructors, Inc.

Job Number: 320-26006-1

Login Number: 26006
List Number: 1
Creator: Nelson, Kym D

List Source: TestAmerica Sacramento

Question	Answer	Comment
Radioactivity wasn't checked or is \leq background as measured by a survey meter.	True	
The cooler's custody seal, if present, is intact.	True	
Sample custody seals, if present, are intact.	N/A	
The cooler or samples do not appear to have been compromised or tampered with.	True	
Samples were received on ice.	True	
Cooler Temperature is acceptable.	True	
Cooler Temperature is recorded.	True	
COC is present.	True	
COC is filled out in ink and legible.	True	
COC is filled out with all pertinent information.	True	
Is the Field Sampler's name present on COC?	N/A	
There are no discrepancies between the containers received and the COC.	True	
Samples are received within Holding Time (excluding tests with immediate HTs)	True	
Sample containers have legible labels.	True	
Containers are not broken or leaking.	True	
Sample collection date/times are provided.	True	
Appropriate sample containers are used.	True	
Sample bottles are completely filled.	True	
Sample Preservation Verified.	N/A	
There is sufficient vol. for all requested analyses, incl. any requested MS/MSDs	True	
Containers requiring zero headspace have no headspace or bubble is $<6\text{mm}$ (1/4").	True	
Multiphasic samples are not present.	True	
Samples do not require splitting or compositing.	True	
Residual Chlorine Checked.	N/A	

**DATA VALIDATION SUMMARY REPORT
WHIDBEY ISLAND, WASHINGTON**

Client: CH2M HILL, Inc., Corvallis, Oregon
 SDG: 320-26006-1
 Laboratory: Test America, Sacramento, California
 Site: Whidbey Island, CTO-0008, Washington
 Date: March 22, 2017

PFCs			
EDS ID	Client Sample ID	Laboratory Sample ID	Matrix
1	WI-AF-1RW32-0217	320-26006-1	Water
2	WI-AF-1FB32-0217	320-26006-2	Water
3	WI-AF-1RW33-0217	320-26006-3	Water
4	WI-AF-1FB33-0217	320-26006-4	Water
5	WI-AF-1RW34-0217	320-26006-5	Water
6	WI-AF-1FB34-0217	320-26006-6	Water
7	WI-AF-1RW35-0217	320-26006-7	Water
8	WI-AF-1FB35-0217	320-26006-8	Water
9	WI-AF-1RW36-0217	320-26006-9	Water
10	WI-AF-1FB36-0217	320-26006-10	Water
11	WI-AF-1RW37-0217	320-26006-11	Water
12	WI-AF-1FB37-0217	320-26006-12	Water

A full data validation was performed on the analytical data for six water samples and six aqueous field blank samples collected on February 21-22, 2017 by CH2M HILL at the Whidbey Island site in Washington. The samples were analyzed under the EPA Method "Determination of Selected Perfluorinated Alkyl Acids in Drinking Water by Solid Phase Extraction and Liquid Chromatography/Tandem Mass Spectrometry (LC/MS/MS)".

Specific method references are as follows:

Analysis
PFCs

Method References
USEPA Method 537 Rev 1.1 Modified

The data have been validated according to the protocols and quality control (QC) requirements of the analytical method, and the U.S. Department of Defense (DoD) Quality Systems Manual (QSM), Version 5.0 (July 2013) and the USEPA National Functional Guidelines for Organic Data Review as follows:

- The USEPA "Contract Laboratories Program National Functional Guidelines for Superfund Organic Methods Data Review," August 2014;
- and the reviewer's professional judgment.

The following data quality indicators were reviewed for this report:

Organics

- Date Completeness, Case Narrative & Custody Documentation
- Holding times
- Gas Chromatography/Mass Spectrometry (GC/MS) Tuning
- Initial and continuing calibration summaries
- Method blank and field QC blank contamination
- Surrogate Spike recoveries
- Matrix Spike/Matrix Spike Duplicate (MS/MSD) recoveries
- Laboratory Control Sample/Laboratory Control Sample Duplicate (LCS/LCSD) recoveries
- Internal standard area and retention time summary forms
- Target Compound Identification
- Compound Quantitation
- Field Duplicate sample precision

A full (Level IV) data validation was performed with this review including a recalculation of 10% of the detected results in the samples.

Data Usability Assessment

There were no rejections of data.

Overall the data is acceptable for the intended purposes as qualified for the deficiencies detailed in this report.

Please note that any results qualified (U) due to blank contamination may be then qualified (J) due to another action. Therefore, the results may be qualified (UJ) due to the culmination of the blank contaminations and actions from other exceedences of QC criteria.

Perfluorinated Compounds (PFCs)

Data Completeness, Case Narrative & Custody Documentation

- The case narrative and chain-of-custody documentation were included in the data package as required. All criteria were met.

Holding Times

- All samples were extracted within 14 days for water samples and analyzed within 28 days.

GC/MS Tuning

- All criteria were met.

Initial Calibration

- All relative standard deviation (%RSD) and/or correlation coefficients criteria were met.

Continuing Calibration

- All percent difference (%D) and RRF criteria were met.

Method Blank

- The method blanks were free of contamination.

Field QC Blank

- The field blank samples were free of contamination.

Surrogate Spike Recoveries

- All samples exhibited acceptable surrogate %R values except for the following.

Sample ID	Surrogate	%R	Qualifier
1	13C2-PFHxA	66%	J/UJ

Matrix Spike/Matrix Spike Duplicate (MS/MSD) Recoveries

- MS/MSD samples were not analyzed.

Laboratory Control Samples

- The LCS samples exhibited acceptable percent recoveries (%R).

Internal Standard (IS) Area Performance

- All internal standards met response and retention time (RT) criteria.

Target Compound Identification

- All mass spectra and quantitation criteria were met.

Compound Quantitation

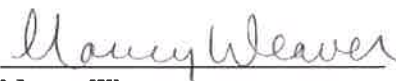
- EDS Sample ID #1 required a 20X dilution for PFOS. The reporting limits were adjusted accordingly. No action was required.

Field Duplicate Sample Precision

- Field duplicate samples were not collected.

Please contact the undersigned at (757) 564-0090 if you have any questions or need further information.

Signed:



Nancy Weaver
Senior Chemist

Dated:

3/24/17

Data Qualifier	Definition
U	The analyte was analyzed for, but was not detected above the level of the reported sample quantitation limit.
J	The analyte is an estimated quantity. The associated numerical value is the approximate concentration of the analyte in the sample.
NJ	The analysis has been "tentatively identified" or "presumptively" as present and the associated numerical value is the estimated concentration in the samples.
UJ	The analyte was analyzed for but was not detected. The reported quantitation limit is approximate and may be inaccurate or imprecise.
R	The data are unusable. The sample results are rejected due to serious deficiencies in meeting QC criteria. The analyte may or may not be present in the samples.

FORM I
LCMS ORGANICS ANALYSIS DATA SHEET

Lab Name: TestAmerica Sacramento Job No.: 320-26006-1
 SDG No.: _____
 Client Sample ID: WI-AF-1RW32-0217 Lab Sample ID: 320-26006-1
 Matrix: Water Lab File ID: 2017.02.27C_537_009.d
 Analysis Method: 537 Date Collected: 02/21/2017 11:55
 Extraction Method: 537 Date Extracted: 02/25/2017 13:09
 Sample wt/vol: 261.8(mL) Date Analyzed: 02/27/2017 15:32
 Con. Extract Vol.: 1.00(mL) Dilution Factor: 1
 Injection Volume: 2(uL) GC Column: GeminiC18 3x100 ID: 3(mm)
 % Moisture: _____ GPC Cleanup: (Y/N) N
 Analysis Batch No.: 152402 Units: ug/L

CAS NO.	COMPOUND NAME	RESULT	Q	LOQ	LOD	DL
335-67-1	Perfluorooctanoic acid (PFOA)	0.023	Q J	0.029	0.023	0.0090
375-73-5	Perfluorobutanesulfonic acid (PFBS)	0.13	J	0.13	0.11	0.045

SSL
SSL

CAS NO.	SURROGATE	%REC	Q	LIMITS
STL00993	13C2 PFHxA	66	Q	70-130
STL00996	13C2 PFDA	99		70-130

FORM I
LCMS ORGANICS ANALYSIS DATA SHEET

Lab Name: TestAmerica Sacramento Job No.: 320-26006-1

SDG No.: _____

Client Sample ID: WI-AF-1RW32-0217 DL Lab Sample ID: 320-26006-1 DL

Matrix: Water Lab File ID: 2017.02.27C_537_023.d

Analysis Method: 537 Date Collected: 02/21/2017 11:55

Extraction Method: 537 Date Extracted: 02/25/2017 13:09

Sample wt/vol: 261.8(mL) Date Analyzed: 02/27/2017 16:34

Con. Extract Vol.: 1.00(mL) Dilution Factor: 20

Injection Volume: 2(uL) GC Column: GeminiC18 3x100 ID: 3(mm)

% Moisture: _____ GPC Cleanup: (Y/N) N

Analysis Batch No.: 152411 Units: ug/L

CAS NO.	COMPOUND NAME	RESULT	Q	LOQ	LOD	DL
1763-23-1	Perfluorooctanesulfonic acid (PFOS)	3.8	DN	1.1	0.92	0.30

CAS NO.	SURROGATE	%REC	Q	LIMITS
STL00993	13C2 PFHxA	85		70-130
STL00996	13C2 PFDA	93		70-130

FORM I
LCMS ORGANICS ANALYSIS DATA SHEET

2

Lab Name: TestAmerica Sacramento Job No.: 320-26006-1

SDG No.: _____

Client Sample ID: WI-AF-1FB32-0217 Lab Sample ID: 320-26006-2

Matrix: Water Lab File ID: 2017.02.27C_537_010.d

Analysis Method: 537 Date Collected: 02/21/2017 11:56

Extraction Method: 537 Date Extracted: 02/25/2017 13:09

Sample wt/vol: 277.5(mL) Date Analyzed: 02/27/2017 15:36

Con. Extract Vol.: 1.00(mL) Dilution Factor: 1

Injection Volume: 2(uL) GC Column: GeminiC18 3x100 ID: 3(mm)

% Moisture: _____ GPC Cleanup: (Y/N) N

Analysis Batch No.: 152402 Units: ug/L

CAS NO.	COMPOUND NAME	RESULT	Q	LOQ	LOD	DL
1763-23-1	Perfluorooctanesulfonic acid (PFOS)	0.043	U	0.054	0.043	0.014
335-67-1	Perfluorooctanoic acid (PFOA)	0.022	U	0.027	0.022	0.0085
375-73-5	Perfluorobutanesulfonic acid (PFBS)	0.099	U	0.13	0.099	0.043

CAS NO.	SURROGATE	%REC	Q	LIMITS
STL00993	13C2 PFHxA	82		70-130
STL00996	13C2 PFDA	92		70-130

FORM I
LCMS ORGANICS ANALYSIS DATA SHEET

3

Lab Name: TestAmerica Sacramento Job No.: 320-26006-1
 SDG No.: _____
 Client Sample ID: WI-AF-1RW33-0217 Lab Sample ID: 320-26006-3
 Matrix: Water Lab File ID: 2017.02.27C_537_011.d
 Analysis Method: 537 Date Collected: 02/21/2017 16:27
 Extraction Method: 537 Date Extracted: 02/25/2017 13:09
 Sample wt/vol: 275.7 (mL) Date Analyzed: 02/27/2017 15:40
 Con. Extract Vol.: 1.00 (mL) Dilution Factor: 1
 Injection Volume: 2 (uL) GC Column: GeminiC18 3x100 ID: 3 (mm)
 % Moisture: _____ GPC Cleanup: (Y/N) N
 Analysis Batch No.: 152402 Units: ug/L

CAS NO.	COMPOUND NAME	RESULT	Q	LOQ	LOD	DL
1763-23-1	Perfluorooctanesulfonic acid (PFOS)	0.044	U M	0.054	0.044	0.014
335-67-1	Perfluorooctanoic acid (PFOA)	0.022	U	0.027	0.022	0.0085
375-73-5	Perfluorobutanesulfonic acid (PFBS)	0.045	J	0.13	0.10	0.043

CAS NO.	SURROGATE	%REC	Q	LIMITS
STL00993	13C2 PFHxA	83		70-130
STL00996	13C2 PFDA	90		70-130

FORM I
LCMS ORGANICS ANALYSIS DATA SHEET

4

Lab Name: TestAmerica Sacramento Job No.: 320-26006-1

SDG No.: _____

Client Sample ID: WI-AF-1FB33-0217 Lab Sample ID: 320-26006-4

Matrix: Water Lab File ID: 2017.02.27C_537_013.d

Analysis Method: 537 Date Collected: 02/21/2017 16:28

Extraction Method: 537 Date Extracted: 02/25/2017 13:09

Sample wt/vol: 283.5(mL) Date Analyzed: 02/27/2017 15:49

Con. Extract Vol.: 1.00(mL) Dilution Factor: 1

Injection Volume: 2(uL) GC Column: GeminiC18 3x100 ID: 3(mm)

% Moisture: _____ GPC Cleanup: (Y/N) N

Analysis Batch No.: 152403 Units: ug/L

CAS NO.	COMPOUND NAME	RESULT	Q	LOQ	LOD	DL
1763-23-1	Perfluorooctanesulfonic acid (PFOS)	0.042	U M	0.053	0.042	0.014
335-67-1	Perfluorooctanoic acid (PFOA)	0.021	U	0.026	0.021	0.0083
375-73-5	Perfluorobutanesulfonic acid (PFBS)	0.097	U	0.12	0.097	0.042

CAS NO.	SURROGATE	%REC	Q	LIMITS
STL00993	13C2 PFHxA	83		70-130
STL00996	13C2 PFDA	89		70-130

FORM I
LCMS ORGANICS ANALYSIS DATA SHEET

5

Lab Name: TestAmerica Sacramento Job No.: 320-26006-1

SDG No.: _____

Client Sample ID: WI-AF-1RW34-0217 Lab Sample ID: 320-26006-5

Matrix: Water Lab File ID: 2017.02.27C_537_014.d

Analysis Method: 537 Date Collected: 02/21/2017 16:46

Extraction Method: 537 Date Extracted: 02/25/2017 13:09

Sample wt/vol: 274.1(mL) Date Analyzed: 02/27/2017 15:54

Con. Extract Vol.: 1.00(mL) Dilution Factor: 1

Injection Volume: 2(uL) GC Column: GeminiC18 3x100 ID: 3(mm)

% Moisture: _____ GPC Cleanup: (Y/N) N

Analysis Batch No.: 152403 Units: ug/L

CAS NO.	COMPOUND NAME	RESULT	Q	LOQ	LOD	DL
1763-23-1	Perfluorooctanesulfonic acid (PFOS)	0.044	U	0.055	0.044	0.014
335-67-1	Perfluorooctanoic acid (PFOA)	0.022	U	0.027	0.022	0.0086
375-73-5	Perfluorobutanesulfonic acid (PFBS)	0.10	U	0.13	0.10	0.043

CAS NO.	SURROGATE	%REC	Q	LIMITS
STL00993	13C2 PFHxA	83		70-130
STL00996	13C2 PFDA	89		70-130

FORM I
LCMS ORGANICS ANALYSIS DATA SHEET

6

Lab Name: TestAmerica Sacramento Job No.: 320-26006-1
 SDG No.: _____
 Client Sample ID: WI-AF-1FB34-0217 Lab Sample ID: 320-26006-6
 Matrix: Water Lab File ID: 2017.02.27C_537_015.d
 Analysis Method: 537 Date Collected: 02/21/2017 16:47
 Extraction Method: 537 Date Extracted: 02/25/2017 13:09
 Sample wt/vol: 282.3(mL) Date Analyzed: 02/27/2017 15:58
 Con. Extract Vol.: 1.00(mL) Dilution Factor: 1
 Injection Volume: 2(uL) GC Column: GeminiC18 3x100 ID: 3(mm)
 % Moisture: _____ GPC Cleanup: (Y/N) N
 Analysis Batch No.: 152403 Units: ug/L

CAS NO.	COMPOUND NAME	RESULT	Q	LOQ	LOD	DL
1763-23-1	Perfluorooctanesulfonic acid (PFOS)	0.043	U	0.053	0.043	0.014
335-67-1	Perfluorooctanoic acid (PFOA)	0.021	U	0.027	0.021	0.0083
375-73-5	Perfluorobutanesulfonic acid (PFBS)	0.097	U	0.12	0.097	0.042

CAS NO.	SURROGATE	%REC	Q	LIMITS
STL00993	13C2 PFHxA	92		70-130
STL00996	13C2 PFDA	97		70-130

FORM I
LCMS ORGANICS ANALYSIS DATA SHEET

7

Lab Name: TestAmerica Sacramento Job No.: 320-26006-1
 SDG No.: _____
 Client Sample ID: WI-AF-1RW35-0217 Lab Sample ID: 320-26006-7
 Matrix: Water Lab File ID: 2017.02.27C_537_016.d
 Analysis Method: 537 Date Collected: 02/22/2017 09:20
 Extraction Method: 537 Date Extracted: 02/25/2017 13:09
 Sample wt/vol: 270.8(mL) Date Analyzed: 02/27/2017 16:02
 Con. Extract Vol.: 1.00(mL) Dilution Factor: 1
 Injection Volume: 2(uL) GC Column: GeminiC18 3x100 ID: 3(mm)
 % Moisture: _____ GPC Cleanup: (Y/N) N
 Analysis Batch No.: 152403 Units: ug/L

CAS NO.	COMPOUND NAME	RESULT	Q	LOQ	LOD	DL
1763-23-1	Perfluorooctanesulfonic acid (PFOS)	0.044	U M	0.055	0.044	0.014
335-67-1	Perfluorooctanoic acid (PFOA)	0.022	U	0.028	0.022	0.0087
375-73-5	Perfluorobutanesulfonic acid (PFBS)	0.10	U	0.13	0.10	0.044

CAS NO.	SURROGATE	%REC	Q	LIMITS
STL00993	13C2 PFHxA	82		70-130
STL00996	13C2 PFDA	92		70-130

FORM I
LCMS ORGANICS ANALYSIS DATA SHEET

8

Lab Name: TestAmerica Sacramento Job No.: 320-26006-1
 SDG No.: _____
 Client Sample ID: WI-AF-1FB35-0217 Lab Sample ID: 320-26006-8
 Matrix: Water Lab File ID: 2017.02.27C_537_017.d
 Analysis Method: 537 Date Collected: 02/22/2017 09:21
 Extraction Method: 537 Date Extracted: 02/25/2017 13:09
 Sample wt/vol: 280.2(mL) Date Analyzed: 02/27/2017 16:07
 Con. Extract Vol.: 1.00(mL) Dilution Factor: 1
 Injection Volume: 2(uL) GC Column: GeminiC18 3x100 ID: 3(mm)
 % Moisture: _____ GPC Cleanup: (Y/N) N
 Analysis Batch No.: 152403 Units: ug/L

CAS NO.	COMPOUND NAME	RESULT	Q	LOQ	LOD	DL
1763-23-1	Perfluorooctanesulfonic acid (PFOS)	0.043	U	0.054	0.043	0.014
335-67-1	Perfluorooctanoic acid (PFOA)	0.021	U	0.027	0.021	0.0084
375-73-5	Perfluorobutanesulfonic acid (PFBS)	0.098	U	0.12	0.098	0.042

CAS NO.	SURROGATE	%REC	Q	LIMITS
STL00993	13C2 PFHxA	84		70-130
STL00996	13C2 PFDA	87		70-130

FORM I
LCMS ORGANICS ANALYSIS DATA SHEET

9

Lab Name: TestAmerica Sacramento Job No.: 320-26006-1
 SDG No.: _____
 Client Sample ID: WI-AF-1RW36-0217 Lab Sample ID: 320-26006-9
 Matrix: Water Lab File ID: 2017.02.27C_537_018.d
 Analysis Method: 537 Date Collected: 02/22/2017 09:36
 Extraction Method: 537 Date Extracted: 02/25/2017 13:09
 Sample wt/vol: 267.9(mL) Date Analyzed: 02/27/2017 16:11
 Con. Extract Vol.: 1.00(mL) Dilution Factor: 1
 Injection Volume: 2(uL) GC Column: GeminiC18 3x100 ID: 3(mm)
 % Moisture: _____ GPC Cleanup: (Y/N) N
 Analysis Batch No.: 152403 Units: ug/L

CAS NO.	COMPOUND NAME	RESULT	Q	LOQ	LOD	DL
1763-23-1	Perfluorooctanesulfonic acid (PFOS)	0.045	U M	0.056	0.045	0.014
335-67-1	Perfluorooctanoic acid (PFOA)	0.022	U	0.028	0.022	0.0088
375-73-5	Perfluorobutanesulfonic acid (PFBS)	0.10	U	0.13	0.10	0.044

CAS NO.	SURROGATE	%REC	Q	LIMITS
STL00993	13C2 PFHxA	84		70-130
STL00996	13C2 PFDA	94		70-130

FORM I
LCMS ORGANICS ANALYSIS DATA SHEET

10

Lab Name: TestAmerica Sacramento Job No.: 320-26006-1
 SDG No.: _____
 Client Sample ID: WI-AF-1FB36-0217 Lab Sample ID: 320-26006-10
 Matrix: Water Lab File ID: 2017.02.27C_537_019.d
 Analysis Method: 537 Date Collected: 02/22/2017 09:37
 Extraction Method: 537 Date Extracted: 02/25/2017 13:09
 Sample wt/vol: 284.8 (mL) Date Analyzed: 02/27/2017 16:16
 Con. Extract Vol.: 1.00 (mL) Dilution Factor: 1
 Injection Volume: 2 (uL) GC Column: GeminiC18 3x100 ID: 3 (mm)
 % Moisture: _____ GPC Cleanup: (Y/N) N
 Analysis Batch No.: 152403 Units: ug/L

CAS NO.	COMPOUND NAME	RESULT	Q	LOQ	LOD	DL
1763-23-1	Perfluorooctanesulfonic acid (PFOS)	0.042	U	0.053	0.042	0.014
335-67-1	Perfluorooctanoic acid (PFOA)	0.021	U	0.026	0.021	0.0083
375-73-5	Perfluorobutanesulfonic acid (PFBS)	0.097	U	0.12	0.097	0.042

CAS NO.	SURROGATE	%REC	Q	LIMITS
STL00993	13C2 PFHxA	84		70-130
STL00996	13C2 PFDA	90		70-130

FORM I
LCMS ORGANICS ANALYSIS DATA SHEET

11

Lab Name: TestAmerica Sacramento Job No.: 320-26006-1

SDG No.: _____

Client Sample ID: WI-AF-1RW37-0217 Lab Sample ID: 320-26006-11

Matrix: Water Lab File ID: 2017.02.27C_537_020.d

Analysis Method: 537 Date Collected: 02/22/2017 12:12

Extraction Method: 537 Date Extracted: 02/25/2017 13:09

Sample wt/vol: 275.5(mL) Date Analyzed: 02/27/2017 16:20

Con. Extract Vol.: 1.00(mL) Dilution Factor: 1

Injection Volume: 2(uL) GC Column: GeminiC18 3x100 ID: 3(mm)

% Moisture: _____ GPC Cleanup: (Y/N) N

Analysis Batch No.: 152403 Units: ug/L

CAS NO.	COMPOUND NAME	RESULT	Q	LOQ	LOD	DL
1763-23-1	Perfluorooctanesulfonic acid (PFOS)	0.044	U	0.054	0.044	0.014
335-67-1	Perfluorooctanoic acid (PFOA)	0.022	U	0.027	0.022	0.0085
375-73-5	Perfluorobutanesulfonic acid (PFBS)	0.10	U	0.13	0.10	0.043

CAS NO.	SURROGATE	%REC	Q	LIMITS
STL00993	13C2 PFHxA	83		70-130
STL00996	13C2 PFDA	90		70-130

FORM I
LCMS ORGANICS ANALYSIS DATA SHEET

12

Lab Name: TestAmerica Sacramento Job No.: 320-26006-1

SDG No.: _____

Client Sample ID: WI-AF-1FB37-0217 Lab Sample ID: 320-26006-12

Matrix: Water Lab File ID: 2017.02.27C_537_021.d

Analysis Method: 537 Date Collected: 02/22/2017 12:13

Extraction Method: 537 Date Extracted: 02/25/2017 13:09

Sample wt/vol: 285.4 (mL) Date Analyzed: 02/27/2017 16:25

Con. Extract Vol.: 1.00 (mL) Dilution Factor: 1

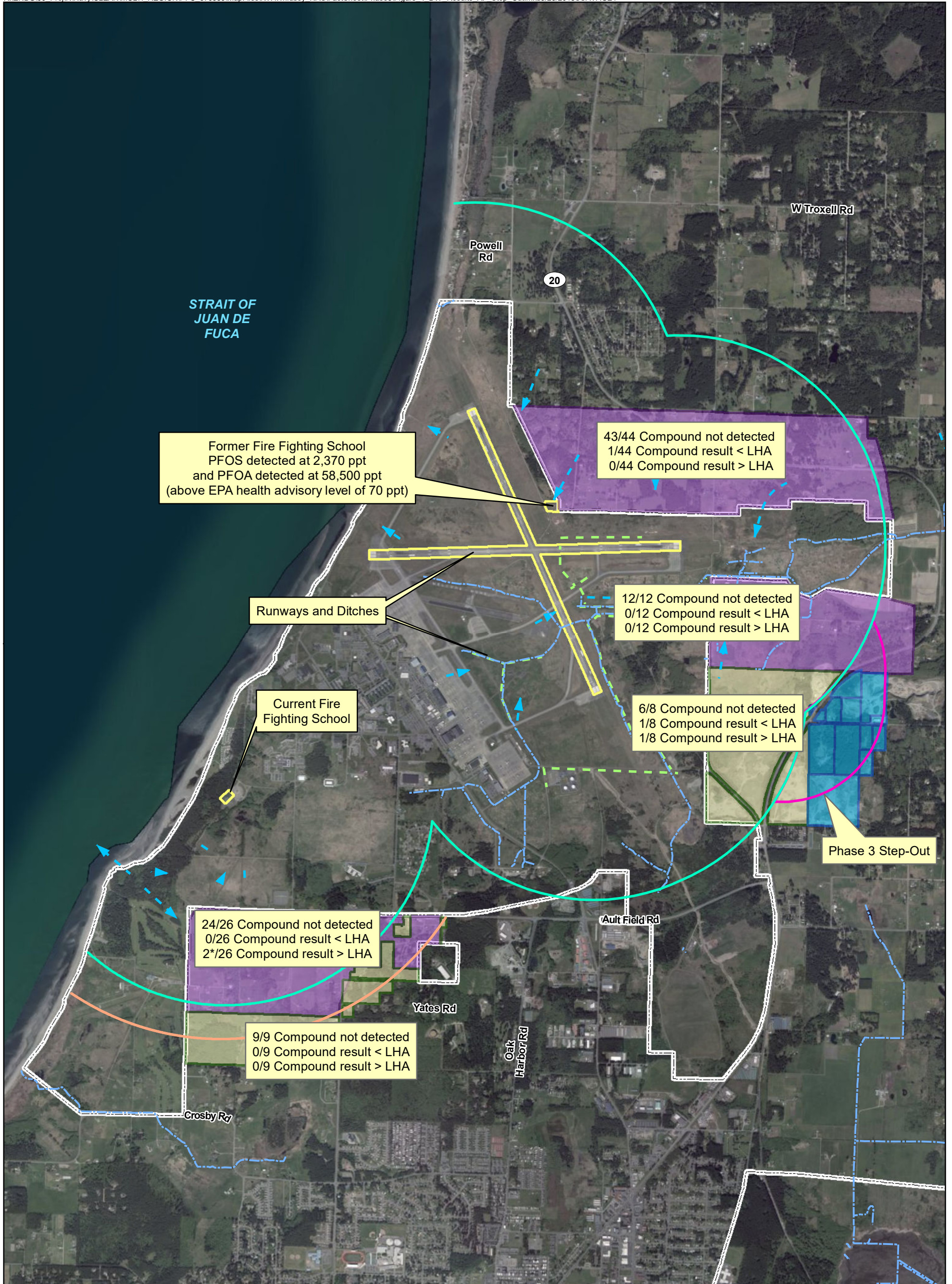
Injection Volume: 2 (uL) GC Column: GeminiC18 3x100 ID: 3 (mm)

% Moisture: _____ GPC Cleanup: (Y/N) N

Analysis Batch No.: 152403 Units: ug/L

CAS NO.	COMPOUND NAME	RESULT	Q	LOQ	LOD	DL
1763-23-1	Perfluorooctanesulfonic acid (PFOS)	0.042	U	0.053	0.042	0.014
335-67-1	Perfluorooctanoic acid (PFOA)	0.021	U	0.026	0.021	0.0083
375-73-5	Perfluorobutanesulfonic acid (PFBS)	0.096	U	0.12	0.096	0.042

CAS NO.	SURROGATE	%REC	Q	LIMITS
STL00993	13C2 PFHxA	82		70-130
STL00996	13C2 PFDA	87		70-130



Former Fire Fighting School
 PFOS detected at 2,370 ppt
 and PFOA detected at 58,500 ppt
 (above EPA health advisory level of 70 ppt)

43/44 Compound not detected
 1/44 Compound result < LHA
 0/44 Compound result > LHA

Runways and Ditches

12/12 Compound not detected
 0/12 Compound result < LHA
 0/12 Compound result > LHA

Current Fire Fighting School

6/8 Compound not detected
 1/8 Compound result < LHA
 1/8 Compound result > LHA

Phase 3 Step-Out

24/26 Compound not detected
 0/26 Compound result < LHA
 2*/26 Compound result > LHA

9/9 Compound not detected
 0/9 Compound result < LHA
 0/9 Compound result > LHA

Legend

- 1 Mile Zone
- Half-mile Step-out Downgradient
- - - Surface Water
- - - Drainage Ditch
- Half-mile Step-out Downgradient
- Suspected Source Area
- Parcels in Phase 1 Sampling Area
- Parcels Identified in Phase 2 Sampling Area
- Parcels Identified in Phase 3 Sampling Area

- Base Boundary
- - - Inferred Groundwater Flow Direction

* Second result above the EPA health advisory is from a duplicate sample collected from the well with the first exceedance near Ault Field.

Note:
 PFOA and PFOS results reflected on figure,
 PFBS results discussed in Table 2 and text.



0 0.225 0.45
 Miles

1 inch = 0.45 mile
 Imagery Source: Esri

Figure 2
 Results for Drinking Water Well Sampling
 Ault Field
 Naval Air Station Whidbey Island
 Oak Harbor, Washington