



**Off-Base Drinking Water Sample Results,
Level 2 Laboratory Report, Level 4 Laboratory Report,
Electronic Data Deliverable, Data Validation Report,
and the Sample Location Figure, SDG J28973-1**

*Naval Air Station Whidbey Island
Oak Harbor, Washington*

June 2019

TestAmerica

THE LEADER IN ENVIRONMENTAL TESTING

ANALYTICAL REPORT

TestAmerica Laboratories, Inc.
TestAmerica Sacramento
880 Riverside Parkway
West Sacramento, CA 95605
Tel: (916)373-5600

TestAmerica Job ID: 320-28973-1
Client Project/Site: Whidbey Island

For:
CH2M Hill Constructors, Inc.
1100 NE Circle Blvd
Corvallis, Oregon 97330

Attn: Tiffany Hill



Authorized for release by:
6/20/2017 4:01:10 PM

Laura Turpen, Project Manager I
(916)374-4414
laura.turpen@testamericainc.com

LINKS

Review your project
results through
TotalAccess

Have a Question?



Visit us at:
www.testamericainc.com

The test results in this report meet all 2003 NELAC and 2009 TNI requirements for accredited parameters, exceptions are noted in this report. This report may not be reproduced except in full, and with written approval from the laboratory. For questions please contact the Project Manager at the e-mail address or telephone number listed on this page.

This report has been electronically signed and authorized by the signatory. Electronic signature is intended to be the legally binding equivalent of a traditionally handwritten signature.

Results relate only to the items tested and the sample(s) as received by the laboratory.

- 1
- 2
- 3
- 4
- 5
- 6
- 7
- 8
- 9
- 10
- 11
- 12
- 13
- 14
- 15



Table of Contents

Cover Page	1
Table of Contents	2
Definitions/Glossary	3
Case Narrative	4
Detection Summary	5
Client Sample Results	6
Surrogate Summary	17
QC Sample Results	18
QC Association Summary	20
Lab Chronicle	21
Certification Summary	23
Method Summary	24
Sample Summary	25
Chain of Custody	26
Receipt Checklists	28

Definitions/Glossary

Client: CH2M Hill Constructors, Inc.
Project/Site: Whidbey Island

TestAmerica Job ID: 320-28973-1

Qualifiers

LCMS

Qualifier	Qualifier Description
U	Undetected at the Limit of Detection.
J	Estimated: The analyte was positively identified; the quantitation is an estimation
M	Manual integrated compound.

Glossary

Abbreviation	These commonly used abbreviations may or may not be present in this report.
α	Listed under the "D" column to designate that the result is reported on a dry weight basis
%R	Percent Recovery
CFL	Contains Free Liquid
CNF	Contains No Free Liquid
DER	Duplicate Error Ratio (normalized absolute difference)
Dil Fac	Dilution Factor
DL	Detection Limit (DoD/DOE)
DL, RA, RE, IN	Indicates a Dilution, Re-analysis, Re-extraction, or additional Initial metals/anion analysis of the sample
DLC	Decision Level Concentration (Radiochemistry)
EDL	Estimated Detection Limit (Dioxin)
LOD	Limit of Detection (DoD/DOE)
LOQ	Limit of Quantitation (DoD/DOE)
MDA	Minimum Detectable Activity (Radiochemistry)
MDC	Minimum Detectable Concentration (Radiochemistry)
MDL	Method Detection Limit
ML	Minimum Level (Dioxin)
NC	Not Calculated
ND	Not Detected at the reporting limit (or MDL or EDL if shown)
PQL	Practical Quantitation Limit
QC	Quality Control
RER	Relative Error Ratio (Radiochemistry)
RL	Reporting Limit or Requested Limit (Radiochemistry)
RPD	Relative Percent Difference, a measure of the relative difference between two points
TEF	Toxicity Equivalent Factor (Dioxin)
TEQ	Toxicity Equivalent Quotient (Dioxin)

Case Narrative

Client: CH2M Hill Constructors, Inc.
Project/Site: Whidbey Island

TestAmerica Job ID: 320-28973-1

Job ID: 320-28973-1

Laboratory: TestAmerica Sacramento

Narrative

CASE NARRATIVE
Client: CH2M Hill Constructors, Inc.
Project: Whidbey Island
Report Number: 320-28973-1

With the exceptions noted as flags or footnotes, standard analytical protocols were followed in the analysis of the samples and no problems were encountered or anomalies observed. In addition all laboratory quality control samples were within established control limits, with any exceptions noted below. Each sample was analyzed to achieve the lowest possible reporting limit within the constraints of the method. In some cases, due to interference or analytes present at high concentrations, samples were diluted. For diluted samples, the reporting limits are adjusted relative to the dilution required.

TestAmerica Sacramento attests to the validity of the laboratory data generated by TestAmerica facilities reported herein. All analyses performed by TestAmerica facilities were done using established laboratory SOPs that incorporate QA/QC procedures described in the applicable methods. TestAmerica's operations groups have reviewed the data for compliance with the laboratory QA/QC plan, and data have been found to be compliant with laboratory protocols unless otherwise noted below.

TestAmerica utilizes USEPA approved methods and DOD QSM, where applicable, in all analytical work. The samples presented in this report were analyzed for the parameter(s) listed on the analytical methods summary page in accordance with the method(s) indicated. A summary of QC data for these analyses is included at the back of the report.

All parameters for which TestAmerica Sacramento has certification were evaluated to the QSM specified reporting convention or to the client specified format if different from QSM. Parameters not certified under QSM, if any, were evaluated to the detection limit (DL) and include qualified results where applicable.

The sample(s) that contain constituents flagged with U are undetected. The result associated with this flag is the limit of detection (LOD).

Calculations are performed before rounding to avoid round-off errors in calculated results.

All holding times were met and proper preservation noted for the methods performed on these samples, unless otherwise detailed in the individual sections below.

All solid sample results are reported on an "as received" basis unless otherwise indicated by the presence of a % solids value in the method header.

This laboratory report is confidential and is intended for the sole use of TestAmerica and its client.

RECEIPT

The samples were received on 06/09/2017; the samples arrived in good condition, properly preserved and on ice. The temperature of the coolers at receipt was 0.9 C.

PFOA/PFOS

Samples WI-AF-1RW50-0617 (320-28973-1), WI-AF-1FB50-0617 (320-28973-2), WI-AF-1RW51-0617 (320-28973-3), WI-AF-1FB51-0617 (320-28973-4), WI-AF-1RW52-0617 (320-28973-5), WI-AF-1RW52P-0617 (320-28973-6), WI-AF-1FB52-0617 (320-28973-7), WI-AF-1RW53-0617 (320-28973-8), WI-AF-1FB53-0617 (320-28973-9), WI-AF-1RW54-0617 (320-28973-10) and WI-AF-1FB54-0617 (320-28973-11) were analyzed for PFOA/PFOS in accordance with 537. The samples were prepared on 06/13/2017 and analyzed on 06/14/2017 and 06/19/2017.

No analytical or quality issues were noted, other than those described above or in the Definitions/Glossary page.

Detection Summary

Client: CH2M Hill Constructors, Inc.
Project/Site: Whidbey Island

TestAmerica Job ID: 320-28973-1

Client Sample ID: WI-AF-1RW50-0617

Lab Sample ID: 320-28973-1

No Detections.

Client Sample ID: WI-AF-1FB50-0617

Lab Sample ID: 320-28973-2

No Detections.

Client Sample ID: WI-AF-1RW51-0617

Lab Sample ID: 320-28973-3

Analyte	Result	Qualifier	LOQ	DL	Unit	Dil Fac	D	Method	Prep Type
Perfluorooctanesulfonic acid (PFOS)	0.032	J	0.038	0.0064	ug/L	1		537	Total/NA
Perfluorooctanoic acid (PFOA)	0.0064	J M	0.019	0.0027	ug/L	1		537	Total/NA

Client Sample ID: WI-AF-1FB51-0617

Lab Sample ID: 320-28973-4

No Detections.

Client Sample ID: WI-AF-1RW52-0617

Lab Sample ID: 320-28973-5

No Detections.

Client Sample ID: WI-AF-1RW52P-0617

Lab Sample ID: 320-28973-6

No Detections.

Client Sample ID: WI-AF-1FB52-0617

Lab Sample ID: 320-28973-7

No Detections.

Client Sample ID: WI-AF-1RW53-0617

Lab Sample ID: 320-28973-8

No Detections.

Client Sample ID: WI-AF-1FB53-0617

Lab Sample ID: 320-28973-9

No Detections.

Client Sample ID: WI-AF-1RW54-0617

Lab Sample ID: 320-28973-10

No Detections.

Client Sample ID: WI-AF-1FB54-0617

Lab Sample ID: 320-28973-11

No Detections.

This Detection Summary does not include radiochemical test results.

TestAmerica Sacramento

Client Sample Results

Client: CH2M Hill Constructors, Inc.
Project/Site: Whidbey Island

TestAmerica Job ID: 320-28973-1

Client Sample ID: WI-AF-1RW50-0617

Lab Sample ID: 320-28973-1

Date Collected: 06/05/17 10:09

Matrix: Water

Date Received: 06/09/17 09:25

Method: 537 - Perfluorinated Alkyl Acids (LC/MS)

Analyte	Result	Qualifier	LOQ	DL	Unit	D	Prepared	Analyzed	Dil Fac
Perfluorooctanesulfonic acid (PFOS)	0.016	U	0.040	0.0068	ug/L		06/13/17 08:47	06/14/17 22:49	1
Perfluorooctanoic acid (PFOA)	0.0080	U	0.020	0.0028	ug/L		06/13/17 08:47	06/14/17 22:49	1
Perfluorobutanesulfonic acid (PFBS)	0.036	U	0.090	0.016	ug/L		06/13/17 08:47	06/14/17 22:49	1
Surrogate	%Recovery	Qualifier	Limits				Prepared	Analyzed	Dil Fac
13C2 PFHxA	89		70 - 130				06/13/17 08:47	06/14/17 22:49	1
13C2 PFDA	91		70 - 130				06/13/17 08:47	06/14/17 22:49	1

Client Sample Results

Client: CH2M Hill Constructors, Inc.
Project/Site: Whidbey Island

TestAmerica Job ID: 320-28973-1

Client Sample ID: WI-AF-1FB50-0617

Lab Sample ID: 320-28973-2

Date Collected: 06/05/17 10:10

Matrix: Water

Date Received: 06/09/17 09:25

Method: 537 - Perfluorinated Alkyl Acids (LC/MS)

Analyte	Result	Qualifier	LOQ	DL	Unit	D	Prepared	Analyzed	Dil Fac
Perfluorooctanesulfonic acid (PFOS)	0.015	U	0.037	0.0064	ug/L		06/13/17 08:47	06/14/17 23:02	1
Perfluorooctanoic acid (PFOA)	0.0075	U	0.019	0.0026	ug/L		06/13/17 08:47	06/14/17 23:02	1
Perfluorobutanesulfonic acid (PFBS)	0.034	U	0.084	0.015	ug/L		06/13/17 08:47	06/14/17 23:02	1
Surrogate	%Recovery	Qualifier	Limits				Prepared	Analyzed	Dil Fac
13C2 PFHxA	93		70 - 130				06/13/17 08:47	06/14/17 23:02	1
13C2 PFDA	93		70 - 130				06/13/17 08:47	06/14/17 23:02	1

Client Sample Results

Client: CH2M Hill Constructors, Inc.
Project/Site: Whidbey Island

TestAmerica Job ID: 320-28973-1

Client Sample ID: WI-AF-1RW51-0617

Lab Sample ID: 320-28973-3

Date Collected: 06/05/17 12:01

Matrix: Water

Date Received: 06/09/17 09:25

Method: 537 - Perfluorinated Alkyl Acids (LC/MS)

Analyte	Result	Qualifier	LOQ	DL	Unit	D	Prepared	Analyzed	Dil Fac
Perfluorooctanesulfonic acid (PFOS)	0.032	J	0.038	0.0064	ug/L		06/13/17 08:47	06/14/17 23:07	1
Perfluorooctanoic acid (PFOA)	0.0064	J M	0.019	0.0027	ug/L		06/13/17 08:47	06/14/17 23:07	1
Perfluorobutanesulfonic acid (PFBS)	0.034	U M	0.085	0.015	ug/L		06/13/17 08:47	06/14/17 23:07	1
Surrogate	%Recovery	Qualifier	Limits				Prepared	Analyzed	Dil Fac
13C2 PFHxA	84		70 - 130				06/13/17 08:47	06/14/17 23:07	1
13C2 PFDA	91		70 - 130				06/13/17 08:47	06/14/17 23:07	1



Client Sample Results

Client: CH2M Hill Constructors, Inc.
Project/Site: Whidbey Island

TestAmerica Job ID: 320-28973-1

Client Sample ID: WI-AF-1FB51-0617

Lab Sample ID: 320-28973-4

Date Collected: 06/05/17 12:02

Matrix: Water

Date Received: 06/09/17 09:25

Method: 537 - Perfluorinated Alkyl Acids (LC/MS)

Analyte	Result	Qualifier	LOQ	DL	Unit	D	Prepared	Analyzed	Dil Fac
Perfluorooctanesulfonic acid (PFOS)	0.015	U	0.038	0.0064	ug/L		06/13/17 08:47	06/14/17 23:11	1
Perfluorooctanoic acid (PFOA)	0.0076	U M	0.019	0.0027	ug/L		06/13/17 08:47	06/14/17 23:11	1
Perfluorobutanesulfonic acid (PFBS)	0.034	U	0.085	0.015	ug/L		06/13/17 08:47	06/14/17 23:11	1
Surrogate	%Recovery	Qualifier	Limits				Prepared	Analyzed	Dil Fac
13C2 PFHxA	91		70 - 130				06/13/17 08:47	06/14/17 23:11	1
13C2 PFDA	90		70 - 130				06/13/17 08:47	06/14/17 23:11	1

Client Sample Results

Client: CH2M Hill Constructors, Inc.
Project/Site: Whidbey Island

TestAmerica Job ID: 320-28973-1

Client Sample ID: WI-AF-1RW52-0617

Lab Sample ID: 320-28973-5

Date Collected: 06/06/17 11:45

Matrix: Water

Date Received: 06/09/17 09:25

Method: 537 - Perfluorinated Alkyl Acids (LC/MS)

Analyte	Result	Qualifier	LOQ	DL	Unit	D	Prepared	Analyzed	Dil Fac
Perfluorooctanesulfonic acid (PFOS)	0.015	U	0.039	0.0066	ug/L		06/13/17 08:47	06/19/17 18:42	1
Perfluorooctanoic acid (PFOA)	0.0077	U	0.019	0.0027	ug/L		06/13/17 08:47	06/19/17 18:42	1
Perfluorobutanesulfonic acid (PFBS)	0.035	U	0.087	0.016	ug/L		06/13/17 08:47	06/19/17 18:42	1

Surrogate	%Recovery	Qualifier	Limits	Prepared	Analyzed	Dil Fac
13C2 PFHxA	81		70 - 130	06/13/17 08:47	06/19/17 18:42	1
13C2 PFDA	84		70 - 130	06/13/17 08:47	06/19/17 18:42	1

Client Sample Results

Client: CH2M Hill Constructors, Inc.
Project/Site: Whidbey Island

TestAmerica Job ID: 320-28973-1

Client Sample ID: WI-AF-1RW52P-0617

Lab Sample ID: 320-28973-6

Date Collected: 06/06/17 11:46

Matrix: Water

Date Received: 06/09/17 09:25

Method: 537 - Perfluorinated Alkyl Acids (LC/MS)

Analyte	Result	Qualifier	LOQ	DL	Unit	D	Prepared	Analyzed	Dil Fac
Perfluorooctanesulfonic acid (PFOS)	0.015	U	0.038	0.0064	ug/L		06/13/17 08:47	06/14/17 23:20	1
Perfluorooctanoic acid (PFOA)	0.0075	U	0.019	0.0026	ug/L		06/13/17 08:47	06/14/17 23:20	1
Perfluorobutanesulfonic acid (PFBS)	0.034	U	0.085	0.015	ug/L		06/13/17 08:47	06/14/17 23:20	1

Surrogate	%Recovery	Qualifier	Limits	Prepared	Analyzed	Dil Fac
13C2 PFHxA	87		70 - 130	06/13/17 08:47	06/14/17 23:20	1
13C2 PFDA	87		70 - 130	06/13/17 08:47	06/14/17 23:20	1



Client Sample Results

Client: CH2M Hill Constructors, Inc.
Project/Site: Whidbey Island

TestAmerica Job ID: 320-28973-1

Client Sample ID: WI-AF-1FB52-0617

Lab Sample ID: 320-28973-7

Date Collected: 06/06/17 11:48

Matrix: Water

Date Received: 06/09/17 09:25

Method: 537 - Perfluorinated Alkyl Acids (LC/MS)

Analyte	Result	Qualifier	LOQ	DL	Unit	D	Prepared	Analyzed	Dil Fac
Perfluorooctanesulfonic acid (PFOS)	0.015	U	0.039	0.0066	ug/L		06/13/17 08:47	06/14/17 23:33	1
Perfluorooctanoic acid (PFOA)	0.0077	U	0.019	0.0027	ug/L		06/13/17 08:47	06/14/17 23:33	1
Perfluorobutanesulfonic acid (PFBS)	0.035	U	0.087	0.016	ug/L		06/13/17 08:47	06/14/17 23:33	1
Surrogate	%Recovery	Qualifier	Limits				Prepared	Analyzed	Dil Fac
13C2 PFHxA	88		70 - 130				06/13/17 08:47	06/14/17 23:33	1
13C2 PFDA	90		70 - 130				06/13/17 08:47	06/14/17 23:33	1

Client Sample Results

Client: CH2M Hill Constructors, Inc.
Project/Site: Whidbey Island

TestAmerica Job ID: 320-28973-1

Client Sample ID: WI-AF-1RW53-0617

Lab Sample ID: 320-28973-8

Date Collected: 06/07/17 15:19

Matrix: Water

Date Received: 06/09/17 09:25

Method: 537 - Perfluorinated Alkyl Acids (LC/MS)

Analyte	Result	Qualifier	LOQ	DL	Unit	D	Prepared	Analyzed	Dil Fac
Perfluorooctanesulfonic acid (PFOS)	0.016	U	0.039	0.0067	ug/L		06/13/17 08:47	06/14/17 23:38	1
Perfluorooctanoic acid (PFOA)	0.0079	U	0.020	0.0028	ug/L		06/13/17 08:47	06/14/17 23:38	1
Perfluorobutanesulfonic acid (PFBS)	0.035	U	0.089	0.016	ug/L		06/13/17 08:47	06/14/17 23:38	1

Surrogate	%Recovery	Qualifier	Limits	Prepared	Analyzed	Dil Fac
13C2 PFHxA	84		70 - 130	06/13/17 08:47	06/14/17 23:38	1
13C2 PFDA	95		70 - 130	06/13/17 08:47	06/14/17 23:38	1

Client Sample Results

Client: CH2M Hill Constructors, Inc.
Project/Site: Whidbey Island

TestAmerica Job ID: 320-28973-1

Client Sample ID: WI-AF-1FB53-0617

Lab Sample ID: 320-28973-9

Date Collected: 06/07/17 15:20

Matrix: Water

Date Received: 06/09/17 09:25

Method: 537 - Perfluorinated Alkyl Acids (LC/MS)

Analyte	Result	Qualifier	LOQ	DL	Unit	D	Prepared	Analyzed	Dil Fac
Perfluorooctanesulfonic acid (PFOS)	0.015	U	0.038	0.0065	ug/L		06/13/17 08:47	06/14/17 23:42	1
Perfluorooctanoic acid (PFOA)	0.0076	U	0.019	0.0027	ug/L		06/13/17 08:47	06/14/17 23:42	1
Perfluorobutanesulfonic acid (PFBS)	0.034	U	0.085	0.015	ug/L		06/13/17 08:47	06/14/17 23:42	1

Surrogate	%Recovery	Qualifier	Limits	Prepared	Analyzed	Dil Fac
13C2 PFHxA	90		70 - 130	06/13/17 08:47	06/14/17 23:42	1
13C2 PFDA	83		70 - 130	06/13/17 08:47	06/14/17 23:42	1

Client Sample Results

Client: CH2M Hill Constructors, Inc.
Project/Site: Whidbey Island

TestAmerica Job ID: 320-28973-1

Client Sample ID: WI-AF-1RW54-0617

Lab Sample ID: 320-28973-10

Date Collected: 06/08/17 10:33

Matrix: Water

Date Received: 06/09/17 09:25

Method: 537 - Perfluorinated Alkyl Acids (LC/MS)

Analyte	Result	Qualifier	LOQ	DL	Unit	D	Prepared	Analyzed	Dil Fac
Perfluorooctanesulfonic acid (PFOS)	0.015	U	0.038	0.0064	ug/L		06/13/17 08:47	06/14/17 23:46	1
Perfluorooctanoic acid (PFOA)	0.0076	U	0.019	0.0026	ug/L		06/13/17 08:47	06/14/17 23:46	1
Perfluorobutanesulfonic acid (PFBS)	0.034	U	0.085	0.015	ug/L		06/13/17 08:47	06/14/17 23:46	1

Surrogate	%Recovery	Qualifier	Limits	Prepared	Analyzed	Dil Fac
13C2 PFHxA	85		70 - 130	06/13/17 08:47	06/14/17 23:46	1
13C2 PFDA	85		70 - 130	06/13/17 08:47	06/14/17 23:46	1

Client Sample Results

Client: CH2M Hill Constructors, Inc.
Project/Site: Whidbey Island

TestAmerica Job ID: 320-28973-1

Client Sample ID: WI-AF-1FB54-0617

Lab Sample ID: 320-28973-11

Date Collected: 06/08/17 10:34

Matrix: Water

Date Received: 06/09/17 09:25

Method: 537 - Perfluorinated Alkyl Acids (LC/MS)

Analyte	Result	Qualifier	LOQ	DL	Unit	D	Prepared	Analyzed	Dil Fac
Perfluorooctanesulfonic acid (PFOS)	0.015	U	0.037	0.0064	ug/L		06/13/17 08:47	06/14/17 23:51	1
Perfluorooctanoic acid (PFOA)	0.0075	U	0.019	0.0026	ug/L		06/13/17 08:47	06/14/17 23:51	1
Perfluorobutanesulfonic acid (PFBS)	0.034	U	0.084	0.015	ug/L		06/13/17 08:47	06/14/17 23:51	1
Surrogate	%Recovery	Qualifier	Limits				Prepared	Analyzed	Dil Fac
13C2 PFHxA	88		70 - 130				06/13/17 08:47	06/14/17 23:51	1
13C2 PFDA	84		70 - 130				06/13/17 08:47	06/14/17 23:51	1

Surrogate Summary

Client: CH2M Hill Constructors, Inc.
Project/Site: Whidbey Island

TestAmerica Job ID: 320-28973-1

Method: 537 - Perfluorinated Alkyl Acids (LC/MS)

Matrix: Water

Prep Type: Total/NA

Percent Surrogate Recovery (Acceptance Limits)

Lab Sample ID	Client Sample ID	Percent Surrogate Recovery (Acceptance Limits)	
		3C2 PFHx (70-130)	3C2 PFD/ (70-130)
320-28973-1	WI-AF-1RW50-0617	89	91
320-28973-1 LMS	WI-AF-1RW50-0617	87	85
320-28973-1 LMSD	WI-AF-1RW50-0617	90	90
320-28973-2	WI-AF-1FB50-0617	93	93
320-28973-3	WI-AF-1RW51-0617	84	91
320-28973-4	WI-AF-1FB51-0617	91	90
320-28973-5	WI-AF-1RW52-0617	81	84
320-28973-6	WI-AF-1RW52P-0617	87	87
320-28973-7	WI-AF-1FB52-0617	88	90
320-28973-8	WI-AF-1RW53-0617	84	95
320-28973-9	WI-AF-1FB53-0617	90	83
320-28973-10	WI-AF-1RW54-0617	85	85
320-28973-11	WI-AF-1FB54-0617	88	84
LLCS 320-168959/2-A	Lab Control Sample	94	92
MB 320-168959/1-A	Method Blank	87	89

Surrogate Legend

13C2 PFHxA = 13C2 PFHxA

13C2 PFDA = 13C2 PFDA

QC Sample Results

Client: CH2M Hill Constructors, Inc.
Project/Site: Whidbey Island

TestAmerica Job ID: 320-28973-1

Method: 537 - Perfluorinated Alkyl Acids (LC/MS)

Lab Sample ID: MB 320-168959/1-A

Matrix: Water

Analysis Batch: 169413

Client Sample ID: Method Blank

Prep Type: Total/NA

Prep Batch: 168959

Analyte	MB Result	MB Qualifier	LOQ	DL	Unit	D	Prepared	Analyzed	Dil Fac
Perfluorooctanesulfonic acid (PFOS)	0.016	U	0.040	0.0068	ug/L		06/13/17 08:47	06/14/17 22:40	1
Perfluorooctanoic acid (PFOA)	0.0080	U	0.020	0.0028	ug/L		06/13/17 08:47	06/14/17 22:40	1
Perfluorobutanesulfonic acid (PFBS)	0.036	U	0.090	0.016	ug/L		06/13/17 08:47	06/14/17 22:40	1

Surrogate	MB %Recovery	MB Qualifier	Limits	Prepared	Analyzed	Dil Fac
13C2 PFHxA	87		70 - 130	06/13/17 08:47	06/14/17 22:40	1
13C2 PFDA	89		70 - 130	06/13/17 08:47	06/14/17 22:40	1

Lab Sample ID: LLCS 320-168959/2-A

Matrix: Water

Analysis Batch: 169413

Client Sample ID: Lab Control Sample

Prep Type: Total/NA

Prep Batch: 168959

Analyte	Spike Added	LLCS Result	LLCS Qualifier	Unit	D	%Rec	Limits
Perfluorooctanesulfonic acid (PFOS)	0.0400	0.0392	J	ug/L		98	50 - 150
Perfluorooctanoic acid (PFOA)	0.0200	0.0189	J	ug/L		94	50 - 150
Perfluorobutanesulfonic acid (PFBS)	0.0883	0.0930		ug/L		105	50 - 150

Surrogate	LLCS %Recovery	LLCS Qualifier	Limits
13C2 PFHxA	94		70 - 130
13C2 PFDA	92		70 - 130

Lab Sample ID: 320-28973-1 LMS

Matrix: Water

Analysis Batch: 169413

Client Sample ID: WI-AF-1RW50-0617

Prep Type: Total/NA

Prep Batch: 168959

Analyte	Sample Result	Sample Qualifier	Spike Added	LMS Result	LMS Qualifier	Unit	D	%Rec	Limits
Perfluorooctanesulfonic acid (PFOS)	0.016	U	0.0383	0.0361	J	ug/L		94	50 - 150
Perfluorooctanoic acid (PFOA)	0.0080	U	0.0191	0.0177	J	ug/L		93	50 - 150
Perfluorobutanesulfonic acid (PFBS)	0.036	U	0.0846	0.0855	J	ug/L		101	50 - 150

Surrogate	LMS %Recovery	LMS Qualifier	Limits
13C2 PFHxA	87		70 - 130
13C2 PFDA	85		70 - 130

Lab Sample ID: 320-28973-1 LMSD

Matrix: Water

Analysis Batch: 169413

Client Sample ID: WI-AF-1RW50-0617

Prep Type: Total/NA

Prep Batch: 168959

Analyte	Sample Result	Sample Qualifier	Spike Added	LMSD Result	LMSD Qualifier	Unit	D	%Rec	Limits	RPD	RPD Limit
Perfluorooctanesulfonic acid (PFOS)	0.016	U	0.0390	0.0370	J	ug/L		95	50 - 150	3	50
Perfluorooctanoic acid (PFOA)	0.0080	U	0.0195	0.0185	J	ug/L		95	50 - 150	4	50
Perfluorobutanesulfonic acid (PFBS)	0.036	U	0.0862	0.0906		ug/L		105	50 - 150	6	50

TestAmerica Sacramento

QC Sample Results

Client: CH2M Hill Constructors, Inc.
Project/Site: Whidbey Island

TestAmerica Job ID: 320-28973-1

Method: 537 - Perfluorinated Alkyl Acids (LC/MS) (Continued)

Lab Sample ID: 320-28973-1 LMSD

Matrix: Water

Analysis Batch: 169413

Client Sample ID: WI-AF-1RW50-0617

Prep Type: Total/NA

Prep Batch: 168959

Surrogate	LMSD	LMSD	Limits
	%Recovery	Qualifier	
13C2 PFHxA	90		70 - 130
13C2 PFDA	90		70 - 130

- 1
- 2
- 3
- 4
- 5
- 6
- 7
- 8
- 9
- 10
- 11
- 12
- 13
- 14
- 15

QC Association Summary

Client: CH2M Hill Constructors, Inc.
Project/Site: Whidbey Island

TestAmerica Job ID: 320-28973-1

LCMS

Prep Batch: 168959

Lab Sample ID	Client Sample ID	Prep Type	Matrix	Method	Prep Batch
320-28973-1	WI-AF-1RW50-0617	Total/NA	Water	537	
320-28973-2	WI-AF-1FB50-0617	Total/NA	Water	537	
320-28973-3	WI-AF-1RW51-0617	Total/NA	Water	537	
320-28973-4	WI-AF-1FB51-0617	Total/NA	Water	537	
320-28973-5	WI-AF-1RW52-0617	Total/NA	Water	537	
320-28973-6	WI-AF-1RW52P-0617	Total/NA	Water	537	
320-28973-7	WI-AF-1FB52-0617	Total/NA	Water	537	
320-28973-8	WI-AF-1RW53-0617	Total/NA	Water	537	
320-28973-9	WI-AF-1FB53-0617	Total/NA	Water	537	
320-28973-10	WI-AF-1RW54-0617	Total/NA	Water	537	
320-28973-11	WI-AF-1FB54-0617	Total/NA	Water	537	
MB 320-168959/1-A	Method Blank	Total/NA	Water	537	
LLCS 320-168959/2-A	Lab Control Sample	Total/NA	Water	537	
320-28973-1 LMS	WI-AF-1RW50-0617	Total/NA	Water	537	
320-28973-1 LMSD	WI-AF-1RW50-0617	Total/NA	Water	537	

Analysis Batch: 169413

Lab Sample ID	Client Sample ID	Prep Type	Matrix	Method	Prep Batch
320-28973-1	WI-AF-1RW50-0617	Total/NA	Water	537	168959
320-28973-2	WI-AF-1FB50-0617	Total/NA	Water	537	168959
320-28973-3	WI-AF-1RW51-0617	Total/NA	Water	537	168959
320-28973-4	WI-AF-1FB51-0617	Total/NA	Water	537	168959
320-28973-6	WI-AF-1RW52P-0617	Total/NA	Water	537	168959
MB 320-168959/1-A	Method Blank	Total/NA	Water	537	168959
LLCS 320-168959/2-A	Lab Control Sample	Total/NA	Water	537	168959
320-28973-1 LMS	WI-AF-1RW50-0617	Total/NA	Water	537	168959
320-28973-1 LMSD	WI-AF-1RW50-0617	Total/NA	Water	537	168959

Analysis Batch: 169414

Lab Sample ID	Client Sample ID	Prep Type	Matrix	Method	Prep Batch
320-28973-7	WI-AF-1FB52-0617	Total/NA	Water	537	168959
320-28973-8	WI-AF-1RW53-0617	Total/NA	Water	537	168959
320-28973-9	WI-AF-1FB53-0617	Total/NA	Water	537	168959
320-28973-10	WI-AF-1RW54-0617	Total/NA	Water	537	168959
320-28973-11	WI-AF-1FB54-0617	Total/NA	Water	537	168959

Analysis Batch: 169962

Lab Sample ID	Client Sample ID	Prep Type	Matrix	Method	Prep Batch
320-28973-5	WI-AF-1RW52-0617	Total/NA	Water	537	168959

Lab Chronicle

Client: CH2M Hill Constructors, Inc.
Project/Site: Whidbey Island

TestAmerica Job ID: 320-28973-1

Client Sample ID: WI-AF-1RW50-0617

Date Collected: 06/05/17 10:09

Date Received: 06/09/17 09:25

Lab Sample ID: 320-28973-1

Matrix: Water

Prep Type	Batch Type	Batch Method	Run	Dil Factor	Initial Amount	Final Amount	Batch Number	Prepared or Analyzed	Analyst	Lab
Total/NA	Prep	537			251.2 mL	1.0 mL	168959	06/13/17 08:47	NS1	TAL SAC
Total/NA	Analysis	537		1			169413	06/14/17 22:49	JRB	TAL SAC

Client Sample ID: WI-AF-1FB50-0617

Date Collected: 06/05/17 10:10

Date Received: 06/09/17 09:25

Lab Sample ID: 320-28973-2

Matrix: Water

Prep Type	Batch Type	Batch Method	Run	Dil Factor	Initial Amount	Final Amount	Batch Number	Prepared or Analyzed	Analyst	Lab
Total/NA	Prep	537			267.2 mL	1.0 mL	168959	06/13/17 08:47	NS1	TAL SAC
Total/NA	Analysis	537		1			169413	06/14/17 23:02	JRB	TAL SAC

Client Sample ID: WI-AF-1RW51-0617

Date Collected: 06/05/17 12:01

Date Received: 06/09/17 09:25

Lab Sample ID: 320-28973-3

Matrix: Water

Prep Type	Batch Type	Batch Method	Run	Dil Factor	Initial Amount	Final Amount	Batch Number	Prepared or Analyzed	Analyst	Lab
Total/NA	Prep	537			264.1 mL	1.0 mL	168959	06/13/17 08:47	NS1	TAL SAC
Total/NA	Analysis	537		1			169413	06/14/17 23:07	JRB	TAL SAC

Client Sample ID: WI-AF-1FB51-0617

Date Collected: 06/05/17 12:02

Date Received: 06/09/17 09:25

Lab Sample ID: 320-28973-4

Matrix: Water

Prep Type	Batch Type	Batch Method	Run	Dil Factor	Initial Amount	Final Amount	Batch Number	Prepared or Analyzed	Analyst	Lab
Total/NA	Prep	537			263.9 mL	1.0 mL	168959	06/13/17 08:47	NS1	TAL SAC
Total/NA	Analysis	537		1			169413	06/14/17 23:11	JRB	TAL SAC

Client Sample ID: WI-AF-1RW52-0617

Date Collected: 06/06/17 11:45

Date Received: 06/09/17 09:25

Lab Sample ID: 320-28973-5

Matrix: Water

Prep Type	Batch Type	Batch Method	Run	Dil Factor	Initial Amount	Final Amount	Batch Number	Prepared or Analyzed	Analyst	Lab
Total/NA	Prep	537			259.3 mL	1.0 mL	168959	06/13/17 08:47	NS1	TAL SAC
Total/NA	Analysis	537		1			169962	06/19/17 18:42	JRB	TAL SAC

Client Sample ID: WI-AF-1RW52P-0617

Date Collected: 06/06/17 11:46

Date Received: 06/09/17 09:25

Lab Sample ID: 320-28973-6

Matrix: Water

Prep Type	Batch Type	Batch Method	Run	Dil Factor	Initial Amount	Final Amount	Batch Number	Prepared or Analyzed	Analyst	Lab
Total/NA	Prep	537			265.2 mL	1.0 mL	168959	06/13/17 08:47	NS1	TAL SAC
Total/NA	Analysis	537		1			169413	06/14/17 23:20	JRB	TAL SAC

TestAmerica Sacramento

Lab Chronicle

Client: CH2M Hill Constructors, Inc.
Project/Site: Whidbey Island

TestAmerica Job ID: 320-28973-1

Client Sample ID: WI-AF-1FB52-0617

Lab Sample ID: 320-28973-7

Date Collected: 06/06/17 11:48

Matrix: Water

Date Received: 06/09/17 09:25

Prep Type	Batch Type	Batch Method	Run	Dil Factor	Initial Amount	Final Amount	Batch Number	Prepared or Analyzed	Analyst	Lab
Total/NA	Prep	537			258.2 mL	1.0 mL	168959	06/13/17 08:47	NS1	TAL SAC
Total/NA	Analysis	537		1			169414	06/14/17 23:33	JRB	TAL SAC

Client Sample ID: WI-AF-1RW53-0617

Lab Sample ID: 320-28973-8

Date Collected: 06/07/17 15:19

Matrix: Water

Date Received: 06/09/17 09:25

Prep Type	Batch Type	Batch Method	Run	Dil Factor	Initial Amount	Final Amount	Batch Number	Prepared or Analyzed	Analyst	Lab
Total/NA	Prep	537			253.8 mL	1.0 mL	168959	06/13/17 08:47	NS1	TAL SAC
Total/NA	Analysis	537		1			169414	06/14/17 23:38	JRB	TAL SAC

Client Sample ID: WI-AF-1FB53-0617

Lab Sample ID: 320-28973-9

Date Collected: 06/07/17 15:20

Matrix: Water

Date Received: 06/09/17 09:25

Prep Type	Batch Type	Batch Method	Run	Dil Factor	Initial Amount	Final Amount	Batch Number	Prepared or Analyzed	Analyst	Lab
Total/NA	Prep	537			263.4 mL	1.0 mL	168959	06/13/17 08:47	NS1	TAL SAC
Total/NA	Analysis	537		1			169414	06/14/17 23:42	JRB	TAL SAC

Client Sample ID: WI-AF-1RW54-0617

Lab Sample ID: 320-28973-10

Date Collected: 06/08/17 10:33

Matrix: Water

Date Received: 06/09/17 09:25

Prep Type	Batch Type	Batch Method	Run	Dil Factor	Initial Amount	Final Amount	Batch Number	Prepared or Analyzed	Analyst	Lab
Total/NA	Prep	537			264.6 mL	1.0 mL	168959	06/13/17 08:47	NS1	TAL SAC
Total/NA	Analysis	537		1			169414	06/14/17 23:46	JRB	TAL SAC

Client Sample ID: WI-AF-1FB54-0617

Lab Sample ID: 320-28973-11

Date Collected: 06/08/17 10:34

Matrix: Water

Date Received: 06/09/17 09:25

Prep Type	Batch Type	Batch Method	Run	Dil Factor	Initial Amount	Final Amount	Batch Number	Prepared or Analyzed	Analyst	Lab
Total/NA	Prep	537			267.1 mL	1.0 mL	168959	06/13/17 08:47	NS1	TAL SAC
Total/NA	Analysis	537		1			169414	06/14/17 23:51	JRB	TAL SAC

Laboratory References:

TAL SAC = TestAmerica Sacramento, 880 Riverside Parkway, West Sacramento, CA 95605, TEL (916)373-5600

Accreditation/Certification Summary

Client: CH2M Hill Constructors, Inc.
Project/Site: Whidbey Island

TestAmerica Job ID: 320-28973-1

Laboratory: TestAmerica Sacramento

All accreditations/certifications held by this laboratory are listed. Not all accreditations/certifications are applicable to this report.

Authority	Program	EPA Region	Identification Number	Expiration Date
Alaska (UST)	State Program	10	UST-055	12-18-17
Arizona	State Program	9	AZ0708	08-11-18
Arkansas DEQ	State Program	6	88-0691	06-17-18
California	State Program	9	2897	01-31-18
Colorado	State Program	8	CA00044	08-31-17
Connecticut	State Program	1	PH-0691	06-30-19
Florida	NELAP	4	E87570	06-30-17
Hawaii	State Program	9	N/A	01-29-18
Illinois	NELAP	5	200060	03-17-18
Kansas	NELAP	7	E-10375	10-31-17
L-A-B	DoD ELAP		L2468	01-20-18
Louisiana	NELAP	6	30612	06-30-17
Maine	State Program	1	CA0004	04-18-18
Michigan	State Program	5	9947	01-31-18
Nevada	State Program	9	CA00044	07-31-17
New Hampshire	NELAP	1	2997	04-18-18
New Jersey	NELAP	2	CA005	06-30-17
New York	NELAP	2	11666	04-01-18
Oregon	NELAP	10	4040	01-28-18
Pennsylvania	NELAP	3	68-01272	03-31-18
Texas	NELAP	6	T104704399	05-31-18
US Fish & Wildlife	Federal		LE148388-0	10-31-17
USDA	Federal		P330-11-00436	12-30-17
USEPA UCMR	Federal	1	CA00044	11-06-18
Utah	NELAP	8	CA00044	02-28-18
Virginia	NELAP	3	460278	03-14-18
Washington	State Program	10	C581	05-05-18
West Virginia (DW)	State Program	3	9930C	12-31-17
Wyoming	State Program	8	8TMS-L	01-29-17 *

* Accreditation/Certification renewal pending - accreditation/certification considered valid.

TestAmerica Sacramento

Method Summary

Client: CH2M Hill Constructors, Inc.
Project/Site: Whidbey Island

TestAmerica Job ID: 320-28973-1

Method	Method Description	Protocol	Laboratory
537	Perfluorinated Alkyl Acids (LC/MS)	EPA	TAL SAC

Protocol References:

EPA = US Environmental Protection Agency

Laboratory References:

TAL SAC = TestAmerica Sacramento, 880 Riverside Parkway, West Sacramento, CA 95605, TEL (916)373-5600



Sample Summary

Client: CH2M Hill Constructors, Inc.
Project/Site: Whidbey Island

TestAmerica Job ID: 320-28973-1

Lab Sample ID	Client Sample ID	Matrix	Collected	Received
320-28973-1	WI-AF-1RW50-0617	Water	06/05/17 10:09	06/09/17 09:25
320-28973-2	WI-AF-1FB50-0617	Water	06/05/17 10:10	06/09/17 09:25
320-28973-3	WI-AF-1RW51-0617	Water	06/05/17 12:01	06/09/17 09:25
320-28973-4	WI-AF-1FB51-0617	Water	06/05/17 12:02	06/09/17 09:25
320-28973-5	WI-AF-1RW52-0617	Water	06/06/17 11:45	06/09/17 09:25
320-28973-6	WI-AF-1RW52P-0617	Water	06/06/17 11:46	06/09/17 09:25
320-28973-7	WI-AF-1FB52-0617	Water	06/06/17 11:48	06/09/17 09:25
320-28973-8	WI-AF-1RW53-0617	Water	06/07/17 15:19	06/09/17 09:25
320-28973-9	WI-AF-1FB53-0617	Water	06/07/17 15:20	06/09/17 09:25
320-28973-10	WI-AF-1RW54-0617	Water	06/08/17 10:33	06/09/17 09:25
320-28973-11	WI-AF-1FB54-0617	Water	06/08/17 10:34	06/09/17 09:25

Chain of Custody Record 198089

TestAmerica Sacramento
 880 Riverside Parkway
 West Sacramento, CA 95605
 Phone: 916.373.5600 Fax:

Regulatory Program: DW NPDES RCRA Other:

Client Contact
 Company Name: CH2M HILL/Tiffany Hill
 Address: 110 NE Circle Blvd, Suite 300
 City/State/Zip: Corvallis, OR 97330
 Phone: 541-768-3109
 Fax:
 Project Name: Phase 3 DW Sampling for PECs
 Site: WI-AF
 PO # 10006-7-106050

Project Manager: Katie Tigger
 Tel/Fax: 757-671-6258
 CALENDAR DAYS WORKING DAYS
 Analysis Turnaround Time
 TAT if different from Below **7 days**
 2 weeks
 1 week
 2 days
 1 day

Site Contact: Kathryn Smith
 Date: 6/8/17
 Lab Contact: Laura Turpen
 Carrier: FedEx
 COC No: 1 of 2
 of COCs

Sampler:
 For Lab Use Only:
 Walk-in Client:
 Lab Sampling:
 Job / SDG No.:

Sample Identification	Sample Date	Sample Time	Sample Type (C=Comp, G=Grab)	Matrix	# of Cont.	Filtered Sample (Y/N)	Perform MS/MSD (Y/N)	Sample Specific Notes:
WI-AF-1RW50-0617	6/5/17	10:09	G	DW	2	N		
WI-AF-1RW50-0617-MS	6/5/17	10:09	G	DW	2	N		
WI-AF-1RW50-0617-SD	6/5/17	10:09	G	DW	2	N		
WI-AF-1FB50-0617	6/5/17	10:10	G	DW	2	N		
WI-AF-1RW51-0617	6/5/17	12:01	G	DW	2	N		
WI-AF-1FB51-0617	6/5/17	12:02	G	DW	2	N		
WI-AF-1RW52-0617	6/6/17	11:45	G	DW	2	N		
WI-AF-1RW52P-0617	6/6/17	11:46	G	DW	2	N		
WI-AF-1FB52-0617	6/6/17	11:48	G	DW	2	N		
WI-AF-1RW53-0617	6/7/17	15:19	G	DW	2	N		
WI-AF-1FB53-0617	6/7/17	15:20	G	DW	2	N		
WI-AF-1RW54-0617	6/8/17	10:33	G	DW	2	N		



Preservation Used: 1= Ice, 2= HCl; 3= H2SO4; 4=HNO3; 5=NaOH; 6= Other: Ice

Possible Hazard Identification: Please List any EPA Waste Codes for the sample in the Comments Section if the lab is to dispose of the sample.

Non-Hazard Flammable Skin Irritant Poison B Unknown

Special Instructions/QC Requirements & Comments:

Sample Disposal (A fee may be assessed if samples are retained longer than 1 month)
 Return to Client Disposal by Lab Archive for _____ Months

Cooler Temp. (°C): Obs'd: 0.9 Corrd: - Therm ID No.: AK-1

Relinquished by: Kathryn Smith Date/Time: 6/8/17 1000
 Company: CH2M Hill
 Relinquished by: LAURA TURPEN Date/Time: 6/9/17 925
 Company: T A W S
 Relinquished by: _____ Date/Time: _____
 Company: _____



Login Sample Receipt Checklist

Client: CH2M Hill Constructors, Inc.

Job Number: 320-28973-1

Login Number: 28973

List Source: TestAmerica Sacramento

List Number: 1

Creator: Turpen, Troy

Question	Answer	Comment
Radioactivity wasn't checked or is \leq background as measured by a survey meter.	True	
The cooler's custody seal, if present, is intact.	True	
Sample custody seals, if present, are intact.	N/A	
The cooler or samples do not appear to have been compromised or tampered with.	True	
Samples were received on ice.	True	
Cooler Temperature is acceptable.	True	
Cooler Temperature is recorded.	True	
COC is present.	True	
COC is filled out in ink and legible.	True	
COC is filled out with all pertinent information.	True	
Is the Field Sampler's name present on COC?	N/A	
There are no discrepancies between the containers received and the COC.	True	
Samples are received within Holding Time (excluding tests with immediate HTs)	True	
Sample containers have legible labels.	True	
Containers are not broken or leaking.	True	
Sample collection date/times are provided.	True	
Appropriate sample containers are used.	True	
Sample bottles are completely filled.	True	
Sample Preservation Verified.	N/A	
There is sufficient vol. for all requested analyses, incl. any requested MS/MSDs	True	
Containers requiring zero headspace have no headspace or bubble is <math><6\text{mm}</math> (1/4").	True	
Multiphasic samples are not present.	True	
Samples do not require splitting or compositing.	True	
Residual Chlorine Checked.	N/A	



ANALYTICAL REPORT

Job Number: 320-28973-1
Job Description: Whidbey Island

For:
CH2M Hill Constructors, Inc.
1100 NE Circle Blvd
Corvallis, OR 97330
Attention: Tiffany Hill



Approved for release.
Laura Turpen
Project Manager I
6/20/2017 4:01 PM

Laura Turpen, Project Manager I
880 Riverside Parkway, West Sacramento, CA, 95605
(916)374-4414
laura.turpen@testamericainc.com
06/20/2017

Table of Contents

Cover Title Page	1
Data Summaries	4
Definitions	4
Case Narrative	5
Detection Summary	6
Client Sample Results	7
Default Detection Limits	10
Surrogate Summary	11
QC Sample Results	12
QC Association	14
Chronicle	15
Certification Summary	17
Method Summary	18
Sample Summary	19
Manual Integration Summary	20
Reagent Traceability	21
COAs	29
Organic Sample Data	69
LCMS	69
Method 537 DOD	69
Method 537 DOD QC Summary	70
Method 537 DOD Sample Data	82
Standards Data	142
Method 537 DOD ICAL Data	142
Method 537 DOD CCAL Data	200
Raw QC Data	250

Table of Contents

Method 537 DOD Blank Data	250
Method 537 DOD LCS/LCSD Data	255
Method 537 DOD MS/MSD Data	260
Method 537 DOD Run Logs	270
Method 537 DOD Prep Data	275
Shipping and Receiving Documents	298
Client Chain of Custody	299
Sample Receipt Checklist	301

Definitions/Glossary

Client: CH2M Hill Constructors, Inc.
Project/Site: Whidbey Island

TestAmerica Job ID: 320-28973-1

Qualifiers

LCMS

Qualifier	Qualifier Description
U	Undetected at the Limit of Detection.
J	Estimated: The analyte was positively identified; the quantitation is an estimation
M	Manual integrated compound.

Glossary

Abbreviation	These commonly used abbreviations may or may not be present in this report.
α	Listed under the "D" column to designate that the result is reported on a dry weight basis
%R	Percent Recovery
CFL	Contains Free Liquid
CNF	Contains No Free Liquid
DER	Duplicate Error Ratio (normalized absolute difference)
Dil Fac	Dilution Factor
DL	Detection Limit (DoD/DOE)
DL, RA, RE, IN	Indicates a Dilution, Re-analysis, Re-extraction, or additional Initial metals/anion analysis of the sample
DLC	Decision Level Concentration (Radiochemistry)
EDL	Estimated Detection Limit (Dioxin)
LOD	Limit of Detection (DoD/DOE)
LOQ	Limit of Quantitation (DoD/DOE)
MDA	Minimum Detectable Activity (Radiochemistry)
MDC	Minimum Detectable Concentration (Radiochemistry)
MDL	Method Detection Limit
ML	Minimum Level (Dioxin)
NC	Not Calculated
ND	Not Detected at the reporting limit (or MDL or EDL if shown)
PQL	Practical Quantitation Limit
QC	Quality Control
RER	Relative Error Ratio (Radiochemistry)
RL	Reporting Limit or Requested Limit (Radiochemistry)
RPD	Relative Percent Difference, a measure of the relative difference between two points
TEF	Toxicity Equivalent Factor (Dioxin)
TEQ	Toxicity Equivalent Quotient (Dioxin)

CASE NARRATIVE
Client: CH2M Hill Constructors, Inc.
Project: Whidbey Island
Report Number: 320-28973-1

With the exceptions noted as flags or footnotes, standard analytical protocols were followed in the analysis of the samples and no problems were encountered or anomalies observed. In addition all laboratory quality control samples were within established control limits, with any exceptions noted below. Each sample was analyzed to achieve the lowest possible reporting limit within the constraints of the method. In some cases, due to interference or analytes present at high concentrations, samples were diluted. For diluted samples, the reporting limits are adjusted relative to the dilution required.

TestAmerica Sacramento attests to the validity of the laboratory data generated by TestAmerica facilities reported herein. All analyses performed by TestAmerica facilities were done using established laboratory SOPs that incorporate QA/QC procedures described in the applicable methods. TestAmerica's operations groups have reviewed the data for compliance with the laboratory QA/QC plan, and data have been found to be compliant with laboratory protocols unless otherwise noted below.

TestAmerica utilizes USEPA approved methods and DOD QSM, where applicable, in all analytical work. The samples presented in this report were analyzed for the parameter(s) listed on the analytical methods summary page in accordance with the method(s) indicated. A summary of QC data for these analyses is included at the back of the report.

All parameters for which TestAmerica Sacramento has certification were evaluated to the QSM specified reporting convention or to the client specified format if different from QSM. Parameters not certified under QSM, if any, were evaluated to the detection limit (DL) and include qualified results where applicable.

The sample(s) that contain constituents flagged with U are undetected. The result associated with this flag is the limit of detection (LOD).

Calculations are performed before rounding to avoid round-off errors in calculated results.

All holding times were met and proper preservation noted for the methods performed on these samples, unless otherwise detailed in the individual sections below.

All solid sample results are reported on an "as received" basis unless otherwise indicated by the presence of a % solids value in the method header.

This laboratory report is confidential and is intended for the sole use of TestAmerica and its client.

RECEIPT

The samples were received on 06/09/2017; the samples arrived in good condition, properly preserved and on ice. The temperature of the coolers at receipt was 0.9 C.

PFOA/PFOS

Samples WI-AF-1RW50-0617 (320-28973-1), WI-AF-1FB50-0617 (320-28973-2), WI-AF-1RW51-0617 (320-28973-3), WI-AF-1FB51-0617 (320-28973-4), WI-AF-1RW52-0617 (320-28973-5), WI-AF-1RW52P-0617 (320-28973-6), WI-AF-1FB52-0617 (320-28973-7), WI-AF-1RW53-0617 (320-28973-8), WI-AF-1FB53-0617 (320-28973-9), WI-AF-1RW54-0617 (320-28973-10) and WI-AF-1FB54-0617 (320-28973-11) were analyzed for PFOA/PFOS in accordance with 537. The samples were prepared on 06/13/2017 and analyzed on 06/14/2017 and 06/19/2017.

No analytical or quality issues were noted, other than those described above or in the Definitions/Glossary page.

Detection Summary

Client: CH2M Hill Constructors, Inc.
Project/Site: Whidbey Island

TestAmerica Job ID: 320-28973-1

Client Sample ID: WI-AF-1RW50-0617

Lab Sample ID: 320-28973-1

No Detections.

Client Sample ID: WI-AF-1FB50-0617

Lab Sample ID: 320-28973-2

No Detections.

Client Sample ID: WI-AF-1RW51-0617

Lab Sample ID: 320-28973-3

Analyte	Result	Qualifier	LOQ	DL	Unit	Dil Fac	D	Method	Prep Type
Perfluorooctanesulfonic acid (PFOS)	0.032	J	0.038	0.0064	ug/L	1		537	Total/NA
Perfluorooctanoic acid (PFOA)	0.0064	J M	0.019	0.0027	ug/L	1		537	Total/NA

Client Sample ID: WI-AF-1FB51-0617

Lab Sample ID: 320-28973-4

No Detections.

Client Sample ID: WI-AF-1RW52-0617

Lab Sample ID: 320-28973-5

No Detections.

Client Sample ID: WI-AF-1RW52P-0617

Lab Sample ID: 320-28973-6

No Detections.

Client Sample ID: WI-AF-1FB52-0617

Lab Sample ID: 320-28973-7

No Detections.

Client Sample ID: WI-AF-1RW53-0617

Lab Sample ID: 320-28973-8

No Detections.

Client Sample ID: WI-AF-1FB53-0617

Lab Sample ID: 320-28973-9

No Detections.

Client Sample ID: WI-AF-1RW54-0617

Lab Sample ID: 320-28973-10

No Detections.

Client Sample ID: WI-AF-1FB54-0617

Lab Sample ID: 320-28973-11

No Detections.

This Detection Summary does not include radiochemical test results.

TestAmerica Sacramento

Client Sample Results

Client: CH2M Hill Constructors, Inc.
Project/Site: Whidbey Island

TestAmerica Job ID: 320-28973-1

Client Sample ID: WI-AF-1RW50-0617

Date Collected: 06/05/17 10:09
Date Received: 06/09/17 09:25

Lab Sample ID: 320-28973-1

Matrix: Water

Method: 537 - Perfluorinated Alkyl Acids (LC/MS)

Analyte	Result	Qualifier	LOQ	DL	Unit	D	Prepared	Analyzed	Dil Fac
Perfluorooctanesulfonic acid (PFOS)	0.016	U	0.040	0.0068	ug/L		06/13/17 08:47	06/14/17 22:49	1
Perfluorooctanoic acid (PFOA)	0.0080	U	0.020	0.0028	ug/L		06/13/17 08:47	06/14/17 22:49	1
Perfluorobutanesulfonic acid (PFBS)	0.036	U	0.090	0.016	ug/L		06/13/17 08:47	06/14/17 22:49	1
Surrogate	%Recovery	Qualifier	Limits				Prepared	Analyzed	Dil Fac
13C2 PFHxA	89		70 - 130				06/13/17 08:47	06/14/17 22:49	1
13C2 PFDA	91		70 - 130				06/13/17 08:47	06/14/17 22:49	1

Client Sample ID: WI-AF-1FB50-0617

Date Collected: 06/05/17 10:10
Date Received: 06/09/17 09:25

Lab Sample ID: 320-28973-2

Matrix: Water

Method: 537 - Perfluorinated Alkyl Acids (LC/MS)

Analyte	Result	Qualifier	LOQ	DL	Unit	D	Prepared	Analyzed	Dil Fac
Perfluorooctanesulfonic acid (PFOS)	0.015	U	0.037	0.0064	ug/L		06/13/17 08:47	06/14/17 23:02	1
Perfluorooctanoic acid (PFOA)	0.0075	U	0.019	0.0026	ug/L		06/13/17 08:47	06/14/17 23:02	1
Perfluorobutanesulfonic acid (PFBS)	0.034	U	0.084	0.015	ug/L		06/13/17 08:47	06/14/17 23:02	1
Surrogate	%Recovery	Qualifier	Limits				Prepared	Analyzed	Dil Fac
13C2 PFHxA	93		70 - 130				06/13/17 08:47	06/14/17 23:02	1
13C2 PFDA	93		70 - 130				06/13/17 08:47	06/14/17 23:02	1

Client Sample ID: WI-AF-1RW51-0617

Date Collected: 06/05/17 12:01
Date Received: 06/09/17 09:25

Lab Sample ID: 320-28973-3

Matrix: Water

Method: 537 - Perfluorinated Alkyl Acids (LC/MS)

Analyte	Result	Qualifier	LOQ	DL	Unit	D	Prepared	Analyzed	Dil Fac
Perfluorooctanesulfonic acid (PFOS)	0.032	J	0.038	0.0064	ug/L		06/13/17 08:47	06/14/17 23:07	1
Perfluorooctanoic acid (PFOA)	0.0064	J M	0.019	0.0027	ug/L		06/13/17 08:47	06/14/17 23:07	1
Perfluorobutanesulfonic acid (PFBS)	0.034	U M	0.085	0.015	ug/L		06/13/17 08:47	06/14/17 23:07	1
Surrogate	%Recovery	Qualifier	Limits				Prepared	Analyzed	Dil Fac
13C2 PFHxA	84		70 - 130				06/13/17 08:47	06/14/17 23:07	1
13C2 PFDA	91		70 - 130				06/13/17 08:47	06/14/17 23:07	1

Client Sample ID: WI-AF-1FB51-0617

Date Collected: 06/05/17 12:02
Date Received: 06/09/17 09:25

Lab Sample ID: 320-28973-4

Matrix: Water

Method: 537 - Perfluorinated Alkyl Acids (LC/MS)

Analyte	Result	Qualifier	LOQ	DL	Unit	D	Prepared	Analyzed	Dil Fac
Perfluorooctanesulfonic acid (PFOS)	0.015	U	0.038	0.0064	ug/L		06/13/17 08:47	06/14/17 23:11	1
Perfluorooctanoic acid (PFOA)	0.0076	U M	0.019	0.0027	ug/L		06/13/17 08:47	06/14/17 23:11	1
Perfluorobutanesulfonic acid (PFBS)	0.034	U	0.085	0.015	ug/L		06/13/17 08:47	06/14/17 23:11	1
Surrogate	%Recovery	Qualifier	Limits				Prepared	Analyzed	Dil Fac
13C2 PFHxA	91		70 - 130				06/13/17 08:47	06/14/17 23:11	1
13C2 PFDA	90		70 - 130				06/13/17 08:47	06/14/17 23:11	1

Client Sample Results

Client: CH2M Hill Constructors, Inc.
Project/Site: Whidbey Island

TestAmerica Job ID: 320-28973-1

Client Sample ID: WI-AF-1RW52-0617

Lab Sample ID: 320-28973-5

Date Collected: 06/06/17 11:45

Matrix: Water

Date Received: 06/09/17 09:25

Method: 537 - Perfluorinated Alkyl Acids (LC/MS)

Analyte	Result	Qualifier	LOQ	DL	Unit	D	Prepared	Analyzed	Dil Fac
Perfluorooctanesulfonic acid (PFOS)	0.015	U	0.039	0.0066	ug/L		06/13/17 08:47	06/19/17 18:42	1
Perfluorooctanoic acid (PFOA)	0.0077	U	0.019	0.0027	ug/L		06/13/17 08:47	06/19/17 18:42	1
Perfluorobutanesulfonic acid (PFBS)	0.035	U	0.087	0.016	ug/L		06/13/17 08:47	06/19/17 18:42	1
Surrogate	%Recovery	Qualifier	Limits				Prepared	Analyzed	Dil Fac
13C2 PFHxA	81		70 - 130				06/13/17 08:47	06/19/17 18:42	1
13C2 PFDA	84		70 - 130				06/13/17 08:47	06/19/17 18:42	1

Client Sample ID: WI-AF-1RW52P-0617

Lab Sample ID: 320-28973-6

Date Collected: 06/06/17 11:46

Matrix: Water

Date Received: 06/09/17 09:25

Method: 537 - Perfluorinated Alkyl Acids (LC/MS)

Analyte	Result	Qualifier	LOQ	DL	Unit	D	Prepared	Analyzed	Dil Fac
Perfluorooctanesulfonic acid (PFOS)	0.015	U	0.038	0.0064	ug/L		06/13/17 08:47	06/14/17 23:20	1
Perfluorooctanoic acid (PFOA)	0.0075	U	0.019	0.0026	ug/L		06/13/17 08:47	06/14/17 23:20	1
Perfluorobutanesulfonic acid (PFBS)	0.034	U	0.085	0.015	ug/L		06/13/17 08:47	06/14/17 23:20	1
Surrogate	%Recovery	Qualifier	Limits				Prepared	Analyzed	Dil Fac
13C2 PFHxA	87		70 - 130				06/13/17 08:47	06/14/17 23:20	1
13C2 PFDA	87		70 - 130				06/13/17 08:47	06/14/17 23:20	1

Client Sample ID: WI-AF-1FB52-0617

Lab Sample ID: 320-28973-7

Date Collected: 06/06/17 11:48

Matrix: Water

Date Received: 06/09/17 09:25

Method: 537 - Perfluorinated Alkyl Acids (LC/MS)

Analyte	Result	Qualifier	LOQ	DL	Unit	D	Prepared	Analyzed	Dil Fac
Perfluorooctanesulfonic acid (PFOS)	0.015	U	0.039	0.0066	ug/L		06/13/17 08:47	06/14/17 23:33	1
Perfluorooctanoic acid (PFOA)	0.0077	U	0.019	0.0027	ug/L		06/13/17 08:47	06/14/17 23:33	1
Perfluorobutanesulfonic acid (PFBS)	0.035	U	0.087	0.016	ug/L		06/13/17 08:47	06/14/17 23:33	1
Surrogate	%Recovery	Qualifier	Limits				Prepared	Analyzed	Dil Fac
13C2 PFHxA	88		70 - 130				06/13/17 08:47	06/14/17 23:33	1
13C2 PFDA	90		70 - 130				06/13/17 08:47	06/14/17 23:33	1

Client Sample ID: WI-AF-1RW53-0617

Lab Sample ID: 320-28973-8

Date Collected: 06/07/17 15:19

Matrix: Water

Date Received: 06/09/17 09:25

Method: 537 - Perfluorinated Alkyl Acids (LC/MS)

Analyte	Result	Qualifier	LOQ	DL	Unit	D	Prepared	Analyzed	Dil Fac
Perfluorooctanesulfonic acid (PFOS)	0.016	U	0.039	0.0067	ug/L		06/13/17 08:47	06/14/17 23:38	1
Perfluorooctanoic acid (PFOA)	0.0079	U	0.020	0.0028	ug/L		06/13/17 08:47	06/14/17 23:38	1
Perfluorobutanesulfonic acid (PFBS)	0.035	U	0.089	0.016	ug/L		06/13/17 08:47	06/14/17 23:38	1
Surrogate	%Recovery	Qualifier	Limits				Prepared	Analyzed	Dil Fac
13C2 PFHxA	84		70 - 130				06/13/17 08:47	06/14/17 23:38	1
13C2 PFDA	95		70 - 130				06/13/17 08:47	06/14/17 23:38	1

Client Sample Results

Client: CH2M Hill Constructors, Inc.
Project/Site: Whidbey Island

TestAmerica Job ID: 320-28973-1

Client Sample ID: WI-AF-1FB53-0617

Lab Sample ID: 320-28973-9

Date Collected: 06/07/17 15:20

Matrix: Water

Date Received: 06/09/17 09:25

Method: 537 - Perfluorinated Alkyl Acids (LC/MS)

Analyte	Result	Qualifier	LOQ	DL	Unit	D	Prepared	Analyzed	Dil Fac
Perfluorooctanesulfonic acid (PFOS)	0.015	U	0.038	0.0065	ug/L		06/13/17 08:47	06/14/17 23:42	1
Perfluorooctanoic acid (PFOA)	0.0076	U	0.019	0.0027	ug/L		06/13/17 08:47	06/14/17 23:42	1
Perfluorobutanesulfonic acid (PFBS)	0.034	U	0.085	0.015	ug/L		06/13/17 08:47	06/14/17 23:42	1
Surrogate	%Recovery	Qualifier	Limits				Prepared	Analyzed	Dil Fac
13C2 PFHxA	90		70 - 130				06/13/17 08:47	06/14/17 23:42	1
13C2 PFDA	83		70 - 130				06/13/17 08:47	06/14/17 23:42	1

Client Sample ID: WI-AF-1RW54-0617

Lab Sample ID: 320-28973-10

Date Collected: 06/08/17 10:33

Matrix: Water

Date Received: 06/09/17 09:25

Method: 537 - Perfluorinated Alkyl Acids (LC/MS)

Analyte	Result	Qualifier	LOQ	DL	Unit	D	Prepared	Analyzed	Dil Fac
Perfluorooctanesulfonic acid (PFOS)	0.015	U	0.038	0.0064	ug/L		06/13/17 08:47	06/14/17 23:46	1
Perfluorooctanoic acid (PFOA)	0.0076	U	0.019	0.0026	ug/L		06/13/17 08:47	06/14/17 23:46	1
Perfluorobutanesulfonic acid (PFBS)	0.034	U	0.085	0.015	ug/L		06/13/17 08:47	06/14/17 23:46	1
Surrogate	%Recovery	Qualifier	Limits				Prepared	Analyzed	Dil Fac
13C2 PFHxA	85		70 - 130				06/13/17 08:47	06/14/17 23:46	1
13C2 PFDA	85		70 - 130				06/13/17 08:47	06/14/17 23:46	1

Client Sample ID: WI-AF-1FB54-0617

Lab Sample ID: 320-28973-11

Date Collected: 06/08/17 10:34

Matrix: Water

Date Received: 06/09/17 09:25

Method: 537 - Perfluorinated Alkyl Acids (LC/MS)

Analyte	Result	Qualifier	LOQ	DL	Unit	D	Prepared	Analyzed	Dil Fac
Perfluorooctanesulfonic acid (PFOS)	0.015	U	0.037	0.0064	ug/L		06/13/17 08:47	06/14/17 23:51	1
Perfluorooctanoic acid (PFOA)	0.0075	U	0.019	0.0026	ug/L		06/13/17 08:47	06/14/17 23:51	1
Perfluorobutanesulfonic acid (PFBS)	0.034	U	0.084	0.015	ug/L		06/13/17 08:47	06/14/17 23:51	1
Surrogate	%Recovery	Qualifier	Limits				Prepared	Analyzed	Dil Fac
13C2 PFHxA	88		70 - 130				06/13/17 08:47	06/14/17 23:51	1
13C2 PFDA	84		70 - 130				06/13/17 08:47	06/14/17 23:51	1

Default Detection Limits

Client: CH2M Hill Constructors, Inc.
Project/Site: Whidbey Island

TestAmerica Job ID: 320-28973-1

Method: 537 - Perfluorinated Alkyl Acids (LC/MS)

Prep: 537

Analyte	LOQ	DL	Units	Method
Perfluorobutanesulfonic acid (PFBS)	0.090	0.016	ug/L	537
Perfluorooctanesulfonic acid (PFOS)	0.040	0.0068	ug/L	537
Perfluorooctanoic acid (PFOA)	0.020	0.0028	ug/L	537

Surrogate Summary

Client: CH2M Hill Constructors, Inc.
 Project/Site: Whidbey Island

TestAmerica Job ID: 320-28973-1

Method: 537 - Perfluorinated Alkyl Acids (LC/MS)

Matrix: Water

Prep Type: Total/NA

Lab Sample ID	Client Sample ID	Percent Surrogate Recovery (Acceptance Limits)	
		3C2 PFHx (70-130)	3C2 PFDA (70-130)
320-28973-1	WI-AF-1RW50-0617	89	91
320-28973-1 LMS	WI-AF-1RW50-0617	87	85
320-28973-1 LMSD	WI-AF-1RW50-0617	90	90
320-28973-2	WI-AF-1FB50-0617	93	93
320-28973-3	WI-AF-1RW51-0617	84	91
320-28973-4	WI-AF-1FB51-0617	91	90
320-28973-5	WI-AF-1RW52-0617	81	84
320-28973-6	WI-AF-1RW52P-0617	87	87
320-28973-7	WI-AF-1FB52-0617	88	90
320-28973-8	WI-AF-1RW53-0617	84	95
320-28973-9	WI-AF-1FB53-0617	90	83
320-28973-10	WI-AF-1RW54-0617	85	85
320-28973-11	WI-AF-1FB54-0617	88	84
LLCS 320-168959/2-A	Lab Control Sample	94	92
MB 320-168959/1-A	Method Blank	87	89

Surrogate Legend

13C2 PFHxA = 13C2 PFHxA

13C2 PFDA = 13C2 PFDA

QC Sample Results

Client: CH2M Hill Constructors, Inc.
Project/Site: Whidbey Island

TestAmerica Job ID: 320-28973-1

Method: 537 - Perfluorinated Alkyl Acids (LC/MS)

Lab Sample ID: MB 320-168959/1-A
Matrix: Water
Analysis Batch: 169413

Client Sample ID: Method Blank
Prep Type: Total/NA
Prep Batch: 168959

Analyte	MB MB		LOQ	DL	Unit	D	Prepared	Analyzed	Dil Fac
	Result	Qualifier							
Perfluorooctanesulfonic acid (PFOS)	0.016	U	0.040	0.0068	ug/L		06/13/17 08:47	06/14/17 22:40	1
Perfluorooctanoic acid (PFOA)	0.0080	U	0.020	0.0028	ug/L		06/13/17 08:47	06/14/17 22:40	1
Perfluorobutanesulfonic acid (PFBS)	0.036	U	0.090	0.016	ug/L		06/13/17 08:47	06/14/17 22:40	1

Surrogate	MB MB		Limits	Prepared	Analyzed	Dil Fac
	%Recovery	Qualifier				
13C2 PFHxA	87		70 - 130	06/13/17 08:47	06/14/17 22:40	1
13C2 PFDA	89		70 - 130	06/13/17 08:47	06/14/17 22:40	1

Lab Sample ID: LLCS 320-168959/2-A
Matrix: Water
Analysis Batch: 169413

Client Sample ID: Lab Control Sample
Prep Type: Total/NA
Prep Batch: 168959

Analyte	Spike Added	LLCS LLCS		Unit	D	%Rec	Limits
		Result	Qualifier				
Perfluorooctanesulfonic acid (PFOS)	0.0400	0.0392	J	ug/L		98	50 - 150
Perfluorooctanoic acid (PFOA)	0.0200	0.0189	J	ug/L		94	50 - 150
Perfluorobutanesulfonic acid (PFBS)	0.0883	0.0930		ug/L		105	50 - 150

Surrogate	LLCS LLCS		Limits
	%Recovery	Qualifier	
13C2 PFHxA	94		70 - 130
13C2 PFDA	92		70 - 130

Lab Sample ID: 320-28973-1 LMS
Matrix: Water
Analysis Batch: 169413

Client Sample ID: WI-AF-1RW50-0617
Prep Type: Total/NA
Prep Batch: 168959

Analyte	Sample Result	Sample Qualifier	Spike Added	LMS LMS		Unit	D	%Rec	Limits
				Result	Qualifier				
Perfluorooctanesulfonic acid (PFOS)	0.016	U	0.0383	0.0361	J	ug/L		94	50 - 150
Perfluorooctanoic acid (PFOA)	0.0080	U	0.0191	0.0177	J	ug/L		93	50 - 150
Perfluorobutanesulfonic acid (PFBS)	0.036	U	0.0846	0.0855	J	ug/L		101	50 - 150

Surrogate	LMS LMS		Limits
	%Recovery	Qualifier	
13C2 PFHxA	87		70 - 130
13C2 PFDA	85		70 - 130

Lab Sample ID: 320-28973-1 LMSD
Matrix: Water
Analysis Batch: 169413

Client Sample ID: WI-AF-1RW50-0617
Prep Type: Total/NA
Prep Batch: 168959

Analyte	Sample Result	Sample Qualifier	Spike Added	LMSD LMSD		Unit	D	%Rec	Limits	RPD	
				Result	Qualifier					RPD	Limit
Perfluorooctanesulfonic acid (PFOS)	0.016	U	0.0390	0.0370	J	ug/L		95	50 - 150	3	50
Perfluorooctanoic acid (PFOA)	0.0080	U	0.0195	0.0185	J	ug/L		95	50 - 150	4	50
Perfluorobutanesulfonic acid (PFBS)	0.036	U	0.0862	0.0906		ug/L		105	50 - 150	6	50

TestAmerica Sacramento

QC Sample Results

Client: CH2M Hill Constructors, Inc.
Project/Site: Whidbey Island

TestAmerica Job ID: 320-28973-1

Method: 537 - Perfluorinated Alkyl Acids (LC/MS) (Continued)

Lab Sample ID: 320-28973-1 LMSD

Matrix: Water

Analysis Batch: 169413

Client Sample ID: WI-AF-1RW50-0617

Prep Type: Total/NA

Prep Batch: 168959

<i>Surrogate</i>	<i>LMSD</i> <i>%Recovery</i>	<i>LMSD</i> <i>Qualifier</i>	<i>Limits</i>
<i>13C2 PFHxA</i>	<i>90</i>		<i>70 - 130</i>
<i>13C2 PFDA</i>	<i>90</i>		<i>70 - 130</i>

QC Association Summary

Client: CH2M Hill Constructors, Inc.
Project/Site: Whidbey Island

TestAmerica Job ID: 320-28973-1

LCMS

Prep Batch: 168959

Lab Sample ID	Client Sample ID	Prep Type	Matrix	Method	Prep Batch
320-28973-1	WI-AF-1RW50-0617	Total/NA	Water	537	
320-28973-2	WI-AF-1FB50-0617	Total/NA	Water	537	
320-28973-3	WI-AF-1RW51-0617	Total/NA	Water	537	
320-28973-4	WI-AF-1FB51-0617	Total/NA	Water	537	
320-28973-5	WI-AF-1RW52-0617	Total/NA	Water	537	
320-28973-6	WI-AF-1RW52P-0617	Total/NA	Water	537	
320-28973-7	WI-AF-1FB52-0617	Total/NA	Water	537	
320-28973-8	WI-AF-1RW53-0617	Total/NA	Water	537	
320-28973-9	WI-AF-1FB53-0617	Total/NA	Water	537	
320-28973-10	WI-AF-1RW54-0617	Total/NA	Water	537	
320-28973-11	WI-AF-1FB54-0617	Total/NA	Water	537	
MB 320-168959/1-A	Method Blank	Total/NA	Water	537	
LLCS 320-168959/2-A	Lab Control Sample	Total/NA	Water	537	
320-28973-1 LMS	WI-AF-1RW50-0617	Total/NA	Water	537	
320-28973-1 LMSD	WI-AF-1RW50-0617	Total/NA	Water	537	

Analysis Batch: 169413

Lab Sample ID	Client Sample ID	Prep Type	Matrix	Method	Prep Batch
320-28973-1	WI-AF-1RW50-0617	Total/NA	Water	537	168959
320-28973-2	WI-AF-1FB50-0617	Total/NA	Water	537	168959
320-28973-3	WI-AF-1RW51-0617	Total/NA	Water	537	168959
320-28973-4	WI-AF-1FB51-0617	Total/NA	Water	537	168959
320-28973-6	WI-AF-1RW52P-0617	Total/NA	Water	537	168959
MB 320-168959/1-A	Method Blank	Total/NA	Water	537	168959
LLCS 320-168959/2-A	Lab Control Sample	Total/NA	Water	537	168959
320-28973-1 LMS	WI-AF-1RW50-0617	Total/NA	Water	537	168959
320-28973-1 LMSD	WI-AF-1RW50-0617	Total/NA	Water	537	168959

Analysis Batch: 169414

Lab Sample ID	Client Sample ID	Prep Type	Matrix	Method	Prep Batch
320-28973-7	WI-AF-1FB52-0617	Total/NA	Water	537	168959
320-28973-8	WI-AF-1RW53-0617	Total/NA	Water	537	168959
320-28973-9	WI-AF-1FB53-0617	Total/NA	Water	537	168959
320-28973-10	WI-AF-1RW54-0617	Total/NA	Water	537	168959
320-28973-11	WI-AF-1FB54-0617	Total/NA	Water	537	168959

Analysis Batch: 169962

Lab Sample ID	Client Sample ID	Prep Type	Matrix	Method	Prep Batch
320-28973-5	WI-AF-1RW52-0617	Total/NA	Water	537	168959

Lab Chronicle

Client: CH2M Hill Constructors, Inc.
Project/Site: Whidbey Island

TestAmerica Job ID: 320-28973-1

Client Sample ID: WI-AF-1RW50-0617

Date Collected: 06/05/17 10:09

Date Received: 06/09/17 09:25

Lab Sample ID: 320-28973-1

Matrix: Water

Prep Type	Batch Type	Batch Method	Run	Dilution Factor	Batch Number	Prepared or Analyzed	Analyst	Lab
Total/NA	Prep	537			168959	06/13/17 08:47	NS1	TAL SAC
Total/NA	Analysis	537		1	169413	06/14/17 22:49	JRB	TAL SAC

Client Sample ID: WI-AF-1FB50-0617

Date Collected: 06/05/17 10:10

Date Received: 06/09/17 09:25

Lab Sample ID: 320-28973-2

Matrix: Water

Prep Type	Batch Type	Batch Method	Run	Dilution Factor	Batch Number	Prepared or Analyzed	Analyst	Lab
Total/NA	Prep	537			168959	06/13/17 08:47	NS1	TAL SAC
Total/NA	Analysis	537		1	169413	06/14/17 23:02	JRB	TAL SAC

Client Sample ID: WI-AF-1RW51-0617

Date Collected: 06/05/17 12:01

Date Received: 06/09/17 09:25

Lab Sample ID: 320-28973-3

Matrix: Water

Prep Type	Batch Type	Batch Method	Run	Dilution Factor	Batch Number	Prepared or Analyzed	Analyst	Lab
Total/NA	Prep	537			168959	06/13/17 08:47	NS1	TAL SAC
Total/NA	Analysis	537		1	169413	06/14/17 23:07	JRB	TAL SAC

Client Sample ID: WI-AF-1FB51-0617

Date Collected: 06/05/17 12:02

Date Received: 06/09/17 09:25

Lab Sample ID: 320-28973-4

Matrix: Water

Prep Type	Batch Type	Batch Method	Run	Dilution Factor	Batch Number	Prepared or Analyzed	Analyst	Lab
Total/NA	Prep	537			168959	06/13/17 08:47	NS1	TAL SAC
Total/NA	Analysis	537		1	169413	06/14/17 23:11	JRB	TAL SAC

Client Sample ID: WI-AF-1RW52-0617

Date Collected: 06/06/17 11:45

Date Received: 06/09/17 09:25

Lab Sample ID: 320-28973-5

Matrix: Water

Prep Type	Batch Type	Batch Method	Run	Dilution Factor	Batch Number	Prepared or Analyzed	Analyst	Lab
Total/NA	Prep	537			168959	06/13/17 08:47	NS1	TAL SAC
Total/NA	Analysis	537		1	169962	06/19/17 18:42	JRB	TAL SAC

Client Sample ID: WI-AF-1RW52P-0617

Date Collected: 06/06/17 11:46

Date Received: 06/09/17 09:25

Lab Sample ID: 320-28973-6

Matrix: Water

Prep Type	Batch Type	Batch Method	Run	Dilution Factor	Batch Number	Prepared or Analyzed	Analyst	Lab
Total/NA	Prep	537			168959	06/13/17 08:47	NS1	TAL SAC
Total/NA	Analysis	537		1	169413	06/14/17 23:20	JRB	TAL SAC

TestAmerica Sacramento

Lab Chronicle

Client: CH2M Hill Constructors, Inc.
Project/Site: Whidbey Island

TestAmerica Job ID: 320-28973-1

Client Sample ID: WI-AF-1FB52-0617

Lab Sample ID: 320-28973-7

Date Collected: 06/06/17 11:48

Matrix: Water

Date Received: 06/09/17 09:25

Prep Type	Batch Type	Batch Method	Run	Dilution Factor	Batch Number	Prepared or Analyzed	Analyst	Lab
Total/NA	Prep	537			168959	06/13/17 08:47	NS1	TAL SAC
Total/NA	Analysis	537		1	169414	06/14/17 23:33	JRB	TAL SAC

Client Sample ID: WI-AF-1RW53-0617

Lab Sample ID: 320-28973-8

Date Collected: 06/07/17 15:19

Matrix: Water

Date Received: 06/09/17 09:25

Prep Type	Batch Type	Batch Method	Run	Dilution Factor	Batch Number	Prepared or Analyzed	Analyst	Lab
Total/NA	Prep	537			168959	06/13/17 08:47	NS1	TAL SAC
Total/NA	Analysis	537		1	169414	06/14/17 23:38	JRB	TAL SAC

Client Sample ID: WI-AF-1FB53-0617

Lab Sample ID: 320-28973-9

Date Collected: 06/07/17 15:20

Matrix: Water

Date Received: 06/09/17 09:25

Prep Type	Batch Type	Batch Method	Run	Dilution Factor	Batch Number	Prepared or Analyzed	Analyst	Lab
Total/NA	Prep	537			168959	06/13/17 08:47	NS1	TAL SAC
Total/NA	Analysis	537		1	169414	06/14/17 23:42	JRB	TAL SAC

Client Sample ID: WI-AF-1RW54-0617

Lab Sample ID: 320-28973-10

Date Collected: 06/08/17 10:33

Matrix: Water

Date Received: 06/09/17 09:25

Prep Type	Batch Type	Batch Method	Run	Dilution Factor	Batch Number	Prepared or Analyzed	Analyst	Lab
Total/NA	Prep	537			168959	06/13/17 08:47	NS1	TAL SAC
Total/NA	Analysis	537		1	169414	06/14/17 23:46	JRB	TAL SAC

Client Sample ID: WI-AF-1FB54-0617

Lab Sample ID: 320-28973-11

Date Collected: 06/08/17 10:34

Matrix: Water

Date Received: 06/09/17 09:25

Prep Type	Batch Type	Batch Method	Run	Dilution Factor	Batch Number	Prepared or Analyzed	Analyst	Lab
Total/NA	Prep	537			168959	06/13/17 08:47	NS1	TAL SAC
Total/NA	Analysis	537		1	169414	06/14/17 23:51	JRB	TAL SAC

Laboratory References:

TAL SAC = TestAmerica Sacramento, 880 Riverside Parkway, West Sacramento, CA 95605, TEL (916)373-5600

Accreditation/Certification Summary

Client: CH2M Hill Constructors, Inc.
Project/Site: Whidbey Island

TestAmerica Job ID: 320-28973-1

Laboratory: TestAmerica Sacramento

All accreditations/certifications held by this laboratory are listed. Not all accreditations/certifications are applicable to this report.

Authority	Program	EPA Region	Identification Number	Expiration Date
Alaska (UST)	State Program	10	UST-055	12-18-17
Arizona	State Program	9	AZ0708	08-11-18
Arkansas DEQ	State Program	6	88-0691	06-17-18
California	State Program	9	2897	01-31-18
Colorado	State Program	8	CA00044	08-31-17
Connecticut	State Program	1	PH-0691	06-30-19
Florida	NELAP	4	E87570	06-30-17
Hawaii	State Program	9	N/A	01-29-18
Illinois	NELAP	5	200060	03-17-18
Kansas	NELAP	7	E-10375	10-31-17
L-A-B	DoD ELAP		L2468	01-20-18
Louisiana	NELAP	6	30612	06-30-17
Maine	State Program	1	CA0004	04-18-18
Michigan	State Program	5	9947	01-31-18
Nevada	State Program	9	CA00044	07-31-17
New Hampshire	NELAP	1	2997	04-18-18
New Jersey	NELAP	2	CA005	06-30-17
New York	NELAP	2	11666	04-01-18
Oregon	NELAP	10	4040	01-28-18
Pennsylvania	NELAP	3	68-01272	03-31-18
Texas	NELAP	6	T104704399	05-31-18
US Fish & Wildlife	Federal		LE148388-0	10-31-17
USDA	Federal		P330-11-00436	12-30-17
USEPA UCMR	Federal	1	CA00044	11-06-18
Utah	NELAP	8	CA00044	02-28-18
Virginia	NELAP	3	460278	03-14-18
Washington	State Program	10	C581	05-05-18
West Virginia (DW)	State Program	3	9930C	12-31-17
Wyoming	State Program	8	8TMS-L	01-29-17 *

* Accreditation/Certification renewal pending - accreditation/certification considered valid.

Method Summary

Client: CH2M Hill Constructors, Inc.
Project/Site: Whidbey Island

TestAmerica Job ID: 320-28973-1

Method	Method Description	Protocol	Laboratory
537	Perfluorinated Alkyl Acids (LC/MS)	EPA	TAL SAC

Protocol References:

EPA = US Environmental Protection Agency

Laboratory References:

TAL SAC = TestAmerica Sacramento, 880 Riverside Parkway, West Sacramento, CA 95605, TEL (916)373-5600

Sample Summary

Client: CH2M Hill Constructors, Inc.
Project/Site: Whidbey Island

TestAmerica Job ID: 320-28973-1

Lab Sample ID	Client Sample ID	Matrix	Collected	Received
320-28973-1	WI-AF-1RW50-0617	Water	06/05/17 10:09	06/09/17 09:25
320-28973-2	WI-AF-1FB50-0617	Water	06/05/17 10:10	06/09/17 09:25
320-28973-3	WI-AF-1RW51-0617	Water	06/05/17 12:01	06/09/17 09:25
320-28973-4	WI-AF-1FB51-0617	Water	06/05/17 12:02	06/09/17 09:25
320-28973-5	WI-AF-1RW52-0617	Water	06/06/17 11:45	06/09/17 09:25
320-28973-6	WI-AF-1RW52P-0617	Water	06/06/17 11:46	06/09/17 09:25
320-28973-7	WI-AF-1FB52-0617	Water	06/06/17 11:48	06/09/17 09:25
320-28973-8	WI-AF-1RW53-0617	Water	06/07/17 15:19	06/09/17 09:25
320-28973-9	WI-AF-1FB53-0617	Water	06/07/17 15:20	06/09/17 09:25
320-28973-10	WI-AF-1RW54-0617	Water	06/08/17 10:33	06/09/17 09:25
320-28973-11	WI-AF-1FB54-0617	Water	06/08/17 10:34	06/09/17 09:25

LCMS MANUAL INTEGRATION SUMMARY

Lab Name: TestAmerica Sacramento Job No.: 320-28973-1

SDG No.: _____

Instrument ID: A8_N Analysis Batch Number: 169413

Lab Sample ID: 320-28973-3 Client Sample ID: WI-AF-1RW51-0617

Date Analyzed: 06/14/17 23:07 Lab File ID: 2017.06.14_537B_029.d GC Column: GeminiC18 3x1 ID: 3(mm)

COMPOUND NAME	RETENTION TIME	MANUAL INTEGRATION		
		REASON	ANALYST	DATE
Perfluorobutanesulfonic acid (PFBS)	1.86	Incomplete Integration	barnettj	06/15/17 15:03
Perfluorooctanoic acid (PFOA)	2.49	Isomers	barnettj	06/15/17 15:04

Lab Sample ID: 320-28973-4 Client Sample ID: WI-AF-1FB51-0617

Date Analyzed: 06/14/17 23:11 Lab File ID: 2017.06.14_537B_030.d GC Column: GeminiC18 3x1 ID: 3(mm)

COMPOUND NAME	RETENTION TIME	MANUAL INTEGRATION		
		REASON	ANALYST	DATE
Perfluorooctanoic acid (PFOA)	2.49	Incomplete Integration	barnettj	06/15/17 15:06

REAGENT TRACEABILITY SUMMARY

Lab Name: TestAmerica Sacramento

Job No.: 320-28973-1

SDG No.: _____

Reagent ID	Exp Date	Prep Date	Dilutant Used	Reagent Final Volume	Parent Reagent		Analyte	Concentration
					Reagent ID	Volume Added		
LC537-ICV_00020	07/25/17	02/21/17	MeOH/H2O, Lot 067374	10 mL	LC537-IS_00031	200 uL	13C2-PFOA	10 ng/mL
.LC537-IS_00031	07/31/17	01/31/17	Methanol, Lot 090285	10000 uL	LCM2PFOA_00005	100 uL	13C2-PFOA	0.5 ug/mL
..LCM2PFOA_00005	06/19/18	Wellington Laboratories, Lot M2PFOA0613			LCMPFOS_00019	300 uL	13C4 PFOS	1.434 ug/mL
..LCMPFOS_00019	08/03/21	Wellington Laboratories, Lot MPFOS0816			(Purchased Reagent)		13C2-PFOA	50 ug/mL
LC537-ICV_00020	07/25/17	02/21/17	MeOH/H2O, Lot 067374	10 mL	LC537-SU_00030	500 uL	13C2 PFDA	10 ng/mL
					LC537ICIM_00015	20 uL	13C2 PFHxA	10 ng/mL
							Perfluorobutanesulfonic acid (PFBS)	100.676 ng/mL
							Perfluorooctanoic acid (PFOA)	20.0186 ng/mL
							Perfluorooctanesulfonic acid (PFOS)	20.6936 ng/mL
.LC537-SU_00030	07/31/17	01/31/17	Methanol, Lot 104453	20000 uL	LCMPFDA_00012	80 uL	13C2 PFDA	0.2 ug/mL
..LCMPFDA_00012	09/30/21	Wellington Laboratories, Lot MPFDA0916			LCMPFHxA_00013	80 uL	13C2 PFHxA	0.2 ug/mL
..LCMPFHxA_00013	04/08/21	Wellington Laboratories, Lot MPFHxA0416			(Purchased Reagent)		13C2 PFDA	50 ug/mL
..LC537ICIM_00015	07/25/17	02/21/17	Methanol, Lot 090285	25 mL	LC537-PFBS2_00007	0.55 mL	13C2 PFHxA	50 ug/mL
					LC537-PFOA2_00008	0.142 mL	Perfluorobutanesulfonic acid (PFBS)	50.3381 ug/mL
					LC537-PFOS2_00007	0.21 mL	Perfluorooctanoic acid (PFOA)	10.0093 ug/mL
..LC537-PFBS2_00007	08/09/17	02/20/17	Methanol, Lot 090285	8.2 mL	LC537-PFOS2_00007	0.21 mL	Perfluorooctanesulfonic acid (PFOS)	10.3468 ug/mL
...LC537-PFBS2_00001	08/09/17	Santa Cruz Biotechnology, Lot H0112			LC537_PFBS2_00001	0.0188 g	Perfluorobutanesulfonic acid (PFBS)	2288.1 ug/mL
..LC537-PFOA2_00008	07/25/17	12/20/16	Methanol, Lot 090285	10 mL	(Purchased Reagent)		Perfluorobutanesulfonic acid (PFBS)	0.998 g/g
...LC537-PFOA2_00001	07/25/17		Afla Aesar, Lot D24Y026		LC537_PFOA2_00001	0.0178 g	Perfluorooctanoic acid (PFOA)	1762.2 ug/mL
..LC537-PFOS2_00007	07/26/17	02/20/17	Methanol, Lot 090285	11 mL	(Purchased Reagent)		Perfluorooctanoic acid (PFOA)	0.99 g/g
...LC537-PFOS2_00001	07/26/17		Sigma, Lot BCBF5116V		LC537_PFOS2_00001	0.0174 g	Perfluorooctanesulfonic acid (PFOS)	1231.76 ug/mL
					(Purchased Reagent)		Perfluorooctanesulfonic acid (PFOS)	0.7787 g/g
LC537-IS_00041	11/09/17	05/09/17	Methanol, Lot 090285	30000 uL	LCM2PFOA_00005	60 uL	13C2-PFOA	0.1 ug/mL
.LCM2PFOA_00005	06/19/18	Wellington Laboratories, Lot M2PFOA0613			LCMPFOS_00019	180 uL	13C4 PFOS	0.2868 ug/mL
..LCMPFOS_00019	08/03/21	Wellington Laboratories, Lot MPFOS0816			(Purchased Reagent)		13C2-PFOA	50 ug/mL
					(Purchased Reagent)		13C4 PFOS	47.8 ug/mL
LC537-L1_00018	08/09/17	03/23/17	MeOH/H2O, Lot 090285	5 mL	LC537-IS_00034	500 uL	13C2-PFOA	10 ng/mL
					LC537-MSP_00022	50 uL	13C4 PFOS	28.68 ng/mL
							Perfluorobutanesulfonic acid (PFBS)	8.83417 ng/mL
							Perfluoroheptanoic acid	0.99 ng/mL
							Perfluorohexanesulfonic acid	3.00607 ng/mL
							Perfluorononanoic acid	1.926 ng/mL
							Perfluorooctanoic acid (PFOA)	1.998 ng/mL
							Perfluorooctanesulfonic acid (PFOS)	4.00329 ng/mL
					LC537-SU_00035	500 uL	13C2 PFDA	10 ng/mL
							13C2 PFHxA	10 ng/mL

REAGENT TRACEABILITY SUMMARY

Lab Name: TestAmerica Sacramento

Job No.: 320-28973-1

SDG No.:

Reagent ID	Exp Date	Prep Date	Dilutant Used	Reagent Final Volume	Parent Reagent		Analyte	Concentration
					Reagent ID	Volume Added		
.LC537-IS_00034	09/22/17	03/22/17	Methanol, Lot 090285	20000 uL	LCM2PFOA 00005	40 uL	13C2-PFOA	0.1 ug/mL
					LCMPFOS 00019	120 uL	13C4 PFOS	0.2868 ug/mL
..LCM2PFOA 00005	06/19/18	Wellington Laboratories, Lot M2PFOA0613			(Purchased Reagent)		13C2-PFOA	50 ug/mL
..LCMPFOS 00019	08/03/21	Wellington Laboratories, Lot MPFOS0816			(Purchased Reagent)		13C4 PFOS	47.8 ug/mL
.LC537-MSP_00022	08/09/17	03/23/17	Methanol, Lot 141039	20000 uL	LC537SPIM_00022	200 uL	Perfluorobutanesulfonic acid (PFBS)	883.417 ng/mL
							Perfluoroheptanoic acid	99 ng/mL
							Perfluorohexanesulfonic acid	300.607 ng/mL
							Perfluorononanoic acid	192.6 ng/mL
							Perfluorooctanoic acid (PFOA)	199.8 ng/mL
							Perfluorooctanesulfonic acid (PFOS)	400.329 ng/mL
..LC537SPIM_00022	08/09/17	03/22/17	Methanol, Lot 104453	10000 uL	LC537-PFBS_00007	440 uL	Perfluorobutanesulfonic acid (PFBS)	88.3417 ug/mL
					LC537-PFHpA 00014	100 uL	Perfluoroheptanoic acid	9.9 ug/mL
					LC537-PFHxS 00009	150 uL	Perfluorohexanesulfonic acid	30.0607 ug/mL
					LC537-PFNA 00012	200 uL	Perfluorononanoic acid	19.26 ug/mL
					LC537-PFOA 00012	200 uL	Perfluorooctanoic acid (PFOA)	19.98 ug/mL
					LC537-PFOS_00007	400 uL	Perfluorooctanesulfonic acid (PFOS)	40.0329 ug/mL
...LC537-PFBS_00007	01/04/18	01/04/17	Methanol, Lot 090285	51.5 mL	LC537_PFBS_00002	0.1034 g	Perfluorobutanesulfonic acid (PFBS)	2007.77 ug/mL
....LC537_PFBS_00002	04/01/18	Sigma, Lot MKBP8842V			(Purchased Reagent)		Perfluorobutanesulfonic acid (PFBS)	1 g/g
...LC537-PFHpA 00014	03/22/18	03/22/17	Methanol, Lot 090285	50 mL	LC537 PFHpA 00002	0.05 g	Perfluoroheptanoic acid	990 ug/mL
....LC537 PFHpA 00002	04/01/18	Aldrich, Lot BCM2579V			(Purchased Reagent)		Perfluoroheptanoic acid	0.99 g/g
...LC537-PFHxS 00009	01/04/18	01/04/17	Methanol, Lot 090285	54 mL	LC537 PFHxS 00002	0.119 g	Perfluorohexanesulfonic acid	2004.05 ug/mL
....LC537 PFHxS 00002	04/01/18	Sigma, Lot BCBL3545V			(Purchased Reagent)		Perfluorohexanesulfonic acid	0.9094 g/g
...LC537-PFNA 00012	03/22/18	03/22/17	Methanol, Lot 090285	23 mL	LC537 PFNA 00002	0.023 g	Perfluorononanoic acid	963 ug/mL
....LC537 PFNA 00002	04/01/18	TCI America, Lot QN44F			(Purchased Reagent)		Perfluorononanoic acid	0.963 g/g
...LC537-PFOA 00012	03/22/18	03/22/17	Methanol, Lot 090285	21.5 mL	LC537 PFOA 00002	0.0215 g	Perfluorooctanoic acid (PFOA)	999 ug/mL
....LC537 PFOA 00002	11/04/18	Fluka, Lot SZBD308XV			(Purchased Reagent)		Perfluorooctanoic acid (PFOA)	0.999 g/g
...LC537-PFOS_00007	08/09/17	01/04/17	Methanol, Lot 090285	48.95 mL	LC537_PFOS_00002	0.0538 g	Perfluorooctanesulfonic acid (PFOS)	1000.82 ug/mL
....LC537_PFOS_00002	08/09/17	Fluka, Lot SZBC222XV			(Purchased Reagent)		Perfluorooctanesulfonic acid (PFOS)	0.9106 g/g
.LC537-SU_00035	09/22/17	03/22/17	Methanol, Lot 104453	20000 uL	LCMPFDA 00012	40 uL	13C2 PFDA	0.1 ug/mL
					LCMPFHxA 00013	40 uL	13C2 PFHxA	0.1 ug/mL
..LCMPFDA 00012	09/30/21	Wellington Laboratories, Lot MPFDA0916			(Purchased Reagent)		13C2 PFDA	50 ug/mL
..LCMPFHxA 00013	04/08/21	Wellington Laboratories, Lot MPFHxA0416			(Purchased Reagent)		13C2 PFHxA	50 ug/mL
LC537-L2_00018	08/09/17	03/23/17	MeOH/H2O, Lot 090285	5 mL	LC537-HSP_00018	64 uL	Perfluorobutanesulfonic acid (PFBS)	21.202 ng/mL
							Perfluoroheptanoic acid	2.376 ng/mL
							Perfluorohexanesulfonic acid	7.21457 ng/mL
							Perfluorononanoic acid	4.6224 ng/mL
							Perfluorooctanoic acid (PFOA)	4.7952 ng/mL
							Perfluorooctanesulfonic acid (PFOS)	9.6079 ng/mL
					LC537-IS_00034	500 uL	13C2-PFOA	10 ng/mL

REAGENT TRACEABILITY SUMMARY

Lab Name: TestAmerica Sacramento

Job No.: 320-28973-1

SDG No.:

Reagent ID	Exp Date	Prep Date	Dilutant Used	Reagent Final Volume	Parent Reagent		Analyte	Concentration
					Reagent ID	Volume Added		
							13C4 PFOS	28.68 ng/mL
					LC537-SU_00035	500 uL	13C2 PFDA	10 ng/mL
							13C2 PFHxA	10 ng/mL
.LC537-HSP_00018	08/09/17	03/23/17	Methanol, Lot 141039	20000 uL	LC537SPIM_00022	375 uL	Perfluorobutanesulfonic acid (PFBS)	1656.41 ng/mL
							Perfluoroheptanoic acid	185.625 ng/mL
							Perfluorohexanesulfonic acid	563.639 ng/mL
							Perfluorononanoic acid	361.125 ng/mL
							Perfluorooctanoic acid (PFOA)	374.625 ng/mL
							Perfluorooctanesulfonic acid (PFOS)	750.617 ng/mL
.LC537SPIM_00022	08/09/17	03/22/17	Methanol, Lot 104453	10000 uL	LC537-PFBS_00007	440 uL	Perfluorobutanesulfonic acid (PFBS)	88.3417 ug/mL
					LC537-PFHpA_00014	100 uL	Perfluoroheptanoic acid	9.9 ug/mL
					LC537-PFHxS_00009	150 uL	Perfluorohexanesulfonic acid	30.0607 ug/mL
					LC537-PFNA_00012	200 uL	Perfluorononanoic acid	19.26 ug/mL
					LC537-PFOA_00012	200 uL	Perfluorooctanoic acid (PFOA)	19.98 ug/mL
					LC537-PFOS_00007	400 uL	Perfluorooctanesulfonic acid (PFOS)	40.0329 ug/mL
...LC537-PFBS_00007	01/04/18	01/04/17	Methanol, Lot 090285	51.5 mL	LC537_PFBS_00002	0.1034 g	Perfluorobutanesulfonic acid (PFBS)	2007.77 ug/mL
....LC537_PFBS_00002	04/01/18		Sigma, Lot MKBP8842V		(Purchased Reagent)		Perfluorobutanesulfonic acid (PFBS)	1 g/g
...LC537-PFHpA_00014	03/22/18	03/22/17	Methanol, Lot 090285	50 mL	LC537_PFHpA_00002	0.05 g	Perfluoroheptanoic acid	990 ug/mL
....LC537_PFHpA_00002	04/01/18		Aldrich, Lot BCBM2579V		(Purchased Reagent)		Perfluoroheptanoic acid	0.99 g/g
...LC537-PFHxS_00009	01/04/18	01/04/17	Methanol, Lot 090285	54 mL	LC537_PFHxS_00002	0.119 g	Perfluorohexanesulfonic acid	2004.05 ug/mL
....LC537_PFHxS_00002	04/01/18		Sigma, Lot BCBL3545V		(Purchased Reagent)		Perfluorohexanesulfonic acid	0.9094 g/g
...LC537-PFNA_00012	03/22/18	03/22/17	Methanol, Lot 090285	23 mL	LC537_PFNA_00002	0.023 g	Perfluorononanoic acid	963 ug/mL
....LC537_PFNA_00002	04/01/18		TCI America, Lot QN44F		(Purchased Reagent)		Perfluorononanoic acid	0.963 g/g
...LC537-PFOA_00012	03/22/18	03/22/17	Methanol, Lot 090285	21.5 mL	LC537_PFOA_00002	0.0215 g	Perfluorooctanoic acid (PFOA)	999 ug/mL
....LC537_PFOA_00002	11/04/18		Fluka, Lot SZBD308XV		(Purchased Reagent)		Perfluorooctanoic acid (PFOA)	0.999 g/g
...LC537-PFOS_00007	08/09/17	01/04/17	Methanol, Lot 090285	48.95 mL	LC537_PFOS_00002	0.0538 g	Perfluorooctanesulfonic acid (PFOS)	1000.82 ug/mL
....LC537_PFOS_00002	08/09/17		Fluka, Lot SZBC222XV		(Purchased Reagent)		Perfluorooctanesulfonic acid (PFOS)	0.9106 g/g
.LC537-IS_00034	09/22/17	03/22/17	Methanol, Lot 090285	20000 uL	LCM2PFOA_00005	40 uL	13C2-PFOA	0.1 ug/mL
					LCMPFOS_00019	120 uL	13C4 PFOS	0.2868 ug/mL
..LCM2PFOA_00005	06/19/18		Wellington Laboratories, Lot M2PFOA0613		(Purchased Reagent)		13C2-PFOA	50 ug/mL
..LCMPFOS_00019	08/03/21		Wellington Laboratories, Lot MPFOS0816		(Purchased Reagent)		13C4 PFOS	47.8 ug/mL
.LC537-SU_00035	09/22/17	03/22/17	Methanol, Lot 104453	20000 uL	LCMPFDA_00012	40 uL	13C2 PFDA	0.1 ug/mL
					LCMPFHxA_00013	40 uL	13C2 PFHxA	0.1 ug/mL
..LCMPFDA_00012	09/30/21		Wellington Laboratories, Lot MPFDA0916		(Purchased Reagent)		13C2 PFDA	50 ug/mL
..LCMPFHxA_00013	04/08/21		Wellington Laboratories, Lot MPFHxA0416		(Purchased Reagent)		13C2 PFHxA	50 ug/mL
LC537-L3_00020	08/09/17	03/23/17	MeOH/H2O, Lot 090285	5 mL	LC537-HSP_00018	134 uL	Perfluorobutanesulfonic acid (PFBS)	44.3917 ng/mL
							Perfluoroheptanoic acid	4.97475 ng/mL
							Perfluorohexanesulfonic acid	15.1055 ng/mL
							Perfluorononanoic acid	9.67815 ng/mL
							Perfluorooctanoic acid (PFOA)	10.0399 ng/mL

REAGENT TRACEABILITY SUMMARY

Lab Name: TestAmerica Sacramento

Job No.: 320-28973-1

SDG No.: _____

Reagent ID	Exp Date	Prep Date	Dilutant Used	Reagent Final Volume	Parent Reagent		Analyte	Concentration
					Reagent ID	Volume Added		
							Perfluorooctanesulfonic acid (PFOS)	20.1165 ng/mL
					LC537-IS_00034	500 uL	13C2-PFOA	10 ng/mL
							13C4 PFOS	28.68 ng/mL
					LC537-SU_00035	500 uL	13C2 PFDA	10 ng/mL
							13C2 PFHxA	10 ng/mL
.LC537-HSP_00018	08/09/17	03/23/17	Methanol, Lot 141039	20000 uL	LC537SPIM_00022	375 uL	Perfluorobutanesulfonic acid (PFBS)	1656.41 ng/mL
							Perfluoroheptanoic acid	185.625 ng/mL
							Perfluorohexanesulfonic acid	563.639 ng/mL
							Perfluorononanoic acid	361.125 ng/mL
							Perfluorooctanoic acid (PFOA)	374.625 ng/mL
							Perfluorooctanesulfonic acid (PFOS)	750.617 ng/mL
..LC537SPIM_00022	08/09/17	03/22/17	Methanol, Lot 104453	10000 uL	LC537-PFBS_00007	440 uL	Perfluorobutanesulfonic acid (PFBS)	88.3417 ug/mL
					LC537-PFHxA_00014	100 uL	Perfluoroheptanoic acid	9.9 ug/mL
					LC537-PFHxS_00009	150 uL	Perfluorohexanesulfonic acid	30.0607 ug/mL
					LC537-PFNA_00012	200 uL	Perfluorononanoic acid	19.26 ug/mL
					LC537-PFOA_00012	200 uL	Perfluorooctanoic acid (PFOA)	19.98 ug/mL
					LC537-PFOS_00007	400 uL	Perfluorooctanesulfonic acid (PFOS)	40.0329 ug/mL
...LC537-PFBS_00007	01/04/18	01/04/17	Methanol, Lot 090285	51.5 mL	LC537_PFBS_00002	0.1034 g	Perfluorobutanesulfonic acid (PFBS)	2007.77 ug/mL
....LC537_PFBS_00002	04/01/18		Sigma, Lot MKBP8842V		(Purchased Reagent)		Perfluorobutanesulfonic acid (PFBS)	1 g/g
...LC537-PFHxA_00014	03/22/18	03/22/17	Methanol, Lot 090285	50 mL	LC537_PFHxA_00002	0.05 g	Perfluoroheptanoic acid	990 ug/mL
....LC537_PFHxA_00002	04/01/18		Aldrich, Lot BCBM2579V		(Purchased Reagent)		Perfluoroheptanoic acid	0.99 g/g
...LC537-PFHxS_00009	01/04/18	01/04/17	Methanol, Lot 090285	54 mL	LC537_PFHxS_00002	0.119 g	Perfluorohexanesulfonic acid	2004.05 ug/mL
....LC537_PFHxS_00002	04/01/18		Sigma, Lot BCBL3545V		(Purchased Reagent)		Perfluorohexanesulfonic acid	0.9094 g/g
...LC537-PFNA_00012	03/22/18	03/22/17	Methanol, Lot 090285	23 mL	LC537_PFNA_00002	0.023 g	Perfluorononanoic acid	963 ug/mL
....LC537_PFNA_00002	04/01/18		TCI America, Lot QN44F		(Purchased Reagent)		Perfluorononanoic acid	0.963 g/g
...LC537-PFOA_00012	03/22/18	03/22/17	Methanol, Lot 090285	21.5 mL	LC537_PFOA_00002	0.0215 g	Perfluorooctanoic acid (PFOA)	999 ug/mL
....LC537_PFOA_00002	11/04/18		Fluka, Lot SZBD308XV		(Purchased Reagent)		Perfluorooctanoic acid (PFOA)	0.999 g/g
...LC537-PFOS_00007	08/09/17	01/04/17	Methanol, Lot 090285	48.95 mL	LC537_PFOS_00002	0.0538 g	Perfluorooctanesulfonic acid (PFOS)	1000.82 ug/mL
....LC537_PFOS_00002	08/09/17		Fluka, Lot SZBC222XV		(Purchased Reagent)		Perfluorooctanesulfonic acid (PFOS)	0.9106 g/g
.LC537-IS_00034	09/22/17	03/22/17	Methanol, Lot 090285	20000 uL	LCM2PFOA_00005	40 uL	13C2-PFOA	0.1 ug/mL
					LCMPFOS_00019	120 uL	13C4 PFOS	0.2868 ug/mL
..LCM2PFOA_00005	06/19/18		Wellington Laboratories, Lot M2PFOA0613		(Purchased Reagent)		13C2-PFOA	50 ug/mL
..LCMPFOS_00019	08/03/21		Wellington Laboratories, Lot MPFOS0816		(Purchased Reagent)		13C4 PFOS	47.8 ug/mL
.LC537-SU_00035	09/22/17	03/22/17	Methanol, Lot 104453	20000 uL	LCMPFDA_00012	40 uL	13C2 PFDA	0.1 ug/mL
					LCMPFHxA_00013	40 uL	13C2 PFHxA	0.1 ug/mL
..LCMPFDA_00012	09/30/21		Wellington Laboratories, Lot MPFDA0916		(Purchased Reagent)		13C2 PFDA	50 ug/mL
..LCMPFHxA_00013	04/08/21		Wellington Laboratories, Lot MPFHxA0416		(Purchased Reagent)		13C2 PFHxA	50 ug/mL
LC537-L4_00018	08/09/17	03/23/17	MeOH/H2O, Lot 090285	5 mL	LC537-HSP_00018	270 uL	Perfluorobutanesulfonic acid (PFBS)	89.446 ng/mL
							Perfluoroheptanoic acid	10.0238 ng/mL

REAGENT TRACEABILITY SUMMARY

Lab Name: TestAmerica Sacramento

Job No.: 320-28973-1

SDG No.: _____

Reagent ID	Exp Date	Prep Date	Dilutant Used	Reagent Final Volume	Parent Reagent		Analyte	Concentration
					Reagent ID	Volume Added		
							Perfluorohexanesulfonic acid	30.4365 ng/mL
							Perfluorononanoic acid	19.5008 ng/mL
							Perfluorooctanoic acid (PFOA)	20.2297 ng/mL
							Perfluorooctanesulfonic acid (PFOS)	40.5333 ng/mL
					LC537-IS_00034	500 uL	13C2-PFOA	10 ng/mL
							13C4 PFOS	28.68 ng/mL
					LC537-SU_00035	500 uL	13C2 PFDA	10 ng/mL
							13C2 PFHxA	10 ng/mL
.LC537-HSP_00018	08/09/17	03/23/17	Methanol, Lot 141039	20000 uL	LC537SPIM_00022	375 uL	Perfluorobutanesulfonic acid (PFBS)	1656.41 ng/mL
							Perfluoroheptanoic acid	185.625 ng/mL
							Perfluorohexanesulfonic acid	563.639 ng/mL
							Perfluorononanoic acid	361.125 ng/mL
							Perfluorooctanoic acid (PFOA)	374.625 ng/mL
							Perfluorooctanesulfonic acid (PFOS)	750.617 ng/mL
..LC537SPIM_00022	08/09/17	03/22/17	Methanol, Lot 104453	10000 uL	LC537-PFBS_00007	440 uL	Perfluorobutanesulfonic acid (PFBS)	88.3417 ug/mL
					LC537-PFHpA_00014	100 uL	Perfluoroheptanoic acid	9.9 ug/mL
					LC537-PFHxS_00009	150 uL	Perfluorohexanesulfonic acid	30.0607 ug/mL
					LC537-PFNA_00012	200 uL	Perfluorononanoic acid	19.26 ug/mL
					LC537-PFOA_00012	200 uL	Perfluorooctanoic acid (PFOA)	19.98 ug/mL
					LC537-PFOS_00007	400 uL	Perfluorooctanesulfonic acid (PFOS)	40.0329 ug/mL
...LC537-PFBS_00007	01/04/18	01/04/17	Methanol, Lot 090285	51.5 mL	LC537_PFBS_00002	0.1034 g	Perfluorobutanesulfonic acid (PFBS)	2007.77 ug/mL
....LC537_PFBS_00002	04/01/18		Sigma, Lot MKBP8842V		(Purchased Reagent)		Perfluorobutanesulfonic acid (PFBS)	1 g/g
...LC537-PFHpA_00014	03/22/18	03/22/17	Methanol, Lot 090285	50 mL	LC537 PFHpA_00002	0.05 g	Perfluoroheptanoic acid	990 ug/mL
....LC537 PFHpA_00002	04/01/18		Aldrich, Lot BCM2579V		(Purchased Reagent)		Perfluoroheptanoic acid	0.99 g/g
..LC537-PFHxS_00009	01/04/18	01/04/17	Methanol, Lot 090285	54 mL	LC537 PFHxS_00002	0.119 g	Perfluorohexanesulfonic acid	2004.05 ug/mL
....LC537 PFHxS_00002	04/01/18		Sigma, Lot BCBL3545V		(Purchased Reagent)		Perfluorohexanesulfonic acid	0.9094 g/g
...LC537-PFNA_00012	03/22/18	03/22/17	Methanol, Lot 090285	23 mL	LC537 PFNA_00002	0.023 g	Perfluorononanoic acid	963 ug/mL
....LC537 PFNA_00002	04/01/18		TCI America, Lot QN44F		(Purchased Reagent)		Perfluorononanoic acid	0.963 g/g
...LC537-PFOA_00012	03/22/18	03/22/17	Methanol, Lot 090285	21.5 mL	LC537 PFOA_00002	0.0215 g	Perfluorooctanoic acid (PFOA)	999 ug/mL
....LC537 PFOA_00002	11/04/18		Fluka, Lot SZBD308XV		(Purchased Reagent)		Perfluorooctanoic acid (PFOA)	0.999 g/g
...LC537-PFOS_00007	08/09/17	01/04/17	Methanol, Lot 090285	48.95 mL	LC537_PFOS_00002	0.0538 g	Perfluorooctanesulfonic acid (PFOS)	1000.82 ug/mL
....LC537_PFOS_00002	08/09/17		Fluka, Lot SZBC222XV		(Purchased Reagent)		Perfluorooctanesulfonic acid (PFOS)	0.9106 g/g
.LC537-IS_00034	09/22/17	03/22/17	Methanol, Lot 090285	20000 uL	LCM2PFOA_00005	40 uL	13C2-PFOA	0.1 ug/mL
					LCMPFOS_00019	120 uL	13C4 PFOS	0.2868 ug/mL
..LCM2PFOA_00005	06/19/18		Wellington Laboratories, Lot M2PFOA0613		(Purchased Reagent)		13C2-PFOA	50 ug/mL
..LCMPFOS_00019	08/03/21		Wellington Laboratories, Lot MPFOS0816		(Purchased Reagent)		13C4 PFOS	47.8 ug/mL
.LC537-SU_00035	09/22/17	03/22/17	Methanol, Lot 104453	20000 uL	LCMPFDA_00012	40 uL	13C2 PFDA	0.1 ug/mL
					LCMPFHxA_00013	40 uL	13C2 PFHxA	0.1 ug/mL
..LCMPFDA_00012	09/30/21		Wellington Laboratories, Lot MPFDA0916		(Purchased Reagent)		13C2 PFDA	50 ug/mL
..LCMPFHxA_00013	04/08/21		Wellington Laboratories, Lot MPFHxA0416		(Purchased Reagent)		13C2 PFHxA	50 ug/mL

REAGENT TRACEABILITY SUMMARY

Lab Name: TestAmerica Sacramento

Job No.: 320-28973-1

SDG No.: _____

Reagent ID	Exp Date	Prep Date	Dilutant Used	Reagent Final Volume	Parent Reagent		Analyte	Concentration		
					Reagent ID	Volume Added				
LC537-L5_00021	08/09/17	03/23/17	MeOH/H2O, Lot 090285	5 mL	LC537-HSP_00018	400 uL	Perfluorobutanesulfonic acid (PFBS)	132.513 ng/mL		
							Perfluoroheptanoic acid	14.85 ng/mL		
							Perfluorohexanesulfonic acid	45.0911 ng/mL		
							Perfluorononanoic acid	28.89 ng/mL		
							Perfluorooctanoic acid (PFOA)	29.97 ng/mL		
					Perfluorooctanesulfonic acid (PFOS)	60.0494 ng/mL				
					LC537-IS_00034	500 uL	13C2-PFOA	10 ng/mL		
							13C4 PFOS	28.68 ng/mL		
					LC537-SU_00035	500 uL	13C2 PFDA	10 ng/mL		
							13C2 PFHxA	10 ng/mL		
.LC537-HSP_00018	08/09/17	03/23/17	Methanol, Lot 141039	20000 uL	LC537SPIM_00022	375 uL	Perfluorobutanesulfonic acid (PFBS)	1656.41 ng/mL		
							Perfluoroheptanoic acid	185.625 ng/mL		
							Perfluorohexanesulfonic acid	563.639 ng/mL		
							Perfluorononanoic acid	361.125 ng/mL		
							Perfluorooctanoic acid (PFOA)	374.625 ng/mL		
							Perfluorooctanesulfonic acid (PFOS)	750.617 ng/mL		
..LC537SPIM_00022	08/09/17	03/22/17	Methanol, Lot 104453	10000 uL	LC537-PFBS_00007	440 uL	Perfluorobutanesulfonic acid (PFBS)	88.3417 ug/mL		
							LC537-PFHpA_00014	100 uL	Perfluoroheptanoic acid	9.9 ug/mL
							LC537-PFHxS_00009	150 uL	Perfluorohexanesulfonic acid	30.0607 ug/mL
							LC537-PFNA_00012	200 uL	Perfluorononanoic acid	19.26 ug/mL
							LC537-PFOA_00012	200 uL	Perfluorooctanoic acid (PFOA)	19.98 ug/mL
							LC537-PFOS_00007	400 uL	Perfluorooctanesulfonic acid (PFOS)	40.0329 ug/mL
...LC537-PFBS_00007	01/04/18	01/04/17	Methanol, Lot 090285	51.5 mL	LC537_PFBS_00002	0.1034 g	Perfluorobutanesulfonic acid (PFBS)	2007.77 ug/mL		
....LC537_PFBS_00002	04/01/18		Sigma, Lot MKBP8842V		(Purchased Reagent)		Perfluorobutanesulfonic acid (PFBS)	1 g/g		
...LC537-PFHpA_00014	03/22/18	03/22/17	Methanol, Lot 090285	50 mL	LC537 PFHpA_00002	0.05 g	Perfluoroheptanoic acid	990 ug/mL		
...LC537 PFHpA_00002	04/01/18		Aldrich, Lot BCM2579V		(Purchased Reagent)		Perfluoroheptanoic acid	0.99 g/g		
...LC537-PFHxS_00009	01/04/18	01/04/17	Methanol, Lot 090285	54 mL	LC537 PFHxS_00002	0.119 g	Perfluorohexanesulfonic acid	2004.05 ug/mL		
...LC537 PFHxS_00002	04/01/18		Sigma, Lot BCBL3545V		(Purchased Reagent)		Perfluorohexanesulfonic acid	0.9094 g/g		
...LC537-PFNA_00012	03/22/18	03/22/17	Methanol, Lot 090285	23 mL	LC537 PFNA_00002	0.023 g	Perfluorononanoic acid	963 ug/mL		
...LC537 PFNA_00002	04/01/18		TCI America, Lot QN44F		(Purchased Reagent)		Perfluorononanoic acid	0.963 g/g		
...LC537-PFOA_00012	03/22/18	03/22/17	Methanol, Lot 090285	21.5 mL	LC537 PFOA_00002	0.0215 g	Perfluorooctanoic acid (PFOA)	999 ug/mL		
...LC537 PFOA_00002	11/04/18		Fluka, Lot SZBD308XV		(Purchased Reagent)		Perfluorooctanoic acid (PFOA)	0.999 g/g		
...LC537-PFOS_00007	08/09/17	01/04/17	Methanol, Lot 090285	48.95 mL	LC537_PFOS_00002	0.0538 g	Perfluorooctanesulfonic acid (PFOS)	1000.82 ug/mL		
....LC537_PFOS_00002	08/09/17		Fluka, Lot SZBC222XV		(Purchased Reagent)		Perfluorooctanesulfonic acid (PFOS)	0.9106 g/g		
.LC537-IS_00034	09/22/17	03/22/17	Methanol, Lot 090285	20000 uL	LCM2PFOA_00005	40 uL	13C2-PFOA	0.1 ug/mL		
					LCMPFOS_00019	120 uL	13C4 PFOS	0.2868 ug/mL		
..LCM2PFOA_00005	06/19/18		Wellington Laboratories, Lot M2PFOA0613		(Purchased Reagent)		13C2-PFOA	50 ug/mL		
..LCMPFOS_00019	08/03/21		Wellington Laboratories, Lot MPFOS0816		(Purchased Reagent)		13C4 PFOS	47.8 ug/mL		
.LC537-SU_00035	09/22/17	03/22/17	Methanol, Lot 104453	20000 uL	LCMPFDA_00012	40 uL	13C2 PFDA	0.1 ug/mL		

REAGENT TRACEABILITY SUMMARY

Lab Name: TestAmerica Sacramento

Job No.: 320-28973-1

SDG No.: _____

Reagent ID	Exp Date	Prep Date	Dilutant Used	Reagent Final Volume	Parent Reagent		Analyte	Concentration
					Reagent ID	Volume Added		
..LCMPFDA 00012	09/30/21		Wellington Laboratories, Lot MPFDA0916		LCMPFHxA 00013	40 uL	13C2 PFHxA	0.1 ug/mL
..LCMPFHxA 00013	04/08/21		Wellington Laboratories, Lot MPFHxA0416		(Purchased Reagent)		13C2 PFDA	50 ug/mL
..LCMPFHxA 00013	04/08/21		Wellington Laboratories, Lot MPFHxA0416		(Purchased Reagent)		13C2 PFHxA	50 ug/mL
LC537-L6_00017	08/09/17	03/23/17	MeOH/H2O, Lot 090285	5 mL	LC537-HSP_00018	530 uL	Perfluorobutanesulfonic acid (PFBS)	175.579 ng/mL
							Perfluoroheptanoic acid	19.6763 ng/mL
							Perfluorohexanesulfonic acid	59.7457 ng/mL
							Perfluorononanoic acid	38.2792 ng/mL
							Perfluorooctanoic acid (PFOA)	39.7103 ng/mL
					Perfluorooctanesulfonic acid (PFOS)	79.5654 ng/mL		
					LC537-IS_00034	500 uL	13C2-PFOA	10 ng/mL
					LC537-SU_00035	500 uL	13C4 PFOS	28.68 ng/mL
							13C2 PFDA	10 ng/mL
							13C2 PFHxA	10 ng/mL
.LC537-HSP_00018	08/09/17	03/23/17	Methanol, Lot 141039	20000 uL	LC537SPIM_00022	375 uL	Perfluorobutanesulfonic acid (PFBS)	1656.41 ng/mL
							Perfluoroheptanoic acid	185.625 ng/mL
							Perfluorohexanesulfonic acid	563.639 ng/mL
							Perfluorononanoic acid	361.125 ng/mL
							Perfluorooctanoic acid (PFOA)	374.625 ng/mL
Perfluorooctanesulfonic acid (PFOS)	750.617 ng/mL							
..LC537SPIM_00022	08/09/17	03/22/17	Methanol, Lot 104453	10000 uL	LC537-PFBS_00007	440 uL	Perfluorobutanesulfonic acid (PFBS)	88.3417 ug/mL
							Perfluoroheptanoic acid	9.9 ug/mL
							Perfluorohexanesulfonic acid	30.0607 ug/mL
							Perfluorononanoic acid	19.26 ug/mL
							Perfluorooctanoic acid (PFOA)	19.98 ug/mL
							Perfluorooctanesulfonic acid (PFOS)	40.0329 ug/mL
...LC537-PFBS_00007	01/04/18	01/04/17	Methanol, Lot 090285	51.5 mL	LC537_PFBS_00002	0.1034 g	Perfluorobutanesulfonic acid (PFBS)	2007.77 ug/mL
....LC537_PFBS_00002	04/01/18		Sigma, Lot MKBP8842V		(Purchased Reagent)		Perfluorobutanesulfonic acid (PFBS)	1 g/g
...LC537-PFHpA 00014	03/22/18	03/22/17	Methanol, Lot 090285	50 mL	LC537 PFHpA 00002	0.05 g	Perfluoroheptanoic acid	990 ug/mL
....LC537 PFHpA 00002	04/01/18		Aldrich, Lot BCM2579V		(Purchased Reagent)		Perfluoroheptanoic acid	0.99 g/g
...LC537-PFHxS 00009	01/04/18	01/04/17	Methanol, Lot 090285	54 mL	LC537 PFHxS 00002	0.119 g	Perfluorohexanesulfonic acid	2004.05 ug/mL
....LC537 PFHxS 00002	04/01/18		Sigma, Lot BCBL3545V		(Purchased Reagent)		Perfluorohexanesulfonic acid	0.9094 g/g
...LC537-PFNA 00012	03/22/18	03/22/17	Methanol, Lot 090285	23 mL	LC537 PFNA 00002	0.023 g	Perfluorononanoic acid	963 ug/mL
....LC537 PFNA 00002	04/01/18		TCI America, Lot QN44F		(Purchased Reagent)		Perfluorononanoic acid	0.963 g/g
...LC537-PFOA 00012	03/22/18	03/22/17	Methanol, Lot 090285	21.5 mL	LC537 PFOA 00002	0.0215 g	Perfluorooctanoic acid (PFOA)	999 ug/mL
....LC537 PFOA 00002	11/04/18		Fluka, Lot SZBD308XV		(Purchased Reagent)		Perfluorooctanoic acid (PFOA)	0.999 g/g
...LC537-PFOS_00007	08/09/17	01/04/17	Methanol, Lot 090285	48.95 mL	LC537_PFOS_00002	0.0538 g	Perfluorooctanesulfonic acid (PFOS)	1000.82 ug/mL
....LC537_PFOS_00002	08/09/17		Fluka, Lot SZBC222XV		(Purchased Reagent)		Perfluorooctanesulfonic acid (PFOS)	0.9106 g/g
.LC537-IS_00034	09/22/17	03/22/17	Methanol, Lot 090285	20000 uL	LCM2PFOA 00005	40 uL	13C2-PFOA	0.1 ug/mL
					LCMPFOS 00019	120 uL	13C4 PFOS	0.2868 ug/mL

REAGENT TRACEABILITY SUMMARY

Lab Name: TestAmerica Sacramento

Job No.: 320-28973-1

SDG No.: _____

Reagent ID	Exp Date	Prep Date	Dilutant Used	Reagent Final Volume	Parent Reagent		Analyte	Concentration		
					Reagent ID	Volume Added				
..LCM2PFOA_00005	06/19/18		Wellington Laboratories, Lot M2PFOA0613			(Purchased Reagent)	13C2-PFOA	50 ug/mL		
..LCMPFOS_00019	08/03/21		Wellington Laboratories, Lot MPFOS0816			(Purchased Reagent)	13C4 PFOS	47.8 ug/mL		
.LC537-SU_00035	09/22/17	03/22/17	Methanol, Lot 104453	20000 uL	LCMPFDA_00012	40 uL	13C2 PFDA	0.1 ug/mL		
					LCMPFHxA_00013	40 uL	13C2 PFHxA	0.1 ug/mL		
..LCMPFDA_00012	09/30/21		Wellington Laboratories, Lot MPFDA0916			(Purchased Reagent)	13C2 PFDA	50 ug/mL		
..LCMPFHxA_00013	04/08/21		Wellington Laboratories, Lot MPFHxA0416			(Purchased Reagent)	13C2 PFHxA	50 ug/mL		
LC537-LSP_00020	08/08/17	03/23/17	Methanol, Lot 090285	20000 uL	LC537SPIM_00022	50 uL	Perfluorobutane Sulfonate	220.854 ng/mL		
							Perfluorobutanesulfonic acid (PFBS)	220.854 ng/mL		
							Perfluoroheptanoic acid	24.75 ng/mL		
							Perfluorohexanesulfonic acid	75.1518 ng/mL		
							Perfluorononanoic acid	48.15 ng/mL		
							Perfluorooctanoic acid (PFOA)	49.95 ng/mL		
Perfluorooctanesulfonic acid (PFOS)	100.082 ng/mL									
.LC537SPIM_00022	08/09/17	03/22/17	Methanol, Lot 104453	10000 uL	LC537-PFBS_00007	440 uL	Perfluorobutane Sulfonate	88.3417 ug/mL		
							Perfluorobutanesulfonic acid (PFBS)	88.3417 ug/mL		
							LC537-PFHpA_00014	100 uL	Perfluoroheptanoic acid	9.9 ug/mL
							LC537-PFHxS_00009	150 uL	Perfluorohexanesulfonic acid	30.0607 ug/mL
							LC537-PFNA_00012	200 uL	Perfluorononanoic acid	19.26 ug/mL
							LC537-PFOA_00012	200 uL	Perfluorooctanoic acid (PFOA)	19.98 ug/mL
LC537-PFOS_00007	400 uL	Perfluorooctanesulfonic acid (PFOS)	40.0329 ug/mL							
..LC537-PFBS_00007	01/04/18	01/04/17	Methanol, Lot 090285	51.5 mL	LC537_PFBS_00002	0.1034 g	Perfluorobutane Sulfonate	2007.77 ug/mL		
							Perfluorobutanesulfonic acid (PFBS)	2007.77 ug/mL		
...LC537_PFBS_00002	04/01/18		Sigma, Lot MKBP8842V			(Purchased Reagent)	Perfluorobutane Sulfonate	1 g/g		
							Perfluorobutanesulfonic acid (PFBS)	1 g/g		
..LC537-PFHpA_00014	03/22/18	03/22/17	Methanol, Lot 090285	50 mL	LC537_PFHpA_00002	0.05 g	Perfluoroheptanoic acid	990 ug/mL		
...LC537_PFHpA_00002	04/01/18		Aldrich, Lot BCM2579V			(Purchased Reagent)	Perfluoroheptanoic acid	0.99 g/g		
..LC537-PFHxS_00009	01/04/18	01/04/17	Methanol, Lot 090285	54 mL	LC537_PFHxS_00002	0.119 g	Perfluorohexanesulfonic acid	2004.05 ug/mL		
...LC537_PFHxS_00002	04/01/18		Sigma, Lot BCBL3545V			(Purchased Reagent)	Perfluorohexanesulfonic acid	0.9094 g/g		
..LC537-PFNA_00012	03/22/18	03/22/17	Methanol, Lot 090285	23 mL	LC537_PFNA_00002	0.023 g	Perfluorononanoic acid	963 ug/mL		
...LC537_PFNA_00002	04/01/18		TCI America, Lot QN44F			(Purchased Reagent)	Perfluorononanoic acid	0.963 g/g		
..LC537-PFOA_00012	03/22/18	03/22/17	Methanol, Lot 090285	21.5 mL	LC537_PFOA_00002	0.0215 g	Perfluorooctanoic acid (PFOA)	999 ug/mL		
...LC537_PFOA_00002	11/04/18		Fluka, Lot SZBD308XV			(Purchased Reagent)	Perfluorooctanoic acid (PFOA)	0.999 g/g		
..LC537-PFOS_00007	08/09/17	01/04/17	Methanol, Lot 090285	48.95 mL	LC537_PFOS_00002	0.0538 g	Perfluorooctanesulfonic acid (PFOS)	1000.82 ug/mL		
...LC537_PFOS_00002	08/09/17		Fluka, Lot SZBC222XV			(Purchased Reagent)	Perfluorooctanesulfonic acid (PFOS)	0.9106 g/g		
LC537-SU_00038	10/26/17	04/26/17	Methanol, Lot 104453	20000 uL	LCMPFDA_00012	40 uL	13C2 PFDA	0.1 ug/mL		
					LCMPFHxA_00013	40 uL	13C2 PFHxA	0.1 ug/mL		
..LCMPFDA_00012	09/30/21		Wellington Laboratories, Lot MPFDA0916			(Purchased Reagent)	13C2 PFDA	50 ug/mL		
..LCMPFHxA_00013	04/08/21		Wellington Laboratories, Lot MPFHxA0416			(Purchased Reagent)	13C2 PFHxA	50 ug/mL		

Reagent

LC537_PFB_00002

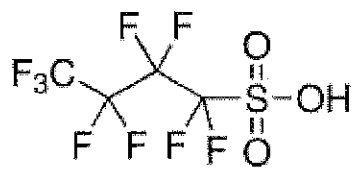
7: 4/1/15 SPV

3050 Spruce Street, Saint Louis, MO 63103, USA
Website: www.sigmaaldrich.com
Email USA: techserv@sial.com
Outside USA: eurtechserv@sial.com

Certificate of Analysis

Product Name:
Nonafluorobutane-1-sulfonic acid - 97%

Product Number: 562629
Batch Number: MKBP8842V
Brand: ALDRICH
CAS Number: 375-73-5
MDL Number: MFCD01320794
Formula: C4HF9O3S
Formula Weight: 300.10 g/mol
Storage Temperature: Store at 2 - 8 °C
Quality Release Date: 11 OCT 2013



PFBS

Test	Specification	Result
Appearance (Color)	Colorless	Colorless
Appearance (Form)	Liquid	Liquid
Infrared Spectrum	Conforms to Structure	Conforms
Fluorine NMR Spectrum	Conforms to Structure	Conforms
Purity (Titration by NaOH)	96.5 - 103.5 %	101.6 %


Jamie Gleason

Jamie Gleason, Manager
Quality Control
Milwaukee, Wisconsin US

Sigma-Aldrich warrants, that at the time of the quality release or subsequent retest date this product conformed to the information contained in this publication. The current Specification sheet may be available at Sigma-Aldrich.com. For further inquiries, please contact Technical Service. Purchaser must determine the suitability of the product for its particular use. See reverse side of invoice or packing slip for additional terms and conditions of sale.

Reagent

LC537_PFB2_00001



The Power to Question

CERTIFICATE OF ANALYSIS

Catalog Number: sc-236187
Product Name: Nonafluorobutane-1-sulfonic acid
CAS Number: 375-73-5
Molecular Formula: $C_4HF_9O_3S$
Molecular Weight: 300.10
Lot Number: H0112

Test		Result
Refractive Index	1.3200 to 1.3290	1.3219
Purity (Titration)	min. 98.0%	99.8%

Test Conditions: Refractive Index: n_{20/D}

Reagent

LC537_PFHpA_00002

R: 4/11/15 4V

Certificate of Analysis

Product Name: PERFLUOROHEPTANOIC ACID
Product Number: 342041
Batch Number: BCBM2579V
Brand: Aldrich
CAS Number: 375-85-9
Formula: $CF_3(CF_2)_5CO_2H$
Formula Weight: 364.06
Quality Release Date: 06 DEC 2013
Recommended Retest Date: OCT 2018

PFHpA

TEST	SPECIFICATION	RESULT
APPEARANCE (COLOR)	COLORLESS OR WHITE	WHITE
APPEARANCE (FORM)	LIQUID OR SOLID	SOLID
TITRATION	98.5 - 101.5 %	99.8 %
TITRATION (METHOD)	-	BACK TITRATION
PURITY (GC AREA %)	≥ 98.5 %	99.5 %
INFRARED SPECTRUM	CONFORMS TO STRUCTURE	CONFORMS

Dr. Claudia Geitner
Manager Quality Control
Buchs, Switzerland

Sigma-Aldrich warrants that at the time of the quality release or subsequent retest date this product conformed to the information contained in this publication. The current specification sheet may be available at Sigma-Aldrich.com. For further inquiries, please contact Technical Service. Purchaser must determine the suitability of the product for its particular use. See reverse side of invoice or packing slip for additional terms and conditions of sale.

Reagent

LC537_PFHxS_00002

r: 4/1/15 stw

Certificate of Analysis

Product Name: TRIDECAFLUOROHEXANE-1-SULFONIC ACID POTASSIUM SALT
 >= 98.0 % T

Product Number: 50929

Batch Number: BCBL3545V

Brand: Aldrich

CAS Number: 3871-99-6

Formula: C₆F₁₃KO₃S

Formula Weight: 438.20

Quality Release Date: 20 JUN 2013

PFH₁₃S-K

TEST	SPECIFICATION	RESULT
APPEARANCE (COLOR)	WHITE TO FAINT BEIGE	WHITE
APPEARANCE (FORM)	POWDER OR CRYSTALS	POWDER
TITRATION (ION EXCHANGE)	≥ 98.0 %	99.5 %
INFRARED SPECTRUM	CONFORMS TO STRUCTURE	CONFORMS

Dr. Claudia Geitner
Manager Quality Control
Buchs, Switzerland

$$MW_{corr} = \frac{(k_{form}) - (k) + (H)}{438.20 (k_{form})} = \frac{(438.20 - 39.10 + 1.01)}{438.20 (k_{form})} = 0.91307 \text{ (anion form)}$$

$$Purity = 90.94 \% \text{ w/m.w correction}$$

stw 4/1/15

Sigma-Aldrich warrants that at the time of the quality release or subsequent retest date this product conformed to the information contained in this publication. The current specification sheet may be available at Sigma-Aldrich.com. For further inquiries, please contact Technical Service. Purchaser must determine the suitability of the product for its particular use. See reverse side of invoice or packing slip for additional terms and conditions of sale.

Reagent

LC537_PENA_00002

R: 4/1/15 SKV



Certificate of Analysis

Apr 2, 2015 (JST)

TOKYO CHEMICAL INDUSTRY CO.,LTD.
4-10-1 Nihonbashi-Honcho, Chuo-ku, Tokyo 103-0023 Japan

Chemical Name: Heptadecafluorononanoic Acid		
Product Number: H0843 CAS: 375-95-1	Lot: QN44F	

Tests	Results	Specifications
Purity(GC)	96.3 %	min. 95.0 %
Purity(Neutralization titration)	98.1 %	min. 95.0 %
Melting point	63.3 deg-C	62.0 to 67.0 deg-C

TCI Lot numbers are 4-5 characters in length.
Characters listed after the first 4-5 characters are control numbers for internal purpose only.

Customer service:

TCI AMERICA
Tel: +1-800-423-8616 / +1-503-283-1681
Fax: +1-888-520-1075 / +1-503-283-1987
E-mail: Sales-US@TCIchemicals.com

PFNA

Reagent

LC537_PFOA_00002

3/21/15

SIGMA-ALDRICH®

CERTIFICATE OF ANALYSIS

Sigma-Aldrich Laborchemikalien GmbH D-30918 Seelze
Telefon: +49 5137 8238-150

Seelze, 13.11.2013/505378/13/24029
Order-No.:
Customer-No.:
Order-Code:
Quantity:
Production Date: 04.Nov.2013
Expiry Date: 04.Nov.2018

Article/Product: 33824	Batch : SZBD308XV	PFOA
Pentadecafluorooctanoic acid OEKANAL®		

Reference Material (RM)

1. General Information

Formula: C ₈ HF ₁₅ O ₂	Molar mass: 414.07 g/Mole
CAS-No.: [335-67-1]	Recomm. storage temp.: roomtemp.
Usage : PFOA	

The estimated uncertainty of a single measurement of the assay can be expected to be 0.5 % relative (confidence level = 95%, n= 6) whereby the assay measurements are calculated by 100% minus found impurities.

2. Batch Analysis

identity (GC-MS)	complying
Assay (GCMS)	99.4 %
Date of Analysis	13.Nov.2013

3. Advice and Remarks

- The expiry date is based on the current knowledge and holds only for proper storage conditions in the originally closed flasks/ packages.
- Whenever the container is opened for removal of aliquot portions of the substance, the person handling the substance must assure, that the integrity of the substance is maintained and proper records of all its handlings are kept. Special care has to be taken to avoid any contamination or adulteration of the substance.
- We herewith confirm that the delivery is effected according to the technical delivery conditions agreed.
- Particular properties of the products or the suitability for a particular area of application are not assured.
- We guarantee a proper quality within our General Conditions of Sales.

Sigma-Aldrich Laborchemikalien GmbH
Quality Management SA-LC

This document was produced electronically and is valid without a signature

GC/MS-Method

Analytical Department

Article: Pentadecafluorooctanoic acid OEKANAL

Article-No.: 33824

Batch: SZBD308XV

Column: XTI-5 (Restek); 30 m; fs cap.; I.D.:0.25 mm; 1 µm df

Injector: Split mode

Injection: approx. 1 µl of reaction mixture with MSTFA (approx. 10 mg + 200 µl MSTFA)

Inj.-temp.: 280°C

Oven-temp.: 40°C (for 2 min) to 320°C (6°C/min) hold for 2 min

Split: 1:100

Flow: 1 ml He/min (Constant flow mode)

Detector: MSD

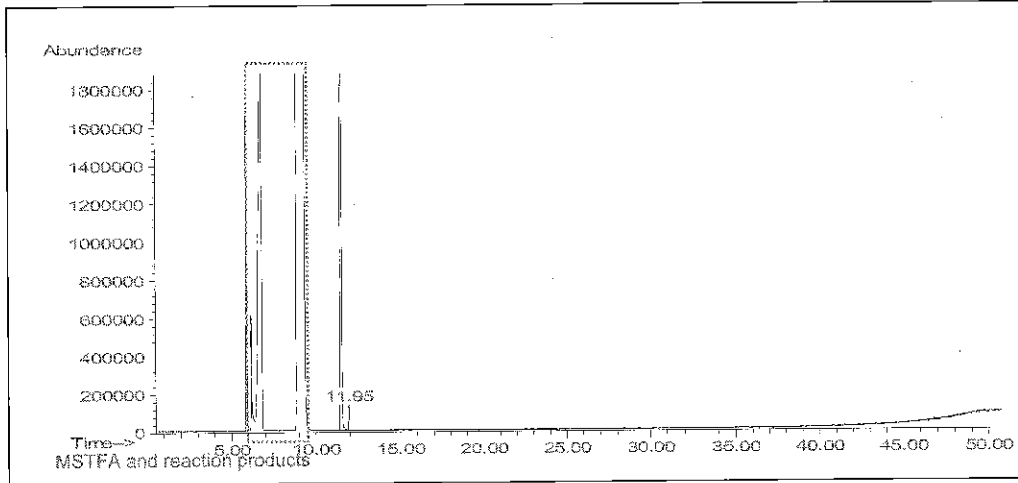
Mass range: 10-600 amu (Scan mode)

Evaluation: Purity: Total Ion Chromatogram
(MSTFA and reaction products blinded out in report)

Identity: Mass spectrum complies

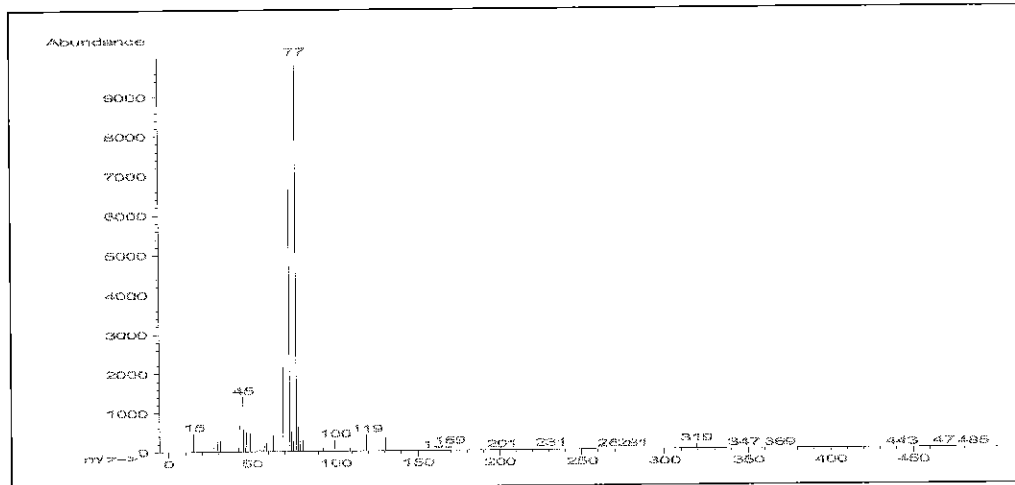
Operator: Ahrens / 2013-11-13

Total Ion Chromatogram:



Ret.time	Area	Area-%	Com
11.54	565.1670	99.4	Pentadecafluorooctanoic acid (as TMS-ester)
11.95	3.6792	0.64	

Mass spectrum (rt = 11.54 min):



Reagent

LC537_PFOA2_00001

Certificate of Analysis

Alfa Aesar
A Johnson Matthey Company

Product No.: L08862
Product: Perfluorooctanoic acid, 95%
Lot No.: D24Y026

PFOA

Appearance White solid
Melting point 58 - 60°C
Assay 99 %
Identity Matches reference

This document has been electronically generated and does not require a signature.

www.alfa.com

NORTH AMERICA
Tel: +1-800-343-0660 or
+1-978-521-6300
Fax: +1-800-322-4757
Email: info@alfa.com

GERMANY
Tel: 00800 4566 4566 or
+49 721 84007 280
Fax: 00800 4577 4577 or
+49 721 84007 300
Email: Eurosales@alfa.com

UNITED KINGDOM
Tel: 0800-801812 or
+44 (0)1524-850506
Fax: +44 (0)1524-850608
Email: UKsales@alfa.com

FRANCE
Tel: 0800 03 51 47 or
+33 (0)3 8862 2690
Fax: 0800 10 20 67 or
+33 (0)3 8862 6864
Email: frventes@alfa.com

INDIA
Tel: +91 8008 812424 or
+91 8008 812525 or
+91 8008 812626
Fax: +91 8418 260060
Email: India@alfa.com

CHINA
Tel: +86 (010) 8567-8600
Fax: +86 (010) 8567-8601
Email: saleschina@alfa-asia.com

KOREA
Tel: +82-2-3140-6000
Fax: +82-2-3140-6002
Email: saleskorea@alfa-asia.com

Reagent

LC537_PFOs_00002

SIGMA-ALDRICH®

CERTIFICATE OF ANALYSIS

Sigma-Aldrich Laborchemikalien GmbH D-30918 Seelze
 Telefon: +49 5137 8238-150

Seelze, 13.08.2012/419060/12/17583
Order-No.:
Customer-No.:
Order-Code:
Quantity:
Production Date: 09.Aug.2012
Expiry Date: 09.Aug.2017 - <i>err date</i>

Article/Product: 33829	Batch : SZBC222XV
Heptadecafluorooctanesulfonic acid potassium salt OEKANAL®	
	PFOS-K ⁺

Reference Material (RM)

1. General Information

Formula: C8F17KO3S
 CAS-No.: [2795-39-3]
 Usage : PFOS

Molar mass: 538.22 g/Mole
 Recomm. storage temp.: roomtemp.

The estimated uncertainty of a single measurement of the assay can be expected to be 0.5 % relative (confidence level = 95%, n= 6) whereby the assay measurements are calculated by 100% minus found impurities.

2. Batch Analysis

Identity	complying
Assay (LC-MS)	98 %
Date of Analysis	10.Aug.2012

FW-Correction:

$$\frac{538.22 - 39.10 + 1.01}{538.22} = \frac{500.13}{538.22} = 0.92923$$

Purity = 91.06%

3. Advice and Remarks

- The minimum shelf life is based on the current knowledge and holds only for proper storage conditions in the originally closed flasks/ packages.
- Whenever the container is opened for removal of aliquot portions of the substance, the person handling the substance must assure, that the integrity of the substance is maintained and proper records of all its handlings are kept. Special care has to be taken to avoid any contamination or adulteration of the substance.
- We herewith confirm that the delivery is effected according to the technical delivery conditions agreed.
- Particular properties of the products or the suitability for a particular area of application are not assured.
- We guarantee a proper quality within our General Conditions of Sales.

Sigma-Aldrich Laborchemikalien GmbH
 Quality Management SA-LC

Reagent

LC537_PFOs2_00001

Certificate of Analysis

Inw 820
12LCMS 0579

Product Name: HEPTADEC AFLUORO OCTANESULFONIC ACID TETRAETHYLAMMONIUM SALT
98 %
Product Number: 365289
Product Brand: Aldrich
Molecular Formula: C₁₆H₂₀F₁₇NO₃S
Molecular Mass: 629.37
CAS Number: 56773-42-3

TEST	SPECIFICATION	LOT BCBF5116V RESULTS
APPEARANCE (COLOR)	OFF-WHITE TO WHITE	WHITE
APPEARANCE (FORM)	POWDER, LUMPS OR CHUNKS	POWDER WITH LUMPS
CARBON CONTENT	29.77 % - 31.29 %	30.52
INFRARED SPECTRUM	CONFORMS TO STRUCTURE	CONFORMS

QC RELEASE DATE 13/APR/11

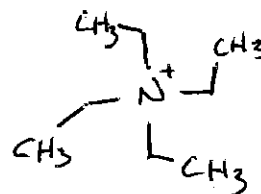
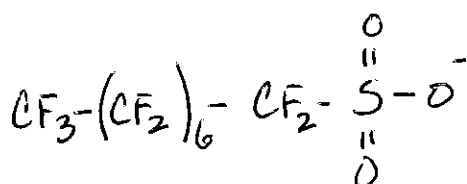
$$\text{Mw correction} = \frac{500.125}{629.37} = 0.7946$$

~~79.46%~~ det 7-26-12

E. Schwarzler

Purity + Mw Correction = 77.87%

Edeltraud Schwärzler, Manager
Quality Control
Buchs, Switzerland



	<u>C₈F₁₇SO₃H</u>	<u>C₈H₂₀N</u>
C = 12.011	96.088	96.088
F = 18.998	322.966	-
S = 32.066	32.066	-
O = 15.999	47.997	-
H = 1.008	1.008	20.160
N = 14.007	-	14.007
	<u>500.125</u>	<u>130.255</u> →

Sigma-Aldrich warrants, that its products conform to the information contained in this and other Sigma-Aldrich publications. Purchaser must determine the suitability of the product for its particular use. See reverse side of invoice for additional terms and conditions of sale. The values given on the 'Certificate of Analysis' are the results determined at the time of analysis.

Certificate of Origin

Product Name: Heptadecafluorooctanesulfonic acid tetraethylammonium salt
98 %
Product Number: 365289
Product Brand: Aldrich
Lot: BCBF5116V
Molecular Formula: $C_{16}H_{20}F_{17}NO_3S$
Molecular Mass: 629.37
CAS Number: 56773-42-3
Date of Issue: 30-MAR-11

Country of Origin China

product is of synthetic origin	yes
only synthetic materials used in the manufacturing process	yes
compounds of animal origin used	no
genetically modified organisms used	no
allergenic materials used	no
procedures in place to avoid cross contamination with residue of animal, human, GMO or allergenes in manufacturing process	yes

Sigma-Aldrich has quality systems and procedures in place for monitoring the production process, traceability and batch consistency.

Document issued by Sigma-Aldrich Corporation "Sigma-Aldrich". This document is valid without signature and has been produced digitally.

This information is to be used for the purpose of determining animal or other biological origin only and not to be confused with "Country of Origin" for import/export purposes. Data provided on this document are property of Sigma-Aldrich.

This information is considered accurate and reliable as of the date appearing on the document and is presented in good faith.

Sigma-Aldrich shall not be held liable for any damage resulting from handling or from processing the above product(s). This document does not make any warranty, express or implied, of fitness for any particular use of the product(s). Purchaser must determine the suitability of the product(s) for its use under the applicable law and regulations.

For further questions please contact your local Sigma-Aldrich representative.

We are committed to the success of our Customers, Employees and Shareholders through leadership in Life Science, High Technology and Service.

Reagent

LCM2PFOA_00005

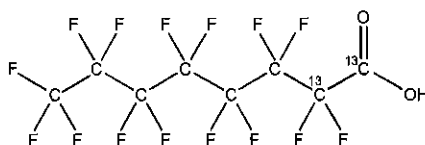


WELLINGTON LABORATORIES

CERTIFICATE OF ANALYSIS DOCUMENTATION

PRODUCT CODE: M2PFOA **LOT NUMBER:** M2PFOA0613
COMPOUND: Perfluoro-n-[1,2-¹³C₂]octanoic acid

STRUCTURE: **CAS #:** Not available



MOLECULAR FORMULA: ¹³C₂¹²C₆HF₁₅O₂ **MOLECULAR WEIGHT:** 416.05
CONCENTRATION: 50 ± 2.5 µg/ml **SOLVENT(S):** Methanol
 Water (<1%)
CHEMICAL PURITY: >98% **ISOTOPIC PURITY:** ≥99%¹³C
 (1,2-¹³C₂)
LAST TESTED: (mm/dd/yyyy) 06/19/2013
EXPIRY DATE: (mm/dd/yyyy) 06/19/2018
RECOMMENDED STORAGE: Store ampoule in a cool, dark place

DOCUMENTATION/ DATA ATTACHED:

Figure 1: LC/MS Data (TIC and Mass Spectrum)
 Figure 2: LC/MS/MS Data (Selected MRM Transitions)

ADDITIONAL INFORMATION:

- See page 2 for further details.
- Contains 4 mole eq. of NaOH to prevent conversion of the carboxylic acid to the methyl ester.

FOR LABORATORY USE ONLY: NOT FOR HUMAN OR DRUG USE

Certified By: _____


B.G. Chittim

Date: 07/16/2013
(mm/dd/yyyy)

Wellington Laboratories Inc., 345 Southgate Dr. Guelph ON N1G 3M5 CANADA
 519-822-2436 • Fax: 519-822-2849 • info@well-labs.com

INTENDED USE:

The products prepared by Wellington Laboratories Inc. are for laboratory use only. They are designed to be used as reference standards for the identification and/or quantification of specific chemical compound(s).

HAZARDS:

This product should only be used by qualified personnel familiar with its potential hazards and trained in the handling of hazardous chemicals. Due care should be exercised to prevent unnecessary human contact or ingestion. All procedures should be carried out in a well-functioning fume hood and suitable gloves, eye protection and clothing should be worn at all times. Waste should be disposed of according to national and regional regulations. Material Safety Data Sheets (MSDSs) are available upon request.

SYNTHESIS / CHARACTERIZATION:

Where possible, all of our products are synthesized using single-product, unambiguous routes. They are then characterized, and their structures and purities confirmed, using a combination of the most relevant techniques, such as NMR, GC/MS, LC/MS/MS, x-ray crystallography and melting point. Isotopic purities of mass-labelled compounds are also confirmed using HRGC/HRMS and/or LC/MS/MS.

HOMOGENEITY:

Prior to solution preparation, crystalline material is tested for homogeneity using a variety of techniques (as stated above) and its solubility in a given diluent is taken into consideration. Duplicate solutions of a new product are prepared from the same crystalline lot and, after the addition of an appropriate internal standard, they are compared by GC/MS and/or LC/MS/MS. The relative response factors of the analyte of interest in each solution are required to be <5% RSD. New solution lots of existing products are compared to older lots in the same manner, which further confirms the homogeneity of the crystalline material as well as the stability and homogeneity of the solutions in the storage containers.

UNCERTAINTY:

The maximum combined relative standard uncertainty of our reference standard solutions is calculated using the following equation:

The combined relative standard uncertainty, $u_c(y)$, of a value y and the uncertainty of the independent parameters x_1, x_2, \dots, x_n on which it depends is:

$$u_c(y(x_1, x_2, \dots, x_n)) = \sqrt{\sum_{i=1}^n u(y, x_i)^2}$$

where x is expressed as a relative standard uncertainty of the individual parameter.

The individual uncertainties taken into account include those associated with weights (calibration of the balance) and volumes (calibration of the volumetric glassware). An expanded maximum combined percent relative uncertainty of $\pm 5\%$ (calculated with a coverage factor of 2 and a level of confidence of 95%) is stated on the Certificate of Analysis for all our products.

TRACEABILITY:

All reference standard solutions are traceable to specific crystalline lots. The microbalances used for solution preparation are regularly tested by an external, ISO/IEC 17025:2005 accredited calibration company. In addition, their calibration is verified prior to each weighing using NIST and/or NRC traceable external weights. All volumetric glassware used is of Class A tolerance and has been tested according to the appropriate ASTM procedures, which are ultimately traceable to NIST. For certain products, traceability to international interlaboratory studies has also been established.

EXPIRY DATE / PERIOD OF VALIDITY:

Ongoing stability studies of this product have demonstrated stability in its composition and concentration for the period of time specified by the expiry date in the unopened ampoule. Monitoring for any degradation or change in concentration of the listed analyte(s) is performed on a routine basis.

LIMITED WARRANTY:

At the time of shipment, all products are warranted to be free of defects in material and workmanship and to conform to the stated technical and purity specifications.

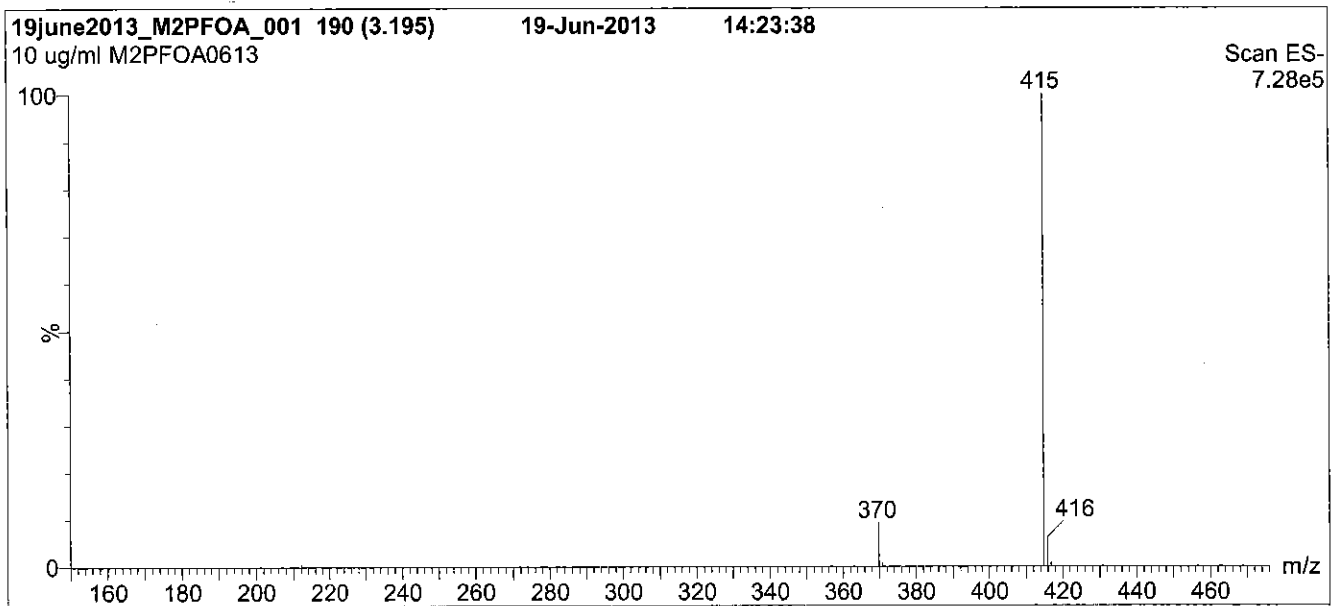
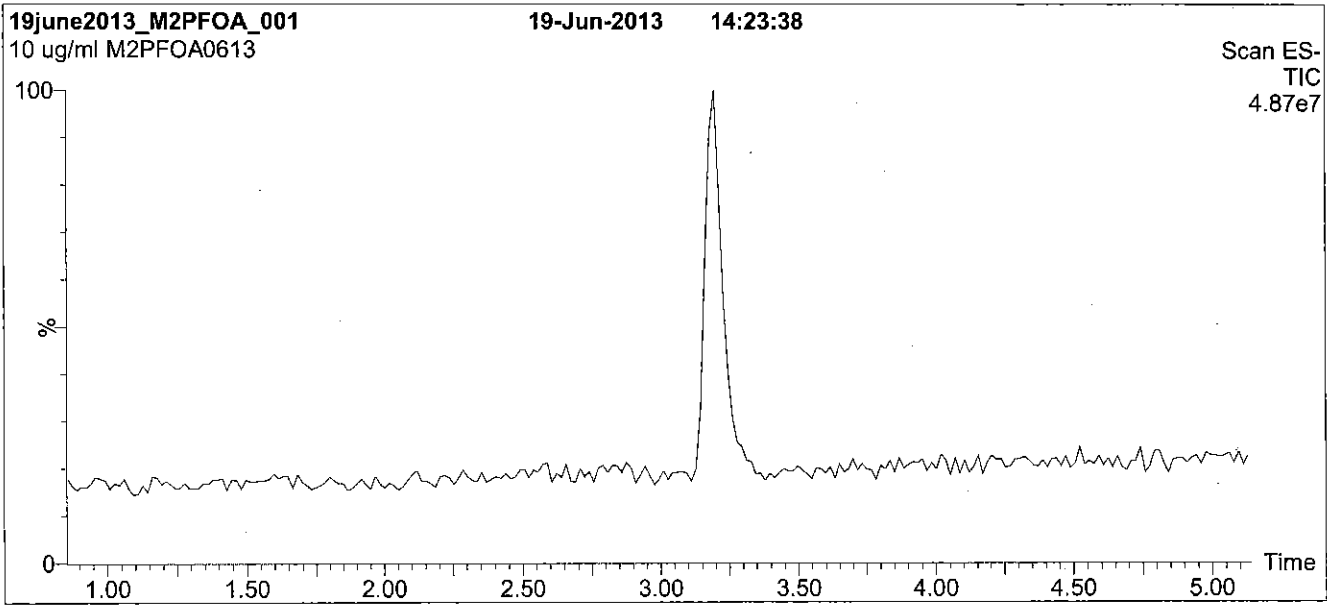
QUALITY MANAGEMENT:

This product was produced using a Quality Management System registered to ISO 9001:2008 by SAI Global, ISO/IEC 17025:2005 by the Canadian Association for Laboratory Accreditation Inc. (CALA; A 1226), and ISO GUIDE 34:2009 by ACLASS (certificate number AR-1523).



For additional information or assistance concerning this or any other products from Wellington Laboratories Inc., please visit our website at www.well-labs.com or contact us directly at info@well-labs.com

Figure 1: M2PFOA; LC/MS Data (TIC and Mass Spectrum)



Conditions for Figure 1:

LC: Waters Acquity Ultra Performance LC
MS: Micromass Quattro *micro* API MS

Chromatographic Conditions

Column: Acquity UPLC BEH Shield RP₁₈
 1.7 μ m, 2.1 x 100 mm

Mobile phase: Gradient
 Start: 50% (80:20 MeOH:ACN) / 50% H₂O
 (both with 10 mM NH₄OAc buffer)
 Ramp to 90% organic over 7 min and hold for 1.5 min
 before returning to initial conditions in 0.5 min.
 Time: 10 min

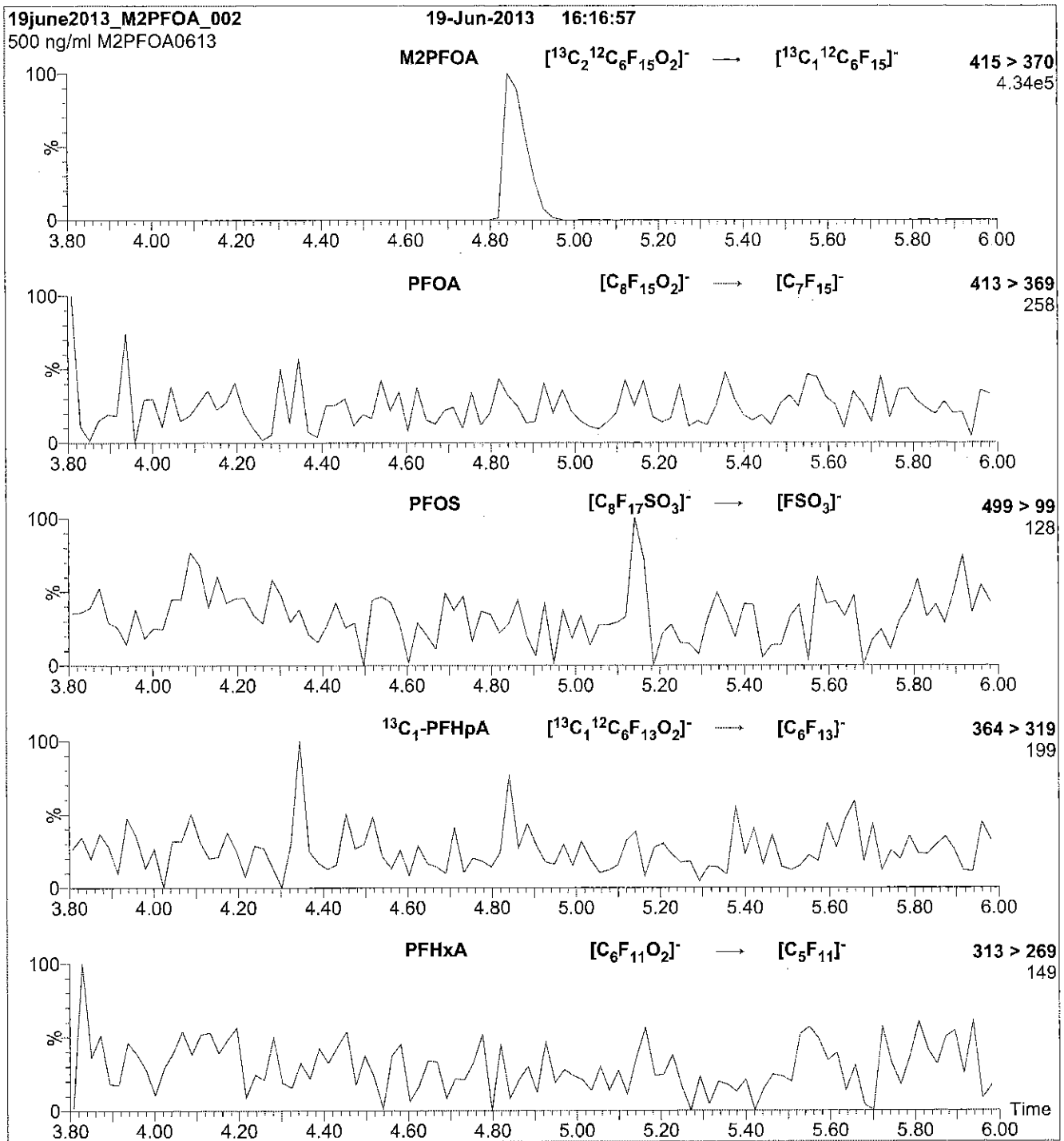
Flow: 300 μ l/min

MS Parameters

Experiment: Full Scan (150 - 850 amu)

Source: Electrospray (negative)
 Capillary Voltage (kV) = 2.00
 Cone Voltage (V) = 15.00
 Cone Gas Flow (l/hr) = 100
 Desolvation Gas Flow (l/hr) = 750

Figure 2: M2PFOA; LC/MS/MS Data (Selected MRM Transitions)



Conditions for Figure 2:

Injection: Direct loop injection
10 μl (500 ng/ml M2PFOA)

Mobile phase: Isocratic 80% (80:20 MeOH:ACN) / 20% H_2O
(both with 10 mM NH_4OAc buffer)

Flow: 300 $\mu\text{l}/\text{min}$

MS Parameters

Collision Gas (mbar) = 3.66e-3
Collision Energy (eV) = 11

Reagent

LCMPFDA_00012

R: SBC 12/21/16



814255

ID: LCMFDA_00012

Exp: 09/30/21 Prpd: SBC

13C2-Perfluorodecanoic a

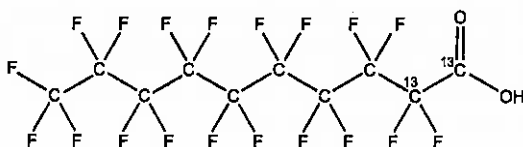


WELLINGTON LABORATORIES

CERTIFICATE OF ANALYSIS DOCUMENTATION

PRODUCT CODE: MPFDA **LOT NUMBER:** MPFDA0916
COMPOUND: Perfluoro-n-[1,2-¹³C₂]decanoic acid

STRUCTURE: **CAS #:** Not available



MOLECULAR FORMULA: ¹³C₂¹²C₈HF₁₉O₂
CONCENTRATION: 50 ± 2.5 µg/ml

MOLECULAR WEIGHT: 516.07
SOLVENT(S): Methanol
Water (<1%)

CHEMICAL PURITY: >98%

ISOTOPIC PURITY: ≥99% ¹³C
(1,2-¹³C₂)

LAST TESTED: (mm/dd/yyyy) 09/30/2016

EXPIRY DATE: (mm/dd/yyyy) 09/30/2021

RECOMMENDED STORAGE: Store ampoule in a cool, dark place


DOCUMENTATION/ DATA ATTACHED:

- Figure 1: LC/MS Data (TIC and Mass Spectrum)
- Figure 2: LC/MS/MS Data (Selected MRM Transitions)

ADDITIONAL INFORMATION:

- See page 2 for further details.
- Contains 4 mole eq. of NaOH to prevent conversion of the carboxylic acid to the methyl ester.
- Contains < 0.1% of ¹³C₁-PFNA.

FOR LABORATORY USE ONLY: NOT FOR HUMAN OR DRUG USE

Certified By: 
B.G. Chrftim **Date:** 10/07/2016
(mm/dd/yyyy)

Wellington Laboratories Inc., 345 Southgate Dr. Guelph ON N1G 3M5 CANADA
519-822-2436 • Fax: 519-822-2849 • info@well-labs.com

INTENDED USE:

The products prepared by Wellington Laboratories Inc. are for laboratory use only. This certified reference material (CRM) was designed to be used as a standard for the identification and/or quantification of the specific chemical compound it contains.

HAZARDS:

This product should only be used by qualified personnel familiar with its potential hazards and trained in the handling of hazardous chemicals. Due care should be exercised to prevent unnecessary human contact or ingestion. All procedures should be carried out in a well-functioning fume hood and suitable gloves, eye protection, and clothing should be worn at all times. Waste should be disposed of according to national and regional regulations. Safety Data Sheets (SDSs) are available upon request.

SYNTHESIS / CHARACTERIZATION:

Where possible, all of our products are synthesized using single-product unambiguous routes. They are then characterized, and their structures and purities confirmed, using a combination of the most relevant techniques, such as NMR, GC/MS, LC/MS/MS, SFC/UV/MS/MS, x-ray crystallography, and melting point. Isotopic purities of mass-labelled compounds are also confirmed using HRGC/HRMS and/or LC/MS/MS.

HOMOGENEITY:

Prior to solution preparation, crystalline material is tested for homogeneity using a variety of techniques (as stated above) and its solubility in a given diluent is taken into consideration. Duplicate solutions of a new product are prepared from the same crystalline lot and, after the addition of an appropriate internal standard, they are compared by GC/MS, LC/MS/MS and/or SFC/UV/MS/MS. The relative response factors of the analyte of interest in each solution are required to be <5% RSD. New solution lots of existing products are compared to older lots in the same manner, which further confirms the homogeneity of the crystalline material as well as the stability and homogeneity of the solutions in the storage containers.

UNCERTAINTY:

The maximum combined relative standard uncertainty of our reference standard solutions is calculated using the following equation:

The combined relative standard uncertainty, $u_c(y)$, of a value y and the uncertainty of the independent parameters x_1, x_2, \dots, x_n on which it depends is:

$$u_c(y(x_1, x_2, \dots, x_n)) = \sqrt{\sum_{i=1}^n u(y, x_i)^2}$$

where x is expressed as a relative standard uncertainty of the individual parameter.

The individual uncertainties taken into account include those associated with weights (calibration of the balance) and volumes (calibration of the volumetric glassware). An expanded maximum combined percent relative uncertainty of $\pm 5\%$ (calculated with a coverage factor of 2 and a level of confidence of 95%) is stated on the Certificate of Analysis for all of our products.

TRACEABILITY:

All reference standard solutions are traceable to specific crystalline lots. The microbalances used for solution preparation are regularly tested by an external ISO/IEC 17025 accredited calibration company. In addition, their calibration is verified prior to each weighing using NIST and/or NRC traceable external weights. All volumetric glassware used is of Class A tolerance and has been tested according to the appropriate ASTM procedures, which are ultimately traceable to NIST. For certain products, traceability to international interlaboratory studies has also been established.

EXPIRY DATE / PERIOD OF VALIDITY:

Ongoing stability studies of this product have demonstrated stability in its composition and concentration, until the specified expiry date, in the unopened ampoule. Monitoring for any degradation or change in concentration of the listed analyte(s) is performed on a routine basis.

LIMITED WARRANTY:

At the time of shipment, all products are warranted to be free of defects in material and workmanship and to conform to the stated technical and purity specifications.

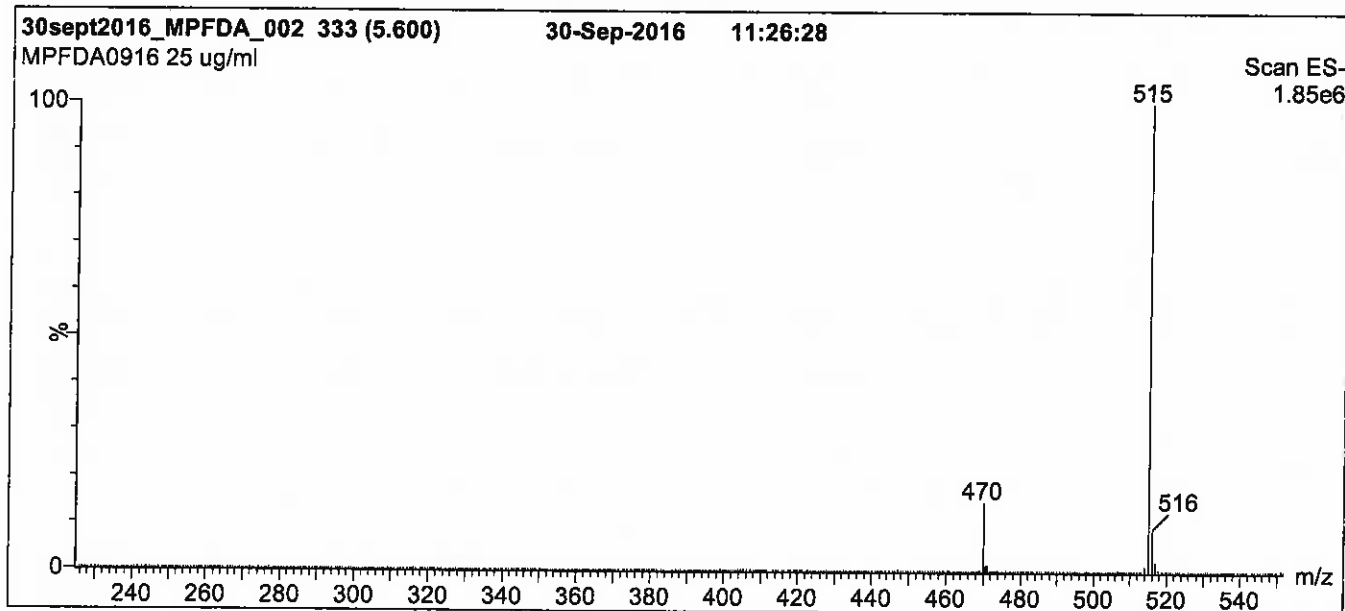
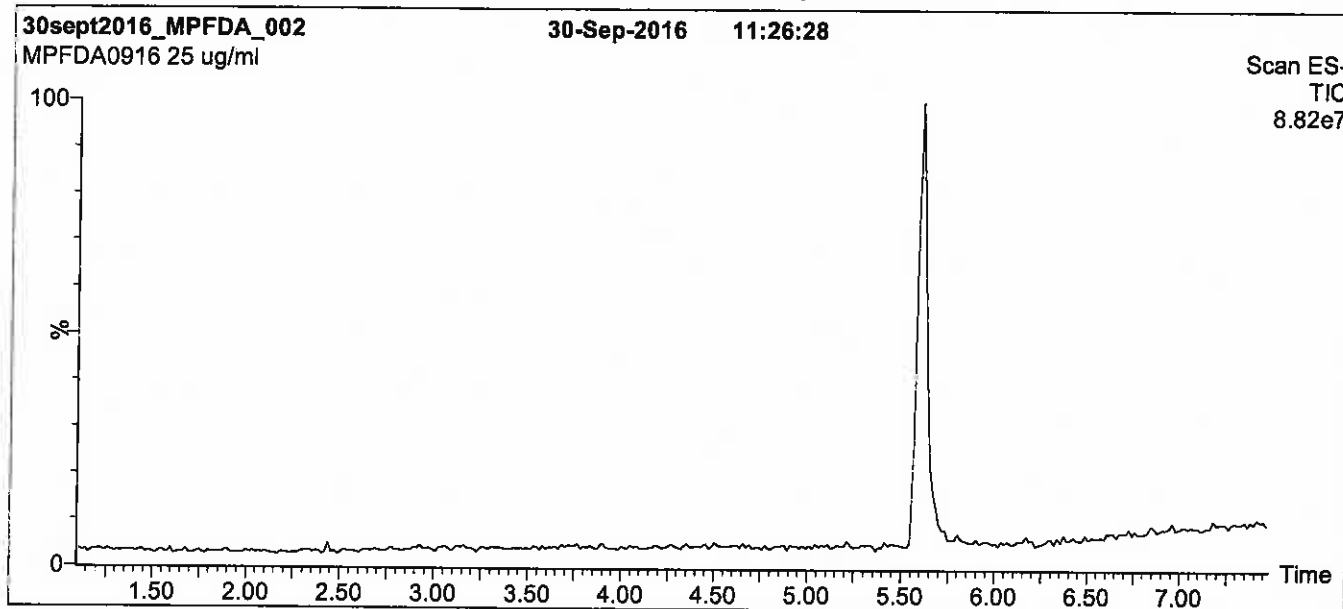
QUALITY MANAGEMENT:

This product was produced using a Quality Management System registered to the latest versions of ISO 9001 by SAI Global, ISO/IEC 17025 by the Canadian Association for Laboratory Accreditation Inc. (CALA; A 1226), and ISO GUIDE 34 by ANSI-ASQ National Accreditation Board (ANAB; AR-1523).



For additional information or assistance concerning this or any other products from Wellington Laboratories Inc., please visit our website at www.well-labs.com or contact us directly at info@well-labs.com

Figure 1: MPFDA; LC/MS Data (TIC and Mass Spectrum)



Conditions for Figure 1:

LC: Waters Acquity Ultra Performance LC
MS: Micromass Quattro *micro* API MS

Chromatographic Conditions

Column: Acquity UPLC BEH Shield RP₁₈
1.7 μ m, 2.1 x 100 mm

Mobile phase: Gradient
Start: 50% (80:20 MeOH:ACN) / 50% H₂O
(both with 10 mM NH₄OAc buffer)
Ramp to 90% organic over 7 min and hold for 1.5 min
before returning to initial conditions in 0.5 min.
Time: 10 min

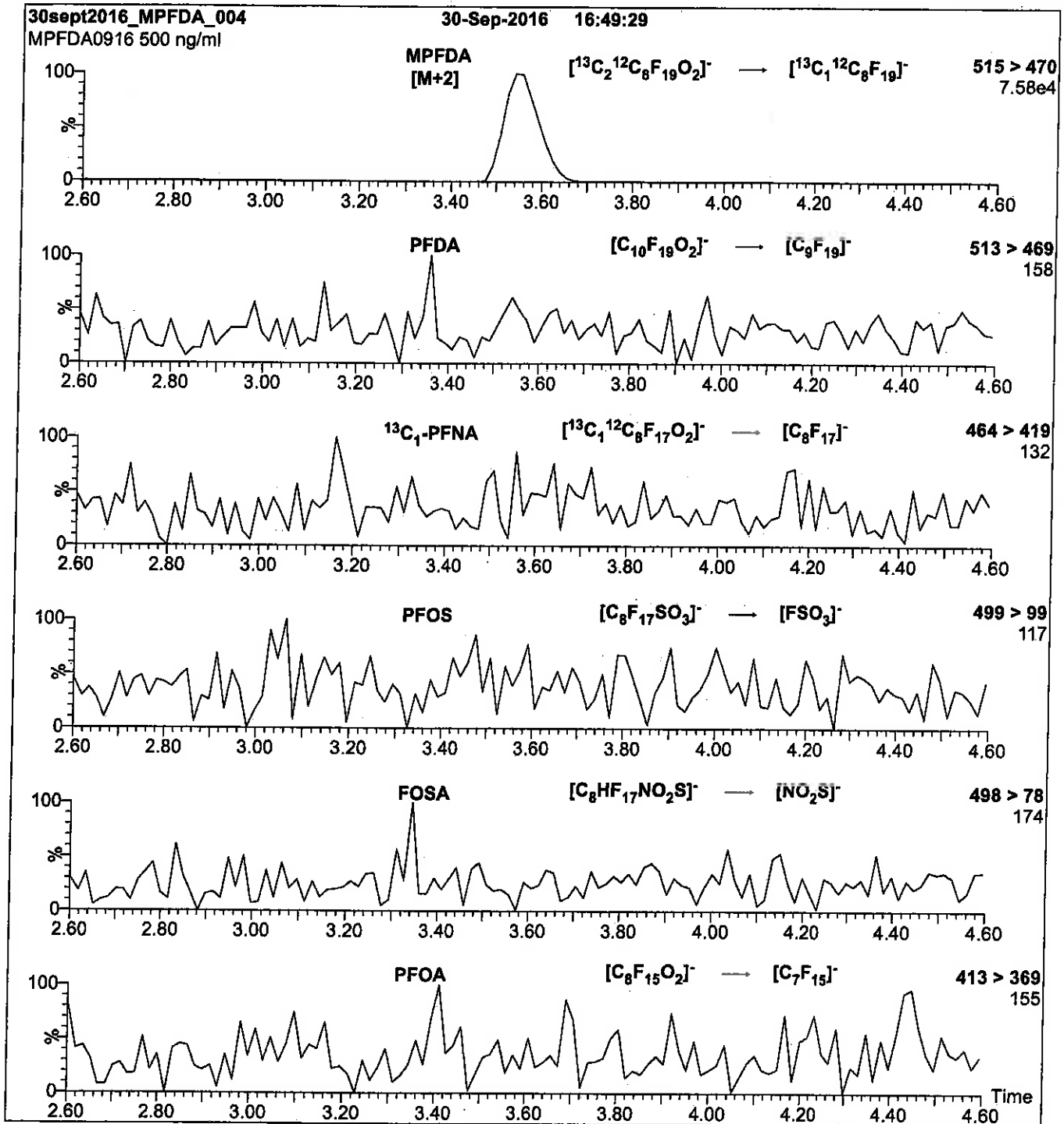
Flow: 300 μ l/min

MS Parameters

Experiment: Full Scan (225 - 850 amu)

Source: Electrospray (negative)
Capillary Voltage (kV) = 2.00
Cone Voltage (V) = 15.00
Cone Gas Flow (l/hr) = 50
Desolvation Gas Flow (l/hr) = 750

Figure 2: MPFDA; LC/MS/MS Data (Selected MRM Transitions)



Conditions for Figure 2:

Injection: Direct loop injection
10 μ l (500 ng/ml MPFDA)

Mobile phase: Isocratic 80% (80:20 MeOH:ACN) / 20% H₂O
(both with 10 mM NH₄OAc buffer)

Flow: 300 μ l/min

MS Parameters

Collision Gas (mbar) = 3.31e-3
Collision Energy (eV) = 13

Reagent

LCMPFHxA_00013

R: SBC 12/21/16



814258

ID: LCMPFHxA_00013

Exp: 04/08/21 Prod: SBC

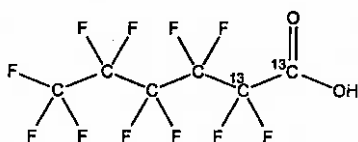
¹³C2-Perfluorohexanoic ac



WELLINGTON
LABORATORIES

CERTIFICATE OF ANALYSIS
DOCUMENTATION

PRODUCT CODE: MPFHxA **LOT NUMBER:** MPFHxA0416
COMPOUND: Perfluoro-n-[1,2-¹³C₂]hexanoic acid
STRUCTURE: **CAS #:** Not available



MOLECULAR FORMULA: ¹³C₂¹²C₄HF₁₁O₂ **MOLECULAR WEIGHT:** 316.04
CONCENTRATION: 50 ± 2.5 µg/ml **SOLVENT(S):** Methanol
Water (<1%)
CHEMICAL PURITY: >98% **ISOTOPIC PURITY:** ≥99%¹³C
(1,2-¹³C₂)
LAST TESTED: (mm/dd/yyyy) 04/08/2016
EXPIRY DATE: (mm/dd/yyyy) 04/08/2021
RECOMMENDED STORAGE: Store ampoule in a cool, dark place


DOCUMENTATION/ DATA ATTACHED:

Figure 1: LC/MS Data (TIC and Mass Spectrum)
Figure 2: LC/MS/MS Data (Selected MRM Transitions)

ADDITIONAL INFORMATION:

- See page 2 for further details.
- Contains 4 mole eq. of NaOH to prevent conversion of the carboxylic acid to the methyl ester.
- Contains < 0.1% of perfluoro-n-hexanoic acid and ~ 0.3% of perfluoro-n-octanoic acid.

FOR LABORATORY USE ONLY: NOT FOR HUMAN OR DRUG USE

Certified By:  **Date:** 04/29/2016
B.G. Chittim (mm/dd/yyyy)

Wellington Laboratories Inc., 345 Southgate Dr. Guelph ON N1G 3M5 CANADA
519-822-2436 • Fax: 519-822-2849 • info@well-labs.com

INTENDED USE:

The products prepared by Wellington Laboratories Inc. are for laboratory use only. This certified reference material (CRM) was designed to be used as a standard for the identification and/or quantification of the specific chemical compound it contains.

HAZARDS:

This product should only be used by qualified personnel familiar with its potential hazards and trained in the handling of hazardous chemicals. Due care should be exercised to prevent unnecessary human contact or ingestion. All procedures should be carried out in a well-functioning fume hood and suitable gloves, eye protection, and clothing should be worn at all times. Waste should be disposed of according to national and regional regulations. Safety Data Sheets (SDSs) are available upon request.

SYNTHESIS / CHARACTERIZATION:

Where possible, all of our products are synthesized using single-product unambiguous routes. They are then characterized, and their structures and purities confirmed, using a combination of the most relevant techniques, such as NMR, GC/MS, LC/MS/MS, SFC/UV/MS/MS, x-ray crystallography, and melting point. Isotopic purities of mass-labelled compounds are also confirmed using HRGC/HRMS and/or LC/MS/MS.

HOMOGENEITY:

Prior to solution preparation, crystalline material is tested for homogeneity using a variety of techniques (as stated above) and its solubility in a given diluent is taken into consideration. Duplicate solutions of a new product are prepared from the same crystalline lot and, after the addition of an appropriate internal standard, they are compared by GC/MS, LC/MS/MS and/or SFC/UV/MS/MS. The relative response factors of the analyte of interest in each solution are required to be <5% RSD. New solution lots of existing products are compared to older lots in the same manner, which further confirms the homogeneity of the crystalline material as well as the stability and homogeneity of the solutions in the storage containers.

UNCERTAINTY:

The maximum combined relative standard uncertainty of our reference standard solutions is calculated using the following equation:

The combined relative standard uncertainty, $u_c(y)$, of a value y and the uncertainty of the independent parameters x_1, x_2, \dots, x_n on which it depends is:

$$u_c(y(x_1, x_2, \dots, x_n)) = \sqrt{\sum_{i=1}^n u(y, x_i)^2}$$

where x is expressed as a relative standard uncertainty of the individual parameter.

The individual uncertainties taken into account include those associated with weights (calibration of the balance) and volumes (calibration of the volumetric glassware). An expanded maximum combined percent relative uncertainty of $\pm 5\%$ (calculated with a coverage factor of 2 and a level of confidence of 95%) is stated on the Certificate of Analysis for all of our products.

TRACEABILITY:

All reference standard solutions are traceable to specific crystalline lots. The microbalances used for solution preparation are regularly tested by an external ISO/IEC 17025 accredited calibration company. In addition, their calibration is verified prior to each weighing using NIST and/or NRC traceable external weights. All volumetric glassware used is of Class A tolerance and has been tested according to the appropriate ASTM procedures, which are ultimately traceable to NIST. For certain products, traceability to international interlaboratory studies has also been established.

EXPIRY DATE / PERIOD OF VALIDITY:

Ongoing stability studies of this product have demonstrated stability in its composition and concentration, until the specified expiry date, in the unopened ampoule. Monitoring for any degradation or change in concentration of the listed analyte(s) is performed on a routine basis.

LIMITED WARRANTY:

At the time of shipment, all products are warranted to be free of defects in material and workmanship and to conform to the stated technical and purity specifications.

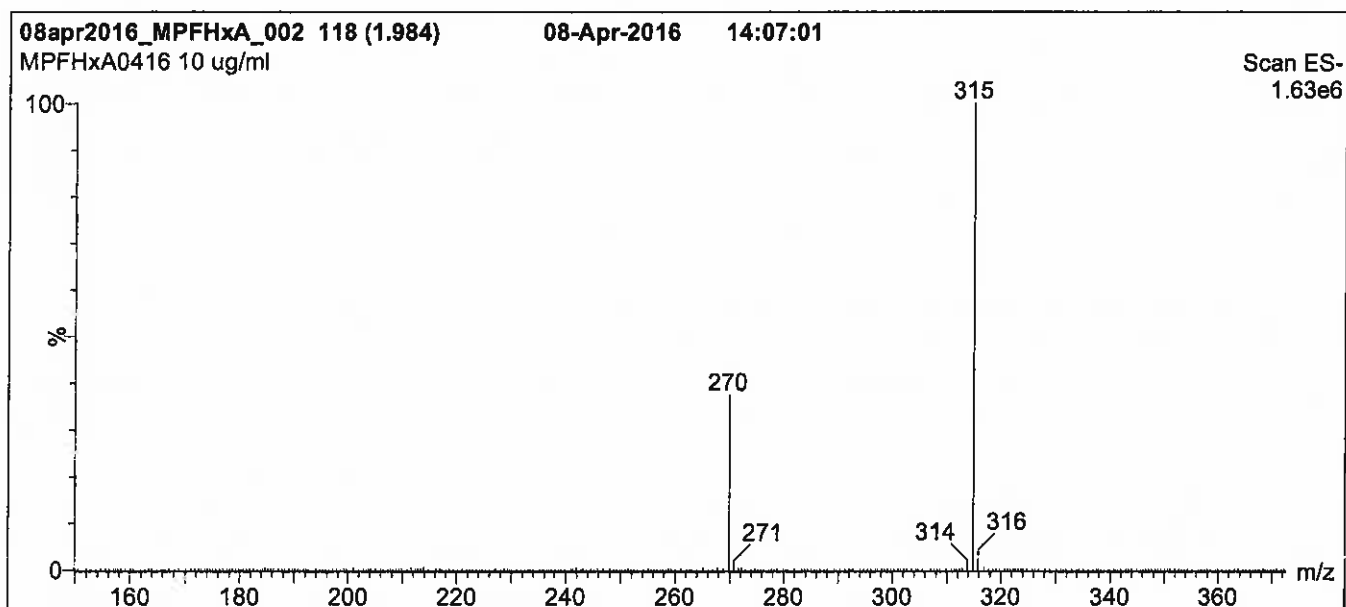
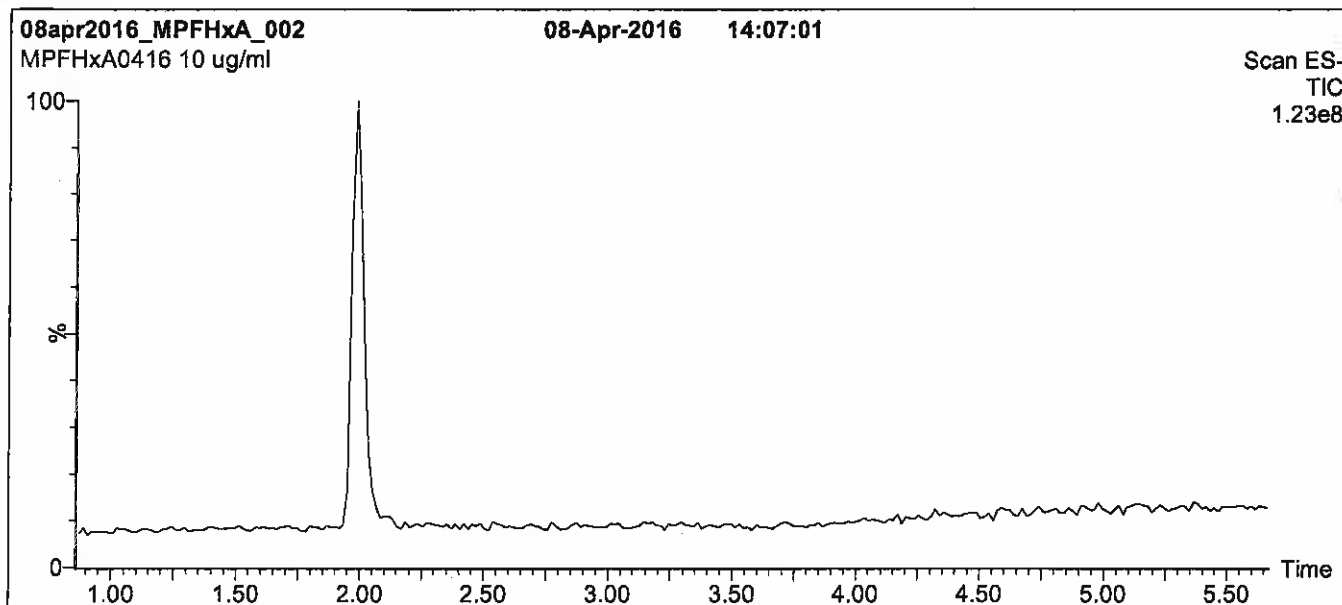
QUALITY MANAGEMENT:

This product was produced using a Quality Management System registered to the latest versions of ISO 9001 by SAI Global, ISO/IEC 17025 by the Canadian Association for Laboratory Accreditation Inc. (CALA; A 1226), and ISO GUIDE 34 by ANSI-ASQ National Accreditation Board (ANAB; AR-1523).



For additional information or assistance concerning this or any other products from Wellington Laboratories Inc., please visit our website at www.well-labs.com or contact us directly at info@well-labs.com

Figure 1: MPFHxA; LC/MS Data (TIC and Mass Spectrum)



Conditions for Figure 1:

LC: Waters Acquity Ultra Performance LC
MS: Micromass Quattro *micro* API MS

Chromatographic Conditions

Column: Acquity UPLC BEH Shield RP₁₈
 1.7 μ m, 2.1 x 100 mm

Mobile phase: Gradient
 Start: 50% (80:20 MeOH:ACN) / 50% H₂O
 (both with 10 mM NH₄OAc buffer)
 Ramp to 90% organic over 7.5 min and hold for 1.5 min
 before returning to initial conditions over 0.5 min.
 Time: 10 min

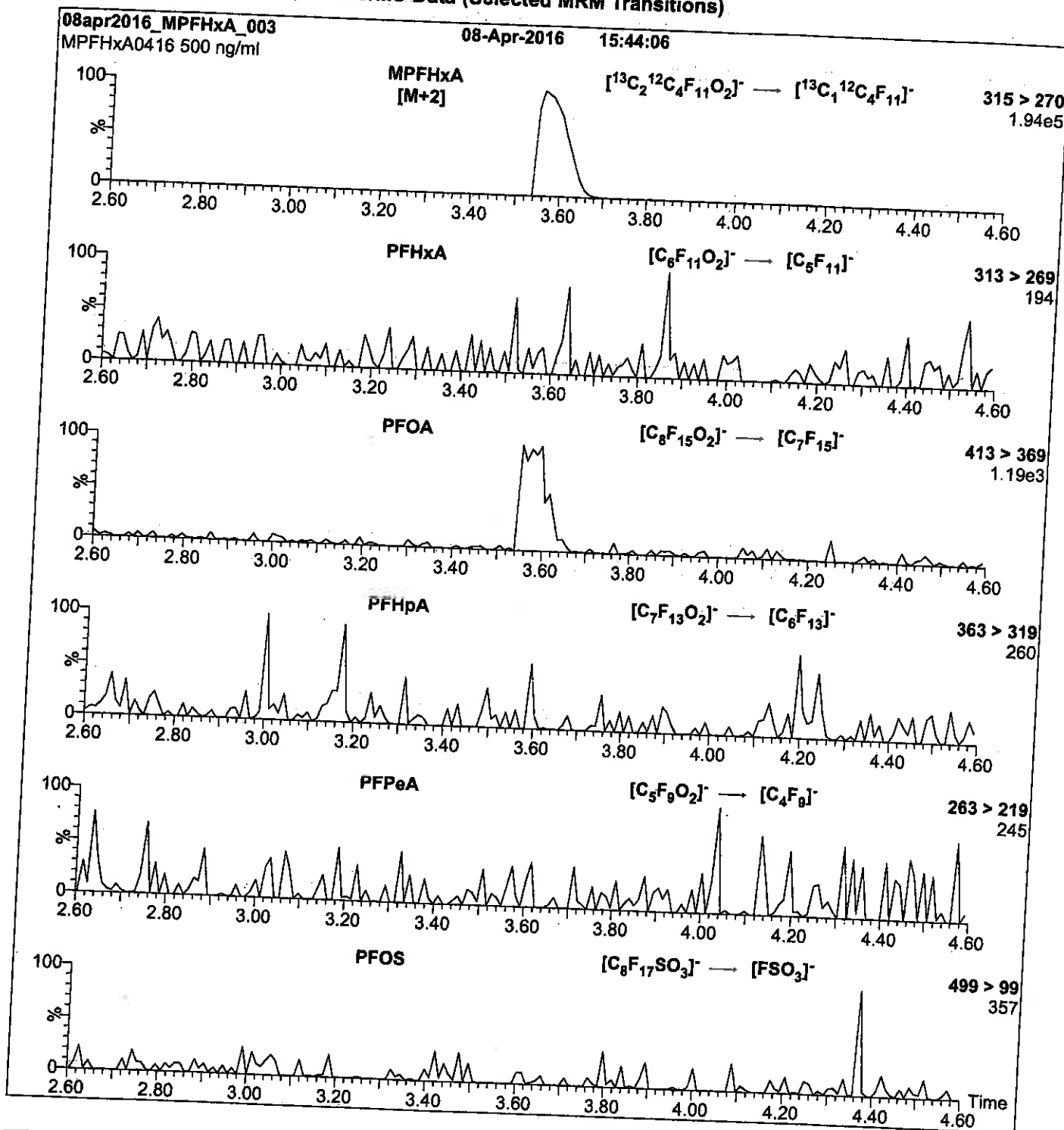
Flow: 300 μ l/min

MS Parameters

Experiment: Full Scan (150 - 850 amu)

Source: Electrospray (negative)
 Capillary Voltage (kV) = 2.00
 Cone Voltage (V) = 15.00
 Cone Gas Flow (l/hr) = 100
 Desolvation Gas Flow (l/hr) = 750

Figure 2: MPFHxA; LC/MS/MS Data (Selected MRM Transitions)



Conditions for Figure 2:

Injection: Direct loop injection
10 μ l (500 ng/ml MPFHxA)

Mobile phase: Isocratic 80% (80:20 MeOH:ACN) / 20% H₂O
(both with 10 mM NH₄OAc buffer)

Flow: 300 μ l/min

MS Parameters

Collision Gas (mbar) = 3.39e-3
Collision Energy (eV) = 10

Reagent

LCMPFOS_00019

R: SBC 12/21/16



814253

ID: LCMFOS_00019

Exp: 08/03/21 Prpd: SBC

13C4-Perfluorooctanesulfo



WELLINGTON LABORATORIES

CERTIFICATE OF ANALYSIS DOCUMENTATION

PRODUCT CODE:

MPFOS

LOT NUMBER:

MPFOS0816

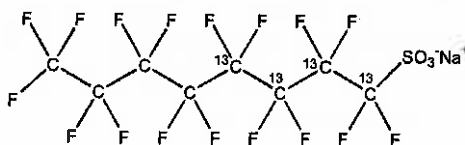
COMPOUND:

Sodium perfluoro-1-[1,2,3,4-¹³C₄]octanesulfonate

STRUCTURE:

CAS #:

Not available



MOLECULAR FORMULA:

¹³C₄¹²C₄F₁₇SO₃Na

MOLECULAR WEIGHT:

526.08

CONCENTRATION:

50.0 ± 2.5 µg/ml (Na salt)

SOLVENT(S):

Methanol

47.8 ± 2.4 µg/ml (MPFOS anion)

CHEMICAL PURITY:

>98%

ISOTOPIC PURITY:

≥99% ¹³C

LAST TESTED: (mm/dd/yyyy)

08/03/2016

(1,2,3,4-¹³C₄)

EXPIRY DATE: (mm/dd/yyyy)

08/03/2021

RECOMMENDED STORAGE:

Store ampoule in a cool, dark place

DOCUMENTATION/ DATA ATTACHED:

Figure 1: LC/MS Data (TIC and Mass Spectrum)

Figure 2: LC/MS/MS Data (Selected MRM Transitions)

ADDITIONAL INFORMATION:

- See page 2 for further details.
- Contains ~ 0.8% Sodium perfluoro-1-[1,2,3-¹³C₃]heptanesulfonate.

FOR LABORATORY USE ONLY: NOT FOR HUMAN OR DRUG USE

Certified By:

B.G. Chittim

Date: 08/05/2016

(mm/dd/yyyy)

Wellington Laboratories Inc., 345 Southgate Dr. Guelph ON N1G 3M5 CANADA
519-822-2436 • Fax: 519-822-2849 • info@well-labs.com

INTENDED USE:

The products prepared by Wellington Laboratories Inc. are for laboratory use only. This certified reference material (CRM) was designed to be used as a standard for the identification and/or quantification of the specific chemical compound it contains.

HAZARDS:

This product should only be used by qualified personnel familiar with its potential hazards and trained in the handling of hazardous chemicals. Due care should be exercised to prevent unnecessary human contact or ingestion. All procedures should be carried out in a well-functioning fume hood and suitable gloves, eye protection, and clothing should be worn at all times. Waste should be disposed of according to national and regional regulations. Safety Data Sheets (SDSs) are available upon request.

SYNTHESIS / CHARACTERIZATION:

Where possible, all of our products are synthesized using single-product unambiguous routes. They are then characterized, and their structures and purities confirmed, using a combination of the most relevant techniques, such as NMR, GC/MS, LC/MS/MS, SFC/UV/MS/MS, x-ray crystallography, and melting point. Isotopic purities of mass-labelled compounds are also confirmed using HRGC/HRMS and/or LC/MS/MS.

HOMOGENEITY:

Prior to solution preparation, crystalline material is tested for homogeneity using a variety of techniques (as stated above) and its solubility in a given diluent is taken into consideration. Duplicate solutions of a new product are prepared from the same crystalline lot and, after the addition of an appropriate internal standard, they are compared by GC/MS, LC/MS/MS and/or SFC/UV/MS/MS. The relative response factors of the analyte of interest in each solution are required to be <5% RSD. New solution lots of existing products are compared to older lots in the same manner, which further confirms the homogeneity of the crystalline material as well as the stability and homogeneity of the solutions in the storage containers.

UNCERTAINTY:

The maximum combined relative standard uncertainty of our reference standard solutions is calculated using the following equation:

The combined relative standard uncertainty, $u_c(y)$, of a value y and the uncertainty of the independent parameters x_1, x_2, \dots, x_n on which it depends is:

$$u_c(y(x_1, x_2, \dots, x_n)) = \sqrt{\sum_{i=1}^n u(y, x_i)^2}$$

where x is expressed as a relative standard uncertainty of the individual parameter.

The individual uncertainties taken into account include those associated with weights (calibration of the balance) and volumes (calibration of the volumetric glassware). An expanded maximum combined percent relative uncertainty of $\pm 5\%$ (calculated with a coverage factor of 2 and a level of confidence of 95%) is stated on the Certificate of Analysis for all of our products.

TRACEABILITY:

All reference standard solutions are traceable to specific crystalline lots. The microbalances used for solution preparation are regularly tested by an external ISO/IEC 17025 accredited calibration company. In addition, their calibration is verified prior to each weighing using NIST and/or NRC traceable external weights. All volumetric glassware used is of Class A tolerance and has been tested according to the appropriate ASTM procedures, which are ultimately traceable to NIST. For certain products, traceability to international interlaboratory studies has also been established.

EXPIRY DATE / PERIOD OF VALIDITY:

Ongoing stability studies of this product have demonstrated stability in its composition and concentration, until the specified expiry date, in the unopened ampoule. Monitoring for any degradation or change in concentration of the listed analyte(s) is performed on a routine basis.

LIMITED WARRANTY:

At the time of shipment, all products are warranted to be free of defects in material and workmanship and to conform to the stated technical and purity specifications.

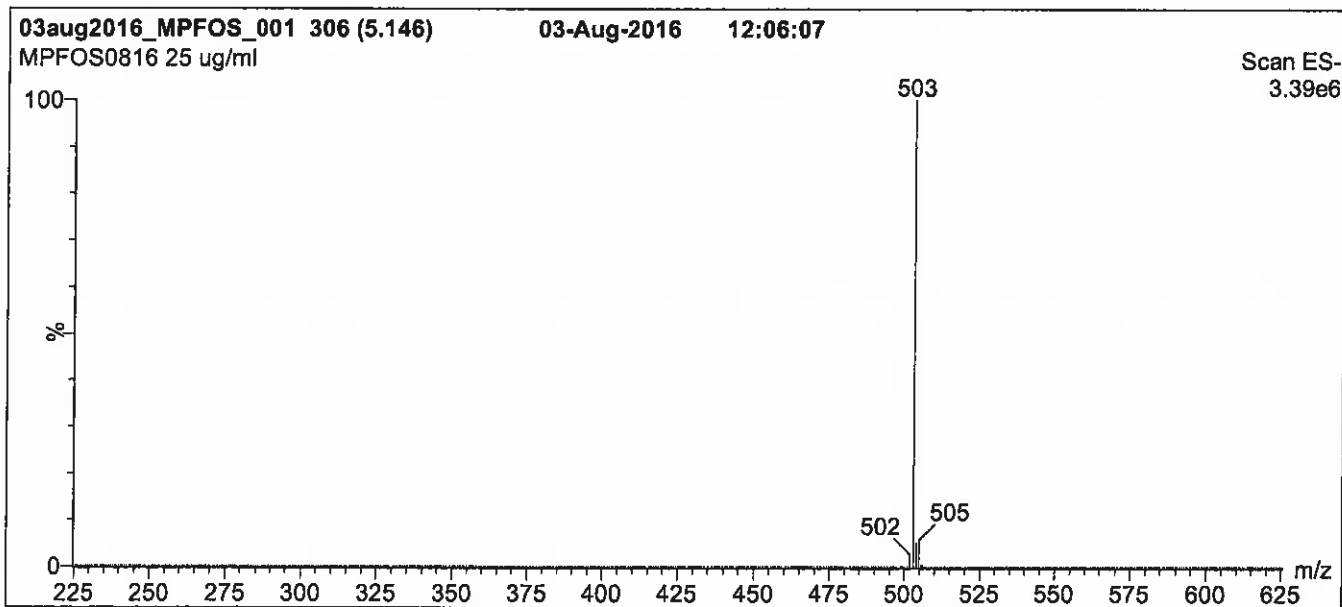
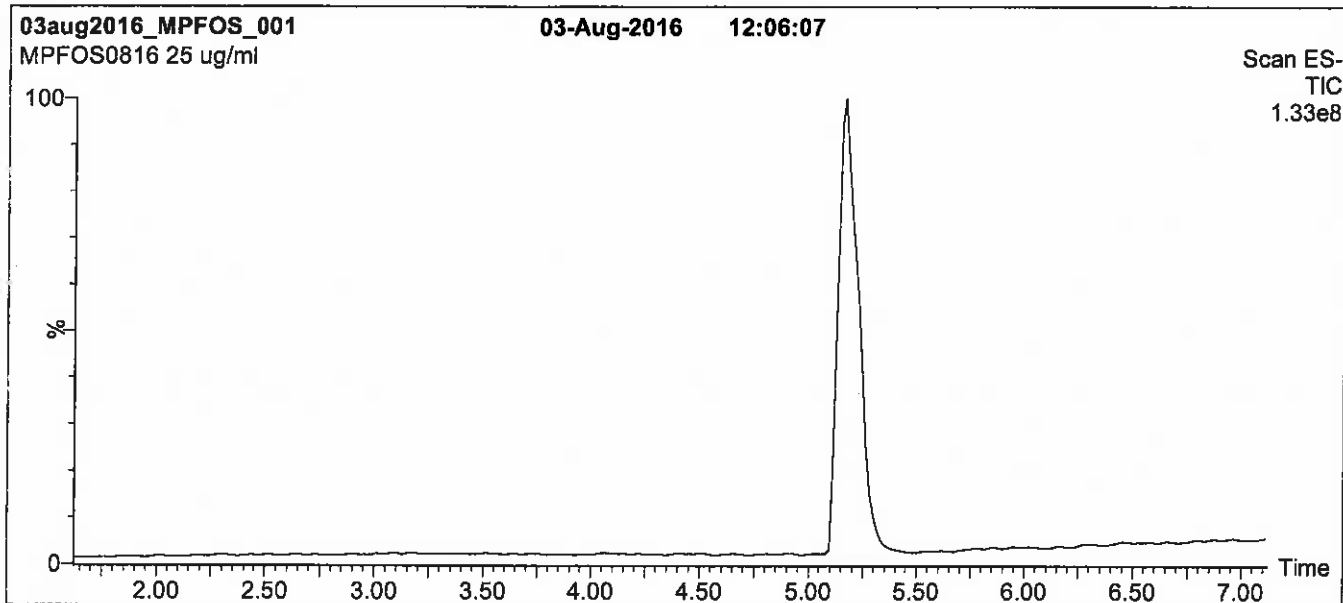
QUALITY MANAGEMENT:

This product was produced using a Quality Management System registered to the latest versions of ISO 9001 by SAI Global, ISO/IEC 17025 by the Canadian Association for Laboratory Accreditation Inc. (CALA; A 1226), and ISO GUIDE 34 by ANSI-ASQ National Accreditation Board (ANAB; AR-1523).



For additional information or assistance concerning this or any other products from Wellington Laboratories Inc., please visit our website at www.well-labs.com or contact us directly at info@well-labs.com

Figure 1: MPFOS; LC/MS Data (TIC and Mass Spectrum)



Conditions for Figure 1:

LC: Waters Acquity Ultra Performance LC
MS: Micromass Quattro *micro* API MS

Chromatographic Conditions

Column: Acquity UPLC BEH Shield RP₁₈,
 1.7 μ m, 2.1 x 100 mm

Mobile phase: Gradient
 Start: 45% (80:20 MeOH:ACN) / 55% H₂O
 (both with 10 mM NH₄OAc buffer)
 Ramp to 90% organic over 7 min and hold for 1.5 min
 before returning to initial conditions in 0.5 min.
 Time: 10 min

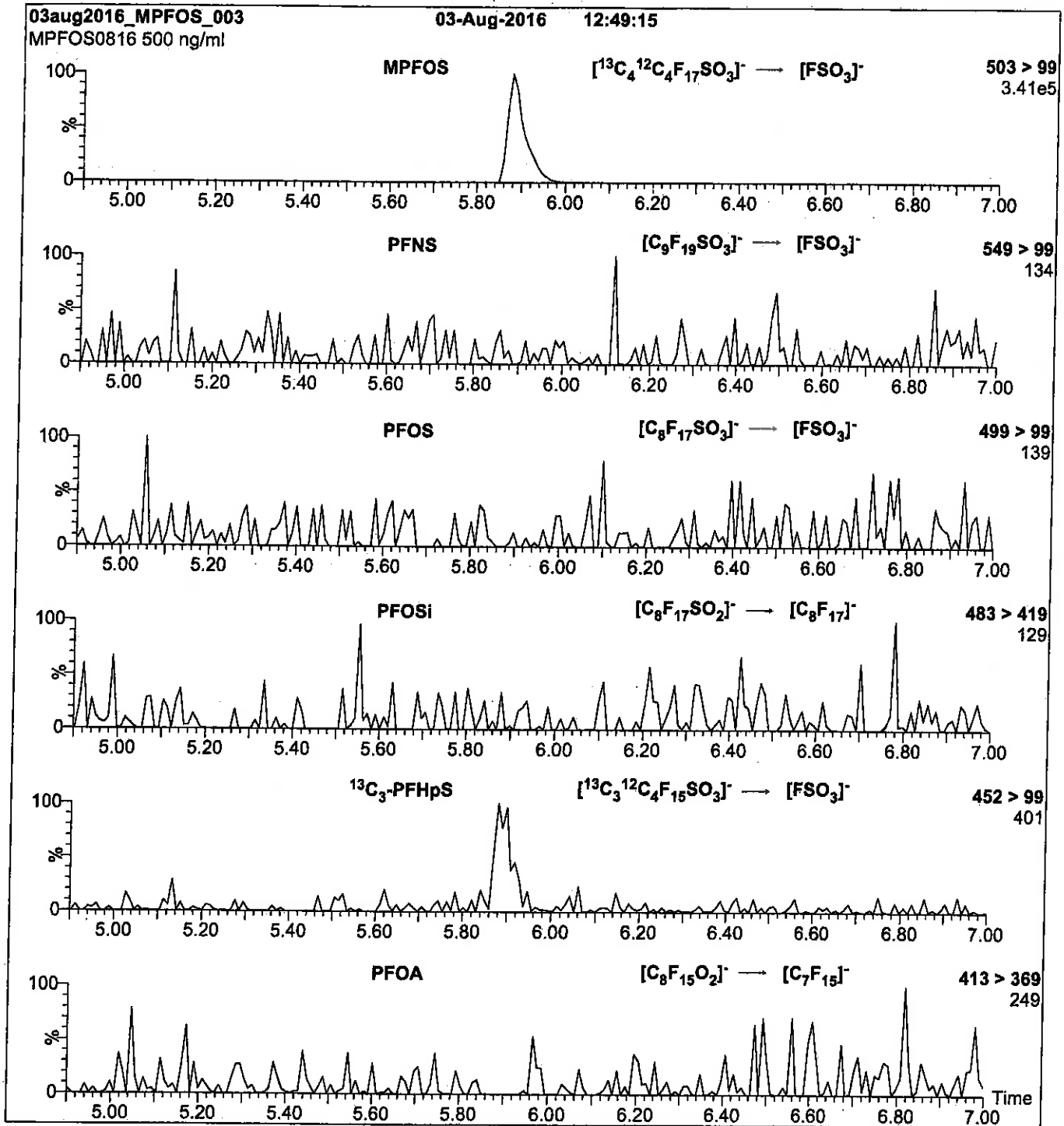
Flow: 300 μ l/min

MS Parameters

Experiment: Full Scan (225 - 850 amu)

Source: Electrospray (negative)
 Capillary Voltage (kV) = 3.00
 Cone Voltage (V) = 60.00
 Cone Gas Flow (l/hr) = 50
 Desolvation Gas Flow (l/hr) = 750

Figure 2: MPFOS; LC/MS/MS Data (Selected MRM Transitions)



Conditions for Figure 2:

Injection: Direct loop injection
10 μl (500 ng/ml MPFOS)

Mobile phase: Isocratic 80% (80:20 MeOH:ACN) / 20% H_2O
(both with 10 mM NH_4OAc buffer)

Flow: 300 $\mu\text{l}/\text{min}$

MS Parameters

Collision Gas (mbar) = 3.46e-3
Collision Energy (eV) = 40

Method 537 DOD

Perfluorinated Alkyl Acids (LC/MS)
by Method 537 DOD

FORM II
LCMS SURROGATE RECOVERY

Lab Name: TestAmerica Sacramento

Job No.: 320-28973-1

SDG No.: _____

Matrix: Water

Level: Low

GC Column (1): GeminiC18 3 ID: 3 (mm)

Client Sample ID	Lab Sample ID	PFHxA #	PFDA #
WI-AF-1RW50-0617	320-28973-1	89	91
WI-AF-1FB50-0617	320-28973-2	93	93
WI-AF-1RW51-0617	320-28973-3	84	91
WI-AF-1FB51-0617	320-28973-4	91	90
WI-AF-1RW52-0617	320-28973-5	81	84
WI-AF-1RW52P-0617	320-28973-6	87	87
WI-AF-1FB52-0617	320-28973-7	88	90
WI-AF-1RW53-0617	320-28973-8	84	95
WI-AF-1FB53-0617	320-28973-9	90	83
WI-AF-1RW54-0617	320-28973-10	85	85
WI-AF-1FB54-0617	320-28973-11	88	84
	MB 320-168959/1-A	87	89
	LLCS 320-168959/2-A	94	92
WI-AF-1RW50-0617 LMS	320-28973-1 LMS	87	85
WI-AF-1RW50-0617 LMSD	320-28973-1 LMSD	90	90

PFHxA = 13C2 PFHxA
PFDA = 13C2 PFDA

QC LIMITS
70-130
70-130

Column to be used to flag recovery values

FORM III
LCMS LOW LEVEL CONTROL SAMPLE RECOVERY

Lab Name: TestAmerica Sacramento Job No.: 320-28973-1

SDG No.: _____

Matrix: Water Level: Low Lab File ID: 2017.06.14_537B_024.d

Lab ID: LLCS 320-168959/2-A Client ID: _____

COMPOUND	SPIKE ADDED (ug/L)	LLCS CONCENTRATION (ug/L)	LLCS % REC	QC LIMITS REC	#
Perfluorooctanesulfonic acid (PFOS)	0.0400	0.0392 J	98	50-150	
Perfluorooctanoic acid (PFOA)	0.0200	0.0189 J	94	50-150	
Perfluorobutanesulfonic acid (PFBS)	0.0883	0.0930	105	50-150	

Column to be used to flag recovery and RPD values

FORM III
LCMS LOW LEVEL MATRIX SPIKE RECOVERY

Lab Name: TestAmerica Sacramento Job No.: 320-28973-1
 SDG No.: _____
 Matrix: Water Level: Low Lab File ID: 2017.06.14_537B_026.d
 Lab ID: 320-28973-1 LMS Client ID: WI-AF-1RW50-0617 LMS

COMPOUND	SPIKE ADDED (ug/L)	SAMPLE CONCENTRATION (ug/L)	LMS CONCENTRATION (ug/L)	LMS % REC	QC LIMITS REC	#
Perfluorooctanesulfonic acid (PFOS)	0.0383	0.016 U	0.0361 J	94	50-150	
Perfluorooctanoic acid (PFOA)	0.0191	0.0080 U	0.0177 J	93	50-150	
Perfluorobutanesulfonic acid (PFBS)	0.0846	0.036 U	0.0855 J	101	50-150	

Column to be used to flag recovery and RPD values

FORM III
LCMS LOW LEVEL MATRIX SPIKE DUPLICATE RECOVERY

Lab Name: TestAmerica Sacramento Job No.: 320-28973-1

SDG No.: _____

Matrix: Water Level: Low Lab File ID: 2017.06.14_537B_027.d

Lab ID: 320-28973-1 LMSD Client ID: WI-AF-1RW50-0617 LMSD

COMPOUND	SPIKE ADDED (ug/L)	LMSD CONCENTRATION (ug/L)	LMSD % REC	% RPD	QC LIMITS		#
					RPD	REC	
Perfluorooctanesulfonic acid (PFOS)	0.0390	0.0370 J	95	3	50	50-150	
Perfluorooctanoic acid (PFOA)	0.0195	0.0185 J	95	4	50	50-150	
Perfluorobutanesulfonic acid (PFBS)	0.0862	0.0906	105	6	50	50-150	

Column to be used to flag recovery and RPD values

FORM IV
LCMS METHOD BLANK SUMMARY

Lab Name: TestAmerica Sacramento Job No.: 320-28973-1
 SDG No.: _____
 Lab File ID: 2017.06.14_537B_023.d Lab Sample ID: MB 320-168959/1-A
 Matrix: Water Date Extracted: 06/13/2017 08:47
 Instrument ID: A8_N Date Analyzed: 06/14/2017 22:40
 Level: (Low/Med) Low

THIS METHOD BLANK APPLIES TO THE FOLLOWING SAMPLES:

CLIENT SAMPLE ID	LAB SAMPLE ID	LAB FILE ID	DATE ANALYZED
	LLCS 320-168959/2-A	2017.06.14_537B_024.d	06/14/2017 22:45
WI-AF-1RW50-0617	320-28973-1	2017.06.14_537B_025.d	06/14/2017 22:49
WI-AF-1RW50-0617 LMS	320-28973-1 LMS	2017.06.14_537B_026.d	06/14/2017 22:53
WI-AF-1RW50-0617 LMSD	320-28973-1 LMSD	2017.06.14_537B_027.d	06/14/2017 22:58
WI-AF-1FB50-0617	320-28973-2	2017.06.14_537B_028.d	06/14/2017 23:02
WI-AF-1RW51-0617	320-28973-3	2017.06.14_537B_029.d	06/14/2017 23:07
WI-AF-1FB51-0617	320-28973-4	2017.06.14_537B_030.d	06/14/2017 23:11
WI-AF-1RW52P-0617	320-28973-6	2017.06.14_537B_032.d	06/14/2017 23:20
WI-AF-1FB52-0617	320-28973-7	2017.06.14_537B_035.d	06/14/2017 23:33
WI-AF-1RW53-0617	320-28973-8	2017.06.14_537B_036.d	06/14/2017 23:38
WI-AF-1FB53-0617	320-28973-9	2017.06.14_537B_037.d	06/14/2017 23:42
WI-AF-1RW54-0617	320-28973-10	2017.06.14_537B_038.d	06/14/2017 23:46
WI-AF-1FB54-0617	320-28973-11	2017.06.14_537B_039.d	06/14/2017 23:51
WI-AF-1RW52-0617	320-28973-5	2017.06.19_537B_003.d	06/19/2017 18:42

FORM VIII
LCMS INTERNAL STANDARD AREA AND RETENTION TIME SUMMARY

Lab Name: TestAmerica Sacramento Job No.: 320-28973-1
 SDG No.: _____
 Instrument ID: A8_N Calibration Start Date: 06/14/2017 20:15
 GC Column: GeminiC18 3x100 ID: 3(mm) Calibration End Date: 06/14/2017 20:37
 Calibration ID: 31718

	13PFOA		PFOS		AREA #	RT #
	AREA #	RT #	AREA #	RT #		
INITIAL CALIBRATION MEAN AREA AND MEAN RT	3068267	2.48	6153231	2.65		
UPPER LIMIT	4602401	2.98	9229847	3.15		
LOWER LIMIT	1534134	1.98	3076616	2.15		
LAB SAMPLE ID	CLIENT SAMPLE ID					
CCVL 320-169402/11		2616712	2.49	5395946	2.65	
ICV 320-169402/13		2705290	2.48	5804712	2.64	
CCV 320-169413/1 CCVIS		2571744	2.49	5174807	2.65	
MB 320-168959/1-A		3172979	2.49	6299429	2.66	
LLCS 320-168959/2-A		2937443	2.48	5879507	2.65	
320-28973-1	WI-AF-1RW50-0617	2978101	2.49	5536672	2.66	
320-28973-1 LMS	WI-AF-1RW50-0617 LMS	3110206	2.50	5958430	2.66	
320-28973-1 LMSD	WI-AF-1RW50-0617 LMSD	2928266	2.48	5739059	2.65	
320-28973-2	WI-AF-1FB50-0617	2920216	2.50	5984771	2.66	
320-28973-3	WI-AF-1RW51-0617	3018239	2.48	5738542	2.65	
320-28973-4	WI-AF-1FB51-0617	3010883	2.48	5891911	2.65	
320-28973-6	WI-AF-1RW52P-0617	3068517	2.50	5706809	2.66	
CCV 320-169413/13 CCVIS		2794217	2.49	5844211	2.66	
CCV 320-169414/13 CCVIS		2794217	2.49	5844211	2.66	
320-28973-7	WI-AF-1FB52-0617	3171699	2.49	6069718	2.66	
320-28973-8	WI-AF-1RW53-0617	2894506	2.50	5704593	2.66	
320-28973-9	WI-AF-1FB53-0617	2979972	2.48	5720527	2.65	
320-28973-10	WI-AF-1RW54-0617	3187473	2.49	6127127	2.65	
320-28973-11	WI-AF-1FB54-0617	3219517	2.49	6110990	2.65	
CCV 320-169414/25 CCVIS		2599022	2.49	5225788	2.65	

13PFOA = 13C2-PFOA

PFOS = 13C4 PFOS

Area Limit = 50%-150% of internal standard area
 RT Limit = ± 0.5 minutes of internal standard RT

Column used to flag values outside QC limits

FORM VIII
LCMS INTERNAL STANDARD AREA AND RETENTION TIME SUMMARY

Lab Name: TestAmerica Sacramento Job No.: 320-28973-1
 SDG No.: _____
 Sample No.: CCV 320-169413/1 Date Analyzed: 06/14/2017 22:31
 Instrument ID: A8_N GC Column: GeminiC18 3x100 ID: 3 (mm)
 Lab File ID (Standard): 2017.06.14_537B_021 Heated Purge: (Y/N) N
 Calibration ID: 31718

	13PFOA		PFOS		AREA #	RT #
	AREA #	RT #	AREA #	RT #		
12/24 HOUR STD	2571744	2.49	5174807	2.65		
UPPER LIMIT	3600442	2.99	7244730	3.15		
LOWER LIMIT	1800221	1.99	3622365	2.15		
LAB SAMPLE ID	CLIENT SAMPLE ID					
MB 320-168959/1-A		3172979	2.49	6299429	2.66	
LLCS 320-168959/2-A		2937443	2.48	5879507	2.65	
320-28973-1	WI-AF-1RW50-0617	2978101	2.49	5536672	2.66	
320-28973-1 LMS	WI-AF-1RW50-0617 LMS	3110206	2.50	5958430	2.66	
320-28973-1 LMSD	WI-AF-1RW50-0617 LMSD	2928266	2.48	5739059	2.65	
320-28973-2	WI-AF-1FB50-0617	2920216	2.50	5984771	2.66	
320-28973-3	WI-AF-1RW51-0617	3018239	2.48	5738542	2.65	
320-28973-4	WI-AF-1FB51-0617	3010883	2.48	5891911	2.65	
320-28973-6	WI-AF-1RW52P-0617	3068517	2.50	5706809	2.66	

13PFOA = 13C2-PFOA
 PFOS = 13C4 PFOS

Area Limit = 70%-140% of internal standard area
 RT Limit = ± 0.5 minutes of internal standard RT

Column used to flag values outside QC limits

FORM VIII
LCMS INTERNAL STANDARD AREA AND RETENTION TIME SUMMARY

Lab Name: TestAmerica Sacramento Job No.: 320-28973-1
 SDG No.: _____
 Sample No.: CCV 320-169413/13 Date Analyzed: 06/14/2017 23:24
 Instrument ID: A8_N GC Column: GeminiC18 3x100 ID: 3 (mm)
 Lab File ID (Standard): 2017.06.14_537B_033 Heated Purge: (Y/N) N
 Calibration ID: 31718

	13PFOA		PFOS		AREA #	RT #
	AREA #	RT #	AREA #	RT #		
12/24 HOUR STD	2794217	2.49	5844211	2.66		
UPPER LIMIT	3911904	2.99	8181895	3.16		
LOWER LIMIT	1955952	1.99	4090948	2.16		
LAB SAMPLE ID	CLIENT SAMPLE ID					
MB 320-168959/1-A		3172979	2.49	6299429	2.66	
LLCS 320-168959/2-A		2937443	2.48	5879507	2.65	
320-28973-1	WI-AF-1RW50-0617	2978101	2.49	5536672	2.66	
320-28973-1 LMS	WI-AF-1RW50-0617 LMS	3110206	2.50	5958430	2.66	
320-28973-1 LMSD	WI-AF-1RW50-0617 LMSD	2928266	2.48	5739059	2.65	
320-28973-2	WI-AF-1FB50-0617	2920216	2.50	5984771	2.66	
320-28973-3	WI-AF-1RW51-0617	3018239	2.48	5738542	2.65	
320-28973-4	WI-AF-1FB51-0617	3010883	2.48	5891911	2.65	
320-28973-6	WI-AF-1RW52P-0617	3068517	2.50	5706809	2.66	

13PFOA = 13C2-PFOA
 PFOS = 13C4 PFOS

Area Limit = 70%-140% of internal standard area
 RT Limit = ± 0.5 minutes of internal standard RT

Column used to flag values outside QC limits

FORM VIII
LCMS INTERNAL STANDARD AREA AND RETENTION TIME SUMMARY

Lab Name: TestAmerica Sacramento Job No.: 320-28973-1
 SDG No.: _____
 Sample No.: CCV 320-169414/13 Date Analyzed: 06/14/2017 23:24
 Instrument ID: A8_N GC Column: GeminiC18 3x100 ID: 3 (mm)
 Lab File ID (Standard): 2017.06.14_537B_033 Heated Purge: (Y/N) N
 Calibration ID: 31718

	13PFOA		PFOS		AREA #	RT #
	AREA #	RT #	AREA #	RT #		
12/24 HOUR STD	2794217	2.49	5844211	2.66		
UPPER LIMIT	3911904	2.99	8181895	3.16		
LOWER LIMIT	1955952	1.99	4090948	2.16		
LAB SAMPLE ID	CLIENT SAMPLE ID					
320-28973-7	WI-AF-1FB52-0617	3171699	2.49	6069718	2.66	
320-28973-8	WI-AF-1RW53-0617	2894506	2.50	5704593	2.66	
320-28973-9	WI-AF-1FB53-0617	2979972	2.48	5720527	2.65	
320-28973-10	WI-AF-1RW54-0617	3187473	2.49	6127127	2.65	
320-28973-11	WI-AF-1FB54-0617	3219517	2.49	6110990	2.65	

13PFOA = 13C2-PFOA
 PFOS = 13C4 PFOS

Area Limit = 70%-140% of internal standard area
 RT Limit = ± 0.5 minutes of internal standard RT

Column used to flag values outside QC limits

FORM VIII
LCMS INTERNAL STANDARD AREA AND RETENTION TIME SUMMARY

Lab Name: TestAmerica Sacramento Job No.: 320-28973-1
 SDG No.: _____
 Sample No.: CCV 320-169414/25 Date Analyzed: 06/15/2017 00:17
 Instrument ID: A8_N GC Column: GeminiC18 3x100 ID: 3 (mm)
 Lab File ID (Standard): 2017.06.14_537B_045 Heated Purge: (Y/N) N
 Calibration ID: 31718

	13PFOA		PFOS		AREA #	RT #
	AREA #	RT #	AREA #	RT #		
12/24 HOUR STD	2599022	2.49	5225788	2.65		
UPPER LIMIT	3638631	2.99	7316103	3.15		
LOWER LIMIT	1819315	1.99	3658052	2.15		
LAB SAMPLE ID	CLIENT SAMPLE ID					
320-28973-7	WI-AF-1FB52-0617	3171699	2.49	6069718	2.66	
320-28973-8	WI-AF-1RW53-0617	2894506	2.50	5704593	2.66	
320-28973-9	WI-AF-1FB53-0617	2979972	2.48	5720527	2.65	
320-28973-10	WI-AF-1RW54-0617	3187473	2.49	6127127	2.65	
320-28973-11	WI-AF-1FB54-0617	3219517	2.49	6110990	2.65	

13PFOA = 13C2-PFOA
 PFOS = 13C4 PFOS

Area Limit = 70%-140% of internal standard area
 RT Limit = ± 0.5 minutes of internal standard RT

Column used to flag values outside QC limits

FORM VIII
LCMS INTERNAL STANDARD AREA AND RETENTION TIME SUMMARY

Lab Name: TestAmerica Sacramento Job No.: 320-28973-1
 SDG No.: _____
 Instrument ID: A8_N Calibration Start Date: 06/19/2017 17:40
 GC Column: GeminiC18 3x100 ID: 3(mm) Calibration End Date: 06/19/2017 18:04
 Calibration ID: 31800

	13PFOA		PFOS		AREA #	RT #
	AREA #	RT #	AREA #	RT #		
INITIAL CALIBRATION MEAN AREA AND MEAN RT	3870975	2.86	9204122	2.99		
UPPER LIMIT	5806463	3.36	13806183	3.49		
LOWER LIMIT	1935488	2.36	4602061	2.49		
LAB SAMPLE ID	CLIENT SAMPLE ID					
CCVL 320-169955/11		3724287	2.86	8759638	2.99	
ICV 320-169955/13		3818724	2.85	9420237	2.99	
CCV 320-169962/1 CCVL		3862838	2.86	9159685	2.99	
320-28973-5	WI-AF-1RW52-0617	4697998	2.85	10001256	2.98	
CCV 320-169962/13 CCVIS		4271839	2.85	9487679	2.98	

13PFOA = 13C2-PFOA
 PFOS = 13C4 PFOS

Area Limit = 50%-150% of internal standard area
 RT Limit = ± 0.5 minutes of internal standard RT

Column used to flag values outside QC limits

FORM VIII
LCMS INTERNAL STANDARD AREA AND RETENTION TIME SUMMARY

Lab Name: TestAmerica Sacramento Job No.: 320-28973-1
 SDG No.: _____
 Sample No.: CCV 320-169962/13 Date Analyzed: 06/19/2017 19:30
 Instrument ID: A8_N GC Column: GeminiC18 3x100 ID: 3 (mm)
 Lab File ID (Standard): 2017.06.19_537B_013 Heated Purge: (Y/N) N
 Calibration ID: 31800

	13PFOA		PFOS		AREA #	RT #
	AREA #	RT #	AREA #	RT #		
12/24 HOUR STD	4271839	2.85	9487679	2.98		
UPPER LIMIT	5980575	3.35	13282751	3.48		
LOWER LIMIT	2990287	2.35	6641375	2.48		
LAB SAMPLE ID	CLIENT SAMPLE ID					
320-28973-5	WI-AF-1RW52-0617		4697998	2.85	10001256	2.98

13PFOA = 13C2-PFOA
 PFOS = 13C4 PFOS

Area Limit = 70%-140% of internal standard area
 RT Limit = ± 0.5 minutes of internal standard RT

Column used to flag values outside QC limits

FORM I
LCMS ORGANICS ANALYSIS DATA SHEET

Lab Name: TestAmerica Sacramento Job No.: 320-28973-1
 SDG No.: _____
 Client Sample ID: WI-AF-1RW50-0617 Lab Sample ID: 320-28973-1
 Matrix: Water Lab File ID: 2017.06.14_537B_025.d
 Analysis Method: 537 Date Collected: 06/05/2017 10:09
 Extraction Method: 537 Date Extracted: 06/13/2017 08:47
 Sample wt/vol: 251.2 (mL) Date Analyzed: 06/14/2017 22:49
 Con. Extract Vol.: 1.0 (mL) Dilution Factor: 1
 Injection Volume: 2 (uL) GC Column: GeminiC18 3x100 ID: 3 (mm)
 % Moisture: _____ GPC Cleanup: (Y/N) N
 Analysis Batch No.: 169413 Units: ug/L

CAS NO.	COMPOUND NAME	RESULT	Q	LOQ	LOD	DL
1763-23-1	Perfluorooctanesulfonic acid (PFOS)	0.016	U	0.040	0.016	0.0068
335-67-1	Perfluorooctanoic acid (PFOA)	0.0080	U	0.020	0.0080	0.0028
375-73-5	Perfluorobutanesulfonic acid (PFBS)	0.036	U	0.090	0.036	0.016

CAS NO.	SURROGATE	%REC	Q	LIMITS
STL00993	13C2 PFHxA	89		70-130
STL00996	13C2 PFDA	91		70-130

TestAmerica Sacramento
Target Compound Quantitation Report

Data File: \\ChromNa\Sacramento\ChromData\A8_N\20170615-44305.b\2017.06.14_537B_025.d
 Lims ID: 320-28973-A-1-A
 Client ID: WI-AF-1RW50-0617
 Sample Type: Client
 Inject. Date: 14-Jun-2017 22:49:34 ALS Bottle#: 19 Worklist Smp#: 5
 Injection Vol: 2.0 ul Dil. Factor: 1.0000
 Sample Info: 320-28973-a-1-a
 Misc. Info.: Plate: 1 Rack: 2
 Operator ID: SACINSTLCMS01 Instrument ID: A8_N
 Method: \\ChromNa\Sacramento\ChromData\A8_N\20170615-44305.b\537_A8_N.m
 Limit Group: LC 537 ICAL
 Last Update: 15-Jun-2017 15:10:47 Calib Date: 14-Jun-2017 20:37:33
 Integrator: Picker
 Quant Method: Internal Standard Quant By: Initial Calibration
 Last ICal File: \\ChromNA\Sacramento\ChromData\A8_N\20170615-44302.b\2017.06.14537iCAL_009.d

Column 1 : Det: EXP1
 Process Host: XAWRK006

Signal	RT	EXP RT	DLT RT	REL RT	Response	Amount ng/ml	Ratio(Limits)	S/N	Flags
\$ 2 13C2 PFHxA	315.00 > 270.00	2.026	2.018	0.008	1.000	3024036	8.94	5929	
* 6 13C2-PFOA	415.00 > 370.00	2.489	2.482	0.007		2978101	10.0	6199	
* 7 13C4 PFOS	503.00 > 80.00	2.655	2.645	0.010		5536672	28.7	5282	
\$ 10 13C2 PFDA	515.00 > 470.00	2.777	2.771	0.006	1.000	2070024	9.08	8477	

TestAmerica Sacramento

Data File: \\ChromNa\Sacramento\ChromData\A8_N\20170615-44305.b\2017.06.14_537B_025.d

Injection Date: 14-Jun-2017 22:49:34

Instrument ID: A8_N

Lims ID: 320-28973-A-1-A

Lab Sample ID: 320-28973-1

Client ID: WI-AF-1RW50-0617

Operator ID: SACINSTLCMS01

ALS Bottle#: 19

Worklist Smp#: 5

Injection Vol: 2.0 ul

Dil. Factor: 1.0000

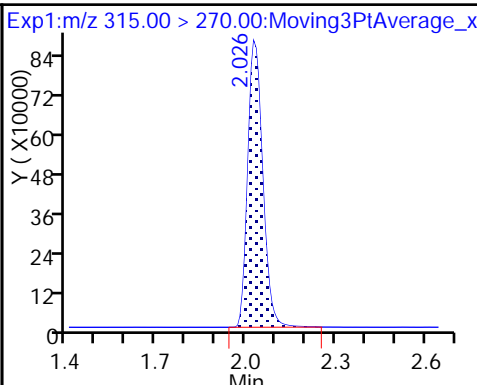
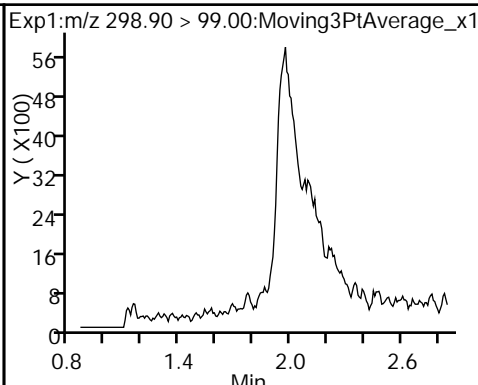
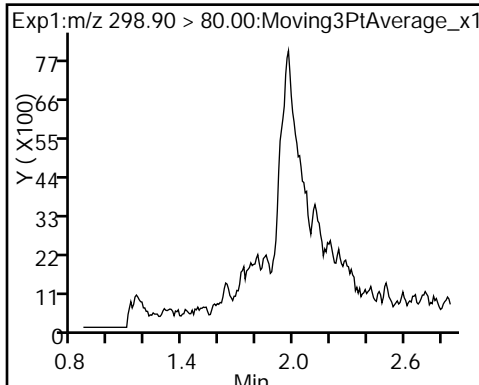
Method: 537_A8_N

Limit Group: LC 537 ICAL

1 Perfluorobutanesulfonic acid (ND)

1 Perfluorobutanesulfonic acid (ND)

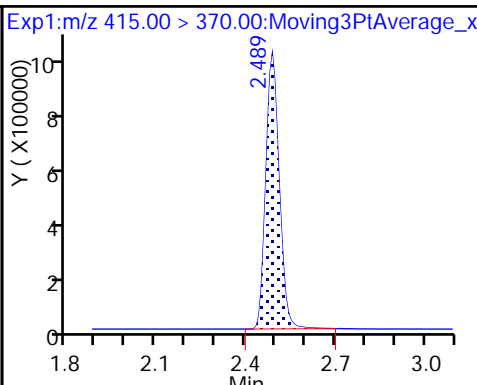
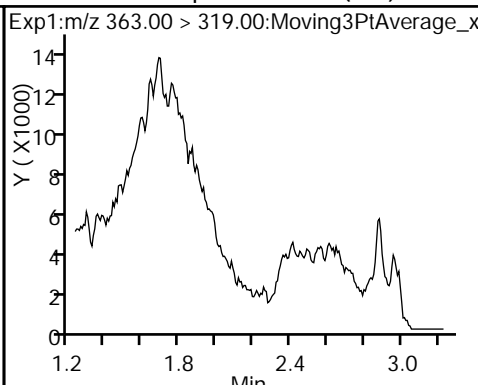
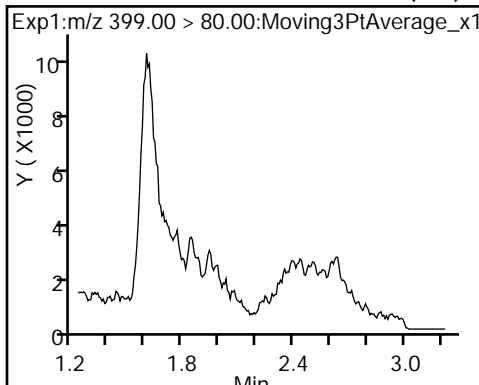
\$ 2 13C2 PFHxA



3 Perfluorohexanesulfonic acid (ND)

4 Perfluoroheptanoic acid (ND)

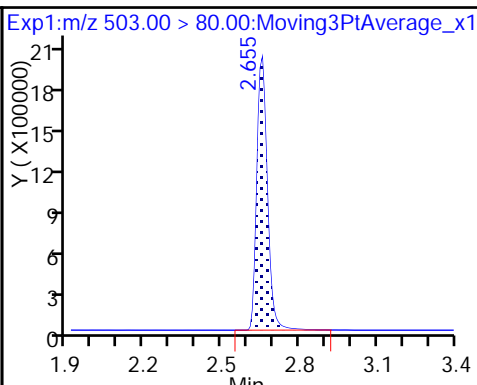
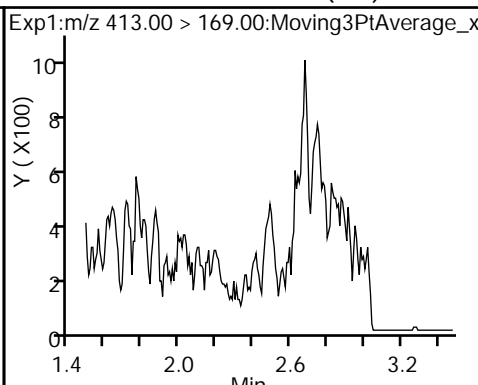
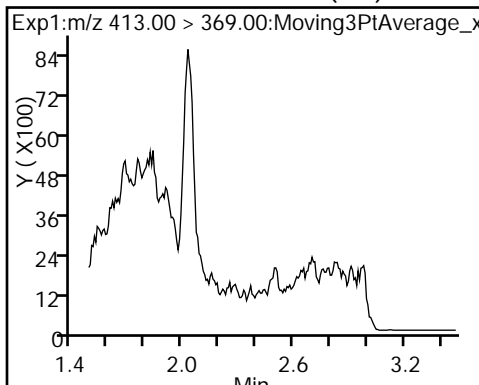
* 6 13C2-PFOA



5 Perfluorooctanoic acid (ND)

5 Perfluorooctanoic acid (ND)

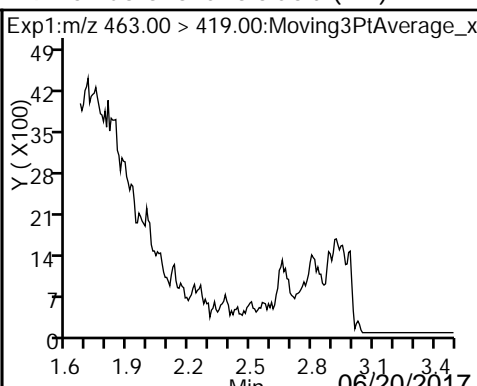
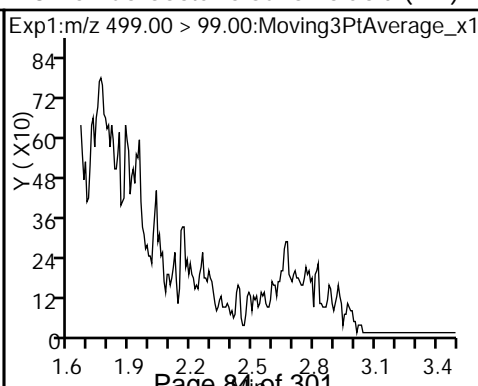
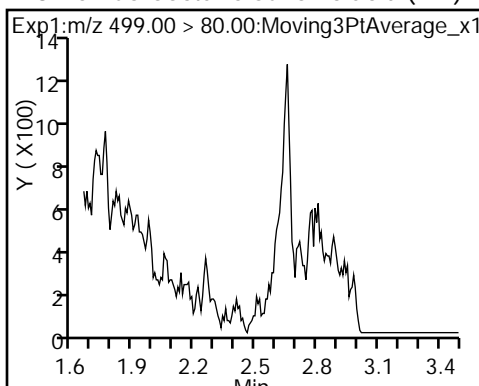
* 7 13C4 PFOS



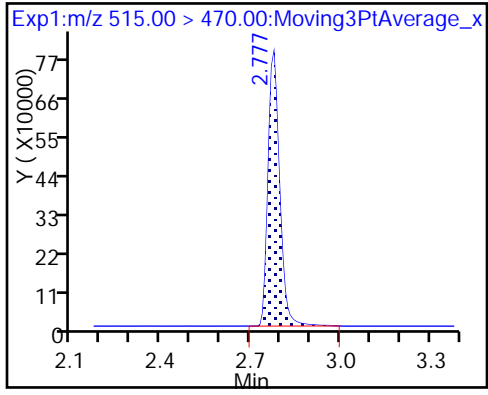
8 Perfluorooctane sulfonic acid (ND)

8 Perfluorooctane sulfonic acid (ND)

9 Perfluorononanoic acid (ND)



\$ 10 13C2 PFDA



TestAmerica Sacramento
Recovery Report

Data File: \\ChromNa\Sacramento\ChromData\A8_N\20170615-44305.b\2017.06.14_537B_025.d
 Lims ID: 320-28973-A-1-A
 Client ID: WI-AF-1RW50-0617
 Sample Type: Client
 Inject. Date: 14-Jun-2017 22:49:34 ALS Bottle#: 19 Worklist Smp#: 5
 Injection Vol: 2.0 ul Dil. Factor: 1.0000
 Sample Info: 320-28973-a-1-a
 Misc. Info.: Plate: 1 Rack: 2
 Operator ID: SACINSTLCMS01 Instrument ID: A8_N
 Method: \\ChromNa\Sacramento\ChromData\A8_N\20170615-44305.b\537_A8_N.m
 Limit Group: LC 537 ICAL
 Last Update: 15-Jun-2017 15:10:47 Calib Date: 14-Jun-2017 20:37:33
 Integrator: Picker
 Quant Method: Internal Standard Quant By: Initial Calibration
 Last ICal File: \\ChromNA\Sacramento\ChromData\A8_N\20170615-44302.b\2017.06.14537iCAL_009.d

Column 1 : Det: EXP1
 Process Host: XAWRK006

Compound	Amount Added	Amount Recovered	% Rec.
\$ 2 13C2 PFHxA	10.0	8.94	89.43
\$ 10 13C2 PFDA	10.0	9.08	90.83

FORM I
LCMS ORGANICS ANALYSIS DATA SHEET

Lab Name: TestAmerica Sacramento Job No.: 320-28973-1
 SDG No.: _____
 Client Sample ID: WI-AF-1FB50-0617 Lab Sample ID: 320-28973-2
 Matrix: Water Lab File ID: 2017.06.14_537B_028.d
 Analysis Method: 537 Date Collected: 06/05/2017 10:10
 Extraction Method: 537 Date Extracted: 06/13/2017 08:47
 Sample wt/vol: 267.2 (mL) Date Analyzed: 06/14/2017 23:02
 Con. Extract Vol.: 1.0 (mL) Dilution Factor: 1
 Injection Volume: 2 (uL) GC Column: GeminiC18 3x100 ID: 3 (mm)
 % Moisture: _____ GPC Cleanup: (Y/N) N
 Analysis Batch No.: 169413 Units: ug/L

CAS NO.	COMPOUND NAME	RESULT	Q	LOQ	LOD	DL
1763-23-1	Perfluorooctanesulfonic acid (PFOS)	0.015	U	0.037	0.015	0.0064
335-67-1	Perfluorooctanoic acid (PFOA)	0.0075	U	0.019	0.0075	0.0026
375-73-5	Perfluorobutanesulfonic acid (PFBS)	0.034	U	0.084	0.034	0.015

CAS NO.	SURROGATE	%REC	Q	LIMITS
STL00993	13C2 PFHxA	93		70-130
STL00996	13C2 PFDA	93		70-130

TestAmerica Sacramento
Target Compound Quantitation Report

Data File: \\ChromNa\Sacramento\ChromData\A8_N\20170615-44305.b\2017.06.14_537B_028.d
 Lims ID: 320-28973-A-2-A
 Client ID: WI-AF-1FB50-0617
 Sample Type: Client
 Inject. Date: 14-Jun-2017 23:02:47 ALS Bottle#: 22 Worklist Smp#: 8
 Injection Vol: 2.0 ul Dil. Factor: 1.0000
 Sample Info: 320-28973-a-2-a
 Misc. Info.: Plate: 1 Rack: 2
 Operator ID: SACINSTLCMS01 Instrument ID: A8_N
 Method: \\ChromNa\Sacramento\ChromData\A8_N\20170615-44305.b\537_A8_N.m
 Limit Group: LC 537 ICAL
 Last Update: 15-Jun-2017 15:10:47 Calib Date: 14-Jun-2017 20:37:33
 Integrator: Picker
 Quant Method: Internal Standard Quant By: Initial Calibration
 Last ICal File: \\ChromNA\Sacramento\ChromData\A8_N\20170615-44302.b\2017.06.14537iCAL_009.d

Column 1 : Det: EXP1
 Process Host: XAWRK006

Signal	RT	EXP RT	DLT RT	REL RT	Response	Amount ng/ml	Ratio(Limits)	S/N	Flags
\$ 2 13C2 PFHxA	315.00 > 270.00	2.033	2.018	0.015	1.000	3098818	9.35	6323	
* 6 13C2-PFOA	415.00 > 370.00	2.496	2.482	0.014		2920216	10.0	6553	
* 7 13C4 PFOS	503.00 > 80.00	2.655	2.645	0.010		5984771	28.7	12648	
\$ 10 13C2 PFDA	515.00 > 470.00	2.777	2.771	0.006	1.000	2079948	9.31	8551	

TestAmerica Sacramento

Data File: \\ChromNa\Sacramento\ChromData\A8_N\20170615-44305.b\2017.06.14_537B_028.d

Injection Date: 14-Jun-2017 23:02:47

Instrument ID: A8_N

Lims ID: 320-28973-A-2-A

Lab Sample ID: 320-28973-2

Client ID: WI-AF-1FB50-0617

Operator ID: SACINSTLCMS01

ALS Bottle#: 22

Worklist Smp#: 8

Injection Vol: 2.0 ul

Dil. Factor: 1.0000

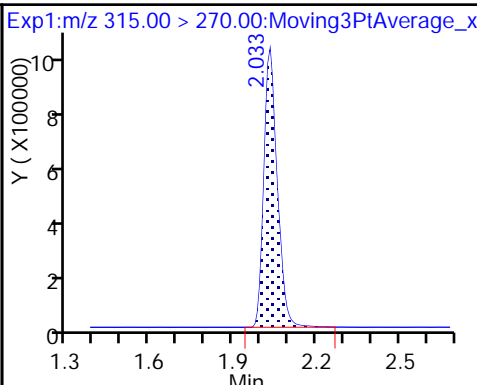
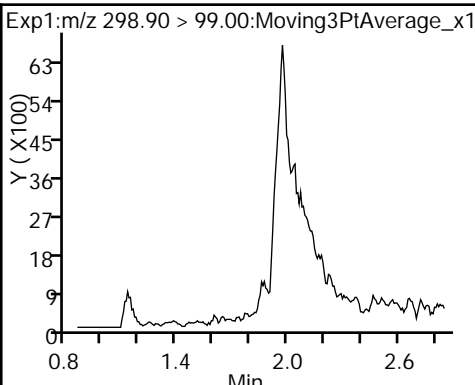
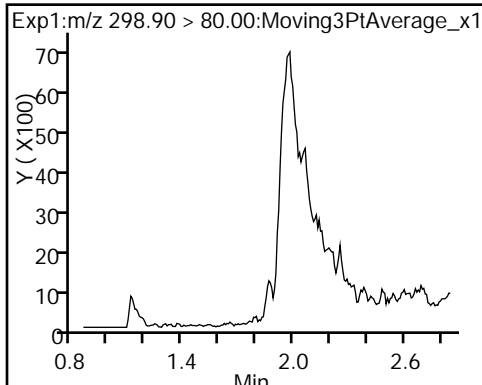
Method: 537_A8_N

Limit Group: LC 537 ICAL

1 Perfluorobutanesulfonic acid (ND)

1 Perfluorobutanesulfonic acid (ND)

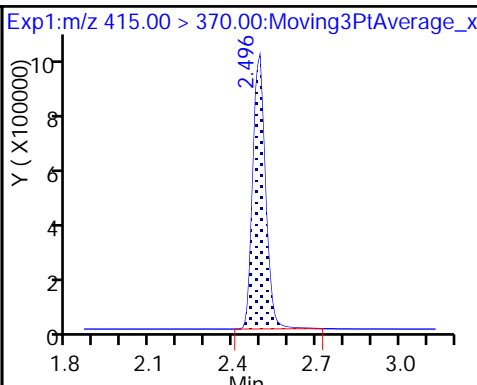
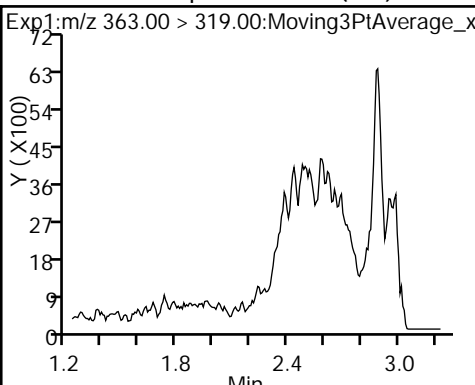
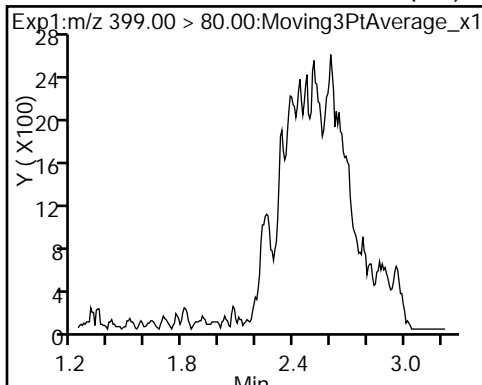
\$ 2 13C2 PFHxA



3 Perfluorohexanesulfonic acid (ND)

4 Perfluoroheptanoic acid (ND)

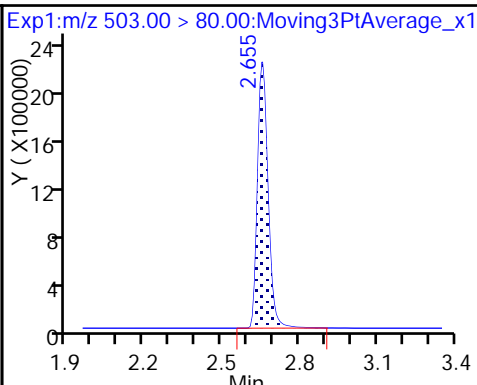
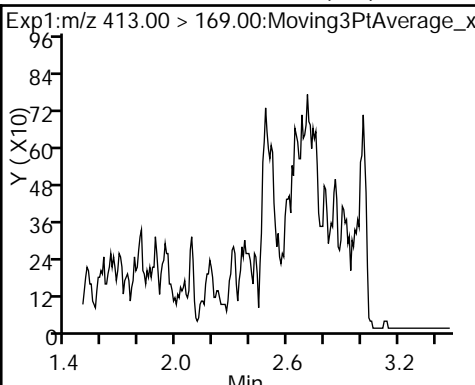
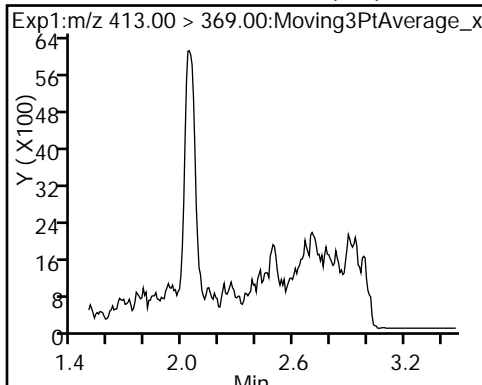
* 6 13C2-PFOA



5 Perfluorooctanoic acid (ND)

5 Perfluorooctanoic acid (ND)

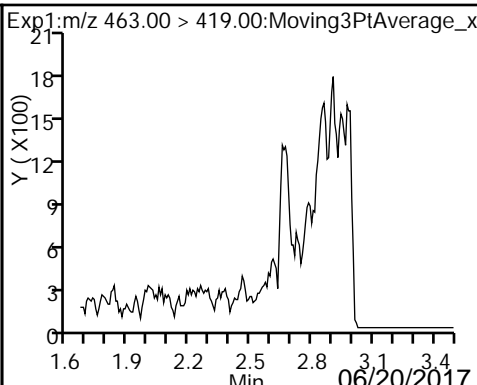
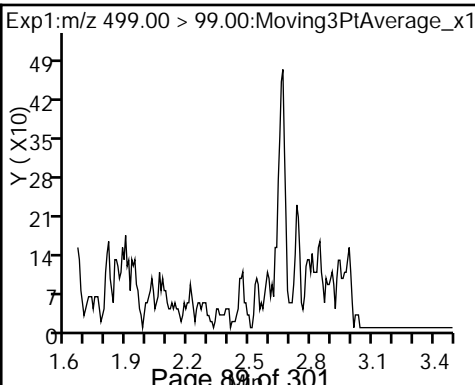
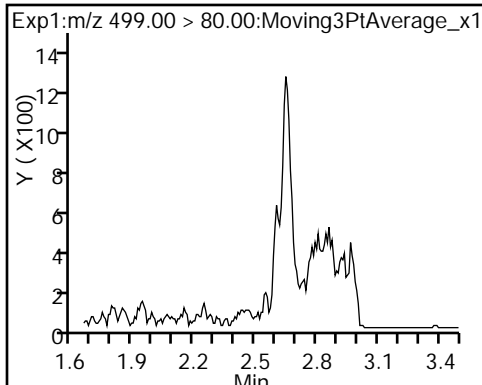
* 7 13C4 PFOS



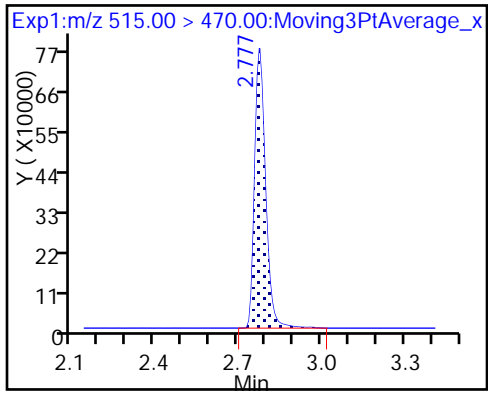
8 Perfluorooctane sulfonic acid (ND)

8 Perfluorooctane sulfonic acid (ND)

9 Perfluorononanoic acid (ND)



\$ 10 13C2 PFDA



TestAmerica Sacramento
Recovery Report

Data File: \\ChromNa\Sacramento\ChromData\A8_N\20170615-44305.b\2017.06.14_537B_028.d
 Lims ID: 320-28973-A-2-A
 Client ID: WI-AF-1FB50-0617
 Sample Type: Client
 Inject. Date: 14-Jun-2017 23:02:47 ALS Bottle#: 22 Worklist Smp#: 8
 Injection Vol: 2.0 ul Dil. Factor: 1.0000
 Sample Info: 320-28973-a-2-a
 Misc. Info.: Plate: 1 Rack: 2
 Operator ID: SACINSTLCMS01 Instrument ID: A8_N
 Method: \\ChromNa\Sacramento\ChromData\A8_N\20170615-44305.b\537_A8_N.m
 Limit Group: LC 537 ICAL
 Last Update: 15-Jun-2017 15:10:47 Calib Date: 14-Jun-2017 20:37:33
 Integrator: Picker
 Quant Method: Internal Standard Quant By: Initial Calibration
 Last ICal File: \\ChromNA\Sacramento\ChromData\A8_N\20170615-44302.b\2017.06.14537iCAL_009.d

Column 1 : Det: EXP1
 Process Host: XAWRK006

Compound	Amount Added	Amount Recovered	% Rec.
\$ 2 13C2 PFHxA	10.0	9.35	93.46
\$ 10 13C2 PFDA	10.0	9.31	93.08

FORM I
LCMS ORGANICS ANALYSIS DATA SHEET

Lab Name: TestAmerica Sacramento Job No.: 320-28973-1
 SDG No.: _____
 Client Sample ID: WI-AF-1RW51-0617 Lab Sample ID: 320-28973-3
 Matrix: Water Lab File ID: 2017.06.14_537B_029.d
 Analysis Method: 537 Date Collected: 06/05/2017 12:01
 Extraction Method: 537 Date Extracted: 06/13/2017 08:47
 Sample wt/vol: 264.1(mL) Date Analyzed: 06/14/2017 23:07
 Con. Extract Vol.: 1.0(mL) Dilution Factor: 1
 Injection Volume: 2(uL) GC Column: GeminiC18 3x100 ID: 3(mm)
 % Moisture: _____ GPC Cleanup: (Y/N) N
 Analysis Batch No.: 169413 Units: ug/L

CAS NO.	COMPOUND NAME	RESULT	Q	LOQ	LOD	DL
1763-23-1	Perfluorooctanesulfonic acid (PFOS)	0.032	J	0.038	0.015	0.0064
335-67-1	Perfluorooctanoic acid (PFOA)	0.0064	J M	0.019	0.0076	0.0027
375-73-5	Perfluorobutanesulfonic acid (PFBS)	0.034	U M	0.085	0.034	0.015

CAS NO.	SURROGATE	%REC	Q	LIMITS
STL00993	13C2 PFHxA	84		70-130
STL00996	13C2 PFDA	91		70-130

TestAmerica Sacramento
Target Compound Quantitation Report

Data File: \\ChromNa\Sacramento\ChromData\A8_N\20170615-44305.b\2017.06.14_537B_029.d
 Lims ID: 320-28973-A-3-A
 Client ID: WI-AF-1RW51-0617
 Sample Type: Client
 Inject. Date: 14-Jun-2017 23:07:12 ALS Bottle#: 23 Worklist Smp#: 9
 Injection Vol: 2.0 ul Dil. Factor: 1.0000
 Sample Info: 320-28973-a-3-a
 Misc. Info.: Plate: 1 Rack: 2
 Operator ID: SACINSTLCMS01 Instrument ID: A8_N
 Method: \\ChromNa\Sacramento\ChromData\A8_N\20170615-44305.b\537_A8_N.m
 Limit Group: LC 537 ICAL
 Last Update: 15-Jun-2017 15:10:47 Calib Date: 14-Jun-2017 20:37:33
 Integrator: Picker
 Quant Method: Internal Standard Quant By: Initial Calibration
 Last ICAL File: \\ChromNA\Sacramento\ChromData\A8_N\20170615-44302.b\2017.06.14537iCAL_009.d
 Column 1 : Det: EXP1
 Process Host: XAWRK006

First Level Reviewer: barnettj Date: 15-Jun-2017 15:04:36

Signal	RT	EXP RT	DLT RT	REL RT	Response	Amount ng/ml	Ratio(Limits)	S/N	Flags
1 Perfluorobutanesulfonic acid									
298.90 > 80.00	1.859	1.855	0.004	1.000	314015	1.49		52.5	M
298.90 > 99.00	1.859	1.855	0.004	1.000	264369		1.19(0.00-0.00)	95.1	M
\$ 2 13C2 PFHxA									
315.00 > 270.00	2.026	2.018	0.008	1.000	2873262	8.38		4894	
3 Perfluorohexanesulfonic acid									
399.00 > 80.00	2.223	2.226	-0.003	1.000	1590380	5.67		203	
4 Perfluoroheptanoic acid									
363.00 > 319.00	2.238	2.232	0.006	1.000	54462	0.1851		2.3	M
* 6 13C2-PFOA									
415.00 > 370.00	2.481	2.482	-0.001		3018239	10.0		7497	
5 Perfluorooctanoic acid									
413.00 > 369.00	2.489	2.485	0.004	1.000	448454	1.68		46.5	M
413.00 > 169.00	2.481	2.485	-0.004	0.997	278974		1.61(0.00-0.00)	197	
* 7 13C4 PFOS									
503.00 > 80.00	2.648	2.645	0.003		5738542	28.7		4843	
8 Perfluorooctane sulfonic acid									
499.00 > 80.00	2.602	2.655	-0.053	1.000	1738837	8.51		690	
499.00 > 99.00	2.640	2.655	-0.015	1.015	401678		4.33(0.00-0.00)	287	
9 Perfluorononanoic acid									
463.00 > 419.00	2.655	2.658	-0.003	1.000	41712	0.1766		7.6	M
\$ 10 13C2 PFDA									
515.00 > 470.00	2.769	2.771	-0.002	1.000	2112476	9.15		8669	

QC Flag Legend

Review Flags

M - Manually Integrated

TestAmerica Sacramento

Data File: \\ChromNa\Sacramento\ChromData\A8_N\20170615-44305.b\2017.06.14_537B_029.d

Injection Date: 14-Jun-2017 23:07:12

Instrument ID: A8_N

Lims ID: 320-28973-A-3-A

Lab Sample ID: 320-28973-3

Client ID: WI-AF-1RW51-0617

Operator ID: SACINSTLCMS01

ALS Bottle#: 23

Worklist Smp#: 9

Injection Vol: 2.0 ul

Dil. Factor: 1.0000

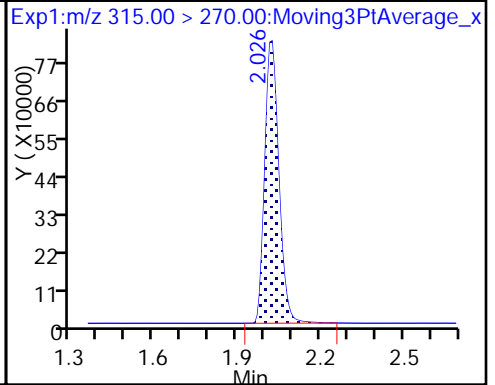
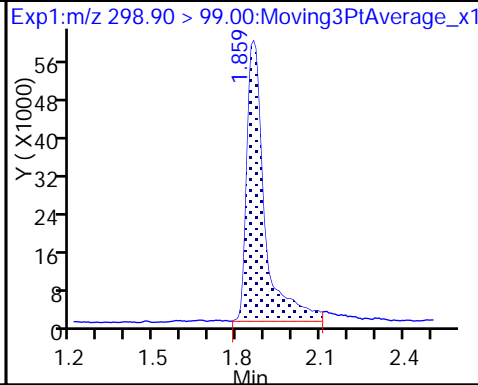
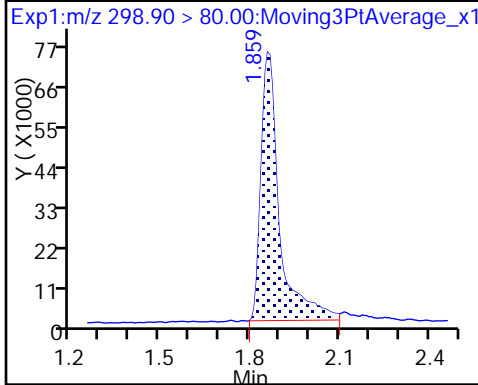
Method: 537_A8_N

Limit Group: LC 537 ICAL

1 Perfluorobutanesulfonic acid (M)

1 Perfluorobutanesulfonic acid (M)

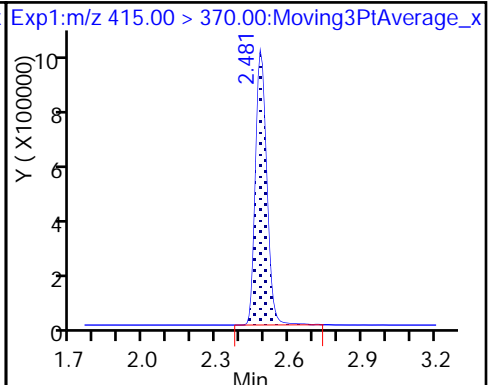
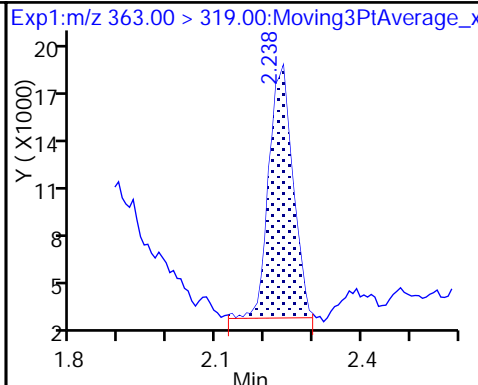
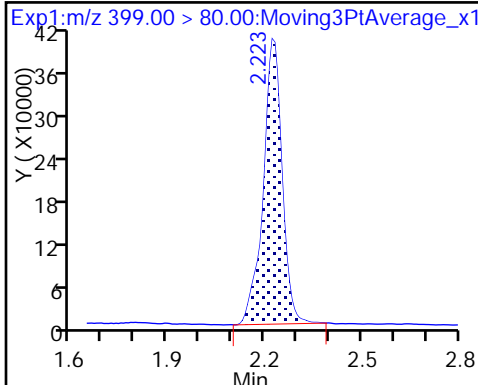
\$ 2 13C2 PFHxA



3 Perfluorohexanesulfonic acid

4 Perfluoroheptanoic acid (M)

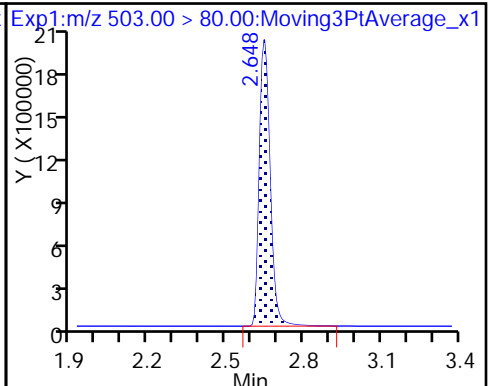
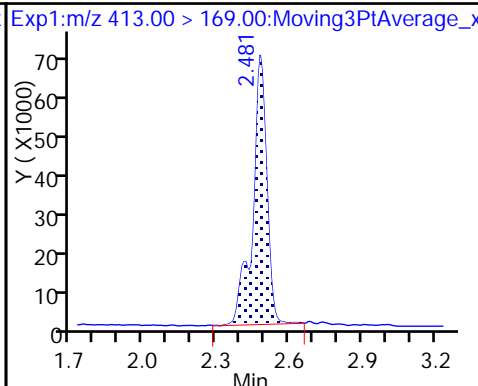
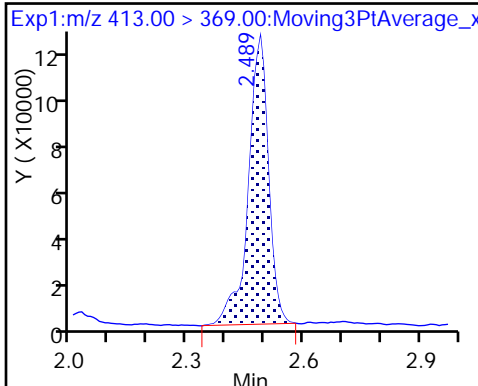
* 6 13C2-PFOA



5 Perfluorooctanoic acid (M)

5 Perfluorooctanoic acid

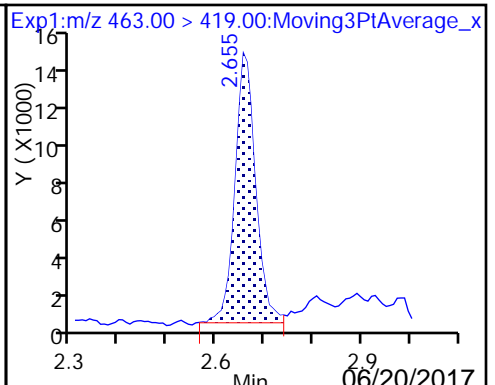
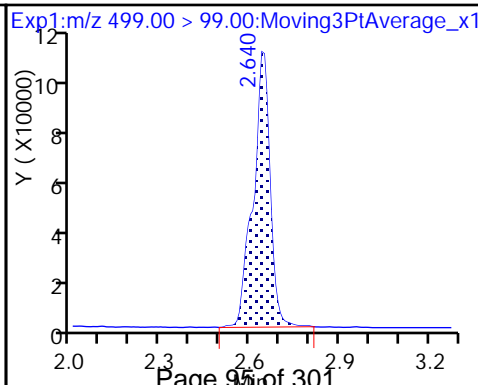
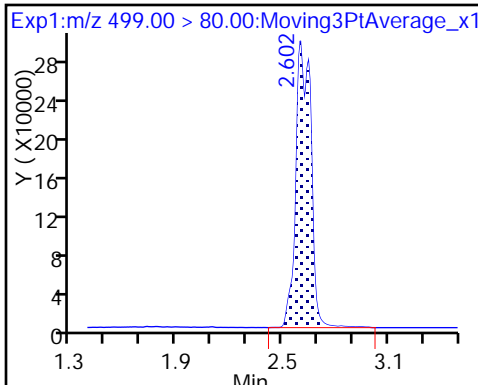
* 7 13C4 PFOS



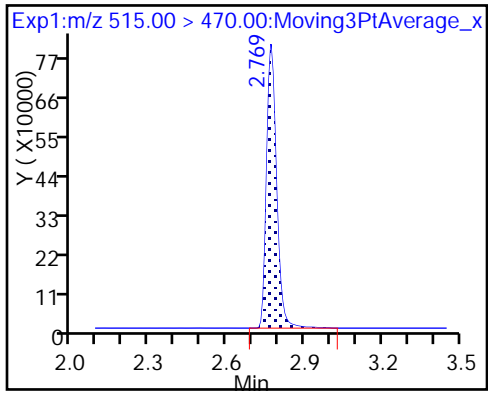
8 Perfluorooctane sulfonic acid

8 Perfluorooctane sulfonic acid

9 Perfluorononanoic acid (M)



\$ 10 13C2 PFDA



TestAmerica Sacramento
Recovery Report

Data File: \\ChromNa\Sacramento\ChromData\A8_N\20170615-44305.b\2017.06.14_537B_029.d
 Lims ID: 320-28973-A-3-A
 Client ID: WI-AF-1RW51-0617
 Sample Type: Client
 Inject. Date: 14-Jun-2017 23:07:12 ALS Bottle#: 23 Worklist Smp#: 9
 Injection Vol: 2.0 ul Dil. Factor: 1.0000
 Sample Info: 320-28973-a-3-a
 Misc. Info.: Plate: 1 Rack: 2
 Operator ID: SACINSTLCMS01 Instrument ID: A8_N
 Method: \\ChromNa\Sacramento\ChromData\A8_N\20170615-44305.b\537_A8_N.m
 Limit Group: LC 537 ICAL
 Last Update: 15-Jun-2017 15:10:47 Calib Date: 14-Jun-2017 20:37:33
 Integrator: Picker
 Quant Method: Internal Standard Quant By: Initial Calibration
 Last ICal File: \\ChromNA\Sacramento\ChromData\A8_N\20170615-44302.b\2017.06.14537iCAL_009.d
 Column 1 : Det: EXP1
 Process Host: XAWRK006

First Level Reviewer: barnettj Date: 15-Jun-2017 15:04:36

Compound	Amount Added	Amount Recovered	% Rec.
\$ 2 13C2 PFHxA	10.0	8.38	83.84
\$ 10 13C2 PFDA	10.0	9.15	91.46

TestAmerica Sacramento

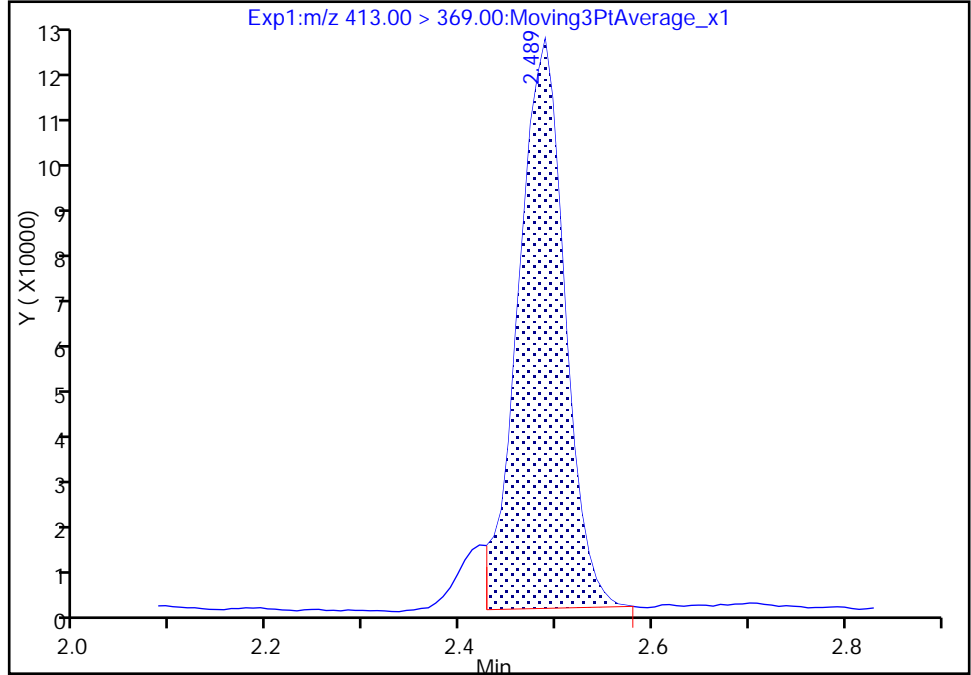
Data File: \\ChromNa\Sacramento\ChromData\A8_N\20170615-44305.b\2017.06.14_537B_029.d
Injection Date: 14-Jun-2017 23:07:12 Instrument ID: A8_N
Lims ID: 320-28973-A-3-A Lab Sample ID: 320-28973-3
Client ID: WI-AF-1RW51-0617
Operator ID: SACINSTLCMS01 ALS Bottle#: 23 Worklist Smp#: 9
Injection Vol: 2.0 ul Dil. Factor: 1.0000
Method: 537_A8_N Limit Group: LC 537 ICAL
Column: Detector EXP1

5 Perfluorooctanoic acid, CAS: 335-67-1

Signal: 1

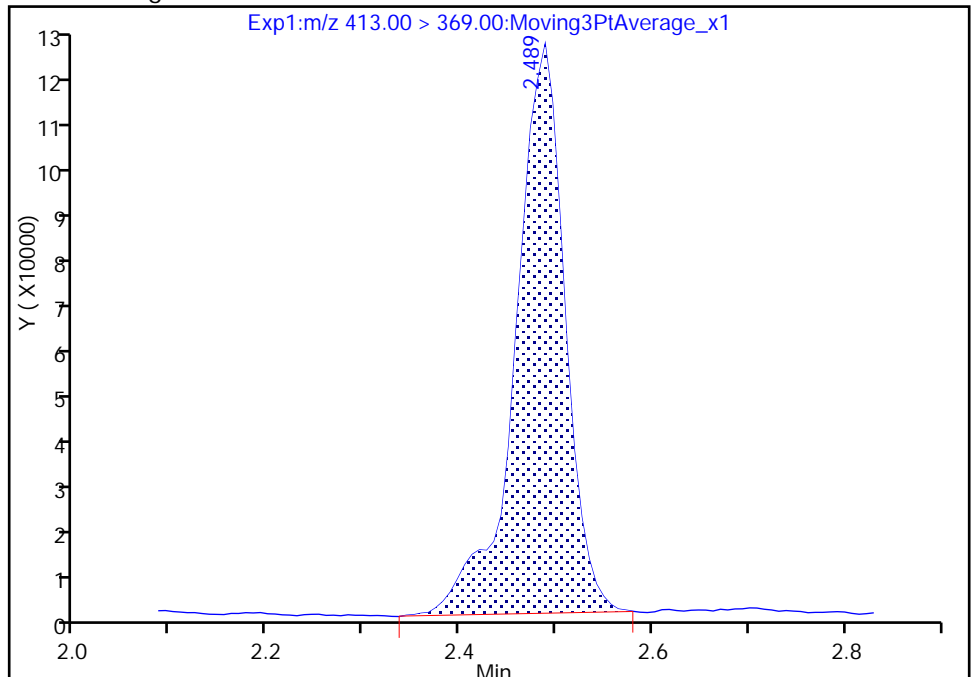
RT: 2.49
Area: 418960
Amount: 1.573397
Amount Units: ng/ml

Processing Integration Results



RT: 2.49
Area: 448454
Amount: 1.684161
Amount Units: ng/ml

Manual Integration Results



Reviewer: barnettj, 15-Jun-2017 15:04:13
Audit Action: Manually Integrated

Audit Reason: Isomers

TestAmerica Sacramento

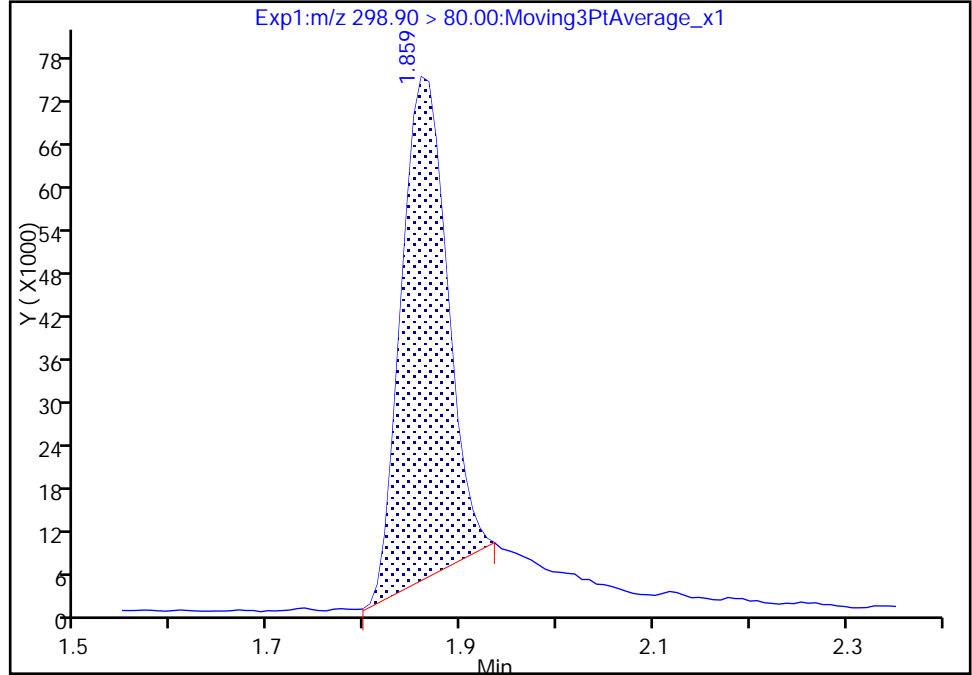
Data File: \\ChromNa\Sacramento\ChromData\A8_N\20170615-44305.b\2017.06.14_537B_029.d
Injection Date: 14-Jun-2017 23:07:12 Instrument ID: A8_N
Lims ID: 320-28973-A-3-A Lab Sample ID: 320-28973-3
Client ID: WI-AF-1RW51-0617
Operator ID: SACINSTLCMS01 ALS Bottle#: 23 Worklist Smp#: 9
Injection Vol: 2.0 ul Dil. Factor: 1.0000
Method: 537_A8_N Limit Group: LC 537 ICAL
Column: Detector EXP1

1 Perfluorobutanesulfonic acid, CAS: 375-73-5

Signal: 1

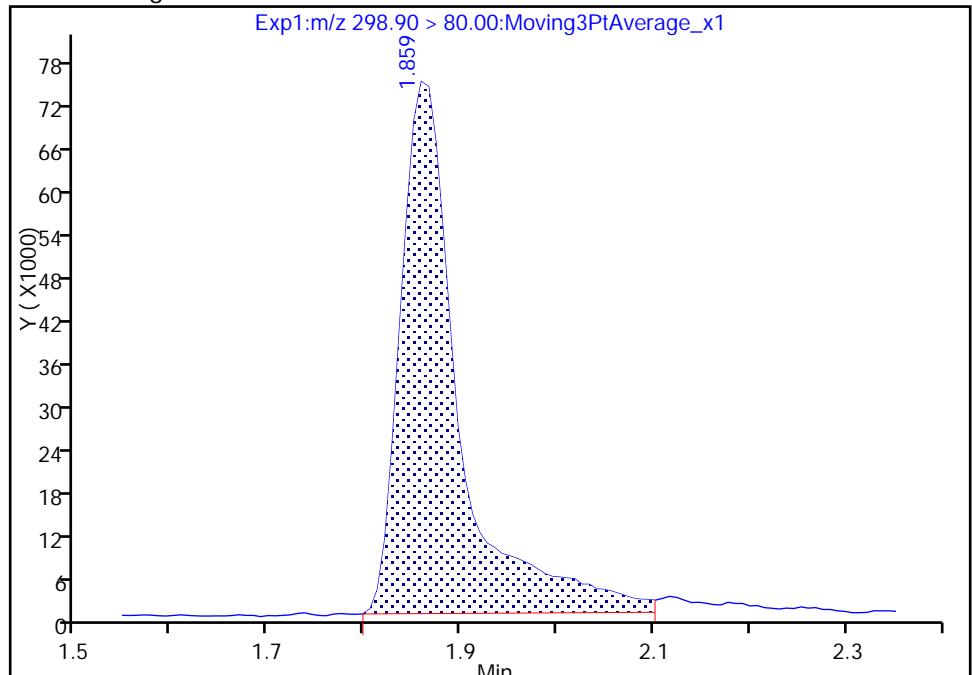
RT: 1.86
Area: 231440
Amount: 1.094521
Amount Units: ng/ml

Processing Integration Results



RT: 1.86
Area: 314015
Amount: 1.485033
Amount Units: ng/ml

Manual Integration Results



Reviewer: barnettj, 15-Jun-2017 15:03:30
Audit Action: Manually Integrated

Audit Reason: Incomplete Integration

TestAmerica Sacramento

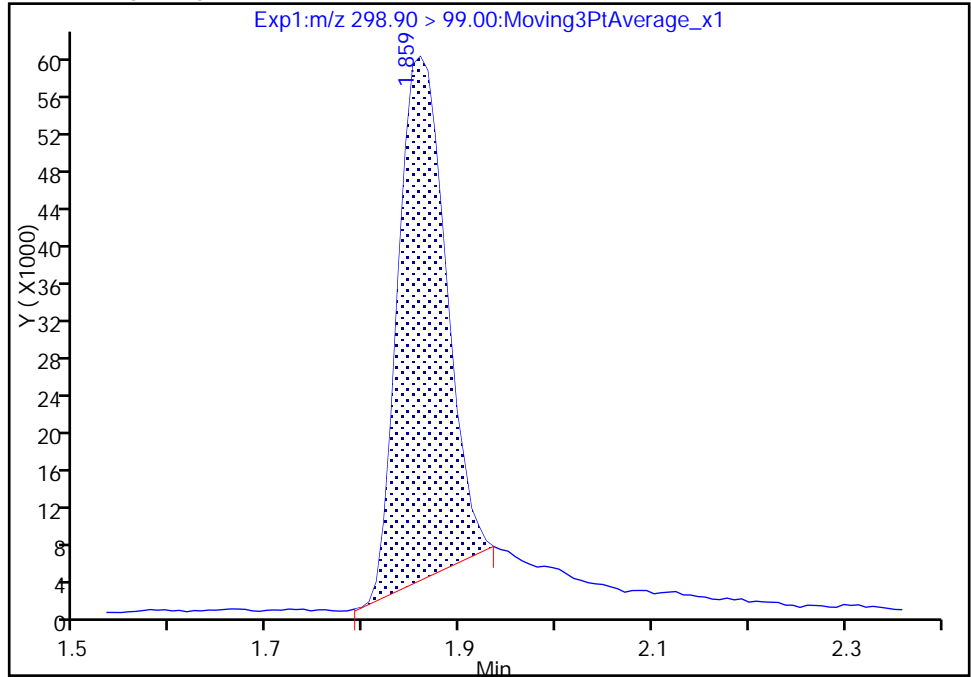
Data File: \\ChromNa\Sacramento\ChromData\A8_N\20170615-44305.b\2017.06.14_537B_029.d
Injection Date: 14-Jun-2017 23:07:12 Instrument ID: A8_N
Lims ID: 320-28973-A-3-A Lab Sample ID: 320-28973-3
Client ID: WI-AF-1RW51-0617
Operator ID: SACINSTLCMS01 ALS Bottle#: 23 Worklist Smp#: 9
Injection Vol: 2.0 ul Dil. Factor: 1.0000
Method: 537_A8_N Limit Group: LC 537 ICAL
Column: Detector EXP1

1 Perfluorobutanesulfonic acid, CAS: 375-73-5

Signal: 2

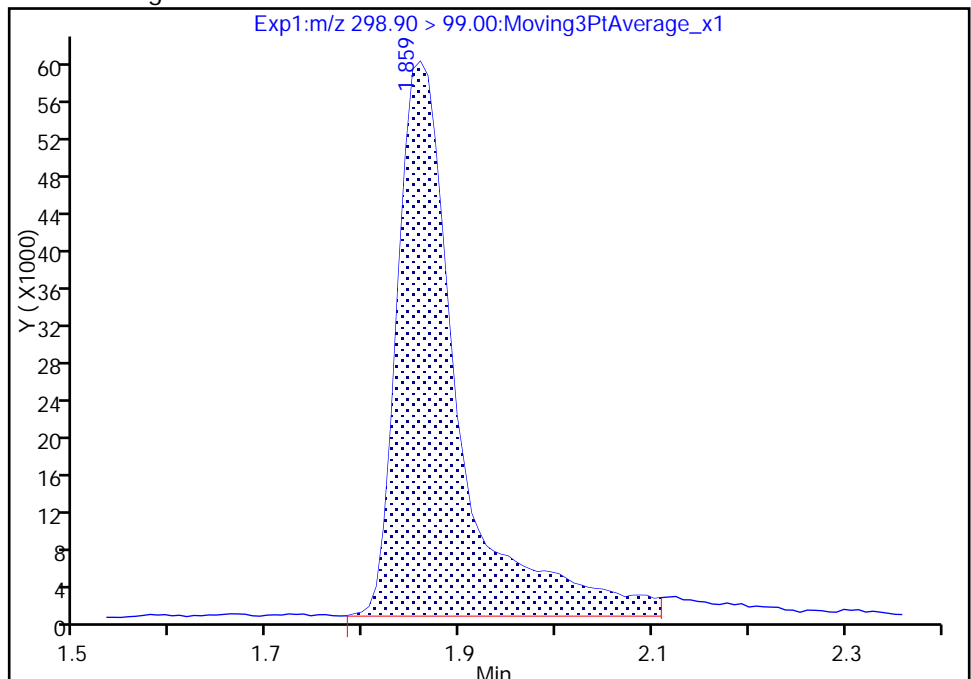
RT: 1.86
Area: 193858
Amount: 1.094521
Amount Units: ng/ml

Processing Integration Results



RT: 1.86
Area: 264369
Amount: 1.485033
Amount Units: ng/ml

Manual Integration Results



Reviewer: barnettj, 15-Jun-2017 15:03:44

Audit Action: Manually Integrated

Audit Reason: Incomplete Integration

FORM I
LCMS ORGANICS ANALYSIS DATA SHEET

Lab Name: TestAmerica Sacramento Job No.: 320-28973-1
 SDG No.: _____
 Client Sample ID: WI-AF-1FB51-0617 Lab Sample ID: 320-28973-4
 Matrix: Water Lab File ID: 2017.06.14_537B_030.d
 Analysis Method: 537 Date Collected: 06/05/2017 12:02
 Extraction Method: 537 Date Extracted: 06/13/2017 08:47
 Sample wt/vol: 263.9(mL) Date Analyzed: 06/14/2017 23:11
 Con. Extract Vol.: 1.0(mL) Dilution Factor: 1
 Injection Volume: 2(uL) GC Column: GeminiC18 3x100 ID: 3(mm)
 % Moisture: _____ GPC Cleanup: (Y/N) N
 Analysis Batch No.: 169413 Units: ug/L

CAS NO.	COMPOUND NAME	RESULT	Q	LOQ	LOD	DL
1763-23-1	Perfluorooctanesulfonic acid (PFOS)	0.015	U	0.038	0.015	0.0064
335-67-1	Perfluorooctanoic acid (PFOA)	0.0076	U M	0.019	0.0076	0.0027
375-73-5	Perfluorobutanesulfonic acid (PFBS)	0.034	U	0.085	0.034	0.015

CAS NO.	SURROGATE	%REC	Q	LIMITS
STL00993	13C2 PFHxA	91		70-130
STL00996	13C2 PFDA	90		70-130

TestAmerica Sacramento
Target Compound Quantitation Report

Data File: \\ChromNa\Sacramento\ChromData\A8_N\20170615-44305.b\2017.06.14_537B_030.d
 Lims ID: 320-28973-A-4-A
 Client ID: WI-AF-1FB51-0617
 Sample Type: Client
 Inject. Date: 14-Jun-2017 23:11:36 ALS Bottle#: 24 Worklist Smp#: 10
 Injection Vol: 2.0 ul Dil. Factor: 1.0000
 Sample Info: 320-28973-a-4-a
 Misc. Info.: Plate: 1 Rack: 2
 Operator ID: SACINSTLCMS01 Instrument ID: A8_N
 Method: \\ChromNa\Sacramento\ChromData\A8_N\20170615-44305.b\537_A8_N.m
 Limit Group: LC 537 ICAL
 Last Update: 15-Jun-2017 15:10:47 Calib Date: 14-Jun-2017 20:37:33
 Integrator: Picker
 Quant Method: Internal Standard Quant By: Initial Calibration
 Last ICal File: \\ChromNA\Sacramento\ChromData\A8_N\20170615-44302.b\2017.06.14537iCAL_009.d
 Column 1 : Det: EXP1
 Process Host: XAWRK006

First Level Reviewer: barnettj Date: 15-Jun-2017 15:06:31

Signal	RT	EXP RT	DLT RT	REL RT	Response	Amount ng/ml	Ratio(Limits)	S/N	Flags
\$ 2 13C2 PFHxA	315.00 > 270.00	2.026	2.018	0.008	1.000	3100346	9.07	5250	
* 6 13C2-PFOA	415.00 > 370.00	2.481	2.482	-0.001		3010883	10.0	6541	
5 Perfluorooctanoic acid									M
413.00 > 369.00	2.489	2.485	0.004	1.000	17630	0.0664		5.9	M
413.00 > 169.00	2.489	2.485	0.004	1.000	11418		1.54(0.00-0.00)	12.8	
* 7 13C4 PFOS	503.00 > 80.00	2.648	2.645	0.003		5891911	28.7	16042	
8 Perfluorooctane sulfonic acid									
499.00 > 80.00	2.602	2.655	-0.053	1.000	60487	0.2883		89.2	
499.00 > 99.00	2.640	2.655	-0.015	1.015	12742		4.75(0.00-0.00)	48.3	
\$ 10 13C2 PFDA	515.00 > 470.00	2.777	2.771	0.006	1.000	2063738	8.96	9058	

QC Flag Legend

Review Flags

M - Manually Integrated

TestAmerica Sacramento

Data File: \\ChromNa\Sacramento\ChromData\A8_N\20170615-44305.b\2017.06.14_537B_030.d

Injection Date: 14-Jun-2017 23:11:36

Instrument ID: A8_N

Lims ID: 320-28973-A-4-A

Lab Sample ID: 320-28973-4

Client ID: WI-AF-1FB51-0617

Operator ID: SACINSTLCMS01

ALS Bottle#: 24

Worklist Smp#: 10

Injection Vol: 2.0 ul

Dil. Factor: 1.0000

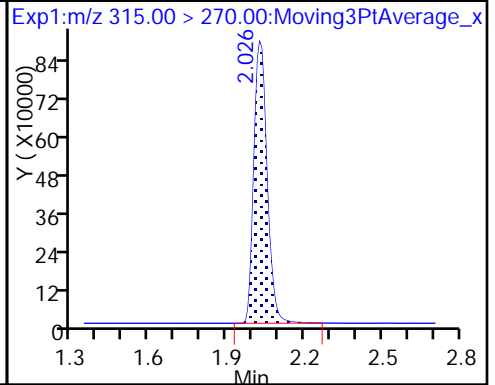
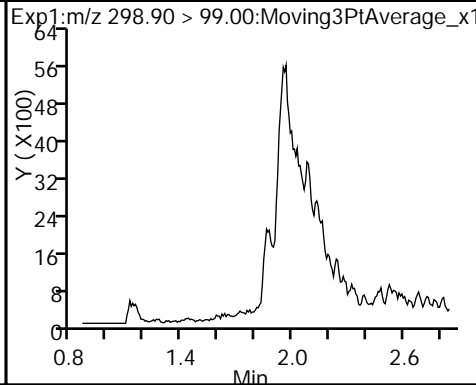
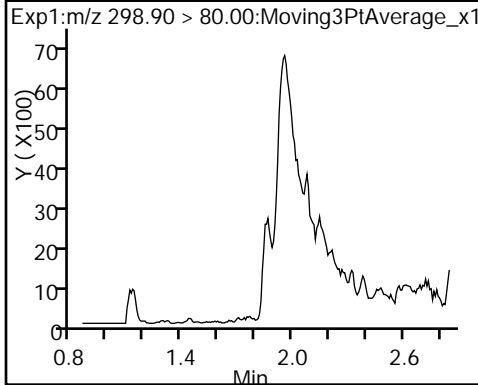
Method: 537_A8_N

Limit Group: LC 537 ICAL

1 Perfluorobutanesulfonic acid (ND)

1 Perfluorobutanesulfonic acid (ND)

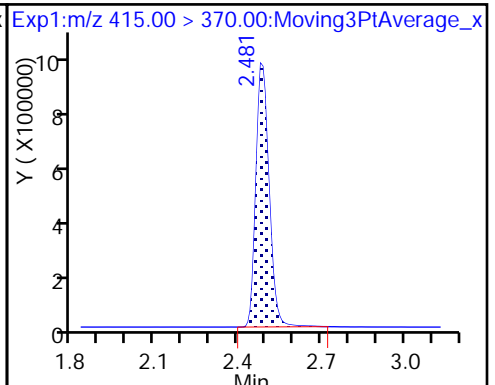
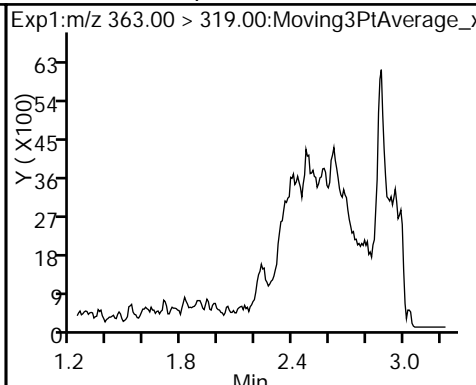
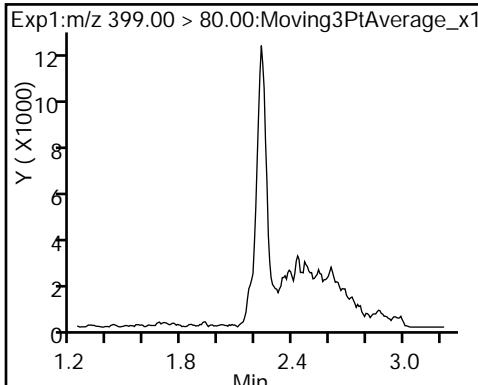
\$ 2 13C2 PFHxA



3 Perfluorohexanesulfonic acid (ND)

4 Perfluoroheptanoic acid (ND)

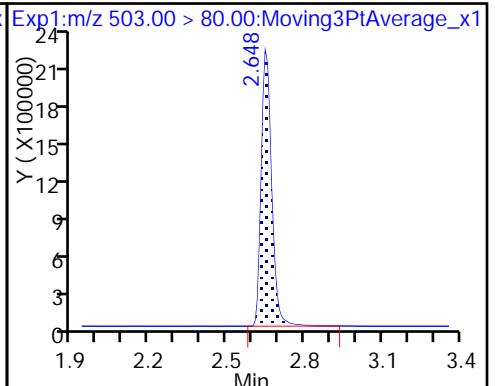
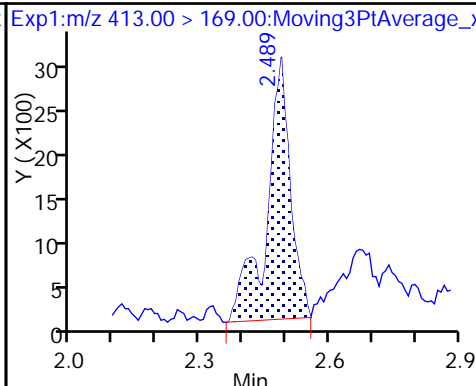
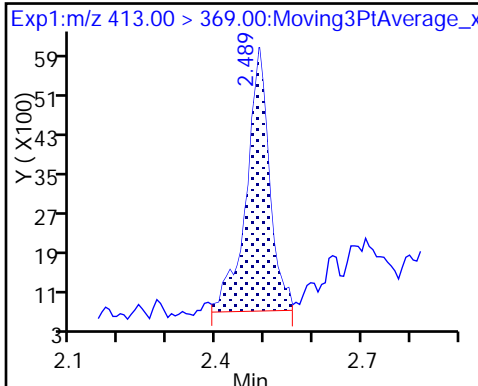
* 6 13C2-PFOA



5 Perfluorooctanoic acid (M)

5 Perfluorooctanoic acid

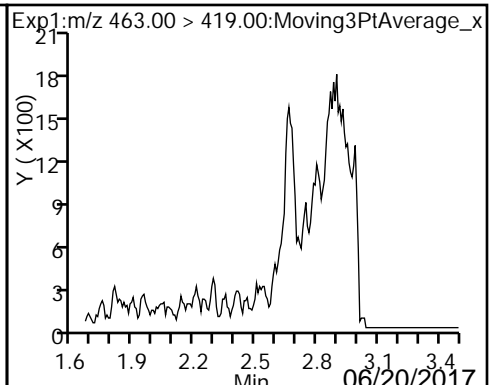
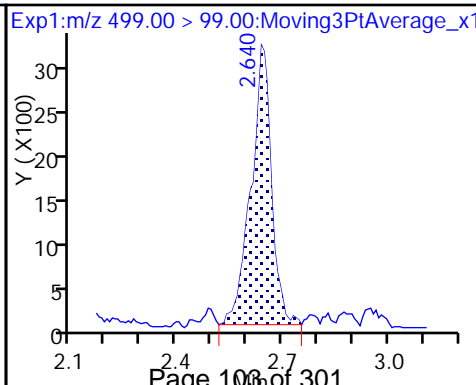
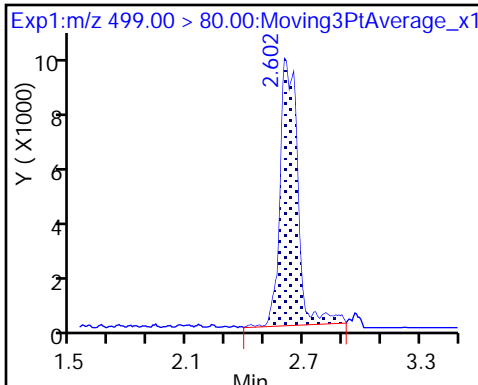
* 7 13C4 PFOS



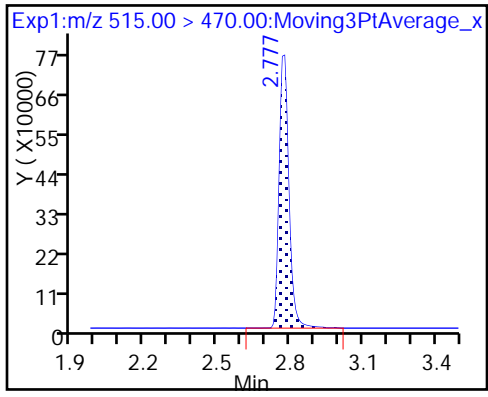
8 Perfluorooctane sulfonic acid

8 Perfluorooctane sulfonic acid

9 Perfluorononanoic acid (ND)



\$ 10 13C2 PFDA



TestAmerica Sacramento
Recovery Report

Data File: \\ChromNa\Sacramento\ChromData\A8_N\20170615-44305.b\2017.06.14_537B_030.d
 Lims ID: 320-28973-A-4-A
 Client ID: WI-AF-1FB51-0617
 Sample Type: Client
 Inject. Date: 14-Jun-2017 23:11:36 ALS Bottle#: 24 Worklist Smp#: 10
 Injection Vol: 2.0 ul Dil. Factor: 1.0000
 Sample Info: 320-28973-a-4-a
 Misc. Info.: Plate: 1 Rack: 2
 Operator ID: SACINSTLCMS01 Instrument ID: A8_N
 Method: \\ChromNa\Sacramento\ChromData\A8_N\20170615-44305.b\537_A8_N.m
 Limit Group: LC 537 ICAL
 Last Update: 15-Jun-2017 15:10:47 Calib Date: 14-Jun-2017 20:37:33
 Integrator: Picker
 Quant Method: Internal Standard Quant By: Initial Calibration
 Last ICal File: \\ChromNA\Sacramento\ChromData\A8_N\20170615-44302.b\2017.06.14537iCAL_009.d
 Column 1 : Det: EXP1
 Process Host: XAWRK006

First Level Reviewer: barnettj Date: 15-Jun-2017 15:06:31

Compound	Amount Added	Amount Recovered	% Rec.
\$ 2 13C2 PFHxA	10.0	9.07	90.69
\$ 10 13C2 PFDA	10.0	8.96	89.57

TestAmerica Sacramento

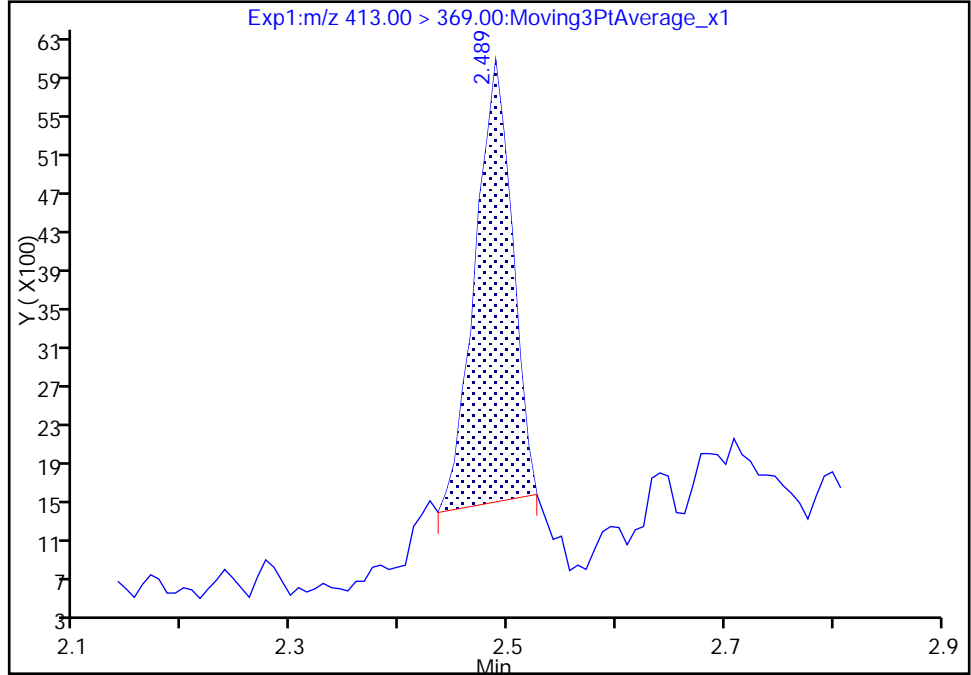
Data File: \\ChromNa\Sacramento\ChromData\A8_N\20170615-44305.b\2017.06.14_537B_030.d
Injection Date: 14-Jun-2017 23:11:36 Instrument ID: A8_N
Lims ID: 320-28973-A-4-A Lab Sample ID: 320-28973-4
Client ID: WI-AF-1FB51-0617
Operator ID: SACINSTLCMS01 ALS Bottle#: 24 Worklist Smp#: 10
Injection Vol: 2.0 ul Dil. Factor: 1.0000
Method: 537_A8_N Limit Group: LC 537 ICAL
Column: Detector EXP1

5 Perfluorooctanoic acid, CAS: 335-67-1

Signal: 1

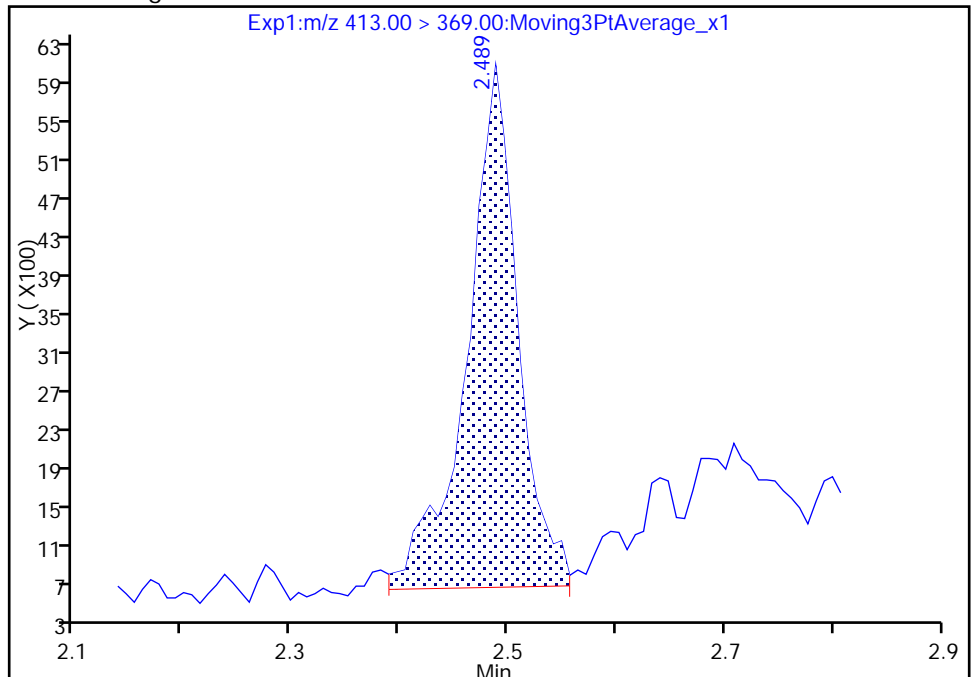
RT: 2.49
Area: 10845
Amount: 0.040828
Amount Units: ng/ml

Processing Integration Results



RT: 2.49
Area: 17630
Amount: 0.066371
Amount Units: ng/ml

Manual Integration Results



Reviewer: barnettj, 15-Jun-2017 15:06:12
Audit Action: Manually Integrated

Audit Reason: Incomplete Integration

FORM I
LCMS ORGANICS ANALYSIS DATA SHEET

Lab Name: TestAmerica Sacramento Job No.: 320-28973-1
 SDG No.: _____
 Client Sample ID: WI-AF-1RW52-0617 Lab Sample ID: 320-28973-5
 Matrix: Water Lab File ID: 2017.06.19_537B_003.d
 Analysis Method: 537 Date Collected: 06/06/2017 11:45
 Extraction Method: 537 Date Extracted: 06/13/2017 08:47
 Sample wt/vol: 259.3(mL) Date Analyzed: 06/19/2017 18:42
 Con. Extract Vol.: 1.0(mL) Dilution Factor: 1
 Injection Volume: 2(uL) GC Column: GeminiC18 3x100 ID: 3(mm)
 % Moisture: _____ GPC Cleanup: (Y/N) N
 Analysis Batch No.: 169962 Units: ug/L

CAS NO.	COMPOUND NAME	RESULT	Q	LOQ	LOD	DL
1763-23-1	Perfluorooctanesulfonic acid (PFOS)	0.015	U	0.039	0.015	0.0066
335-67-1	Perfluorooctanoic acid (PFOA)	0.0077	U	0.019	0.0077	0.0027
375-73-5	Perfluorobutanesulfonic acid (PFBS)	0.035	U	0.087	0.035	0.016

CAS NO.	SURROGATE	%REC	Q	LIMITS
STL00993	13C2 PFHxA	81		70-130
STL00996	13C2 PFDA	84		70-130

TestAmerica Sacramento
Target Compound Quantitation Report

Data File: \\ChromNa\Sacramento\ChromData\A8_N\20170620-44449.b\2017.06.19_537B_003.d
 Lims ID: 320-28973-A-5-A
 Client ID: WI-AF-1RW52-0617
 Sample Type: Client
 Inject. Date: 19-Jun-2017 18:42:38 ALS Bottle#: 1 Worklist Smp#: 3
 Injection Vol: 2.0 ul Dil. Factor: 1.0000
 Sample Info: 320-28973-a-5-a
 Misc. Info.: Plate: 1 Rack: 2
 Operator ID: SACINSTLCMS01 Instrument ID: A8_N
 Method: \\ChromNa\Sacramento\ChromData\A8_N\20170620-44449.b\537_A8_N.m
 Limit Group: LC 537 ICAL
 Last Update: 20-Jun-2017 11:42:28 Calib Date: 19-Jun-2017 18:04:42
 Integrator: Picker
 Quant Method: Internal Standard Quant By: Initial Calibration
 Last ICal File: \\ChromNA\Sacramento\ChromData\A8_N\20170619-44448.b\2017.06.19_537A_ICAL_009.d
 Column 1 : Det: EXP1
 Process Host: XAWRK019

First Level Reviewer: barnettj Date: 20-Jun-2017 11:35:19

Signal	RT	EXP RT	DLT RT	REL RT	Response	Amount ng/ml	Ratio(Limits)	S/N	Flags
\$ 2 13C2 PFHxA	315.00 > 270.00	2.382	2.381	0.001	1.000	3952195	8.11	4035	
* 6 13C2-PFOA	415.00 > 370.00	2.853	2.859	-0.006		4697998	10.0	12771	
* 7 13C4 PFOS	503.00 > 80.00	2.982	2.991	-0.009		10001256	28.7	4706	
\$ 10 13C2 PFDA	515.00 > 470.00	3.118	3.123	-0.005	1.000	3793253	8.39	20090	

TestAmerica Sacramento

Data File: \\ChromNa\Sacramento\ChromData\A8_N\20170620-44449.b\2017.06.19_537B_003.d

Injection Date: 19-Jun-2017 18:42:38

Instrument ID: A8_N

Lims ID: 320-28973-A-5-A

Lab Sample ID: 320-28973-5

Client ID: WI-AF-1RW52-0617

Operator ID: SACINSTLCMS01

ALS Bottle#: 1

Worklist Smp#: 3

Injection Vol: 2.0 ul

Dil. Factor: 1.0000

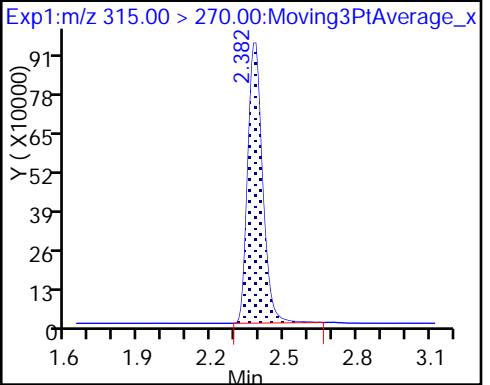
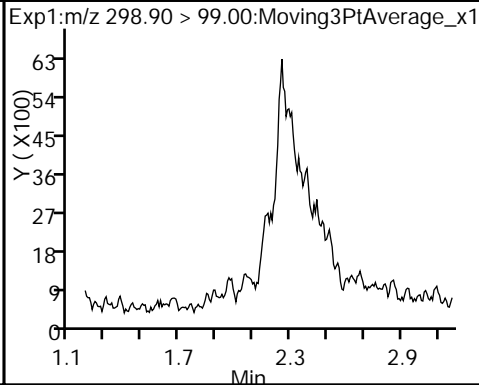
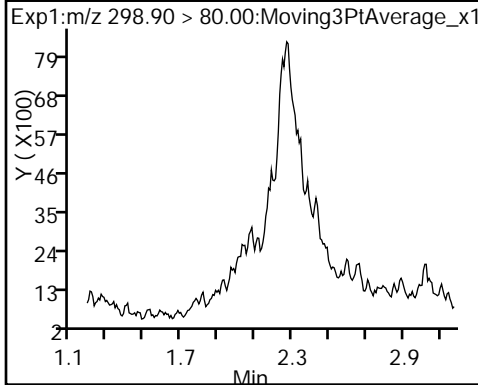
Method: 537_A8_N

Limit Group: LC 537 ICAL

1 Perfluorobutanesulfonic acid (ND)

1 Perfluorobutanesulfonic acid (ND)

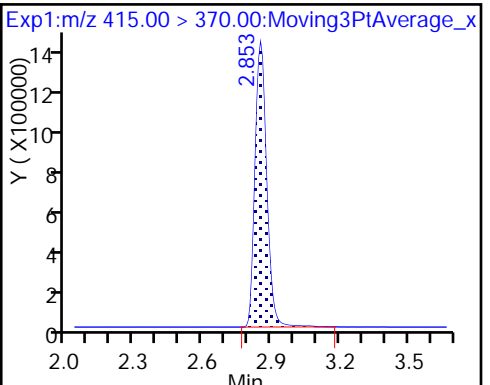
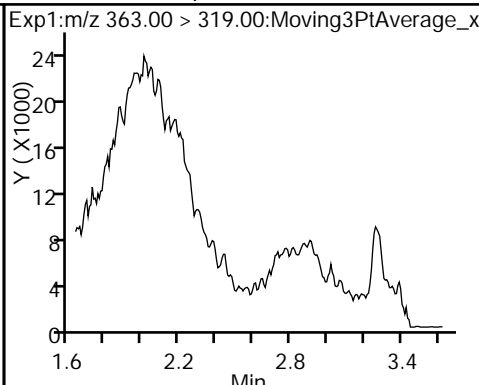
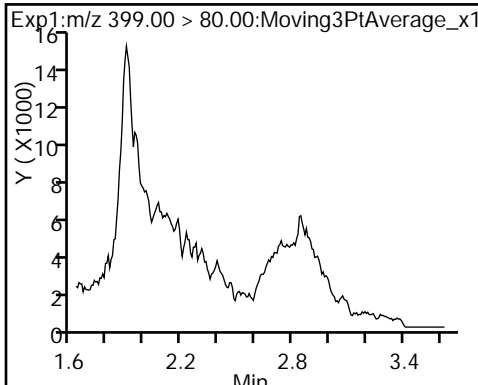
\$ 2 13C2 PFHxA



3 Perfluorohexanesulfonic acid (ND)

4 Perfluoroheptanoic acid (ND)

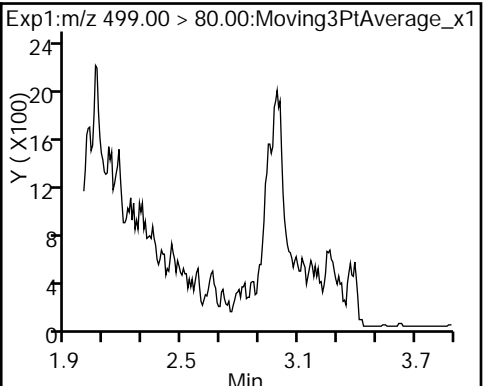
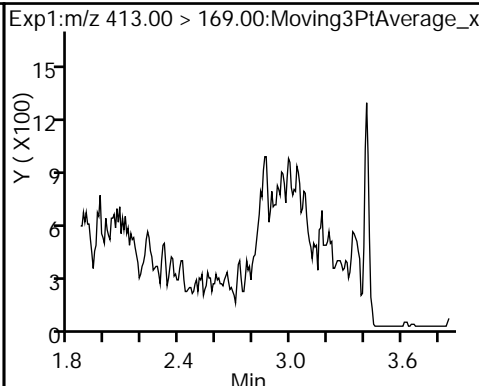
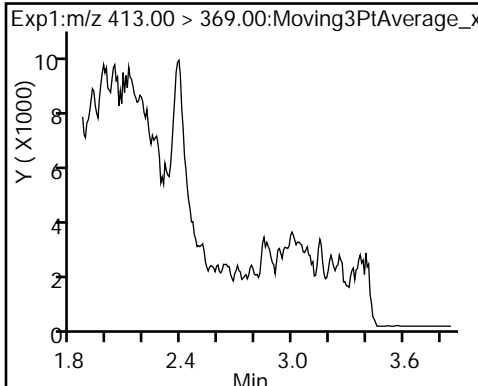
* 6 13C2-PFOA



5 Perfluorooctanoic acid (ND)

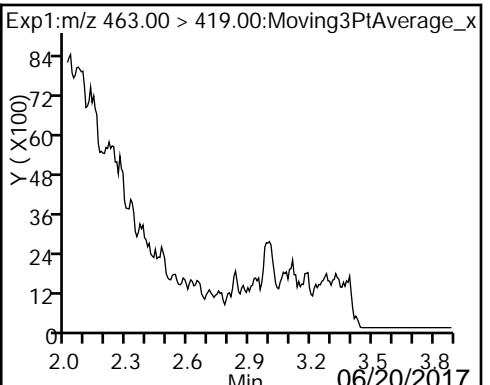
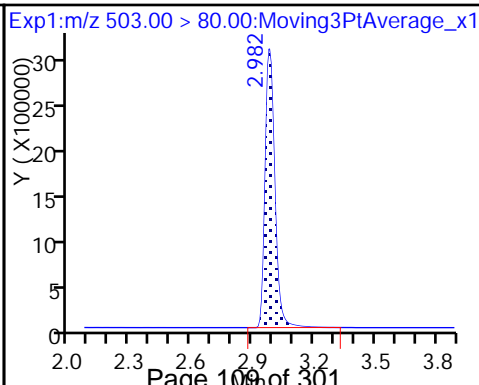
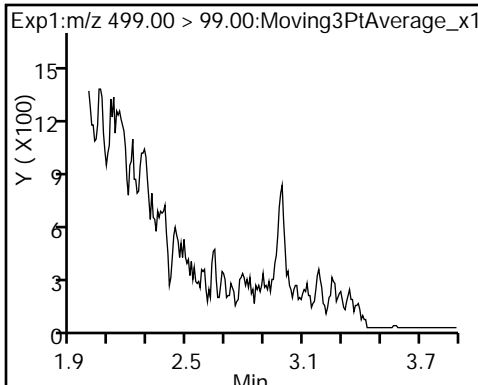
5 Perfluorooctanoic acid (ND)

8 Perfluorooctane sulfonic acid (ND)

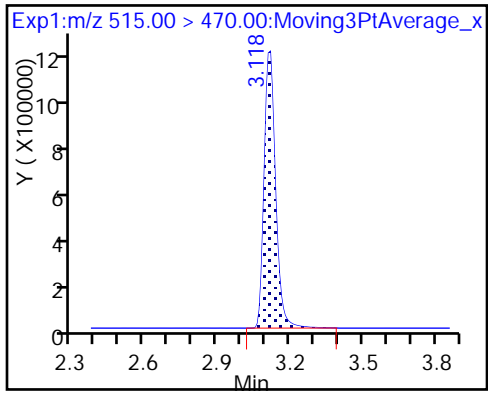


8 Perfluorooctane sulfonic acid (ND) * 7 13C4 PFOS

9 Perfluorononanoic acid (ND)



\$ 10 13C2 PFDA



TestAmerica Sacramento
Recovery Report

Data File: \\ChromNa\Sacramento\ChromData\A8_N\20170620-44449.b\2017.06.19_537B_003.d
 Lims ID: 320-28973-A-5-A
 Client ID: WI-AF-1RW52-0617
 Sample Type: Client
 Inject. Date: 19-Jun-2017 18:42:38 ALS Bottle#: 1 Worklist Smp#: 3
 Injection Vol: 2.0 ul Dil. Factor: 1.0000
 Sample Info: 320-28973-a-5-a
 Misc. Info.: Plate: 1 Rack: 2
 Operator ID: SACINSTLCMS01 Instrument ID: A8_N
 Method: \\ChromNa\Sacramento\ChromData\A8_N\20170620-44449.b\537_A8_N.m
 Limit Group: LC 537 ICAL
 Last Update: 20-Jun-2017 11:42:28 Calib Date: 19-Jun-2017 18:04:42
 Integrator: Picker
 Quant Method: Internal Standard Quant By: Initial Calibration
 Last ICal File: \\ChromNA\Sacramento\ChromData\A8_N\20170619-44448.b\2017.06.19_537A_ICAL_009.d
 Column 1 : Det: EXP1
 Process Host: XAWRK019

First Level Reviewer: barnettj Date: 20-Jun-2017 11:35:19

Compound	Amount Added	Amount Recovered	% Rec.
\$ 2 13C2 PFHxA	10.0	8.11	81.07
\$ 10 13C2 PFDA	10.0	8.39	83.91

FORM I
LCMS ORGANICS ANALYSIS DATA SHEET

Lab Name: TestAmerica Sacramento Job No.: 320-28973-1
 SDG No.: _____
 Client Sample ID: WI-AF-1RW52P-0617 Lab Sample ID: 320-28973-6
 Matrix: Water Lab File ID: 2017.06.14_537B_032.d
 Analysis Method: 537 Date Collected: 06/06/2017 11:46
 Extraction Method: 537 Date Extracted: 06/13/2017 08:47
 Sample wt/vol: 265.2 (mL) Date Analyzed: 06/14/2017 23:20
 Con. Extract Vol.: 1.0 (mL) Dilution Factor: 1
 Injection Volume: 2 (uL) GC Column: GeminiC18 3x100 ID: 3 (mm)
 % Moisture: _____ GPC Cleanup: (Y/N) N
 Analysis Batch No.: 169413 Units: ug/L

CAS NO.	COMPOUND NAME	RESULT	Q	LOQ	LOD	DL
1763-23-1	Perfluorooctanesulfonic acid (PFOS)	0.015	U	0.038	0.015	0.0064
335-67-1	Perfluorooctanoic acid (PFOA)	0.0075	U	0.019	0.0075	0.0026
375-73-5	Perfluorobutanesulfonic acid (PFBS)	0.034	U	0.085	0.034	0.015

CAS NO.	SURROGATE	%REC	Q	LIMITS
STL00993	13C2 PFHxA	87		70-130
STL00996	13C2 PFDA	87		70-130

TestAmerica Sacramento
Target Compound Quantitation Report

Data File: \\ChromNa\Sacramento\ChromData\A8_N\20170615-44305.b\2017.06.14_537B_032.d
 Lims ID: 320-28973-A-6-A
 Client ID: WI-AF-1RW52P-0617
 Sample Type: Client
 Inject. Date: 14-Jun-2017 23:20:25 ALS Bottle#: 26 Worklist Smp#: 12
 Injection Vol: 2.0 ul Dil. Factor: 1.0000
 Sample Info: 320-28973-a-6-a
 Misc. Info.: Plate: 1 Rack: 2
 Operator ID: SACINSTLCMS01 Instrument ID: A8_N
 Method: \\ChromNa\Sacramento\ChromData\A8_N\20170615-44305.b\537_A8_N.m
 Limit Group: LC 537 ICAL
 Last Update: 15-Jun-2017 15:10:47 Calib Date: 14-Jun-2017 20:37:33
 Integrator: Picker
 Quant Method: Internal Standard Quant By: Initial Calibration
 Last ICal File: \\ChromNA\Sacramento\ChromData\A8_N\20170615-44302.b\2017.06.14537iCAL_009.d
 Column 1 : Det: EXP1
 Process Host: XAWRK006

First Level Reviewer: barnettj Date: 15-Jun-2017 15:07:05

Signal	RT	EXP RT	DLT RT	REL RT	Response	Amount ng/ml	Ratio(Limits)	S/N	Flags
\$ 2 13C2 PFHxA	315.00 > 270.00	2.033	2.018	0.015	1.000	3026165	8.69	4721	
* 6 13C2-PFOA	415.00 > 370.00	2.496	2.482	0.014		3068517	10.0	6606	
* 7 13C4 PFOS	503.00 > 80.00	2.655	2.645	0.010		5706809	28.7	4666	
\$ 10 13C2 PFDA	515.00 > 470.00	2.777	2.771	0.006	1.000	2031178	8.65	10311	

TestAmerica Sacramento

Data File: \\ChromNa\Sacramento\ChromData\A8_N\20170615-44305.b\2017.06.14_537B_032.d

Injection Date: 14-Jun-2017 23:20:25

Instrument ID: A8_N

Lims ID: 320-28973-A-6-A

Lab Sample ID: 320-28973-6

Client ID: WI-AF-1RW52P-0617

Operator ID: SACINSTLCMS01

ALS Bottle#: 26

Worklist Smp#: 12

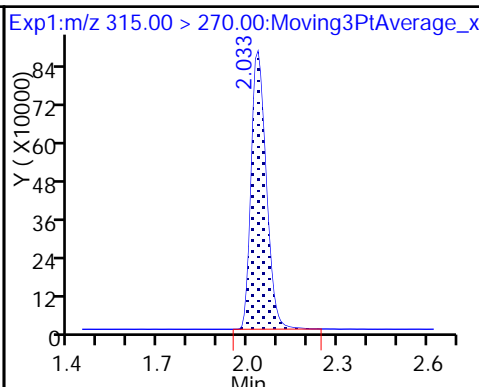
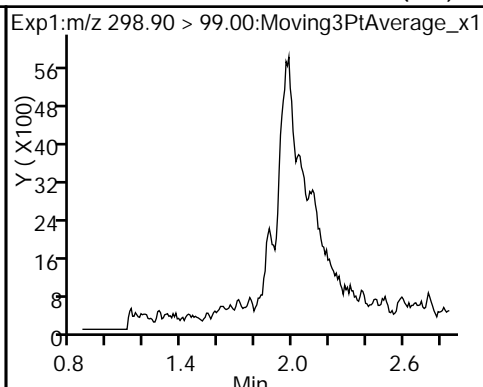
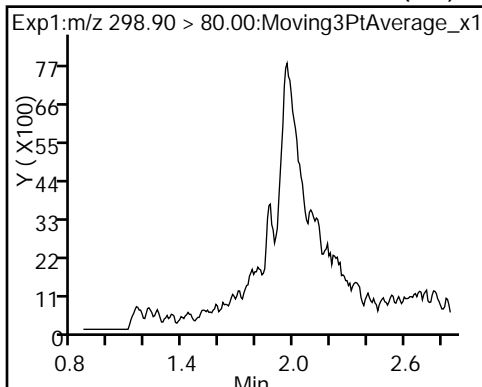
Injection Vol: 2.0 ul

Dil. Factor: 1.0000

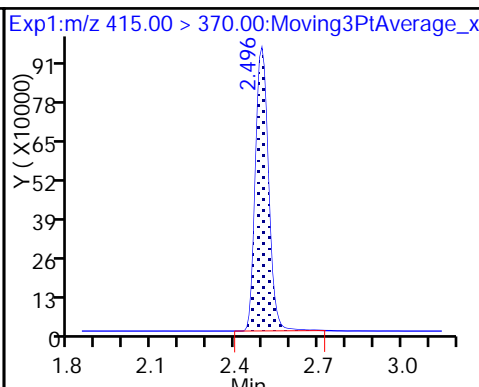
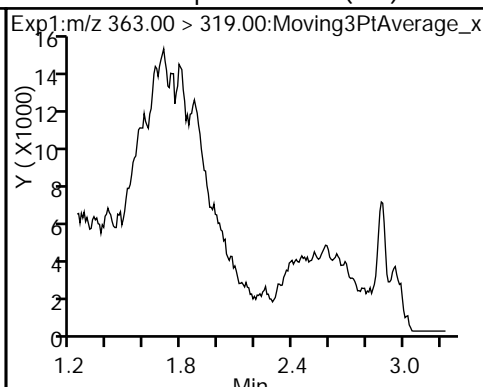
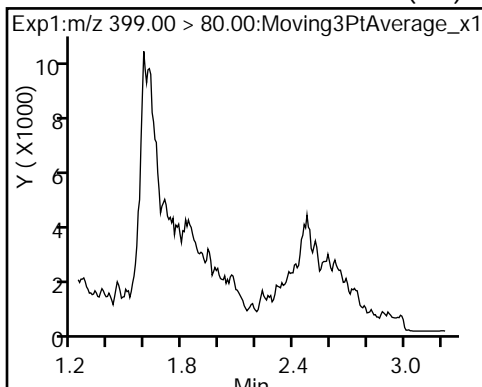
Method: 537_A8_N

Limit Group: LC 537 ICAL

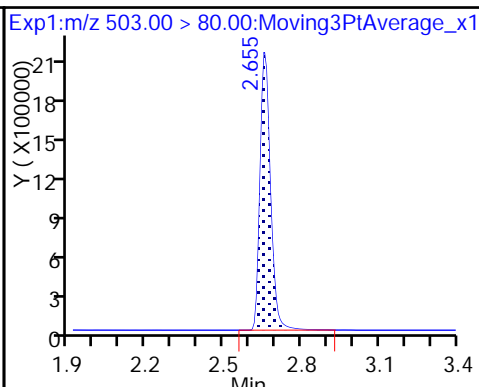
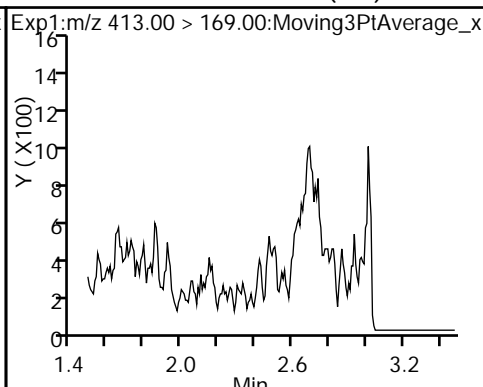
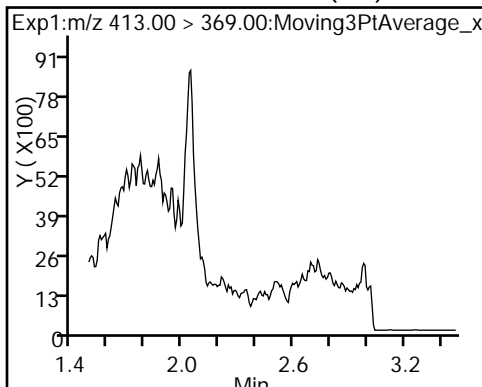
1 Perfluorobutanesulfonic acid (ND) 1 Perfluorobutanesulfonic acid (ND) \$ 2 13C2 PFHxA



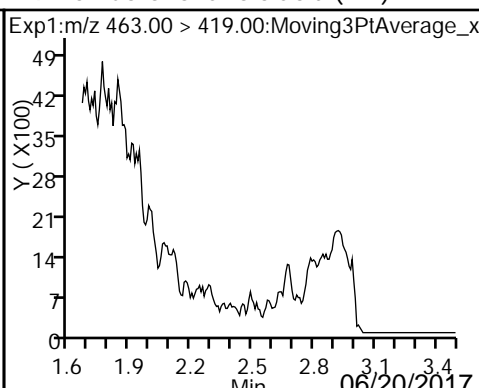
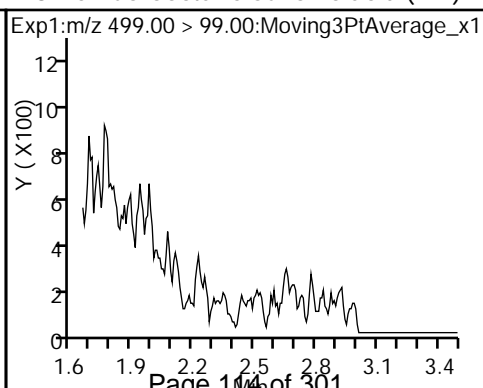
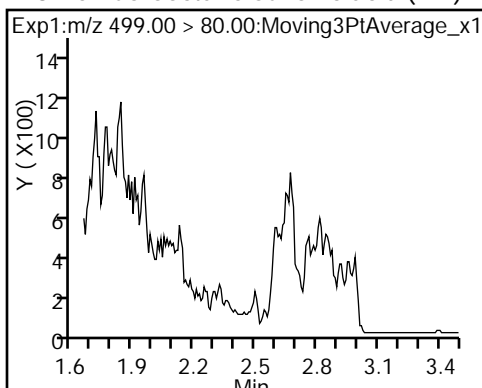
3 Perfluorohexanesulfonic acid (ND) 4 Perfluoroheptanoic acid (ND) * 6 13C2-PFOA



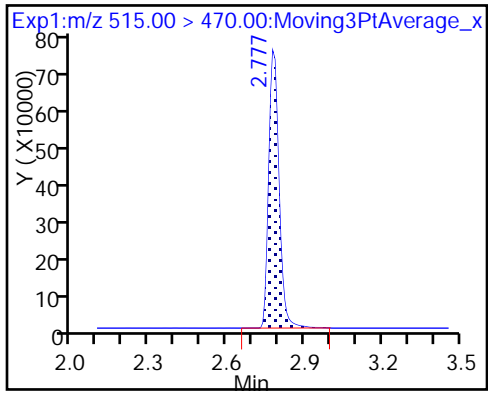
5 Perfluorooctanoic acid (ND) 5 Perfluorooctanoic acid (ND) * 7 13C4 PFOS



8 Perfluorooctane sulfonic acid (ND) 8 Perfluorooctane sulfonic acid (ND) 9 Perfluorononanoic acid (ND)



\$ 10 13C2 PFDA



TestAmerica Sacramento
Recovery Report

Data File: \\ChromNa\Sacramento\ChromData\A8_N\20170615-44305.b\2017.06.14_537B_032.d
 Lims ID: 320-28973-A-6-A
 Client ID: WI-AF-1RW52P-0617
 Sample Type: Client
 Inject. Date: 14-Jun-2017 23:20:25 ALS Bottle#: 26 Worklist Smp#: 12
 Injection Vol: 2.0 ul Dil. Factor: 1.0000
 Sample Info: 320-28973-a-6-a
 Misc. Info.: Plate: 1 Rack: 2
 Operator ID: SACINSTLCMS01 Instrument ID: A8_N
 Method: \\ChromNa\Sacramento\ChromData\A8_N\20170615-44305.b\537_A8_N.m
 Limit Group: LC 537 ICAL
 Last Update: 15-Jun-2017 15:10:47 Calib Date: 14-Jun-2017 20:37:33
 Integrator: Picker
 Quant Method: Internal Standard Quant By: Initial Calibration
 Last ICal File: \\ChromNA\Sacramento\ChromData\A8_N\20170615-44302.b\2017.06.14537iCAL_009.d
 Column 1 : Det: EXP1
 Process Host: XAWRK006

First Level Reviewer: barnettj Date: 15-Jun-2017 15:07:05

Compound	Amount Added	Amount Recovered	% Rec.
\$ 2 13C2 PFHxA	10.0	8.69	86.86
\$ 10 13C2 PFDA	10.0	8.65	86.50

FORM I
LCMS ORGANICS ANALYSIS DATA SHEET

Lab Name: TestAmerica Sacramento Job No.: 320-28973-1
 SDG No.: _____
 Client Sample ID: WI-AF-1FB52-0617 Lab Sample ID: 320-28973-7
 Matrix: Water Lab File ID: 2017.06.14_537B_035.d
 Analysis Method: 537 Date Collected: 06/06/2017 11:48
 Extraction Method: 537 Date Extracted: 06/13/2017 08:47
 Sample wt/vol: 258.2 (mL) Date Analyzed: 06/14/2017 23:33
 Con. Extract Vol.: 1.0 (mL) Dilution Factor: 1
 Injection Volume: 2 (uL) GC Column: GeminiC18 3x100 ID: 3 (mm)
 % Moisture: _____ GPC Cleanup: (Y/N) N
 Analysis Batch No.: 169414 Units: ug/L

CAS NO.	COMPOUND NAME	RESULT	Q	LOQ	LOD	DL
1763-23-1	Perfluorooctanesulfonic acid (PFOS)	0.015	U	0.039	0.015	0.0066
335-67-1	Perfluorooctanoic acid (PFOA)	0.0077	U	0.019	0.0077	0.0027
375-73-5	Perfluorobutanesulfonic acid (PFBS)	0.035	U	0.087	0.035	0.016

CAS NO.	SURROGATE	%REC	Q	LIMITS
STL00993	13C2 PFHxA	88		70-130
STL00996	13C2 PFDA	90		70-130

TestAmerica Sacramento
Target Compound Quantitation Report

Data File: \\ChromNa\Sacramento\ChromData\A8_N\20170615-44305.b\2017.06.14_537B_035.d
 Lims ID: 320-28973-A-7-A
 Client ID: WI-AF-1FB52-0617
 Sample Type: Client
 Inject. Date: 14-Jun-2017 23:33:35 ALS Bottle#: 27 Worklist Smp#: 15
 Injection Vol: 2.0 ul Dil. Factor: 1.0000
 Sample Info: 320-28973-a-7-a
 Misc. Info.: Plate: 1 Rack: 2
 Operator ID: SACINSTLCMS01 Instrument ID: A8_N
 Method: \\ChromNa\Sacramento\ChromData\A8_N\20170615-44305.b\537_A8_N.m
 Limit Group: LC 537 ICAL
 Last Update: 15-Jun-2017 15:10:56 Calib Date: 14-Jun-2017 20:37:33
 Integrator: Picker
 Quant Method: Internal Standard Quant By: Initial Calibration
 Last ICal File: \\ChromNA\Sacramento\ChromData\A8_N\20170615-44302.b\2017.06.14537iCAL_009.d
 Column 1 : Det: EXP1
 Process Host: XAWRK006

First Level Reviewer: barnettj Date: 15-Jun-2017 15:09:02

Signal	RT	EXP RT	DLT RT	REL RT	Response	Amount ng/ml	Ratio(Limits)	S/N	Flags
\$ 2 13C2 PFHxA	315.00 > 270.00	2.033	2.018	0.015	1.000	3167015	8.79	5654	
* 6 13C2-PFOA	415.00 > 370.00	2.489	2.482	0.007		3171699	10.0	7846	
* 7 13C4 PFOS	503.00 > 80.00	2.655	2.645	0.010		6069718	28.7	15203	
\$ 10 13C2 PFDA	515.00 > 470.00	2.777	2.771	0.006	1.000	2189770	9.02	11964	

TestAmerica Sacramento

Data File: \\ChromNa\Sacramento\ChromData\A8_N\20170615-44305.b\2017.06.14_537B_035.d

Injection Date: 14-Jun-2017 23:33:35

Instrument ID: A8_N

Lims ID: 320-28973-A-7-A

Lab Sample ID: 320-28973-7

Client ID: WI-AF-1FB52-0617

Operator ID: SACINSTLCMS01

ALS Bottle#: 27

Worklist Smp#: 15

Injection Vol: 2.0 ul

Dil. Factor: 1.0000

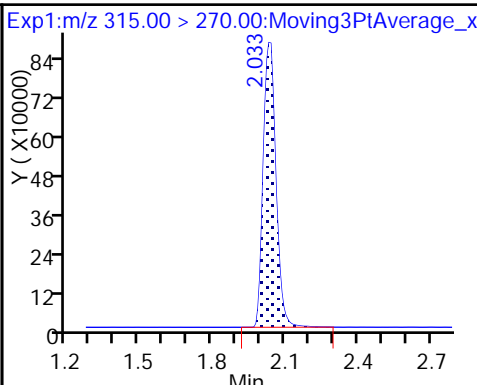
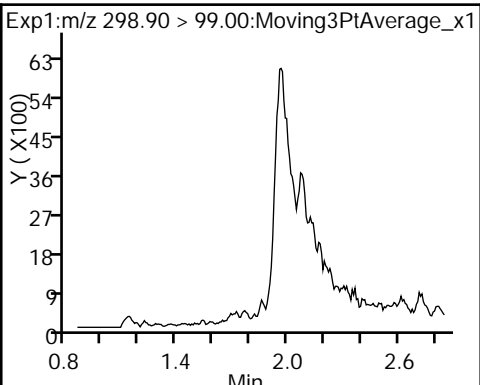
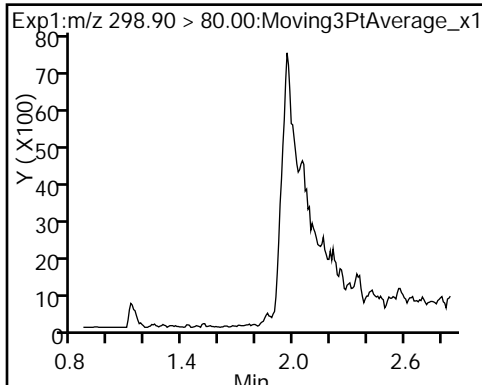
Method: 537_A8_N

Limit Group: LC 537 ICAL

1 Perfluorobutanesulfonic acid (ND)

1 Perfluorobutanesulfonic acid (ND)

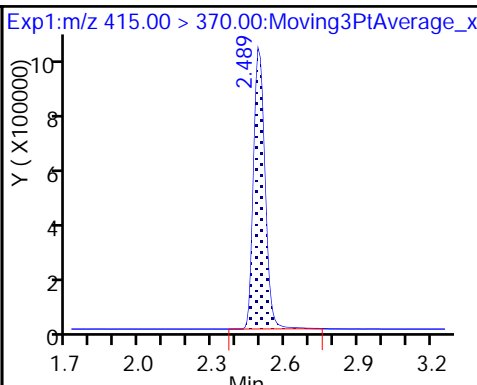
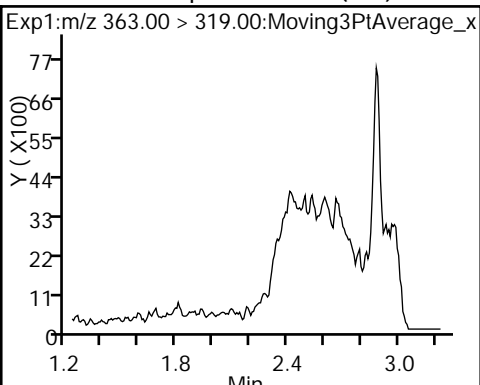
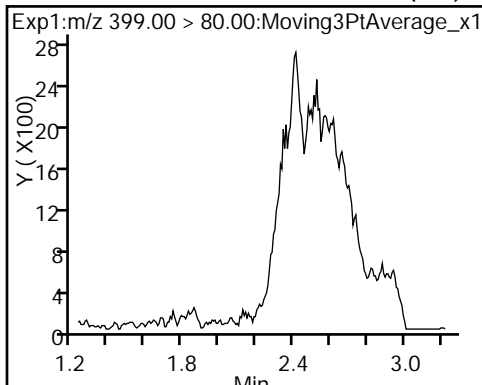
\$ 2 13C2 PFHxA



3 Perfluorohexanesulfonic acid (ND)

4 Perfluoroheptanoic acid (ND)

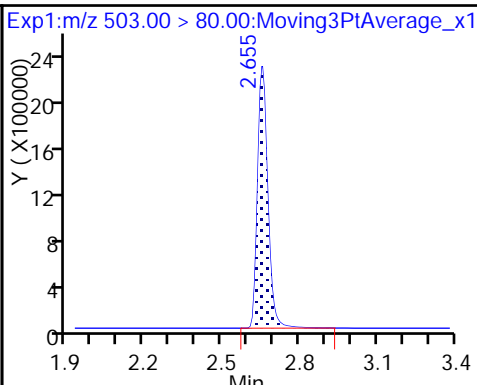
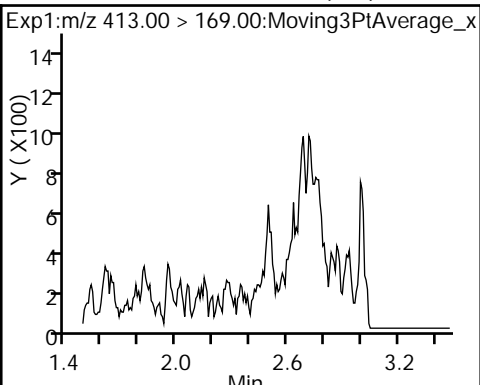
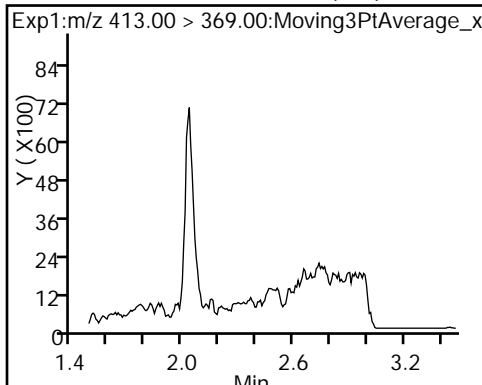
* 6 13C2-PFOA



5 Perfluorooctanoic acid (ND)

5 Perfluorooctanoic acid (ND)

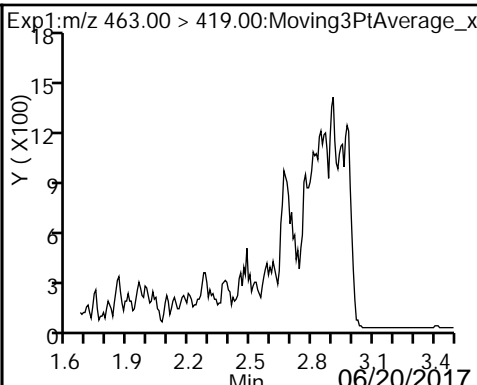
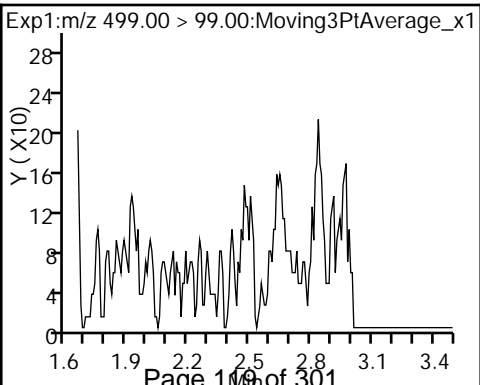
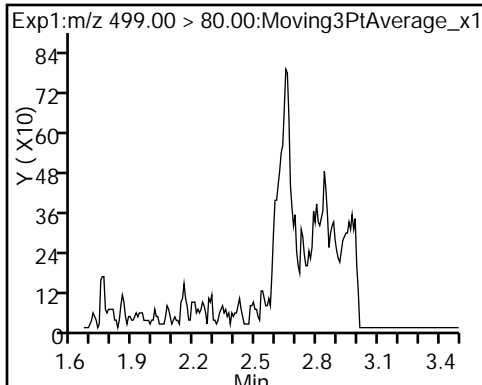
* 7 13C4 PFOS



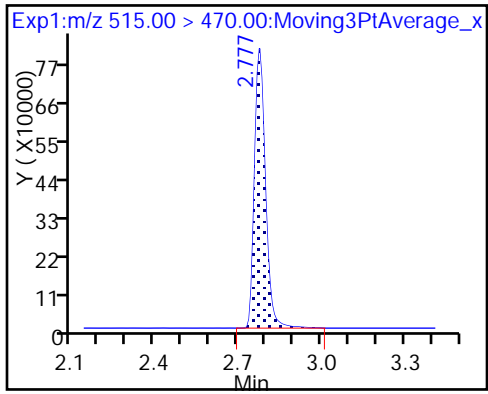
8 Perfluorooctane sulfonic acid (ND)

8 Perfluorooctane sulfonic acid (ND)

9 Perfluorononanoic acid (ND)



\$ 10 13C2 PFDA



TestAmerica Sacramento
Recovery Report

Data File: \\ChromNa\Sacramento\ChromData\A8_N\20170615-44305.b\2017.06.14_537B_035.d
 Lims ID: 320-28973-A-7-A
 Client ID: WI-AF-1FB52-0617
 Sample Type: Client
 Inject. Date: 14-Jun-2017 23:33:35 ALS Bottle#: 27 Worklist Smp#: 15
 Injection Vol: 2.0 ul Dil. Factor: 1.0000
 Sample Info: 320-28973-a-7-a
 Misc. Info.: Plate: 1 Rack: 2
 Operator ID: SACINSTLCMS01 Instrument ID: A8_N
 Method: \\ChromNa\Sacramento\ChromData\A8_N\20170615-44305.b\537_A8_N.m
 Limit Group: LC 537 ICAL
 Last Update: 15-Jun-2017 15:10:56 Calib Date: 14-Jun-2017 20:37:33
 Integrator: Picker
 Quant Method: Internal Standard Quant By: Initial Calibration
 Last ICal File: \\ChromNA\Sacramento\ChromData\A8_N\20170615-44302.b\2017.06.14537iCAL_009.d
 Column 1 : Det: EXP1
 Process Host: XAWRK006

First Level Reviewer: barnettj Date: 15-Jun-2017 15:09:02

Compound	Amount Added	Amount Recovered	% Rec.
\$ 2 13C2 PFHxA	10.0	8.79	87.94
\$ 10 13C2 PFDA	10.0	9.02	90.22

FORM I
LCMS ORGANICS ANALYSIS DATA SHEET

Lab Name: TestAmerica Sacramento Job No.: 320-28973-1
 SDG No.: _____
 Client Sample ID: WI-AF-1RW53-0617 Lab Sample ID: 320-28973-8
 Matrix: Water Lab File ID: 2017.06.14_537B_036.d
 Analysis Method: 537 Date Collected: 06/07/2017 15:19
 Extraction Method: 537 Date Extracted: 06/13/2017 08:47
 Sample wt/vol: 253.8 (mL) Date Analyzed: 06/14/2017 23:38
 Con. Extract Vol.: 1.0 (mL) Dilution Factor: 1
 Injection Volume: 2 (uL) GC Column: GeminiC18 3x100 ID: 3 (mm)
 % Moisture: _____ GPC Cleanup: (Y/N) N
 Analysis Batch No.: 169414 Units: ug/L

CAS NO.	COMPOUND NAME	RESULT	Q	LOQ	LOD	DL
1763-23-1	Perfluorooctanesulfonic acid (PFOS)	0.016	U	0.039	0.016	0.0067
335-67-1	Perfluorooctanoic acid (PFOA)	0.0079	U	0.020	0.0079	0.0028
375-73-5	Perfluorobutanesulfonic acid (PFBS)	0.035	U	0.089	0.035	0.016

CAS NO.	SURROGATE	%REC	Q	LIMITS
STL00993	13C2 PFHxA	84		70-130
STL00996	13C2 PFDA	95		70-130

TestAmerica Sacramento
Target Compound Quantitation Report

Data File: \\ChromNa\Sacramento\ChromData\A8_N\20170615-44305.b\2017.06.14_537B_036.d
 Lims ID: 320-28973-A-8-A
 Client ID: WI-AF-1RW53-0617
 Sample Type: Client
 Inject. Date: 14-Jun-2017 23:38:00 ALS Bottle#: 28 Worklist Smp#: 16
 Injection Vol: 2.0 ul Dil. Factor: 1.0000
 Sample Info: 320-28973-a-8-a
 Misc. Info.: Plate: 1 Rack: 2
 Operator ID: SACINSTLCMS01 Instrument ID: A8_N
 Method: \\ChromNa\Sacramento\ChromData\A8_N\20170615-44305.b\537_A8_N.m
 Limit Group: LC 537 ICAL
 Last Update: 15-Jun-2017 15:10:56 Calib Date: 14-Jun-2017 20:37:33
 Integrator: Picker
 Quant Method: Internal Standard Quant By: Initial Calibration
 Last ICal File: \\ChromNA\Sacramento\ChromData\A8_N\20170615-44302.b\2017.06.14537iCAL_009.d
 Column 1 : Det: EXP1
 Process Host: XAWRK006

First Level Reviewer: barnettj Date: 15-Jun-2017 15:09:17

Signal	RT	EXP RT	DLT RT	REL RT	Response	Amount ng/ml	Ratio(Limits)	S/N	Flags
\$ 2 13C2 PFHxA	315.00 > 270.00	2.033	2.018	0.015	1.000	2764723	8.41	4497	
* 6 13C2-PFOA	415.00 > 370.00	2.496	2.482	0.014		2894506	10.0	7330	
* 7 13C4 PFOS	503.00 > 80.00	2.655	2.645	0.010		5704593	28.7	2450	
\$ 10 13C2 PFDA	515.00 > 470.00	2.777	2.771	0.006	1.000	2109552	9.52	7234	

TestAmerica Sacramento

Data File: \\ChromNa\Sacramento\ChromData\A8_N\20170615-44305.b\2017.06.14_537B_036.d

Injection Date: 14-Jun-2017 23:38:00

Instrument ID: A8_N

Lims ID: 320-28973-A-8-A

Lab Sample ID: 320-28973-8

Client ID: WI-AF-1RW53-0617

Operator ID: SACINSTLCMS01

ALS Bottle#: 28

Worklist Smp#: 16

Injection Vol: 2.0 ul

Dil. Factor: 1.0000

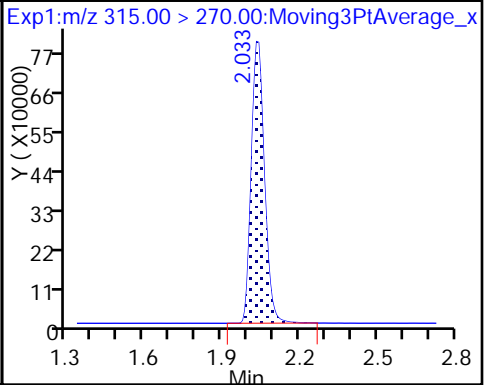
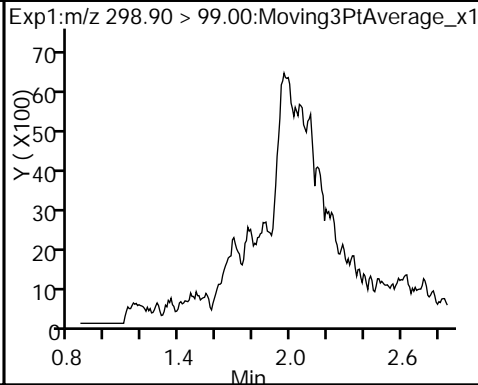
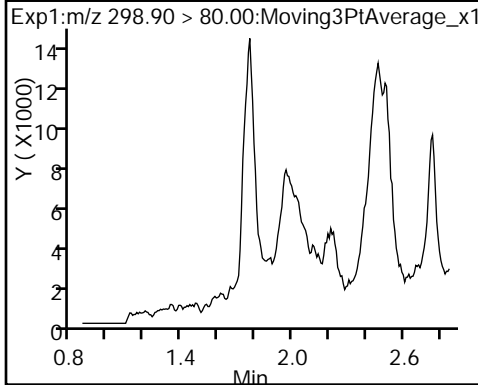
Method: 537_A8_N

Limit Group: LC 537 ICAL

1 Perfluorobutanesulfonic acid (ND)

1 Perfluorobutanesulfonic acid (ND)

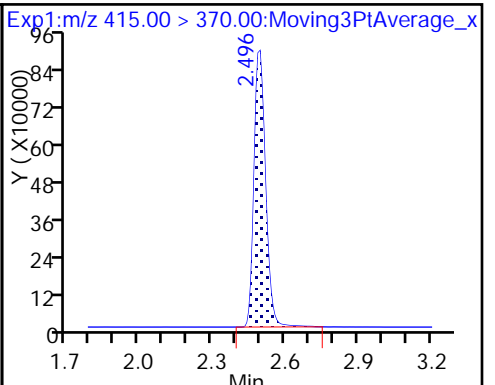
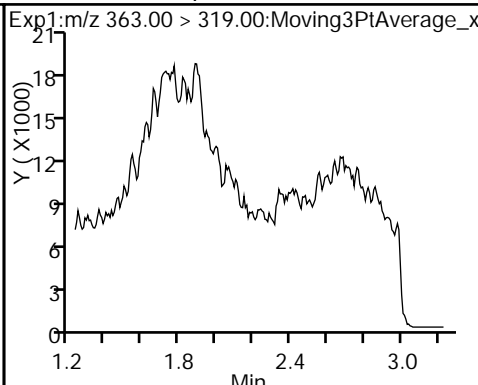
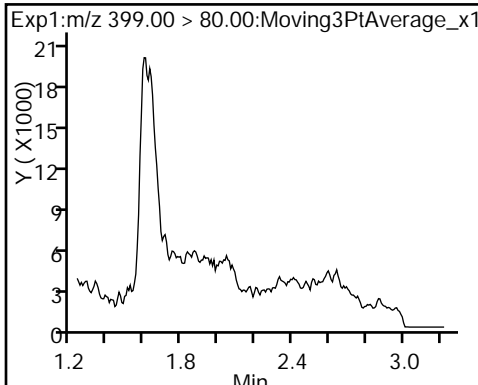
\$ 2 13C2 PFHxA



3 Perfluorohexanesulfonic acid (ND)

4 Perfluoroheptanoic acid (ND)

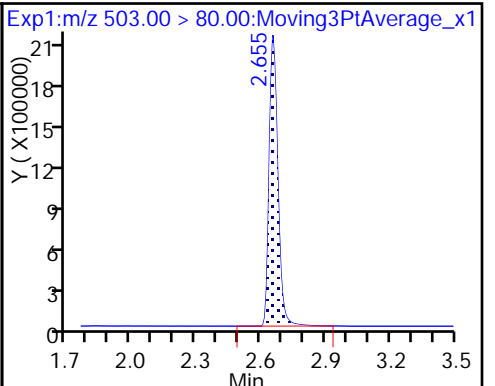
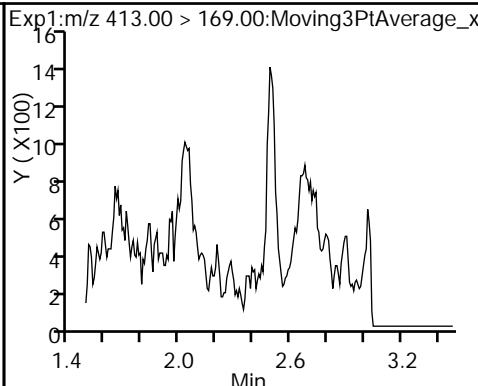
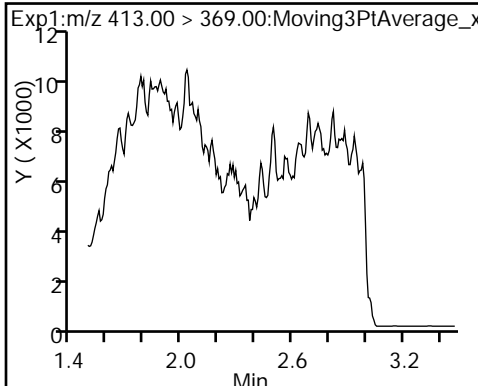
* 6 13C2-PFOA



5 Perfluorooctanoic acid (ND)

5 Perfluorooctanoic acid (ND)

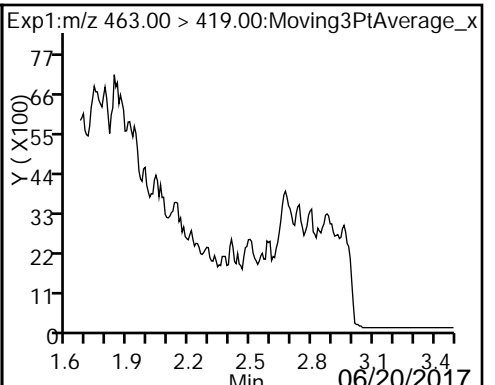
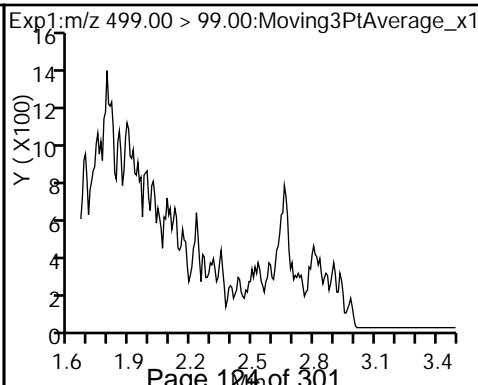
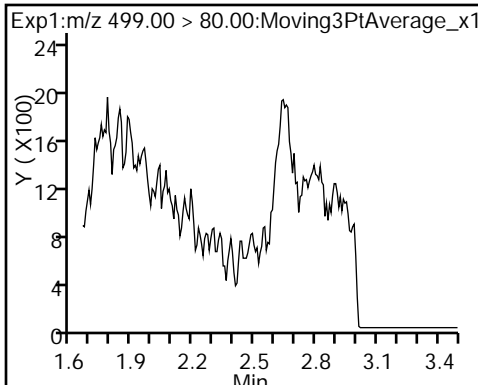
* 7 13C4 PFOS



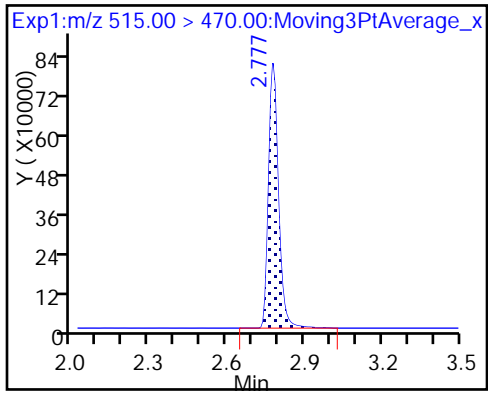
8 Perfluorooctane sulfonic acid (ND)

8 Perfluorooctane sulfonic acid (ND)

9 Perfluorononanoic acid (ND)



\$ 10 13C2 PFDA



TestAmerica Sacramento
Recovery Report

Data File: \\ChromNa\Sacramento\ChromData\A8_N\20170615-44305.b\2017.06.14_537B_036.d
 Lims ID: 320-28973-A-8-A
 Client ID: WI-AF-1RW53-0617
 Sample Type: Client
 Inject. Date: 14-Jun-2017 23:38:00 ALS Bottle#: 28 Worklist Smp#: 16
 Injection Vol: 2.0 ul Dil. Factor: 1.0000
 Sample Info: 320-28973-a-8-a
 Misc. Info.: Plate: 1 Rack: 2
 Operator ID: SACINSTLCMS01 Instrument ID: A8_N
 Method: \\ChromNa\Sacramento\ChromData\A8_N\20170615-44305.b\537_A8_N.m
 Limit Group: LC 537 ICAL
 Last Update: 15-Jun-2017 15:10:56 Calib Date: 14-Jun-2017 20:37:33
 Integrator: Picker
 Quant Method: Internal Standard Quant By: Initial Calibration
 Last ICal File: \\ChromNA\Sacramento\ChromData\A8_N\20170615-44302.b\2017.06.14537iCAL_009.d
 Column 1 : Det: EXP1
 Process Host: XAWRK006

First Level Reviewer: barnettj Date: 15-Jun-2017 15:09:17

Compound	Amount Added	Amount Recovered	% Rec.
\$ 2 13C2 PFHxA	10.0	8.41	84.13
\$ 10 13C2 PFDA	10.0	9.52	95.24

FORM I
LCMS ORGANICS ANALYSIS DATA SHEET

Lab Name: TestAmerica Sacramento Job No.: 320-28973-1
 SDG No.: _____
 Client Sample ID: WI-AF-1FB53-0617 Lab Sample ID: 320-28973-9
 Matrix: Water Lab File ID: 2017.06.14_537B_037.d
 Analysis Method: 537 Date Collected: 06/07/2017 15:20
 Extraction Method: 537 Date Extracted: 06/13/2017 08:47
 Sample wt/vol: 263.4 (mL) Date Analyzed: 06/14/2017 23:42
 Con. Extract Vol.: 1.0 (mL) Dilution Factor: 1
 Injection Volume: 2 (uL) GC Column: GeminiC18 3x100 ID: 3 (mm)
 % Moisture: _____ GPC Cleanup: (Y/N) N
 Analysis Batch No.: 169414 Units: ug/L

CAS NO.	COMPOUND NAME	RESULT	Q	LOQ	LOD	DL
1763-23-1	Perfluorooctanesulfonic acid (PFOS)	0.015	U	0.038	0.015	0.0065
335-67-1	Perfluorooctanoic acid (PFOA)	0.0076	U	0.019	0.0076	0.0027
375-73-5	Perfluorobutanesulfonic acid (PFBS)	0.034	U	0.085	0.034	0.015

CAS NO.	SURROGATE	%REC	Q	LIMITS
STL00993	13C2 PFHxA	90		70-130
STL00996	13C2 PFDA	83		70-130

TestAmerica Sacramento
Target Compound Quantitation Report

Data File: \\ChromNa\Sacramento\ChromData\A8_N\20170615-44305.b\2017.06.14_537B_037.d
 Lims ID: 320-28973-A-9-A
 Client ID: WI-AF-1FB53-0617
 Sample Type: Client
 Inject. Date: 14-Jun-2017 23:42:23 ALS Bottle#: 29 Worklist Smp#: 17
 Injection Vol: 2.0 ul Dil. Factor: 1.0000
 Sample Info: 320-28973-a-9-a
 Misc. Info.: Plate: 1 Rack: 2
 Operator ID: SACINSTLCMS01 Instrument ID: A8_N
 Method: \\ChromNa\Sacramento\ChromData\A8_N\20170615-44305.b\537_A8_N.m
 Limit Group: LC 537 ICAL
 Last Update: 15-Jun-2017 15:10:56 Calib Date: 14-Jun-2017 20:37:33
 Integrator: Picker
 Quant Method: Internal Standard Quant By: Initial Calibration
 Last ICal File: \\ChromNA\Sacramento\ChromData\A8_N\20170615-44302.b\2017.06.14537iCAL_009.d

Column 1 : Det: EXP1
 Process Host: XAWRK006

Signal	RT	EXP RT	DLT RT	REL RT	Response	Amount ng/ml	Ratio(Limits)	S/N	Flags
\$ 2 13C2 PFHxA	315.00 > 270.00	2.018	2.018	0.0	1.000	3035722	8.97	5723	
* 6 13C2-PFOA	415.00 > 370.00	2.481	2.482	-0.001		2979972	10.0	7026	
* 7 13C4 PFOS	503.00 > 80.00	2.648	2.645	0.003		5720527	28.7	11550	
\$ 10 13C2 PFDA	515.00 > 470.00	2.769	2.771	-0.002	1.000	1892239	8.30	7623	

TestAmerica Sacramento

Data File: \\ChromNa\Sacramento\ChromData\A8_N\20170615-44305.b\2017.06.14_537B_037.d

Injection Date: 14-Jun-2017 23:42:23

Instrument ID: A8_N

Lims ID: 320-28973-A-9-A

Lab Sample ID: 320-28973-9

Client ID: WI-AF-1FB53-0617

Operator ID: SACINSTLCMS01

ALS Bottle#: 29

Worklist Smp#: 17

Injection Vol: 2.0 ul

Dil. Factor: 1.0000

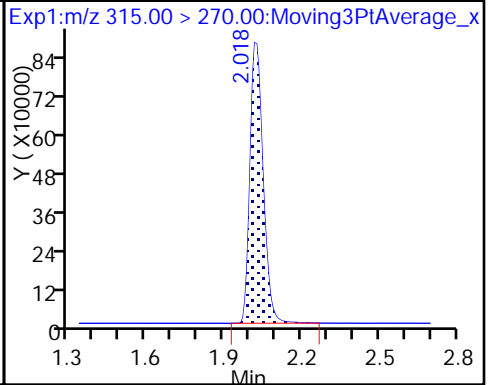
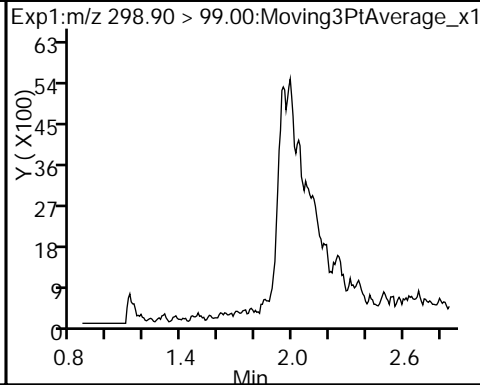
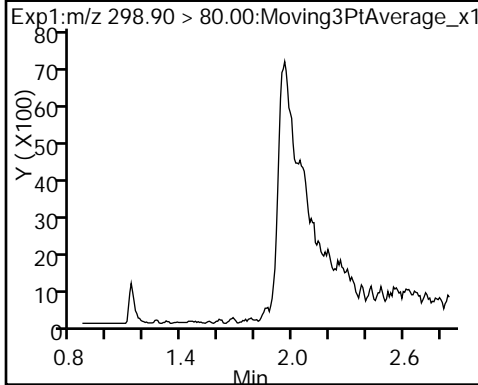
Method: 537_A8_N

Limit Group: LC 537 ICAL

1 Perfluorobutanesulfonic acid (ND)

1 Perfluorobutanesulfonic acid (ND)

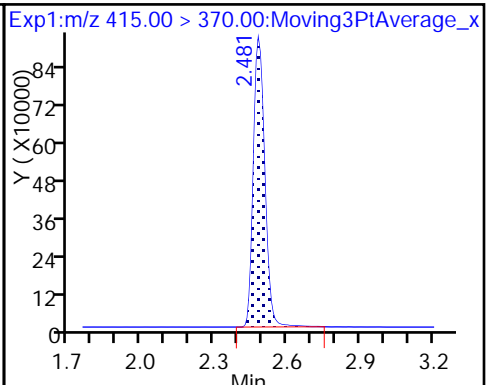
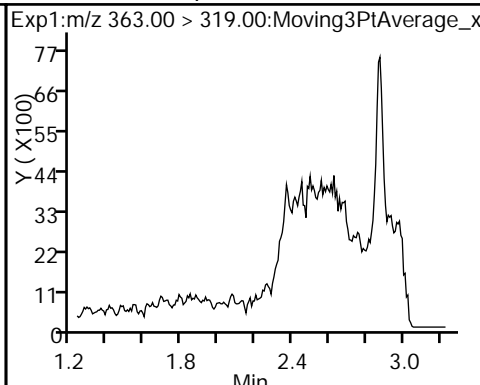
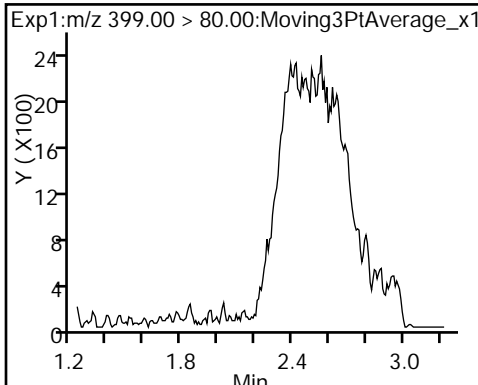
\$ 2 13C2 PFHxA



3 Perfluorohexanesulfonic acid (ND)

4 Perfluoroheptanoic acid (ND)

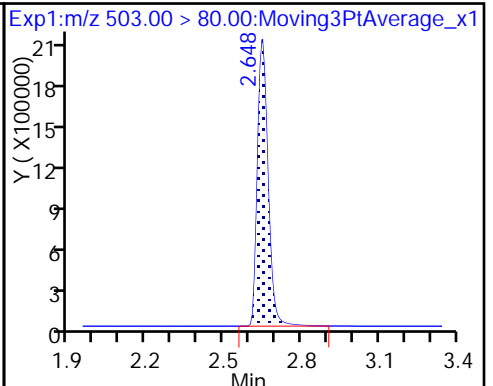
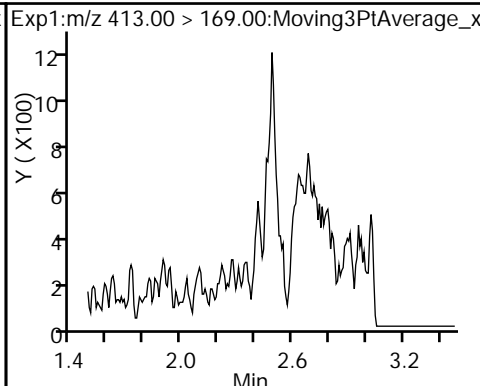
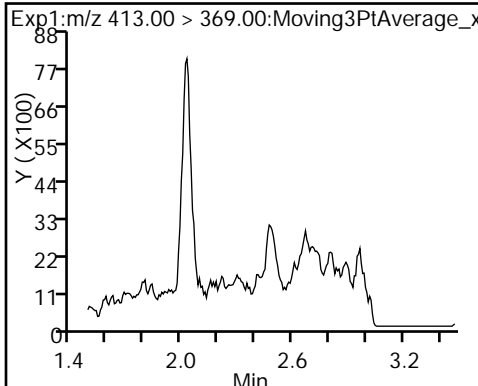
* 6 13C2-PFOA



5 Perfluorooctanoic acid (ND)

5 Perfluorooctanoic acid (ND)

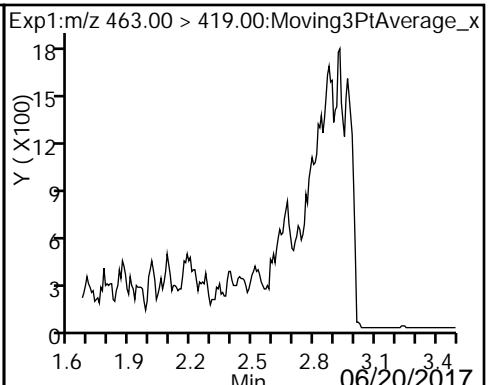
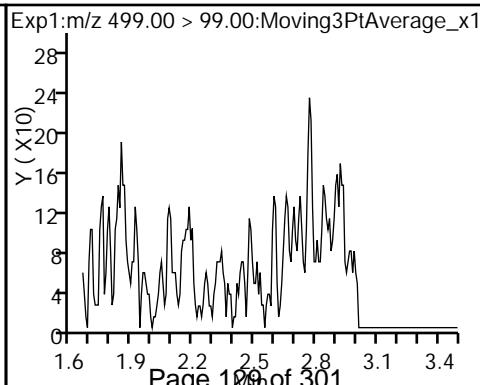
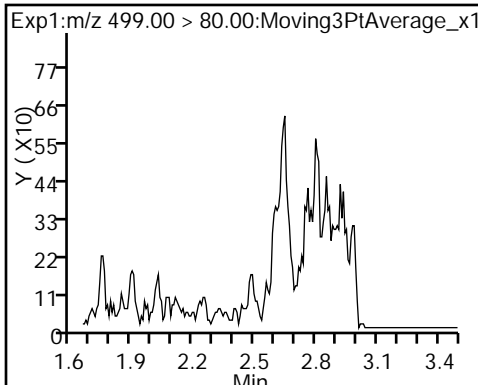
* 7 13C4 PFOS



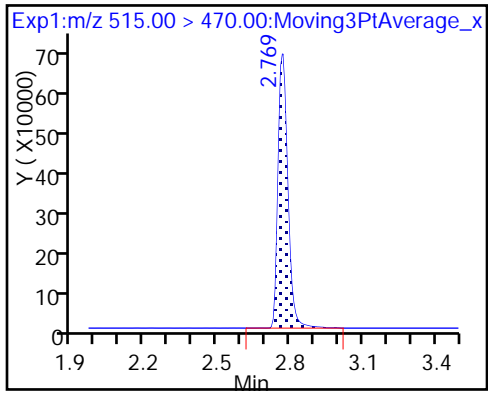
8 Perfluorooctane sulfonic acid (ND)

8 Perfluorooctane sulfonic acid (ND)

9 Perfluorononanoic acid (ND)



\$ 10 13C2 PFDA



TestAmerica Sacramento
Recovery Report

Data File: \\ChromNa\Sacramento\ChromData\A8_N\20170615-44305.b\2017.06.14_537B_037.d
 Lims ID: 320-28973-A-9-A
 Client ID: WI-AF-1FB53-0617
 Sample Type: Client
 Inject. Date: 14-Jun-2017 23:42:23 ALS Bottle#: 29 Worklist Smp#: 17
 Injection Vol: 2.0 ul Dil. Factor: 1.0000
 Sample Info: 320-28973-a-9-a
 Misc. Info.: Plate: 1 Rack: 2
 Operator ID: SACINSTLCMS01 Instrument ID: A8_N
 Method: \\ChromNa\Sacramento\ChromData\A8_N\20170615-44305.b\537_A8_N.m
 Limit Group: LC 537 ICAL
 Last Update: 15-Jun-2017 15:10:56 Calib Date: 14-Jun-2017 20:37:33
 Integrator: Picker
 Quant Method: Internal Standard Quant By: Initial Calibration
 Last ICal File: \\ChromNA\Sacramento\ChromData\A8_N\20170615-44302.b\2017.06.14537iCAL_009.d

Column 1 : Det: EXP1
 Process Host: XAWRK006

Compound	Amount Added	Amount Recovered	% Rec.
\$ 2 13C2 PFHxA	10.0	8.97	89.72
\$ 10 13C2 PFDA	10.0	8.30	82.98

FORM I
LCMS ORGANICS ANALYSIS DATA SHEET

Lab Name: TestAmerica Sacramento Job No.: 320-28973-1
 SDG No.: _____
 Client Sample ID: WI-AF-1RW54-0617 Lab Sample ID: 320-28973-10
 Matrix: Water Lab File ID: 2017.06.14_537B_038.d
 Analysis Method: 537 Date Collected: 06/08/2017 10:33
 Extraction Method: 537 Date Extracted: 06/13/2017 08:47
 Sample wt/vol: 264.6(mL) Date Analyzed: 06/14/2017 23:46
 Con. Extract Vol.: 1.0(mL) Dilution Factor: 1
 Injection Volume: 2(uL) GC Column: GeminiC18 3x100 ID: 3(mm)
 % Moisture: _____ GPC Cleanup: (Y/N) N
 Analysis Batch No.: 169414 Units: ug/L

CAS NO.	COMPOUND NAME	RESULT	Q	LOQ	LOD	DL
1763-23-1	Perfluorooctanesulfonic acid (PFOS)	0.015	U	0.038	0.015	0.0064
335-67-1	Perfluorooctanoic acid (PFOA)	0.0076	U	0.019	0.0076	0.0026
375-73-5	Perfluorobutanesulfonic acid (PFBS)	0.034	U	0.085	0.034	0.015

CAS NO.	SURROGATE	%REC	Q	LIMITS
STL00993	13C2 PFHxA	85		70-130
STL00996	13C2 PFDA	85		70-130

TestAmerica Sacramento
Target Compound Quantitation Report

Data File: \\ChromNa\Sacramento\ChromData\A8_N\20170615-44305.b\2017.06.14_537B_038.d
 Lims ID: 320-28973-A-10-A
 Client ID: WI-AF-1RW54-0617
 Sample Type: Client
 Inject. Date: 14-Jun-2017 23:46:48 ALS Bottle#: 30 Worklist Smp#: 18
 Injection Vol: 2.0 ul Dil. Factor: 1.0000
 Sample Info: 320-28973-a-10-a
 Misc. Info.: Plate: 1 Rack: 2
 Operator ID: SACINSTLCMS01 Instrument ID: A8_N
 Method: \\ChromNa\Sacramento\ChromData\A8_N\20170615-44305.b\537_A8_N.m
 Limit Group: LC 537 ICAL
 Last Update: 15-Jun-2017 15:10:56 Calib Date: 14-Jun-2017 20:37:33
 Integrator: Picker
 Quant Method: Internal Standard Quant By: Initial Calibration
 Last ICal File: \\ChromNA\Sacramento\ChromData\A8_N\20170615-44302.b\2017.06.14537iCAL_009.d

Column 1 : Det: EXP1
 Process Host: XAWRK006

Signal	RT	EXP RT	DLT RT	REL RT	Response	Amount ng/ml	Ratio(Limits)	S/N	Flags
\$ 2 13C2 PFHxA	315.00 > 270.00	2.033	2.018	0.015	1.000	3089743	8.54	6319	
* 6 13C2-PFOA	415.00 > 370.00	2.489	2.482	0.007		3187473	10.0	7195	
* 7 13C4 PFOS	503.00 > 80.00	2.648	2.645	0.003		6127127	28.7	3540	
\$ 10 13C2 PFDA	515.00 > 470.00	2.769	2.771	-0.002	1.000	2078040	8.52	10477	

TestAmerica Sacramento

Data File: \\ChromNa\Sacramento\ChromData\A8_N\20170615-44305.b\2017.06.14_537B_038.d

Injection Date: 14-Jun-2017 23:46:48

Instrument ID: A8_N

Lims ID: 320-28973-A-10-A

Lab Sample ID: 320-28973-10

Client ID: WI-AF-1RW54-0617

Operator ID: SACINSTLCMS01

ALS Bottle#: 30

Worklist Smp#: 18

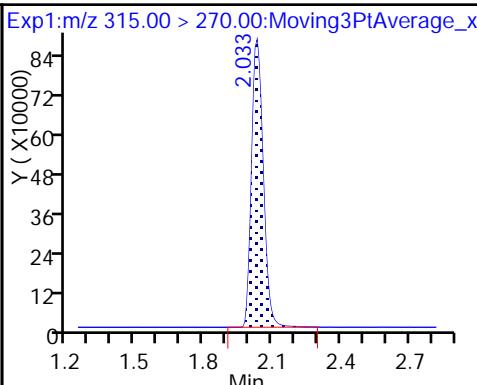
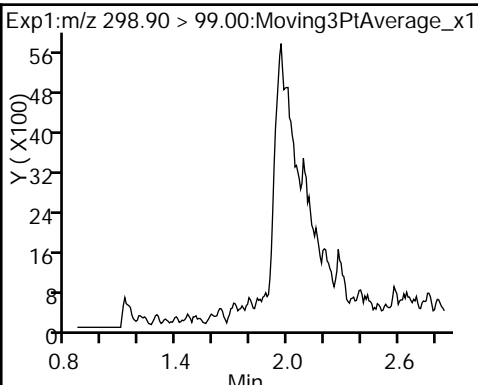
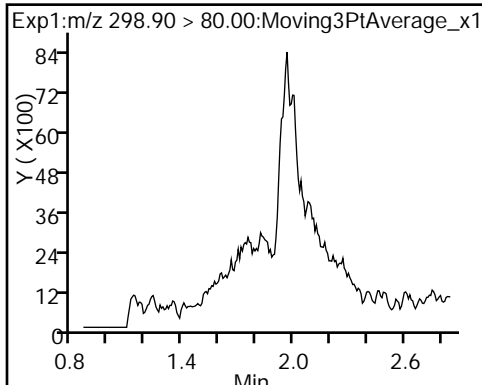
Injection Vol: 2.0 ul

Dil. Factor: 1.0000

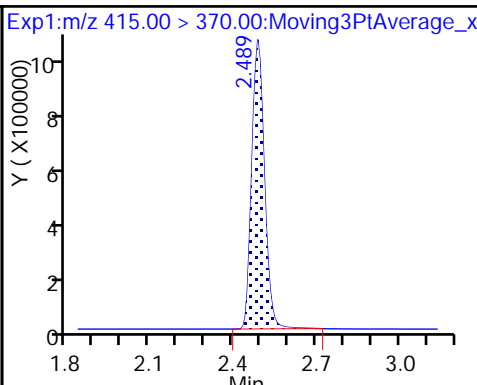
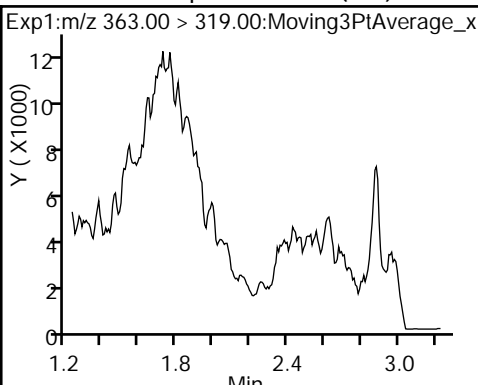
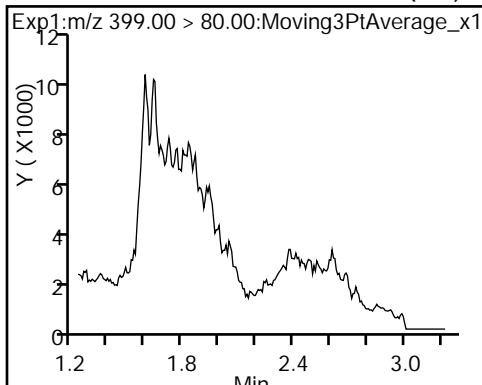
Method: 537_A8_N

Limit Group: LC 537 ICAL

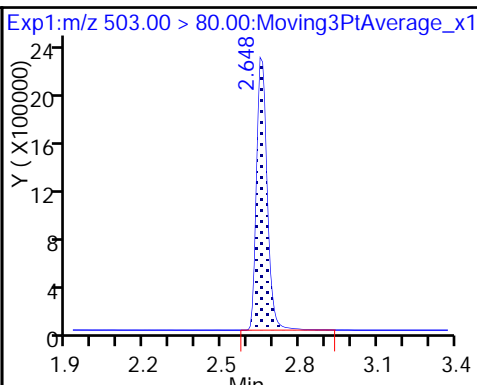
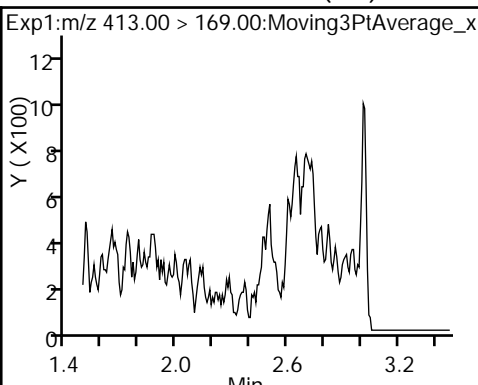
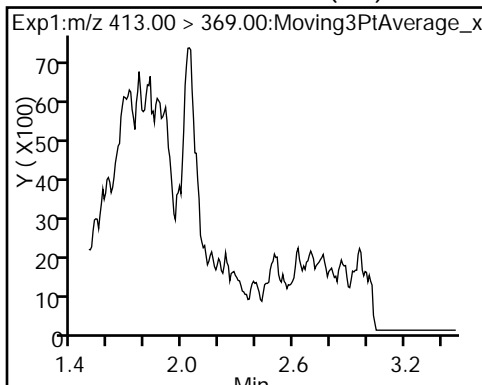
1 Perfluorobutanesulfonic acid (ND) 1 Perfluorobutanesulfonic acid (ND) \$ 2 13C2 PFHxA



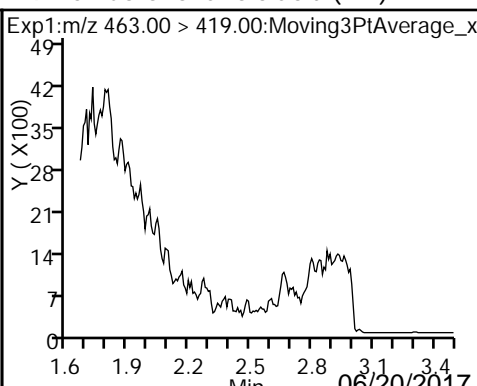
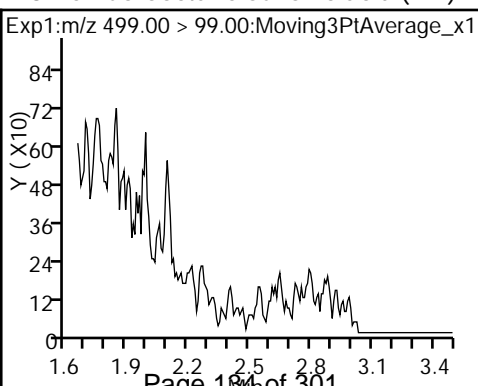
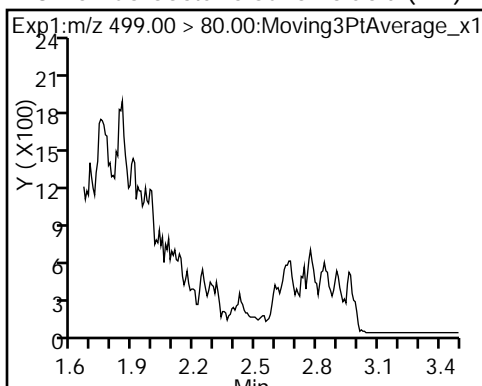
3 Perfluorohexanesulfonic acid (ND) 4 Perfluoroheptanoic acid (ND) * 6 13C2-PFOA



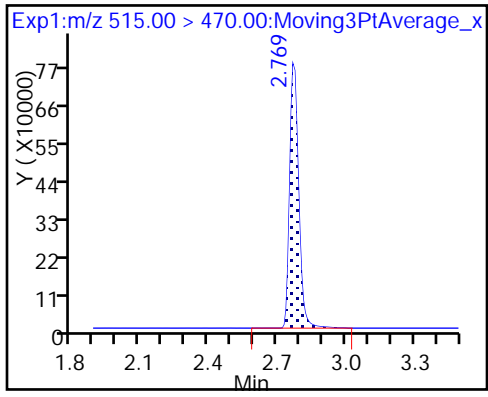
5 Perfluorooctanoic acid (ND) 5 Perfluorooctanoic acid (ND) * 7 13C4 PFOS



8 Perfluorooctane sulfonic acid (ND) 8 Perfluorooctane sulfonic acid (ND) 9 Perfluorononanoic acid (ND)



\$ 10 13C2 PFDA



TestAmerica Sacramento
Recovery Report

Data File: \\ChromNa\Sacramento\ChromData\A8_N\20170615-44305.b\2017.06.14_537B_038.d
 Lims ID: 320-28973-A-10-A
 Client ID: WI-AF-1RW54-0617
 Sample Type: Client
 Inject. Date: 14-Jun-2017 23:46:48 ALS Bottle#: 30 Worklist Smp#: 18
 Injection Vol: 2.0 ul Dil. Factor: 1.0000
 Sample Info: 320-28973-a-10-a
 Misc. Info.: Plate: 1 Rack: 2
 Operator ID: SACINSTLCMS01 Instrument ID: A8_N
 Method: \\ChromNa\Sacramento\ChromData\A8_N\20170615-44305.b\537_A8_N.m
 Limit Group: LC 537 ICAL
 Last Update: 15-Jun-2017 15:10:56 Calib Date: 14-Jun-2017 20:37:33
 Integrator: Picker
 Quant Method: Internal Standard Quant By: Initial Calibration
 Last ICal File: \\ChromNA\Sacramento\ChromData\A8_N\20170615-44302.b\2017.06.14537iCAL_009.d

Column 1 : Det: EXP1
 Process Host: XAWRK006

Compound	Amount Added	Amount Recovered	% Rec.
\$ 2 13C2 PFHxA	10.0	8.54	85.37
\$ 10 13C2 PFDA	10.0	8.52	85.19

FORM I
LCMS ORGANICS ANALYSIS DATA SHEET

Lab Name: TestAmerica Sacramento Job No.: 320-28973-1
 SDG No.: _____
 Client Sample ID: WI-AF-1FB54-0617 Lab Sample ID: 320-28973-11
 Matrix: Water Lab File ID: 2017.06.14_537B_039.d
 Analysis Method: 537 Date Collected: 06/08/2017 10:34
 Extraction Method: 537 Date Extracted: 06/13/2017 08:47
 Sample wt/vol: 267.1(mL) Date Analyzed: 06/14/2017 23:51
 Con. Extract Vol.: 1.0(mL) Dilution Factor: 1
 Injection Volume: 2(uL) GC Column: GeminiC18 3x100 ID: 3(mm)
 % Moisture: _____ GPC Cleanup: (Y/N) N
 Analysis Batch No.: 169414 Units: ug/L

CAS NO.	COMPOUND NAME	RESULT	Q	LOQ	LOD	DL
1763-23-1	Perfluorooctanesulfonic acid (PFOS)	0.015	U	0.037	0.015	0.0064
335-67-1	Perfluorooctanoic acid (PFOA)	0.0075	U	0.019	0.0075	0.0026
375-73-5	Perfluorobutanesulfonic acid (PFBS)	0.034	U	0.084	0.034	0.015

CAS NO.	SURROGATE	%REC	Q	LIMITS
STL00993	13C2 PFHxA	88		70-130
STL00996	13C2 PFDA	84		70-130

TestAmerica Sacramento
Target Compound Quantitation Report

Data File: \\ChromNa\Sacramento\ChromData\A8_N\20170615-44305.b\2017.06.14_537B_039.d
 Lims ID: 320-28973-A-11-A
 Client ID: WI-AF-1FB54-0617
 Sample Type: Client
 Inject. Date: 14-Jun-2017 23:51:12 ALS Bottle#: 31 Worklist Smp#: 19
 Injection Vol: 2.0 ul Dil. Factor: 1.0000
 Sample Info: 320-28973-a-11-
 Misc. Info.: Plate: 1 Rack: 2
 Operator ID: SACINSTLCMS01 Instrument ID: A8_N
 Method: \\ChromNa\Sacramento\ChromData\A8_N\20170615-44305.b\537_A8_N.m
 Limit Group: LC 537 ICAL
 Last Update: 15-Jun-2017 15:10:56 Calib Date: 14-Jun-2017 20:37:33
 Integrator: Picker
 Quant Method: Internal Standard Quant By: Initial Calibration
 Last ICal File: \\ChromNA\Sacramento\ChromData\A8_N\20170615-44302.b\2017.06.14537iCAL_009.d

Column 1 : Det: EXP1
 Process Host: XAWRK006

Signal	RT	EXP RT	DLT RT	REL RT	Response	Amount ng/ml	Ratio(Limits)	S/N	Flags
\$ 2 13C2 PFHxA	315.00 > 270.00	2.033	2.018	0.015	1.000	3205007	8.77	4953	
* 6 13C2-PFOA	415.00 > 370.00	2.489	2.482	0.007		3219517	10.0	9376	
* 7 13C4 PFOS	503.00 > 80.00	2.648	2.645	0.003		6110990	28.7	15490	
\$ 10 13C2 PFDA	515.00 > 470.00	2.769	2.771	-0.002	1.000	2068802	8.40	10064	

TestAmerica Sacramento

Data File: \\ChromNa\Sacramento\ChromData\A8_N\20170615-44305.b\2017.06.14_537B_039.d

Injection Date: 14-Jun-2017 23:51:12

Instrument ID: A8_N

Lims ID: 320-28973-A-11-A

Lab Sample ID: 320-28973-11

Client ID: WI-AF-1FB54-0617

Operator ID: SACINSTLCMS01

ALS Bottle#: 31

Worklist Smp#: 19

Injection Vol: 2.0 ul

Dil. Factor: 1.0000

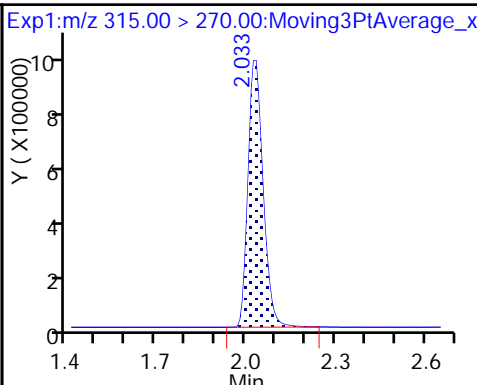
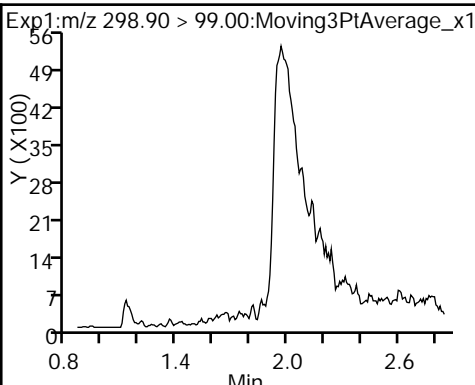
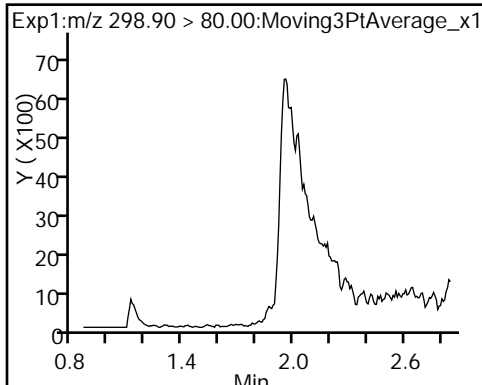
Method: 537_A8_N

Limit Group: LC 537 ICAL

1 Perfluorobutanesulfonic acid (ND)

1 Perfluorobutanesulfonic acid (ND)

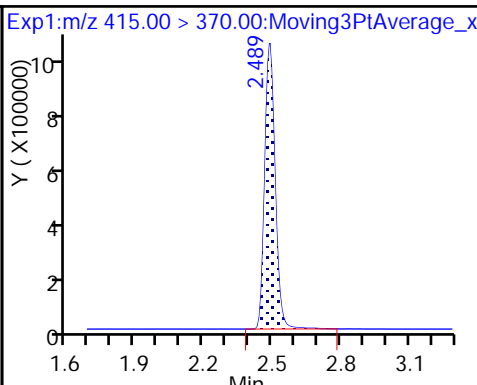
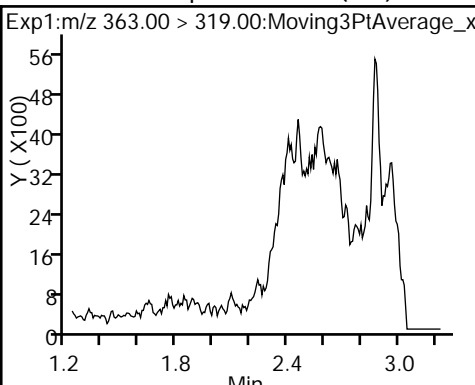
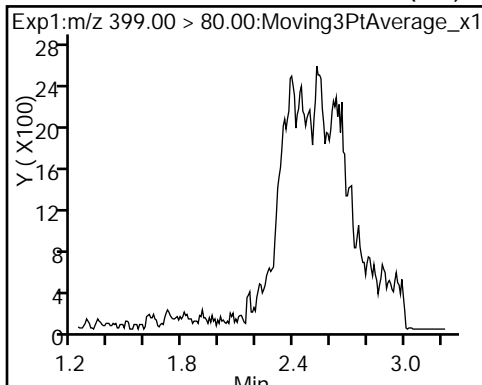
\$ 2 13C2 PFHxA



3 Perfluorohexanesulfonic acid (ND)

4 Perfluoroheptanoic acid (ND)

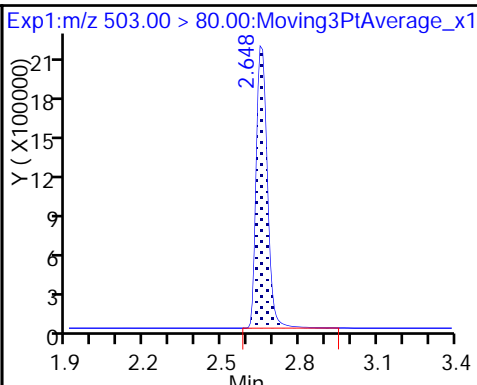
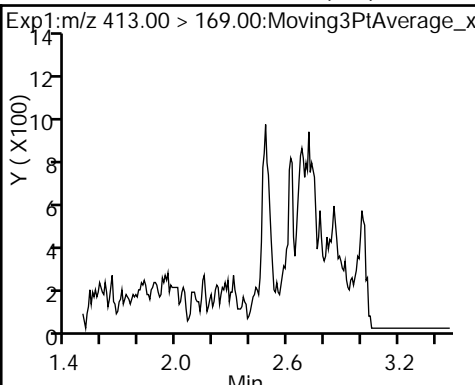
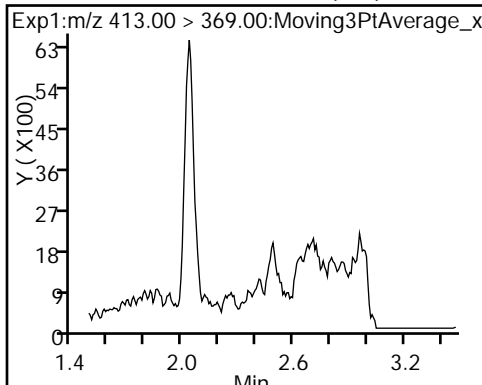
* 6 13C2-PFOA



5 Perfluorooctanoic acid (ND)

5 Perfluorooctanoic acid (ND)

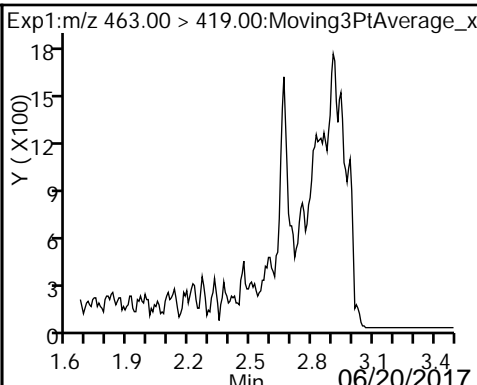
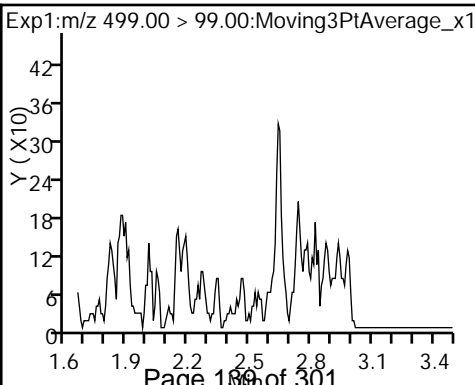
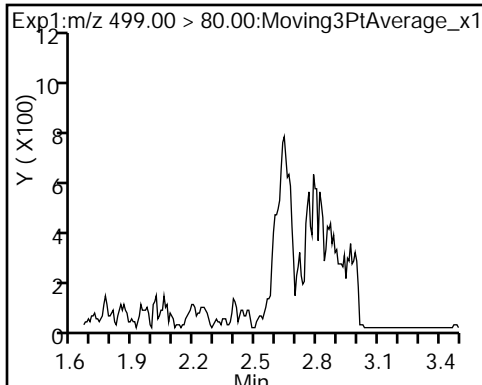
* 7 13C4 PFOS



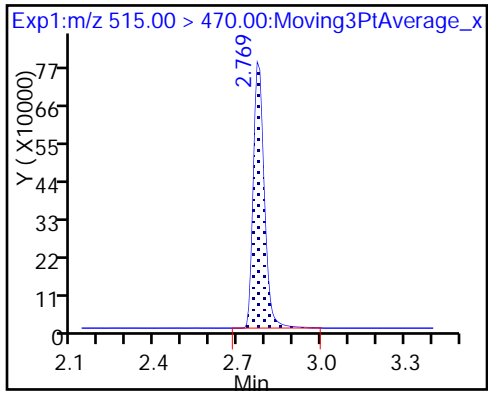
8 Perfluorooctane sulfonic acid (ND)

8 Perfluorooctane sulfonic acid (ND)

9 Perfluorononanoic acid (ND)



\$ 10 13C2 PFDA



TestAmerica Sacramento
Recovery Report

Data File: \\ChromNa\Sacramento\ChromData\A8_N\20170615-44305.b\2017.06.14_537B_039.d
 Lims ID: 320-28973-A-11-A
 Client ID: WI-AF-1FB54-0617
 Sample Type: Client
 Inject. Date: 14-Jun-2017 23:51:12 ALS Bottle#: 31 Worklist Smp#: 19
 Injection Vol: 2.0 ul Dil. Factor: 1.0000
 Sample Info: 320-28973-a-11-
 Misc. Info.: Plate: 1 Rack: 2
 Operator ID: SACINSTLCMS01 Instrument ID: A8_N
 Method: \\ChromNa\Sacramento\ChromData\A8_N\20170615-44305.b\537_A8_N.m
 Limit Group: LC 537 ICAL
 Last Update: 15-Jun-2017 15:10:56 Calib Date: 14-Jun-2017 20:37:33
 Integrator: Picker
 Quant Method: Internal Standard Quant By: Initial Calibration
 Last ICal File: \\ChromNA\Sacramento\ChromData\A8_N\20170615-44302.b\2017.06.14537iCAL_009.d

Column 1 : Det: EXP1
 Process Host: XAWRK006

Compound	Amount Added	Amount Recovered	% Rec.
\$ 2 13C2 PFHxA	10.0	8.77	87.68
\$ 10 13C2 PFDA	10.0	8.40	83.97

FORM VI
LCMS BY INTERNAL STANDARD - INITIAL CALIBRATION DATA
CURVE EVALUATION

Lab Name: TestAmerica Sacramento Job No.: 320-28973-1 Analy Batch No.: 169402

SDG No.: _____

Instrument ID: A8_N GC Column: GeminiC18 3 ID: 3(mm) Heated Purge: (Y/N) N

Calibration Start Date: 06/14/2017 20:15 Calibration End Date: 06/14/2017 20:37 Calibration ID: 31718

Calibration Files:

LEVEL:	LAB SAMPLE ID:	LAB FILE ID:
Level 1	IC 320-169402/4	2017.06.14537iCAL_004.d
Level 2	IC 320-169402/5	2017.06.14537iCAL_005.d
Level 3	IC 320-169402/6	2017.06.14537iCAL_006.d
Level 4	IC 320-169402/7	2017.06.14537iCAL_007.d
Level 5	IC 320-169402/8	2017.06.14537iCAL_008.d
Level 6	IC 320-169402/9	2017.06.14537iCAL_009.d

ANALYTE	RRF					CURVE TYPE	COEFFICIENT			#	MIN RRF	%RSD	#	MAX %RSD	R ² OR COD	#	MIN R ² OR COD
	LVL 1 LVL 6	LVL 2	LVL 3	LVL 4	LVL 5		B	M1	M2								
Perfluorobutanesulfonic acid (PFBS)	1.0560 0.9495	1.1246	1.0945	1.0607	1.0553	Ave		1.0568			5.6		30.0				
Perfluorohexanesulfonic acid	1.2861 1.4332	1.3780	1.3884	1.4697	1.4568	Ave		1.4020			4.8		30.0				
Perfluoroheptanoic acid	0.9197 0.9491	1.0115	0.9862	0.9851	0.9967	Ave		0.9747			3.5		30.0				
Perfluorooctanoic acid (PFOA)	0.8148 0.8713	0.9036	0.8893	0.9008	0.9136	Ave		0.8822			4.1		30.0				
Perfluorooctanesulfonic acid (PFOS)	0.9634 1.0579	0.9968	0.9929	1.0481	1.0692	Ave		1.0214			4.2		30.0				
Perfluorononanoic acid	0.7683 0.7494	0.8281	0.7945	0.7863	0.7700	Ave		0.7828			3.5		30.0				
13C2 PFHxA	1.0957 1.1286	1.1702	1.1089	1.1529	1.1561	Ave		1.1354			2.6		30.0				
13C2 PFDA	0.7443 0.7591	0.7804	0.7592	0.7764	0.7721	Ave		0.7652			1.8		30.0				

Note: The M1 coefficient is the same as Ave RRF for an Ave curve type.

FORM VI
LCMS BY INTERNAL STANDARD - INITIAL CALIBRATION DATA
RESPONSE AND CONCENTRATION

Lab Name: TestAmerica Sacramento Job No.: 320-28973-1 Analy Batch No.: 169402

SDG No.: _____

Instrument ID: A8_N GC Column: GeminiC18 3 ID: 3(mm) Heated Purge: (Y/N) N

Calibration Start Date: 06/14/2017 20:15 Calibration End Date: 06/14/2017 20:37 Calibration ID: 31718

Calibration Files:

LEVEL:	LAB SAMPLE ID:	LAB FILE ID:
Level 1	IC 320-169402/4	2017.06.14537iCAL_004.d
Level 2	IC 320-169402/5	2017.06.14537iCAL_005.d
Level 3	IC 320-169402/6	2017.06.14537iCAL_006.d
Level 4	IC 320-169402/7	2017.06.14537iCAL_007.d
Level 5	IC 320-169402/8	2017.06.14537iCAL_008.d
Level 6	IC 320-169402/9	2017.06.14537iCAL_009.d

ANALYTE	IS REF	CURVE TYPE	RESPONSE					CONCENTRATION (NG/ML)				
			LVL 1 LVL 6	LVL 2	LVL 3	LVL 4	LVL 5	LVL 1 LVL 6	LVL 2	LVL 3	LVL 4	LVL 5
Perfluorobutanesulfonic acid (PFBS)	PFOS	Ave	2450254 34411114	4645148	10343868	21750719	25352664	8.83 176	21.2	44.4	89.4	133
Perfluorohexanesulfonic acid	PFOS	Ave	1015368 17674018	1936833	4464801	10254870	11908737	3.01 59.7	7.21	15.1	30.4	45.1
Perfluoroheptanoic acid	13PF OA	Ave	338843 5926916	631780	1412872	3231744	4044793	0.990 19.7	2.38	4.97	10.0	14.9
Perfluorooctanoic acid (PFOA)	13PF OA	Ave	605839 10982077	1139072	2571095	5964103	7482054	2.00 39.7	4.80	10.0	20.2	30.0
Perfluorooctanesulfonic acid (PFOS)	PFOS	Ave	1012912 17372758	1865724	4252097	9739209	11639190	4.00 79.6	9.61	20.1	40.5	60.0
Perfluorononanoic acid	13PF OA	Ave	550729 9104724	1006194	2214307	5018232	6078890	1.93 38.3	4.62	9.68	19.5	28.9
13C2 PFHxA	13PF OA	Ave	4077703 3581920	3076312	3193286	3773258	3159337	10.0 10.0	10.0	10.0	10.0	10.0
13C2 PFDA	13PF OA	Ave	2769908 2409283	2051607	2186251	2541069	2109866	10.0 10.0	10.0	10.0	10.0	10.0

Curve Type Legend:

Ave = Average ISTD

FORM VI
 LCMS BY INTERNAL STANDARD - INITIAL CALIBRATION DATA
 READBACK PERCENT ERROR

Lab Name: TestAmerica Sacramento Job No.: 320-28973-1 Analy Batch No.: 169402

SDG No.: _____

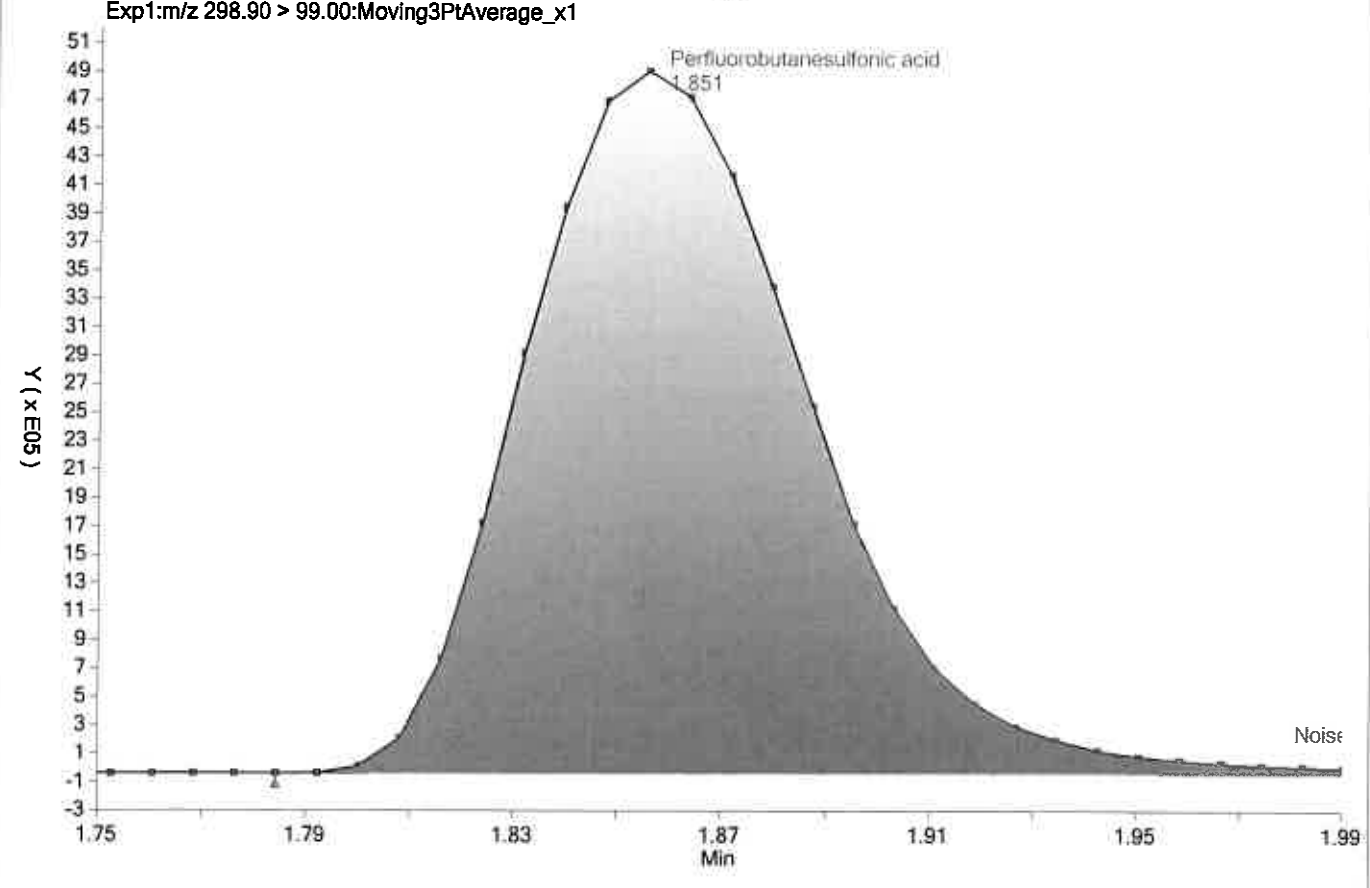
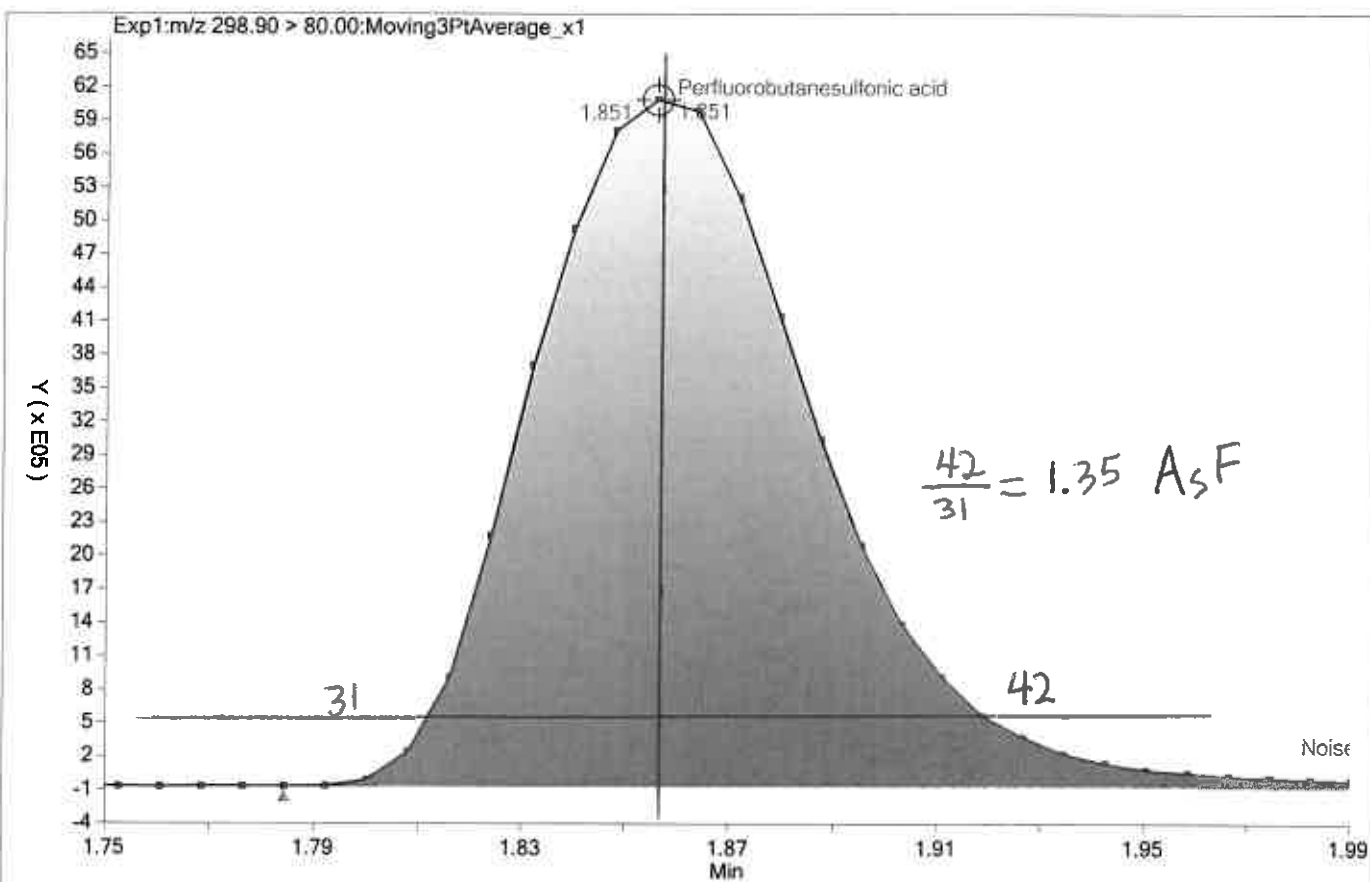
Instrument ID: A8_N GC Column: GeminiC18 3 ID: 3(mm) Heated Purge: (Y/N) N

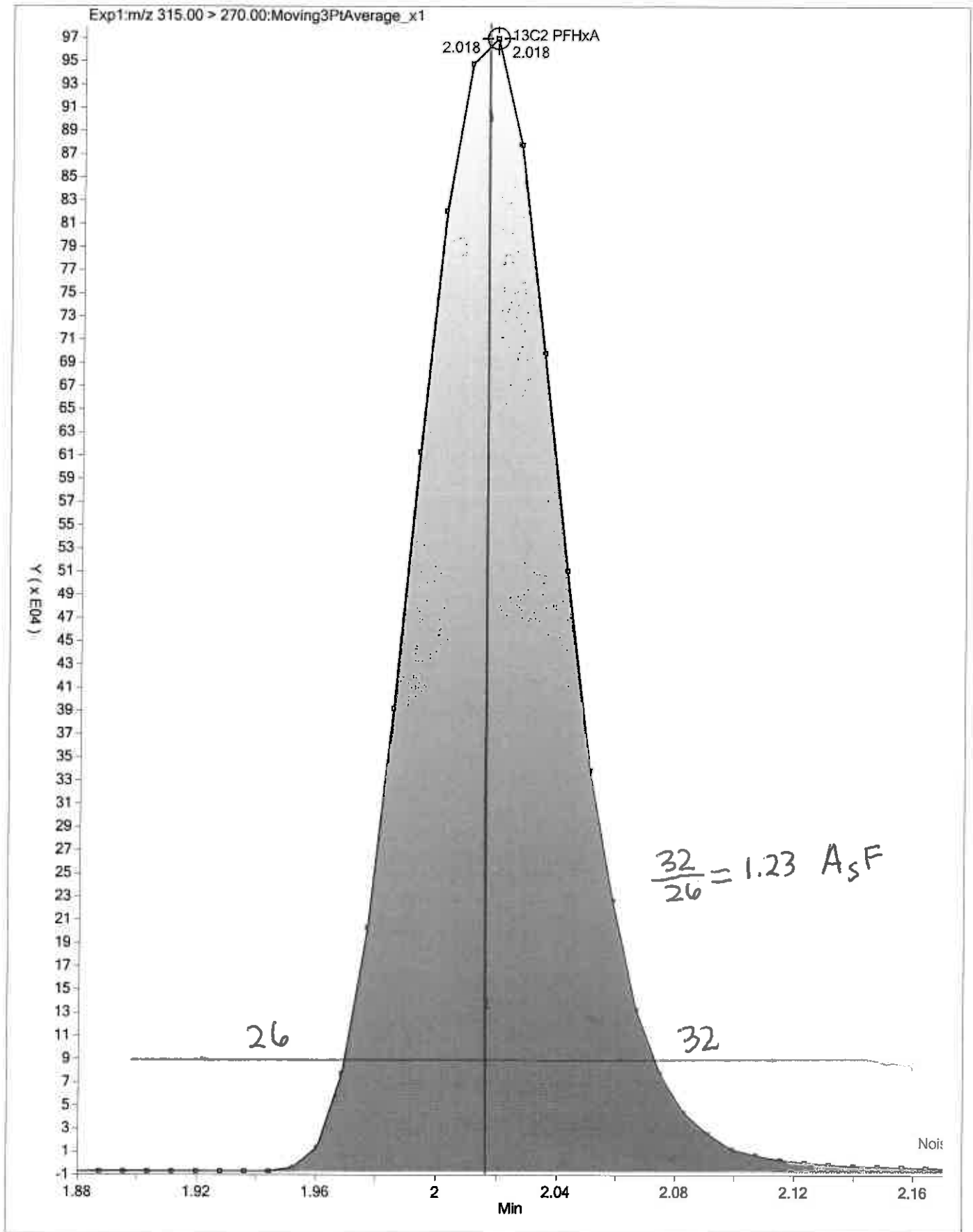
Calibration Start Date: 06/14/2017 20:15 Calibration End Date: 06/14/2017 20:37 Calibration ID: 31718

Calibration Files:

LEVEL:	LAB SAMPLE ID:	LAB FILE ID:
Level 1	IC 320-169402/4	2017.06.14537iCAL_004.d
Level 2	IC 320-169402/5	2017.06.14537iCAL_005.d
Level 3	IC 320-169402/6	2017.06.14537iCAL_006.d
Level 4	IC 320-169402/7	2017.06.14537iCAL_007.d
Level 5	IC 320-169402/8	2017.06.14537iCAL_008.d
Level 6	IC 320-169402/9	2017.06.14537iCAL_009.d

ANALYTE	PERCENT ERROR						PERCENT ERROR LIMIT					
	LVL 1 #	LVL 2 #	LVL 3 #	LVL 4 #	LVL 5 #	LVL 6 #	LVL 1	LVL 2	LVL 3	LVL 4	LVL 5	LVL 6
Perfluorobutanesulfonic acid (PFBS)	-0.1	6.4	3.6	0.4	-0.1	-10.1	50	50	50	50	50	50
Perfluorohexanesulfonic acid	-8.3	-1.7	-1.0	4.8	3.9	2.2	50	50	50	50	50	50
Perfluoroheptanoic acid	-5.6	3.8	1.2	1.1	2.3	-2.6	50	50	50	50	50	50
Perfluorooctanoic acid (PFOA)	-7.6	2.4	0.8	2.1	3.6	-1.2	50	50	50	50	50	50
Perfluorooctanesulfonic acid (PFOS)	-5.7	-2.4	-2.8	2.6	4.7	3.6	50	50	50	50	50	50
Perfluorononanoic acid	-1.8	5.8	1.5	0.4	-1.6	-4.3	50	50	50	50	50	50
13C2 PFHxA	-3.5	3.1	-2.3	1.5	1.8	-0.6	30	30	30	30	30	30
13C2 PFDA	-2.7	2.0	-0.8	1.5	0.9	-0.8	30	30	30	30	30	30





TestAmerica Sacramento
Target Compound Quantitation Report

Data File: \\ChromNa\Sacramento\ChromData\A8_N\20170615-44302.b\2017.06.14537iCAL_004.d
 Lims ID: IC L1
 Client ID:
 Sample Type: IC Calib Level: 1
 Inject. Date: 14-Jun-2017 20:15:36 ALS Bottle#: 1 Worklist Smp#: 4
 Injection Vol: 2.0 ul Dil. Factor: 1.0000
 Sample Info: L1_537
 Misc. Info.: Plate: 1 Rack: 1
 Operator ID: SACINSTLCMS01 Instrument ID: A8_N
 Sublist: chrom-537_A8_N*sub1
 Method: \\ChromNa\Sacramento\ChromData\A8_N\20170615-44302.b\537_A8_N.m
 Limit Group: LC 537 ICAL
 Last Update: 15-Jun-2017 14:05:07 Calib Date: 14-Jun-2017 20:37:33
 Integrator: Picker
 Quant Method: Internal Standard Quant By: Initial Calibration
 Last ICal File: \\ChromNA\Sacramento\ChromData\A8_N\20170615-44302.b\2017.06.14537iCAL_009.d

Column 1 : Det: EXP1
 Process Host: XAWRK006

First Level Reviewer: barnettj Date: 15-Jun-2017 13:45:39

Signal	RT	EXP RT	DLT RT	REL RT	Response	Amount ng/ml	Ratio(Limits)	S/N	Flags
1 Perfluorobutanesulfonic acid									
298.90 > 80.00	1.859	1.855	0.004	1.000	2450254	8.83		712	
298.90 > 99.00	1.859	1.855	0.004	1.000	1961273		1.25(0.00-0.00)	742	
\$ 2 13C2 PFHxA									
315.00 > 270.00	2.026	2.018	0.008	1.000	4077703	9.65		7165	
3 Perfluorohexanesulfonic acid									
399.00 > 80.00	2.231	2.226	0.005	1.000	1015368	2.76		420	
4 Perfluoroheptanoic acid									
363.00 > 319.00	2.238	2.232	0.006	1.000	338843	0.9341		71.6	
* 6 13C2-PFOA									
415.00 > 370.00	2.489	2.482	0.007		3721572	10.0		9450	
5 Perfluorooctanoic acid									
413.00 > 369.00	2.489	2.485	0.004	1.000	605839	1.85		130	
413.00 > 169.00	2.489	2.485	0.004	1.000	350825		1.73(0.00-0.00)	464	
* 7 13C4 PFOS									
503.00 > 80.00	2.648	2.645	0.003		7532553	28.7		19225	
8 Perfluorooctane sulfonic acid									
499.00 > 80.00	2.648	2.648	0.0	1.000	1012912	3.78		5931	
499.00 > 99.00	2.648	2.648	0.0	1.000	233363		4.34(0.00-0.00)	1274	
9 Perfluorononanoic acid									
463.00 > 419.00	2.663	2.658	0.005	1.000	550729	1.89		507	
\$ 10 13C2 PFDA									
515.00 > 470.00	2.777	2.771	0.006	1.000	2769908	9.73		12044	

Reagents:

LC537-L1_00018

Amount Added: 1.00

Units: mL

Data File: \\ChromNa\Sacramento\ChromData\A8_N\20170615-44302.b\2017.06.14537iCAL_004.d

Injection Date: 14-Jun-2017 20:15:36

Instrument ID: A8_N

Lims ID: IC L1

Client ID:

Operator ID: SACINSTLCMS01

ALS Bottle#: 1

Worklist Smp#: 4

Injection Vol: 2.0 ul

Dil. Factor: 1.0000

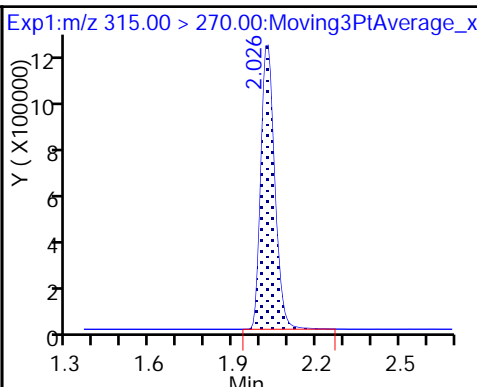
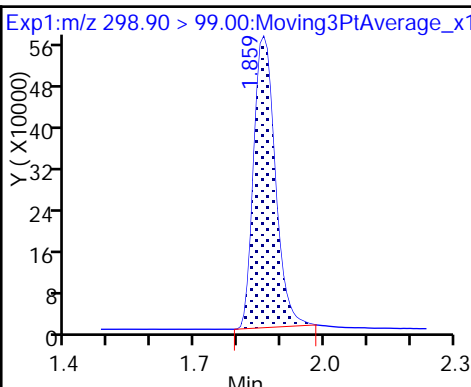
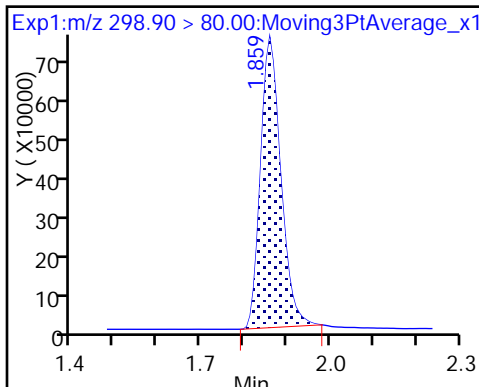
Method: 537_A8_N

Limit Group: LC 537 ICAL

1 Perfluorobutanesulfonic acid

1 Perfluorobutanesulfonic acid

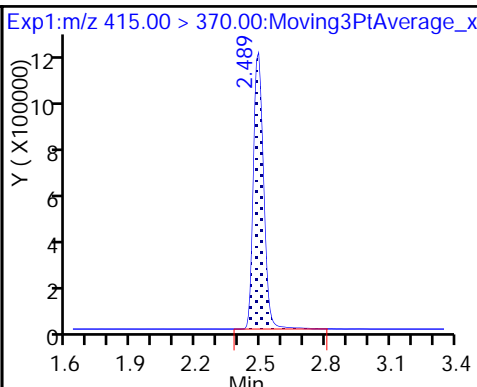
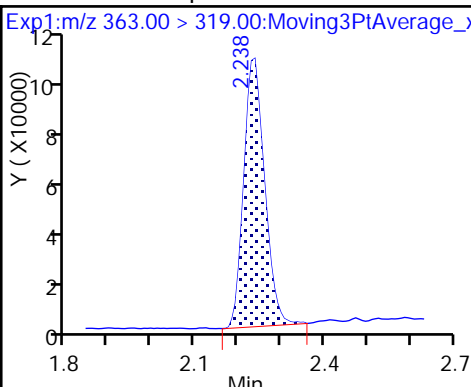
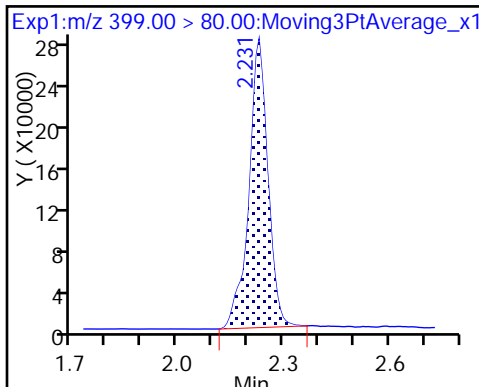
\$ 2 13C2 PFHxA



3 Perfluorohexanesulfonic acid

4 Perfluoroheptanoic acid

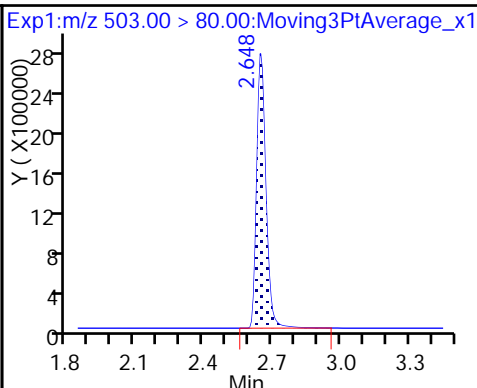
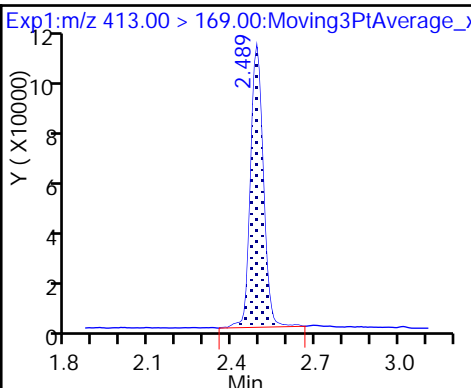
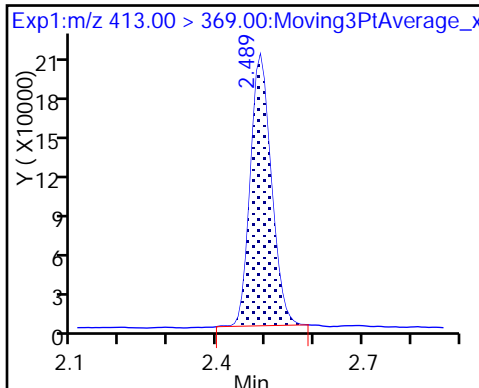
* 6 13C2-PFOA



5 Perfluorooctanoic acid

5 Perfluorooctanoic acid

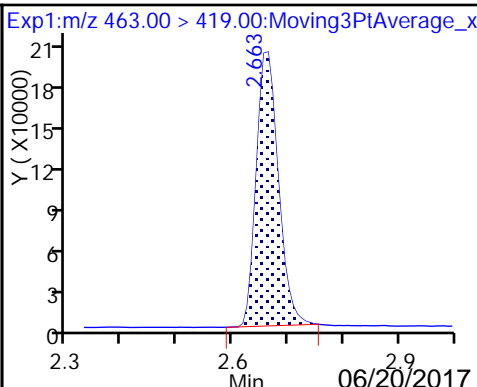
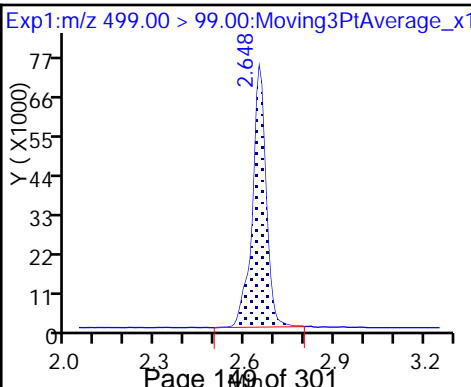
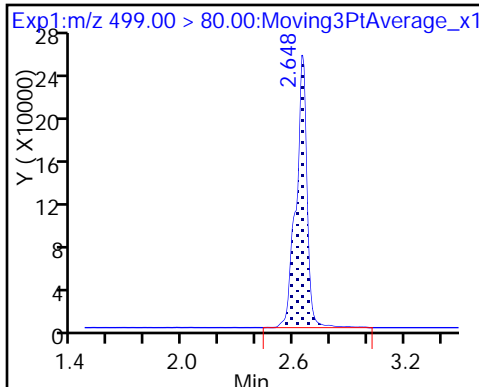
* 7 13C4 PFOS



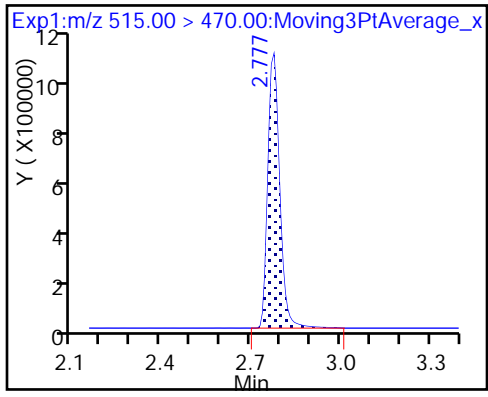
8 Perfluorooctane sulfonic acid

8 Perfluorooctane sulfonic acid

9 Perfluorononanoic acid



\$ 10 13C2 PFDA



TestAmerica Sacramento
Target Compound Quantitation Report

Data File: \\ChromNa\Sacramento\ChromData\A8_N\20170615-44302.b\2017.06.14537iCAL_005.d
 Lims ID: IC L2
 Client ID:
 Sample Type: IC Calib Level: 2
 Inject. Date: 14-Jun-2017 20:19:59 ALS Bottle#: 2 Worklist Smp#: 5
 Injection Vol: 2.0 ul Dil. Factor: 1.0000
 Sample Info: L2_537
 Misc. Info.: Plate: 1 Rack: 1
 Operator ID: SACINSTLCMS01 Instrument ID: A8_N
 Sublist: chrom-537_A8_N*sub1
 Method: \\ChromNa\Sacramento\ChromData\A8_N\20170615-44302.b\537_A8_N.m
 Limit Group: LC 537 ICAL
 Last Update: 15-Jun-2017 14:05:08 Calib Date: 14-Jun-2017 20:37:33
 Integrator: Picker
 Quant Method: Internal Standard Quant By: Initial Calibration
 Last ICal File: \\ChromNA\Sacramento\ChromData\A8_N\20170615-44302.b\2017.06.14537iCAL_009.d

Column 1 : Det: EXP1
 Process Host: XAWRK006

First Level Reviewer: barnettj Date: 15-Jun-2017 13:46:39

Signal	RT	EXP RT	DLT RT	REL RT	Response	Amount ng/ml	Ratio(Limits)	S/N	Flags
1 Perfluorobutanesulfonic acid									
298.90 > 80.00	1.859	1.855	0.004	1.000	4645148	22.6		1150	
298.90 > 99.00	1.859	1.855	0.004	1.000	3593699		1.29(0.00-0.00)	1260	
\$ 2 13C2 PFHxA									
315.00 > 270.00	2.018	2.018	0.0	1.000	3076312	10.3		6090	
3 Perfluorohexanesulfonic acid									
399.00 > 80.00	2.231	2.226	0.005	1.000	1936833	7.09		754	
4 Perfluoroheptanoic acid									
363.00 > 319.00	2.231	2.232	-0.001	1.000	631780	2.47		135	
* 6 13C2-PFOA									
415.00 > 370.00	2.489	2.482	0.007		2628795	10.0		4829	
5 Perfluorooctanoic acid									
413.00 > 369.00	2.489	2.485	0.004	1.000	1139072	4.91		240	
413.00 > 169.00	2.481	2.485	-0.004	0.997	655611		1.74(0.00-0.00)	824	
* 7 13C4 PFOS									
503.00 > 80.00	2.648	2.645	0.003		5587352	28.7		13442	
8 Perfluorooctane sulfonic acid									
499.00 > 80.00	2.648	2.648	0.0	1.000	1865724	9.38		8120	
499.00 > 99.00	2.648	2.648	0.0	1.000	435829		4.28(0.00-0.00)	2087	
9 Perfluorononanoic acid									
463.00 > 419.00	2.655	2.658	-0.003	1.000	1006194	4.89		873	
\$ 10 13C2 PFDA									
515.00 > 470.00	2.769	2.771	-0.002	1.000	2051607	10.2		6753	

Reagents:

LC537-L2_00018

Amount Added: 1.00

Units: mL

TestAmerica Sacramento

Data File: \\ChromNa\Sacramento\ChromData\A8_N\20170615-44302.b\2017.06.14537iCAL_005.d

Injection Date: 14-Jun-2017 20:19:59

Instrument ID: A8_N

Lims ID: IC L2

Client ID:

Operator ID: SACINSTLCMS01

ALS Bottle#: 2

Worklist Smp#: 5

Injection Vol: 2.0 ul

Dil. Factor: 1.0000

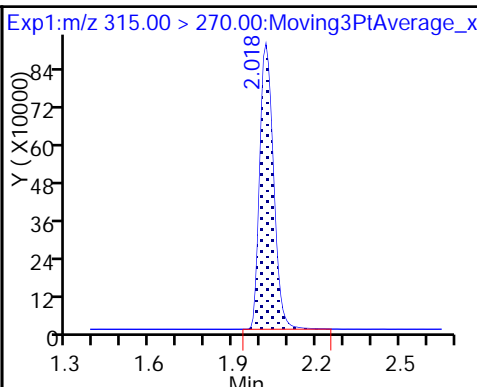
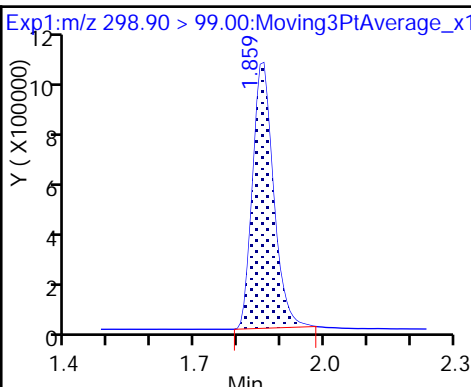
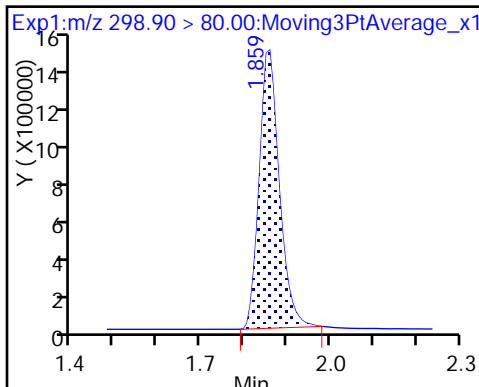
Method: 537_A8_N

Limit Group: LC 537 ICAL

1 Perfluorobutanesulfonic acid

1 Perfluorobutanesulfonic acid

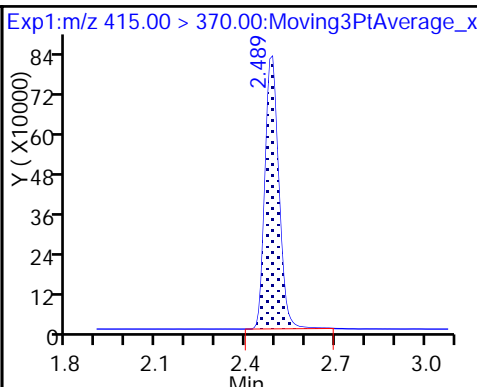
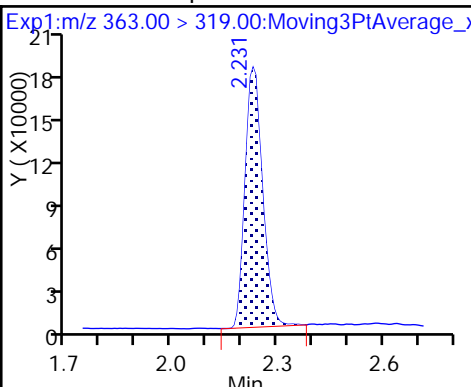
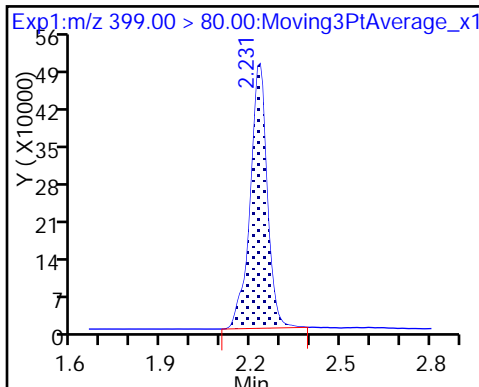
\$ 2 13C2 PFHxA



3 Perfluorohexanesulfonic acid

4 Perfluoroheptanoic acid

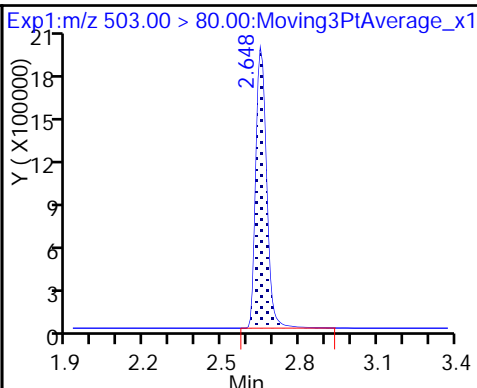
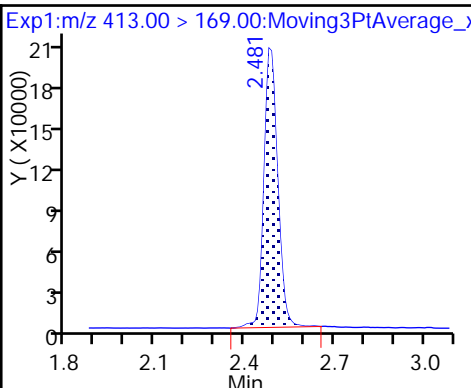
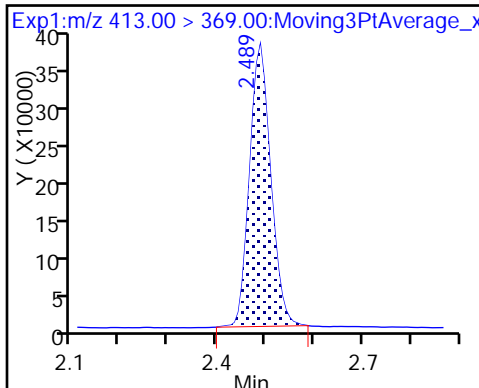
* 6 13C2-PFOA



5 Perfluorooctanoic acid

5 Perfluorooctanoic acid

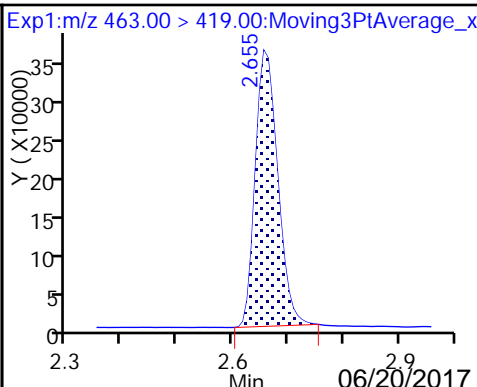
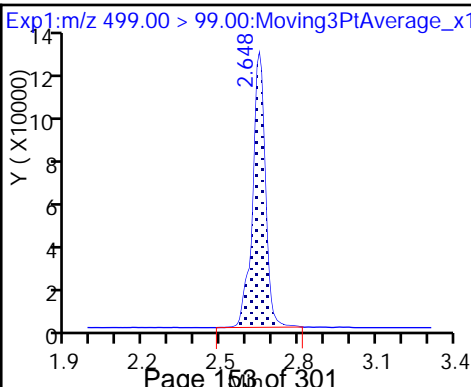
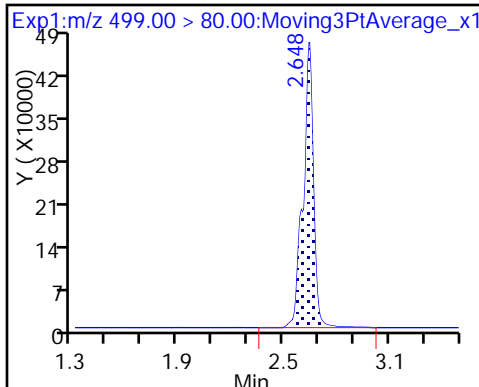
* 7 13C4 PFOS



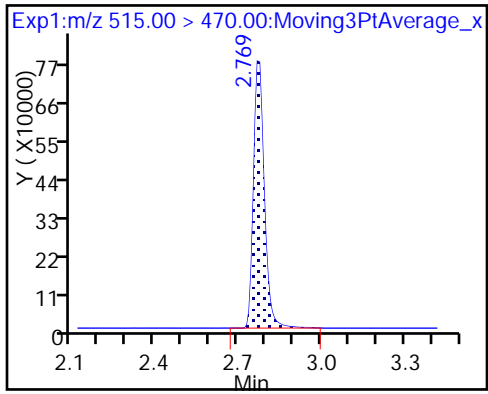
8 Perfluorooctane sulfonic acid

8 Perfluorooctane sulfonic acid

9 Perfluorononanoic acid



\$ 10 13C2 PFDA



TestAmerica Sacramento
Target Compound Quantitation Report

Data File: \\ChromNa\Sacramento\ChromData\A8_N\20170615-44302.b\2017.06.14537iCAL_006.d
 Lims ID: IC L3
 Client ID:
 Sample Type: IC Calib Level: 3
 Inject. Date: 14-Jun-2017 20:24:24 ALS Bottle#: 3 Worklist Smp#: 6
 Injection Vol: 2.0 ul Dil. Factor: 1.0000
 Sample Info: L3_537
 Misc. Info.: Plate: 1 Rack: 1
 Operator ID: SACINSTLCMS01 Instrument ID: A8_N
 Sublist: chrom-537_A8_N*sub1
 Method: \\ChromNa\Sacramento\ChromData\A8_N\20170615-44302.b\537_A8_N.m
 Limit Group: LC 537 ICAL
 Last Update: 15-Jun-2017 14:05:09 Calib Date: 14-Jun-2017 20:37:33
 Integrator: Picker
 Quant Method: Internal Standard Quant By: Initial Calibration
 Last ICal File: \\ChromNA\Sacramento\ChromData\A8_N\20170615-44302.b\2017.06.14537iCAL_009.d

Column 1 : Det: EXP1
 Process Host: XAWRK006

First Level Reviewer: barnettj Date: 15-Jun-2017 13:47:01

Signal	RT	EXP RT	DLT RT	REL RT	Response	Amount ng/ml	Ratio(Limits)	S/N	Flags
1 Perfluorobutanesulfonic acid									
298.90 > 80.00	1.851	1.855	-0.004	1.000	10343868	46.0		2441	
298.90 > 99.00	1.851	1.855	-0.004	1.000	8343652		1.24(0.00-0.00)	2343	
\$ 2 13C2 PFHxA									
315.00 > 270.00	2.011	2.018	-0.007	1.000	3193286	9.77		6537	
3 Perfluorohexanesulfonic acid									
399.00 > 80.00	2.223	2.226	-0.003	1.000	4464801	15.0		1354	
4 Perfluoroheptanoic acid									
363.00 > 319.00	2.231	2.232	-0.001	1.000	1412872	5.03		267	
* 6 13C2-PFOA									
415.00 > 370.00	2.473	2.482	-0.009		2879792	10.0		5331	
5 Perfluorooctanoic acid									
413.00 > 369.00	2.481	2.485	-0.004	1.000	2571095	10.1		492	
413.00 > 169.00	2.481	2.485	-0.004	1.000	1437450		1.79(0.00-0.00)	1651	
* 7 13C4 PFOS									
503.00 > 80.00	2.640	2.645	-0.005		6105566	28.7		14248	
8 Perfluorooctane sulfonic acid									
499.00 > 80.00	2.640	2.648	-0.008	1.000	4252097	19.6		15610	
499.00 > 99.00	2.640	2.648	-0.008	1.000	950886		4.47(0.00-0.00)	3472	
9 Perfluorononanoic acid									
463.00 > 419.00	2.655	2.658	-0.003	1.000	2214307	9.82		1620	
\$ 10 13C2 PFDA									
515.00 > 470.00	2.769	2.771	-0.002	1.000	2186251	9.92		7037	

Reagents:

LC537-L3_00020

Amount Added: 1.00

Units: mL

TestAmerica Sacramento

Data File: \\ChromNa\Sacramento\ChromData\A8_N\20170615-44302.b\2017.06.14537iCAL_006.d

Injection Date: 14-Jun-2017 20:24:24

Instrument ID: A8_N

Lims ID: IC L3

Client ID:

Operator ID: SACINSTLCMS01

ALS Bottle#: 3

Worklist Smp#: 6

Injection Vol: 2.0 ul

Dil. Factor: 1.0000

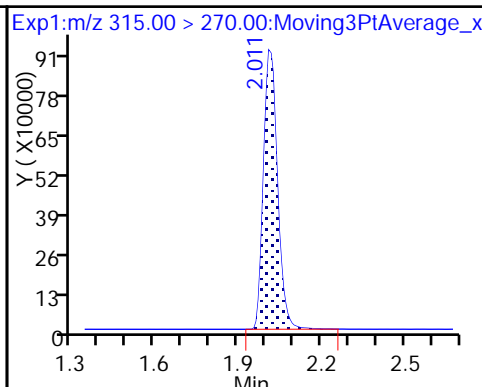
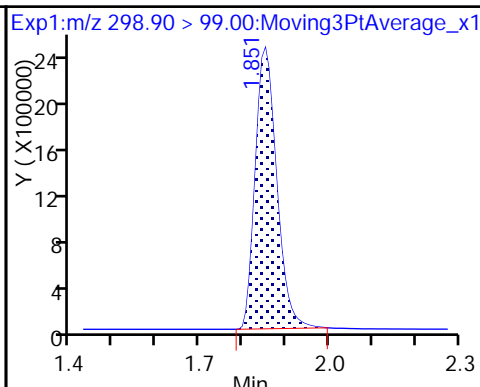
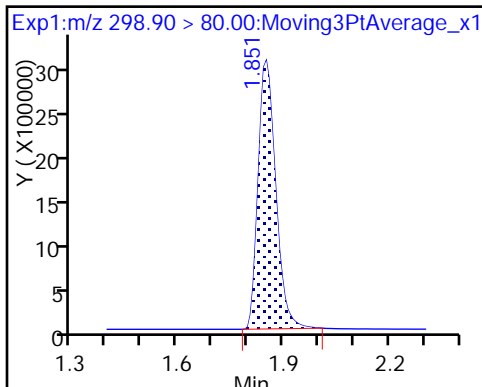
Method: 537_A8_N

Limit Group: LC 537 ICAL

1 Perfluorobutanesulfonic acid

1 Perfluorobutanesulfonic acid

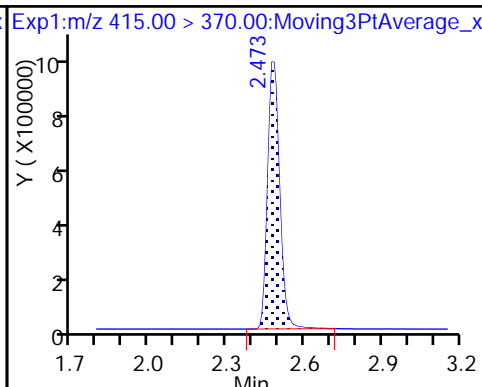
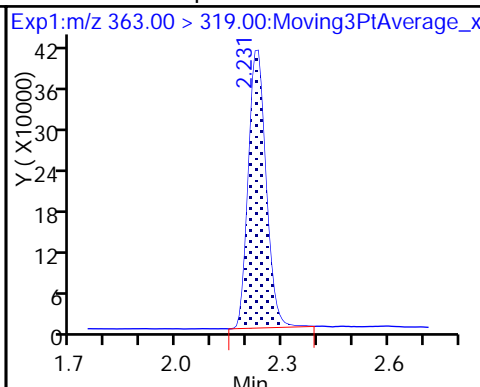
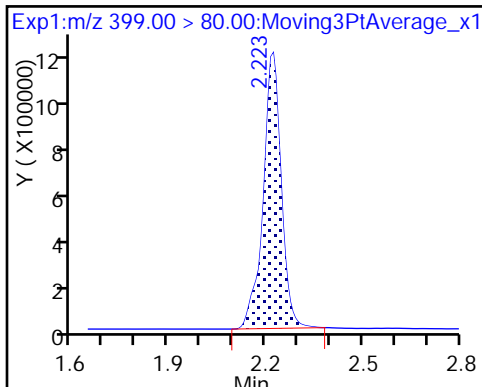
\$ 2 13C2 PFHxA



3 Perfluorohexanesulfonic acid

4 Perfluoroheptanoic acid

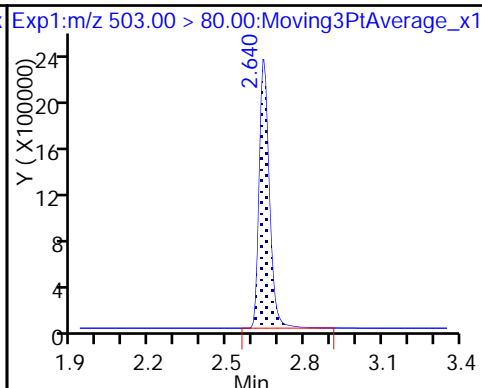
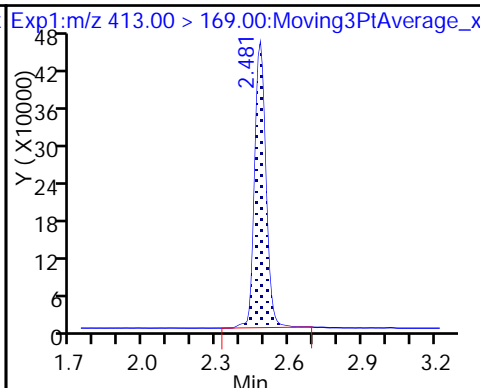
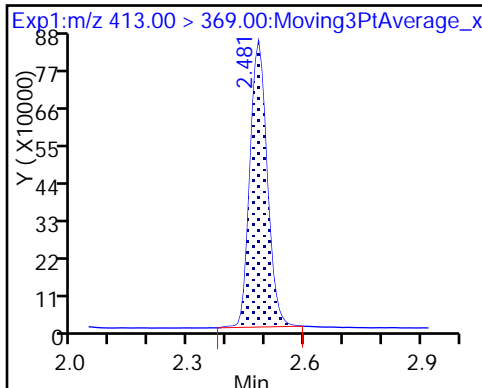
* 6 13C2-PFOA



5 Perfluorooctanoic acid

5 Perfluorooctanoic acid

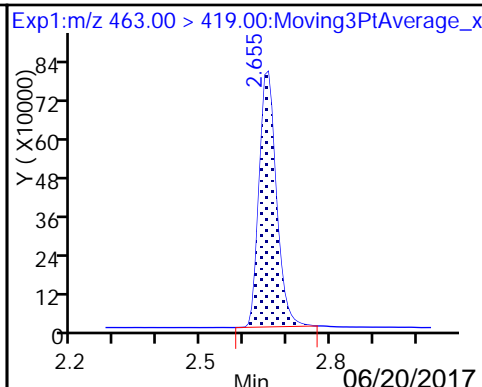
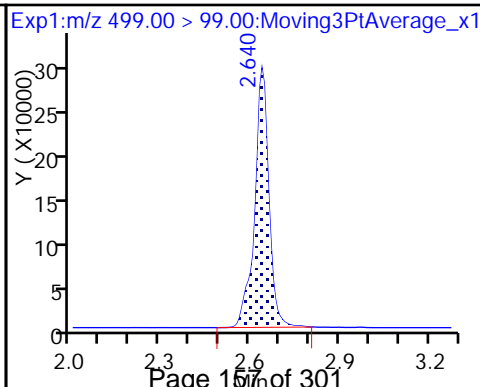
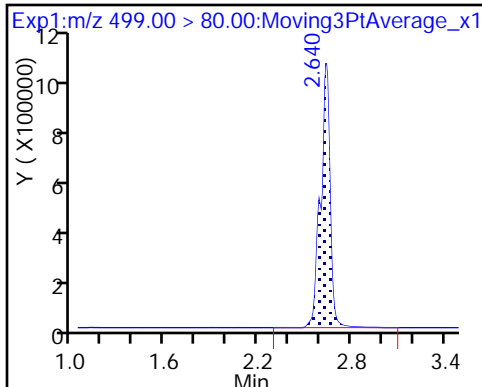
* 7 13C4 PFOS



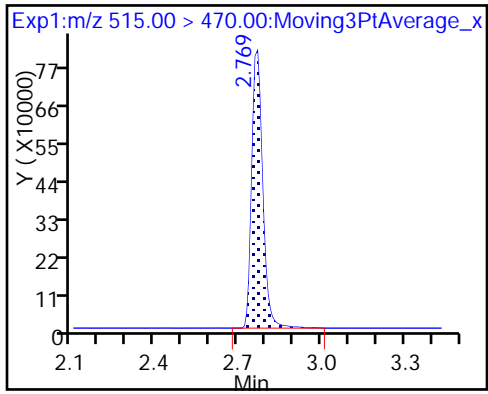
8 Perfluorooctane sulfonic acid

8 Perfluorooctane sulfonic acid

9 Perfluorononanoic acid



\$ 10 13C2 PFDA



TestAmerica Sacramento
Target Compound Quantitation Report

Data File: \\ChromNa\Sacramento\ChromData\A8_N\20170615-44302.b\2017.06.14537iCAL_007.d
 Lims ID: IC L4
 Client ID:
 Sample Type: ICISAV Calib Level: 4
 Inject. Date: 14-Jun-2017 20:28:46 ALS Bottle#: 4 Worklist Smp#: 7
 Injection Vol: 2.0 ul Dil. Factor: 1.0000
 Sample Info: L4_537
 Misc. Info.: Plate: 1 Rack: 1
 Operator ID: SACINSTLCMS01 Instrument ID: A8_N
 Sublist: chrom-537_A8_N*sub1
 Method: \\ChromNa\Sacramento\ChromData\A8_N\20170615-44302.b\537_A8_N.m
 Limit Group: LC 537 ICAL
 Last Update: 15-Jun-2017 14:05:10 Calib Date: 14-Jun-2017 20:37:33
 Integrator: Picker
 Quant Method: Internal Standard Quant By: Initial Calibration
 Last ICal File: \\ChromNA\Sacramento\ChromData\A8_N\20170615-44302.b\2017.06.14537iCAL_009.d

Column 1 : Det: EXP1
 Process Host: XAWRK006

First Level Reviewer: barnettj Date: 15-Jun-2017 13:47:24

Signal	RT	EXP RT	DLT RT	REL RT	Response	Amount ng/ml	Ratio(Limits)	S/N	Flags
1 Perfluorobutanesulfonic acid									
298.90 > 80.00	1.859	1.855	0.004	1.000	21750719	89.8		3083	
298.90 > 99.00	1.859	1.855	0.004	1.000	17469112		1.25(0.00-0.00)	2952	
\$ 2 13C2 PFHxA									
315.00 > 270.00	2.018	2.018	0.0	1.000	3773258	10.2		6269	
3 Perfluorohexanesulfonic acid									
399.00 > 80.00	2.223	2.226	-0.003	1.000	10254870	31.9		2219	
4 Perfluoroheptanoic acid									
363.00 > 319.00	2.231	2.232	-0.001	1.000	3231744	10.1		554	
* 6 13C2-PFOA									
415.00 > 370.00	2.481	2.482	-0.001		3272902	10.0		5614	
5 Perfluorooctanoic acid									
413.00 > 369.00	2.489	2.485	0.004	1.000	5964103	20.7		1054	
413.00 > 169.00	2.489	2.485	0.004	1.000	3383706		1.76(0.00-0.00)	3473	
* 7 13C4 PFOS									
503.00 > 80.00	2.648	2.645	0.003		6574996	28.7		22649	
8 Perfluorooctane sulfonic acid									
499.00 > 80.00	2.648	2.648	0.0	1.000	9739209	41.6		21183	
499.00 > 99.00	2.648	2.648	0.0	1.000	2267382		4.30(0.00-0.00)	6832	
9 Perfluorononanoic acid									
463.00 > 419.00	2.663	2.658	0.005	1.000	5018232	19.6		2837	
\$ 10 13C2 PFDA									
515.00 > 470.00	2.769	2.771	-0.002	1.000	2541069	10.1		8164	

Reagents:

LC537-L4_00018

Amount Added: 1.00

Units: mL

Data File: \\ChromNa\Sacramento\ChromData\A8_N\20170615-44302.b\2017.06.14537iCAL_007.d

Injection Date: 14-Jun-2017 20:28:46

Instrument ID: A8_N

Lims ID: IC L4

Client ID:

Operator ID: SACINSTLCMS01

ALS Bottle#: 4

Worklist Smp#: 7

Injection Vol: 2.0 ul

Dil. Factor: 1.0000

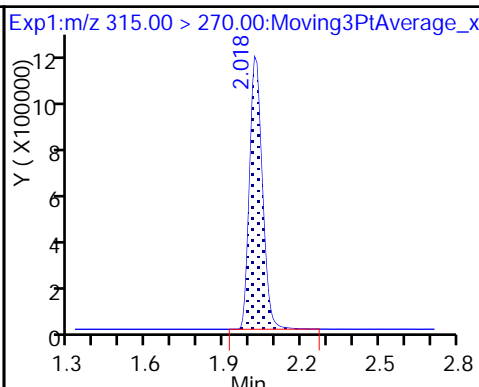
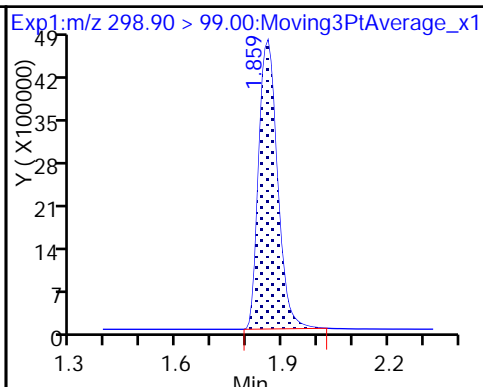
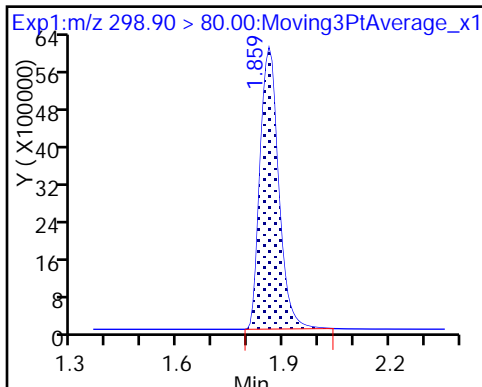
Method: 537_A8_N

Limit Group: LC 537 ICAL

1 Perfluorobutanesulfonic acid

1 Perfluorobutanesulfonic acid

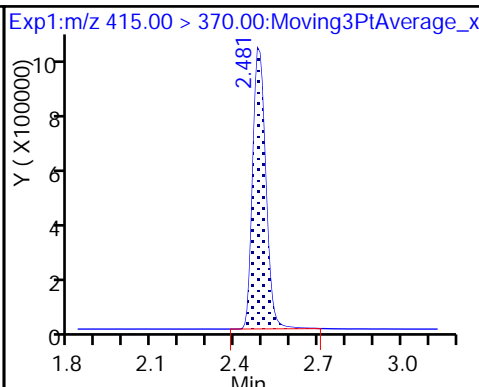
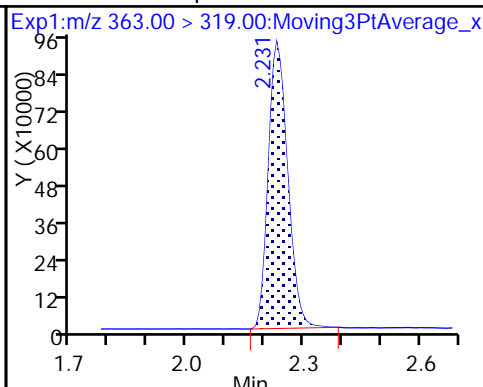
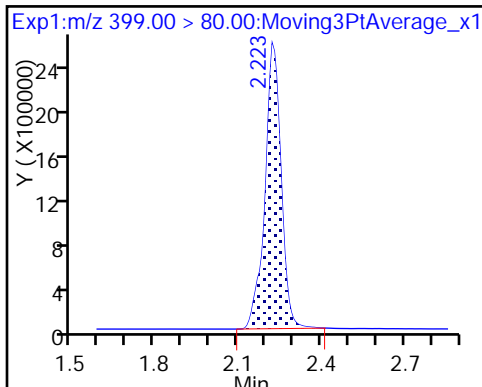
\$ 2 13C2 PFHxA



3 Perfluorohexanesulfonic acid

4 Perfluoroheptanoic acid

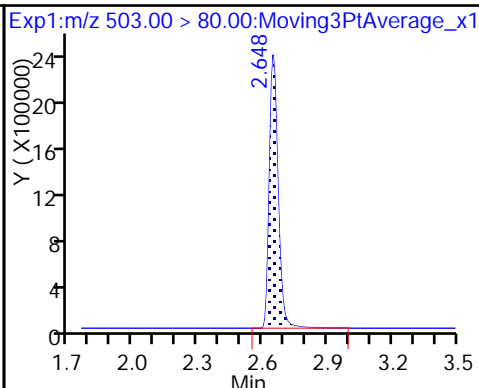
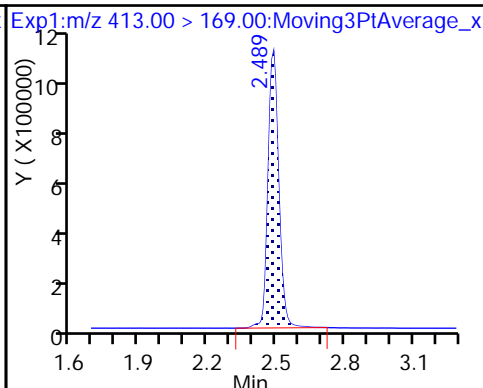
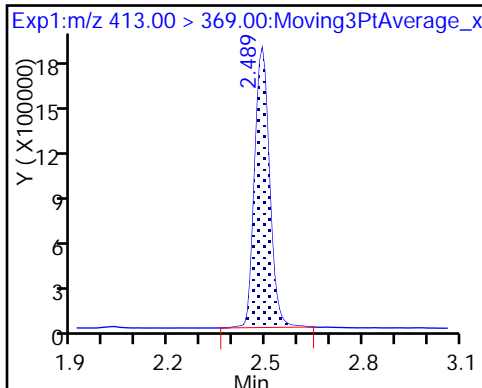
* 6 13C2-PFOA



5 Perfluorooctanoic acid

5 Perfluorooctanoic acid

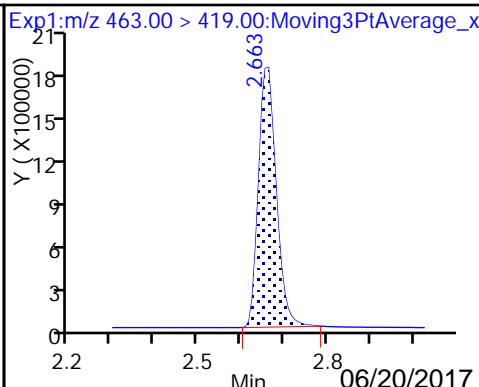
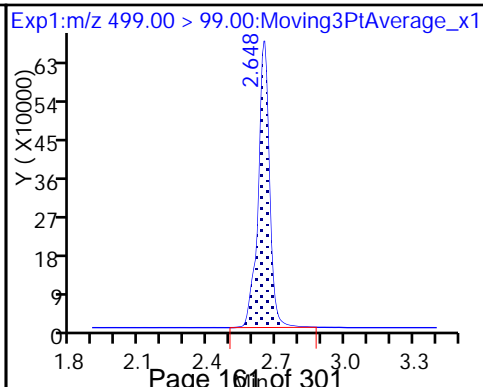
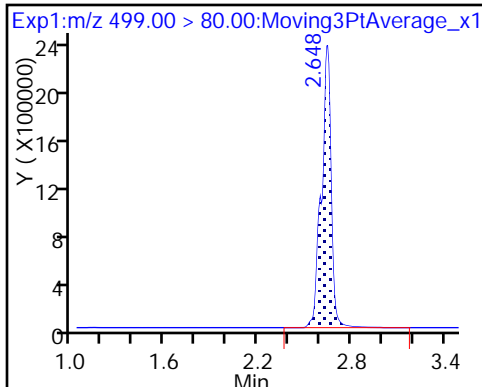
* 7 13C4 PFOS



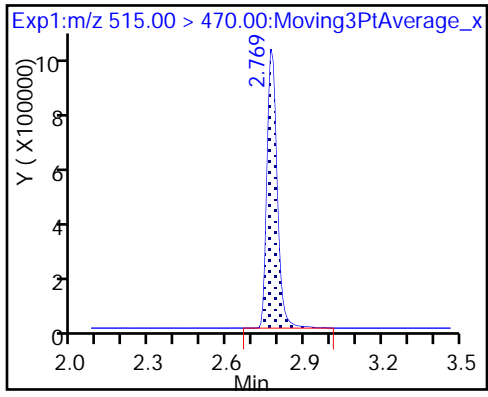
8 Perfluorooctane sulfonic acid

8 Perfluorooctane sulfonic acid

9 Perfluorononanoic acid



\$ 10 13C2 PFDA



TestAmerica Sacramento
Target Compound Quantitation Report

Data File: \\ChromNa\Sacramento\ChromData\A8_N\20170615-44302.b\2017.06.14537iCAL_008.d
 Lims ID: IC L5
 Client ID:
 Sample Type: IC Calib Level: 5
 Inject. Date: 14-Jun-2017 20:33:10 ALS Bottle#: 5 Worklist Smp#: 8
 Injection Vol: 2.0 ul Dil. Factor: 1.0000
 Sample Info: L5_537
 Misc. Info.: Plate: 1 Rack: 1
 Operator ID: SACINSTLCMS01 Instrument ID: A8_N
 Sublist: chrom-537_A8_N*sub1
 Method: \\ChromNa\Sacramento\ChromData\A8_N\20170615-44302.b\537_A8_N.m
 Limit Group: LC 537 ICAL
 Last Update: 15-Jun-2017 14:05:11 Calib Date: 14-Jun-2017 20:37:33
 Integrator: Picker
 Quant Method: Internal Standard Quant By: Initial Calibration
 Last ICal File: \\ChromNA\Sacramento\ChromData\A8_N\20170615-44302.b\2017.06.14537iCAL_009.d

Column 1 : Det: EXP1
 Process Host: XAWRK006

First Level Reviewer: barnettj Date: 15-Jun-2017 13:44:51

Signal	RT	EXP RT	DLT RT	REL RT	Response	Amount ng/ml	Ratio(Limits)	S/N	Flags
1 Perfluorobutanesulfonic acid									
298.90 > 80.00	1.851	1.855	-0.004	1.000	25352664	132.3		3978	
298.90 > 99.00	1.851	1.855	-0.004	1.000	20277633		1.25(0.00-0.00)	3848	
\$ 2 13C2 PFHxA									
315.00 > 270.00	2.018	2.018	0.0	1.000	3159337	10.2		6733	
3 Perfluorohexanesulfonic acid									
399.00 > 80.00	2.223	2.226	-0.003	1.000	11908737	46.9		2612	
4 Perfluoroheptanoic acid									
363.00 > 319.00	2.231	2.232	-0.001	1.000	4044793	15.2		741	
* 6 13C2-PFOA									
415.00 > 370.00	2.481	2.482	-0.001		2732662	10.0		5892	
5 Perfluorooctanoic acid									
413.00 > 369.00	2.481	2.485	-0.004	1.000	7482054	31.0		1298	
413.00 > 169.00	2.481	2.485	-0.004	1.000	4289077		1.74(0.00-0.00)	4434	
* 7 13C4 PFOS									
503.00 > 80.00	2.640	2.645	-0.005		5199358	28.7		11285	
8 Perfluorooctane sulfonic acid									
499.00 > 80.00	2.640	2.648	-0.008	1.000	11639190	62.9		16463	
499.00 > 99.00	2.640	2.648	-0.008	1.000	2657746		4.38(0.00-0.00)	8453	
9 Perfluorononanoic acid									
463.00 > 419.00	2.655	2.658	-0.003	1.000	6078890	28.4		3131	
\$ 10 13C2 PFDA									
515.00 > 470.00	2.769	2.771	-0.002	1.000	2109866	10.1		5873	

Reagents:

LC537-L5_00021

Amount Added: 1.00

Units: mL

TestAmerica Sacramento

Data File: \\ChromNa\Sacramento\ChromData\A8_N\20170615-44302.b\2017.06.14537iCAL_008.d

Injection Date: 14-Jun-2017 20:33:10

Instrument ID: A8_N

Lims ID: IC L5

Client ID:

Operator ID: SACINSTLCMS01

ALS Bottle#: 5

Worklist Smp#: 8

Injection Vol: 2.0 ul

Dil. Factor: 1.0000

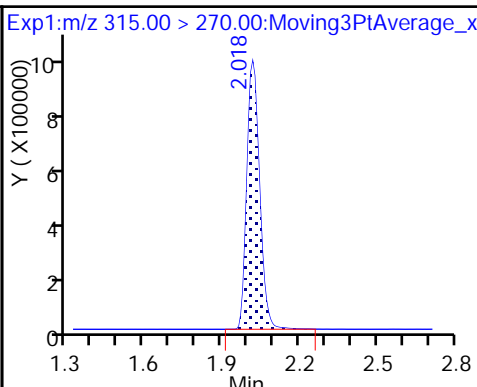
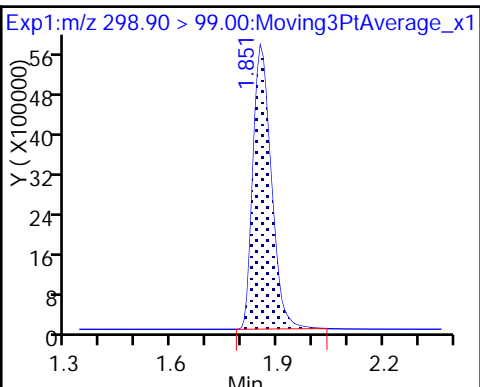
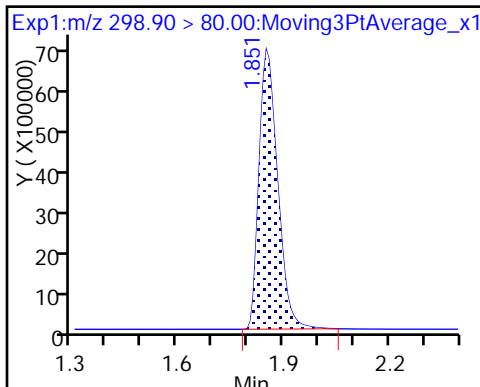
Method: 537_A8_N

Limit Group: LC 537 ICAL

1 Perfluorobutanesulfonic acid

1 Perfluorobutanesulfonic acid

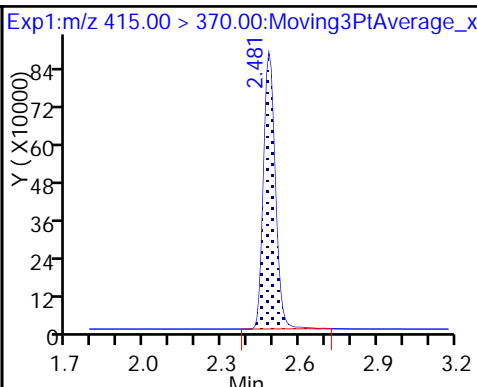
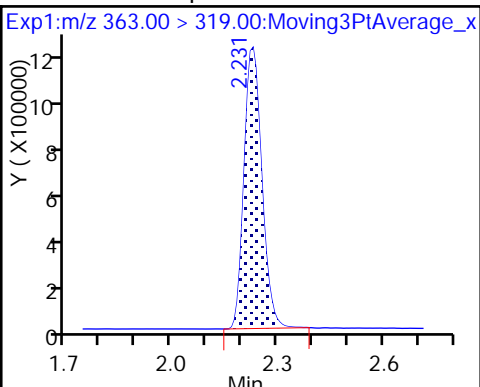
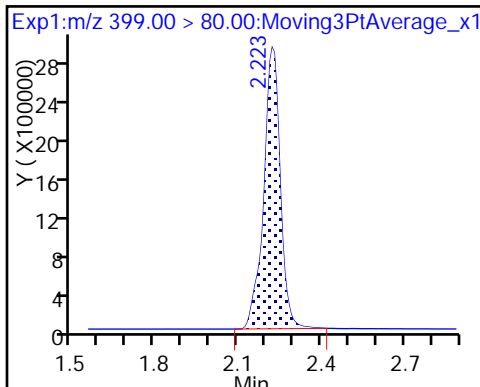
\$ 2 13C2 PFHxA



3 Perfluorohexanesulfonic acid

4 Perfluoroheptanoic acid

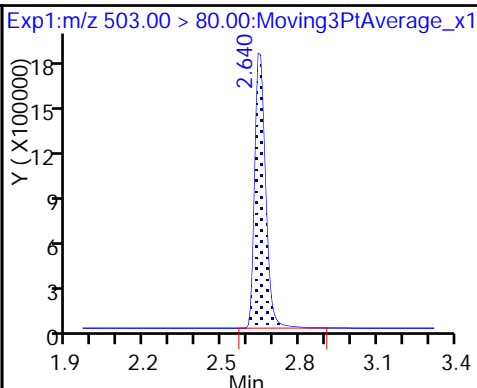
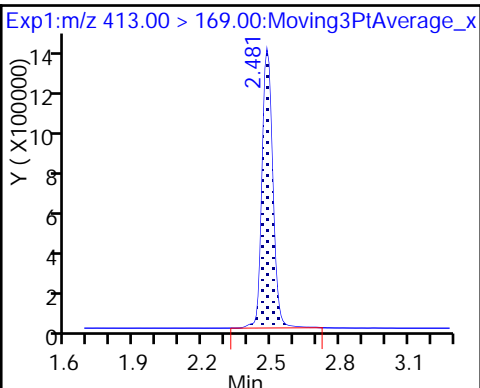
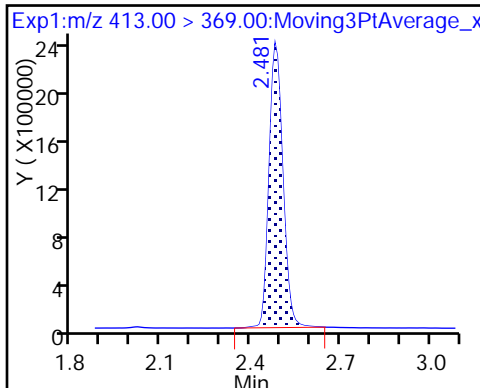
* 6 13C2-PFOA



5 Perfluorooctanoic acid

5 Perfluorooctanoic acid

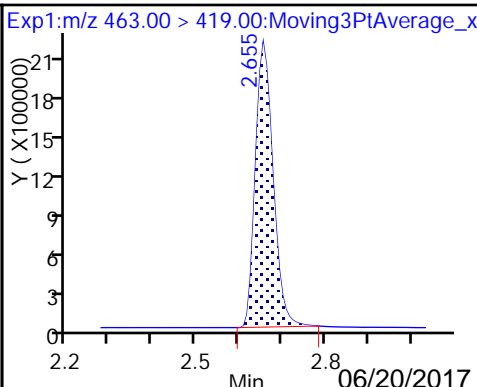
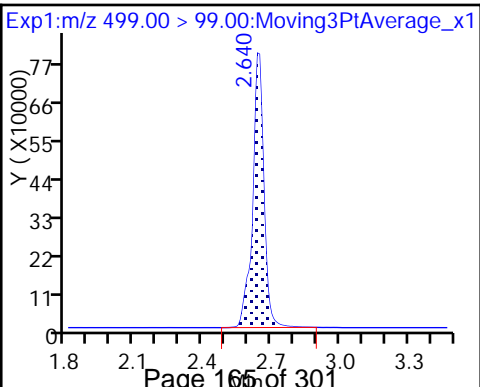
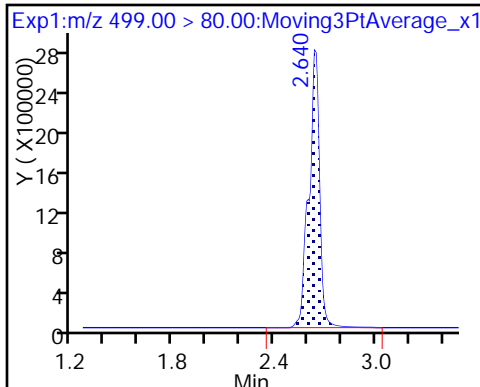
* 7 13C4 PFOS



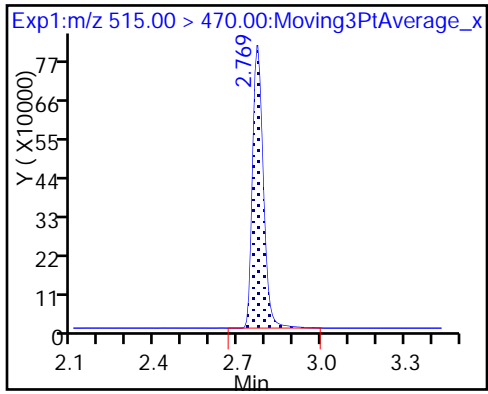
8 Perfluorooctane sulfonic acid

8 Perfluorooctane sulfonic acid

9 Perfluorononanoic acid



\$ 10 13C2 PFDA



TestAmerica Sacramento
Target Compound Quantitation Report

Data File: \\ChromNa\Sacramento\ChromData\A8_N\20170615-44302.b\2017.06.14537iCAL_009.d
 Lims ID: IC L6
 Client ID:
 Sample Type: IC Calib Level: 6
 Inject. Date: 14-Jun-2017 20:37:33 ALS Bottle#: 6 Worklist Smp#: 9
 Injection Vol: 2.0 ul Dil. Factor: 1.0000
 Sample Info: L6_537
 Misc. Info.: Plate: 1 Rack: 1
 Operator ID: SACINSTLCMS01 Instrument ID: A8_N
 Sublist: chrom-537_A8_N*sub1
 Method: \\ChromNa\Sacramento\ChromData\A8_N\20170615-44302.b\537_A8_N.m
 Limit Group: LC 537 ICAL
 Last Update: 15-Jun-2017 14:05:12 Calib Date: 14-Jun-2017 20:37:33
 Integrator: Picker
 Quant Method: Internal Standard Quant By: Initial Calibration
 Last ICal File: \\ChromNA\Sacramento\ChromData\A8_N\20170615-44302.b\2017.06.14537iCAL_009.d

Column 1 : Det: EXP1
 Process Host: XAWRK006

First Level Reviewer: barnettj Date: 15-Jun-2017 13:45:14

Signal	RT	EXP RT	DLT RT	REL RT	Response	Amount ng/ml	Ratio(Limits)	S/N	Flags
1 Perfluorobutanesulfonic acid									
298.90 > 80.00	1.851	1.855	-0.004	1.000	34411114	157.8		3248	
298.90 > 99.00	1.851	1.855	-0.004	1.000	28361379		1.21(0.00-0.00)	3059	
\$ 2 13C2 PFHxA									
315.00 > 270.00	2.018	2.018	0.0	1.000	3581920	9.94		6171	
3 Perfluorohexanesulfonic acid									
399.00 > 80.00	2.223	2.226	-0.003	1.000	17674018	61.1		2978	
4 Perfluoroheptanoic acid									
363.00 > 319.00	2.231	2.232	-0.001	1.000	5926916	19.2		968	
* 6 13C2-PFOA									
415.00 > 370.00	2.481	2.482	-0.001		3173876	10.0		6194	
5 Perfluorooctanoic acid									
413.00 > 369.00	2.481	2.485	-0.004	1.000	10982077	39.2		1624	
413.00 > 169.00	2.489	2.485	0.004	1.003	6388583		1.72(0.00-0.00)	6976	
* 7 13C4 PFOS									
503.00 > 80.00	2.648	2.645	0.003		5919563	28.7		13346	
8 Perfluorooctane sulfonic acid									
499.00 > 80.00	2.648	2.648	0.0	1.000	17372758	82.4		19347	
499.00 > 99.00	2.648	2.648	0.0	1.000	3931465		4.42(0.00-0.00)	9290	
9 Perfluorononanoic acid									
463.00 > 419.00	2.655	2.658	-0.003	1.000	9104724	36.6		3774	
\$ 10 13C2 PFDA									
515.00 > 470.00	2.769	2.771	-0.002	1.000	2409283	9.92		7529	

Reagents:

LC537-L6_00017

Amount Added: 1.00

Units: mL

TestAmerica Sacramento

Data File: \\ChromNa\Sacramento\ChromData\A8_N\20170615-44302.b\2017.06.14537iCAL_009.d

Injection Date: 14-Jun-2017 20:37:33

Instrument ID: A8_N

Lims ID: IC L6

Client ID:

Operator ID: SACINSTLCMS01

ALS Bottle#: 6

Worklist Smp#: 9

Injection Vol: 2.0 ul

Dil. Factor: 1.0000

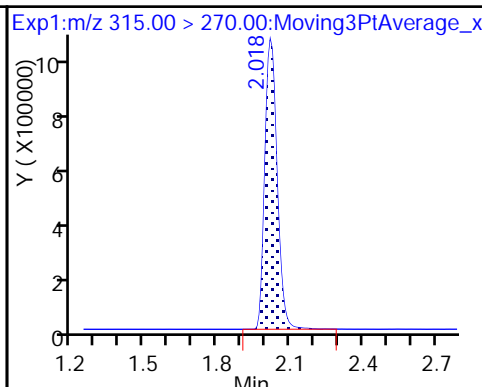
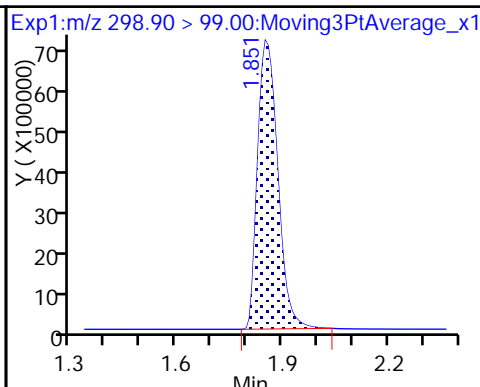
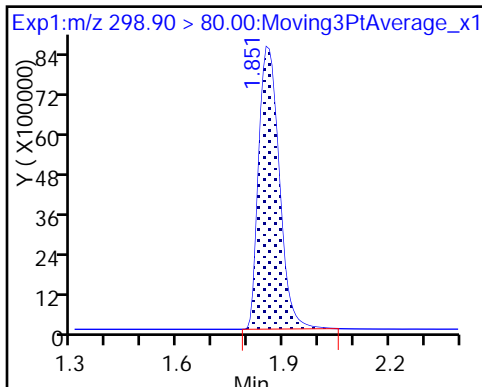
Method: 537_A8_N

Limit Group: LC 537 ICAL

1 Perfluorobutanesulfonic acid

1 Perfluorobutanesulfonic acid

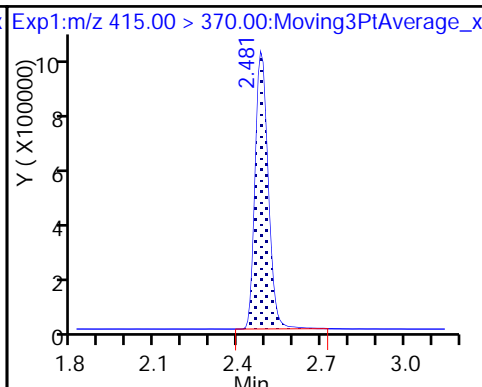
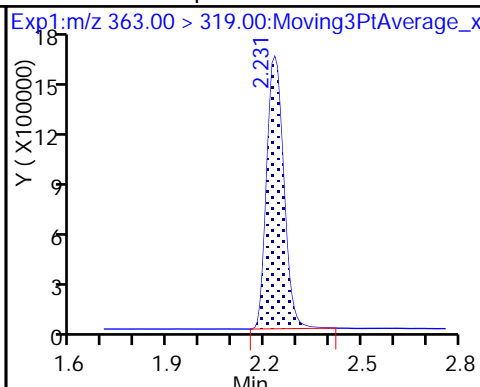
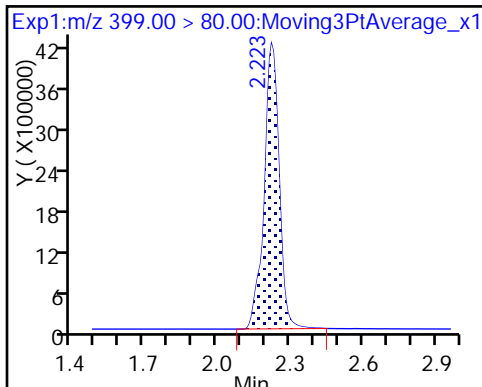
\$ 2 13C2 PFHxA



3 Perfluorohexanesulfonic acid

4 Perfluoroheptanoic acid

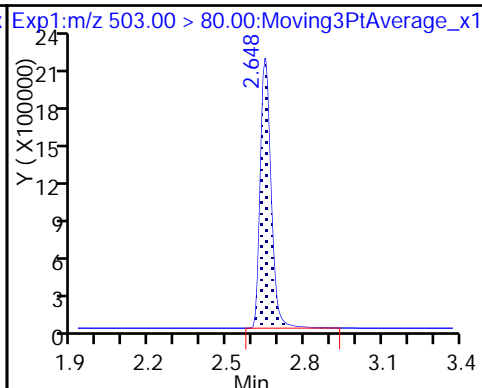
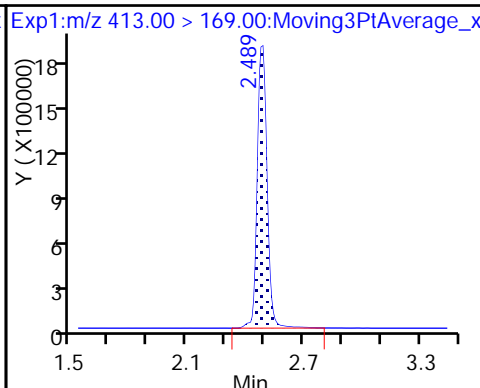
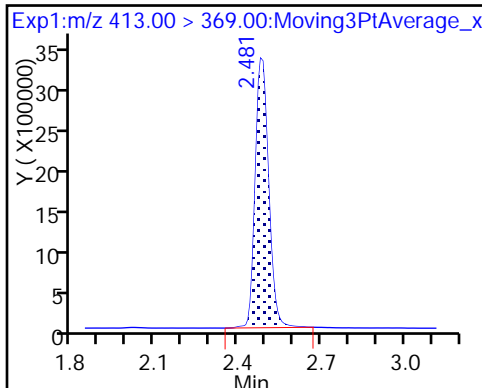
* 6 13C2-PFOA



5 Perfluorooctanoic acid

5 Perfluorooctanoic acid

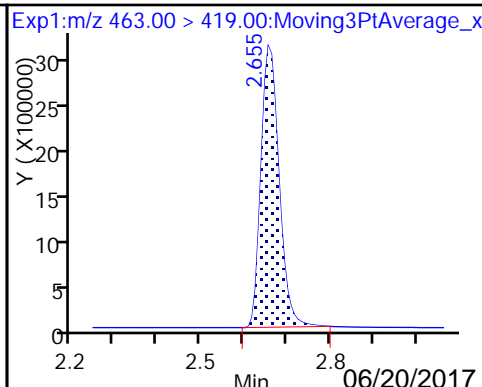
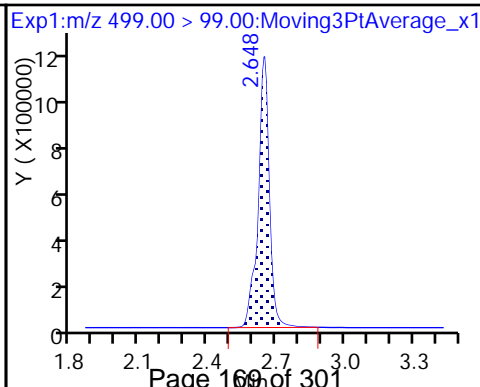
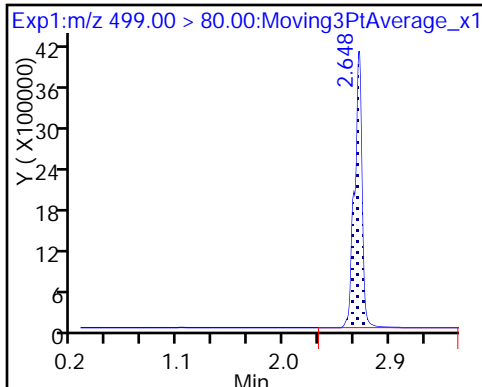
* 7 13C4 PFOS



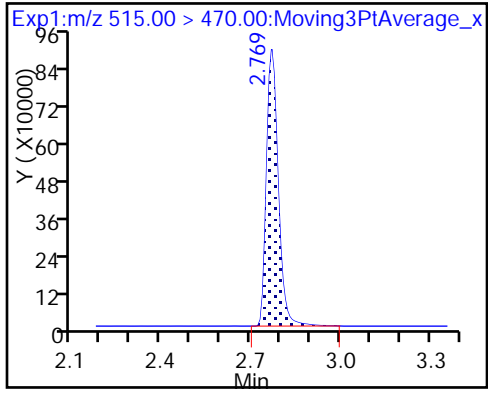
8 Perfluorooctane sulfonic acid

8 Perfluorooctane sulfonic acid

9 Perfluorononanoic acid



\$ 10 13C2 PFDA



FORM VI
LCMS BY INTERNAL STANDARD - INITIAL CALIBRATION DATA
CURVE EVALUATION

Lab Name: TestAmerica Sacramento Job No.: 320-28973-1 Analy Batch No.: 169955

SDG No.: _____

Instrument ID: A8_N GC Column: GeminiC18 3 ID: 3(mm) Heated Purge: (Y/N) N

Calibration Start Date: 06/19/2017 17:40 Calibration End Date: 06/19/2017 18:04 Calibration ID: 31800

Calibration Files:

LEVEL:	LAB SAMPLE ID:	LAB FILE ID:
Level 1	IC 320-169955/4	2017.06.19_537A_ICAL_004.d
Level 2	IC 320-169955/5	2017.06.19_537A_ICAL_005.d
Level 3	IC 320-169955/6	2017.06.19_537A_ICAL_006.d
Level 4	IC 320-169955/7	2017.06.19_537A_ICAL_007.d
Level 5	IC 320-169955/8	2017.06.19_537A_ICAL_008.d
Level 6	IC 320-169955/9	2017.06.19_537A_ICAL_009.d

ANALYTE	RRF					CURVE TYPE	COEFFICIENT			#	MIN RRF	%RSD	#	MAX %RSD	R^2 OR COD	#	MIN R^2 OR COD
	LVL 1 LVL 6	LVL 2	LVL 3	LVL 4	LVL 5		B	M1	M2								
Perfluorobutanesulfonic acid (PFBS)	0.8507 0.7713	0.9245	0.9209	0.8993	0.8202	Ave		0.8645			7.1		30.0				
Perfluorohexanesulfonic acid	1.0986 1.2032	1.1398	1.1650	1.2147	1.1817	Ave		1.1672			3.7		30.0				
Perfluoroheptanoic acid	0.7891 0.8718	0.8248	0.8229	0.8642	0.8866	Ave		0.8433			4.4		30.0				
Perfluorooctanoic acid (PFOA)	0.8301 0.8992	0.8817	0.8545	0.8779	0.9114	Ave		0.8758			3.4		30.0				
Perfluorooctanesulfonic acid (PFOS)	0.9620 1.0275	1.0017	1.0209	1.0440	1.0387	Ave		1.0158			3.0		30.0				
Perfluorononanoic acid	0.8823 0.8046	0.8981	0.8287	0.8656	0.8391	Ave		0.8531			4.1		30.0				
13C2 PFHxA	0.9940 1.0771	1.0270	1.0324	1.0293	1.0661	Ave		1.0377			2.9		30.0				
13C2 PFDA	0.9372 1.0284	0.9499	0.8947	0.9980	0.9652	Ave		0.9622			4.9		30.0				

Note: The M1 coefficient is the same as Ave RRF for an Ave curve type.

FORM VI
LCMS BY INTERNAL STANDARD - INITIAL CALIBRATION DATA
RESPONSE AND CONCENTRATION

Lab Name: TestAmerica Sacramento Job No.: 320-28973-1 Analy Batch No.: 169955

SDG No.: _____

Instrument ID: A8_N GC Column: GeminiC18 3 ID: 3(mm) Heated Purge: (Y/N) N

Calibration Start Date: 06/19/2017 17:40 Calibration End Date: 06/19/2017 18:04 Calibration ID: 31800

Calibration Files:

LEVEL:	LAB SAMPLE ID:	LAB FILE ID:
Level 1	IC 320-169955/4	2017.06.19_537A_ICAL_004.d
Level 2	IC 320-169955/5	2017.06.19_537A_ICAL_005.d
Level 3	IC 320-169955/6	2017.06.19_537A_ICAL_006.d
Level 4	IC 320-169955/7	2017.06.19_537A_ICAL_007.d
Level 5	IC 320-169955/8	2017.06.19_537A_ICAL_008.d
Level 6	IC 320-169955/9	2017.06.19_537A_ICAL_009.d

ANALYTE	IS REF	CURVE TYPE	RESPONSE					CONCENTRATION (NG/ML)				
			LVL 1 LVL 6	LVL 2	LVL 3	LVL 4	LVL 5	LVL 1 LVL 6	LVL 2	LVL 3	LVL 4	LVL 5
Perfluorobutanesulfonic acid (PFBS)	PFOS	Ave	2332510 46244402	5989080	14078909	23681909	35795970	8.83 176	21.2	44.4	89.4	133
Perfluorohexanesulfonic acid	PFOS	Ave	1024970 24546576	2512643	6060498	10884436	17549225	3.01 59.7	7.21	15.1	30.4	45.1
Perfluoroheptanoic acid	13PF OA	Ave	289244 7166616	730235	1714811	3092048	5084081	0.990 19.7	2.38	4.97	10.0	14.9
Perfluorooctanoic acid (PFOA)	13PF OA	Ave	614079 14918357	1575504	3593653	6339348	10547603	2.00 39.7	4.80	10.0	20.2	30.0
Perfluorooctanesulfonic acid (PFOS)	PFOS	Ave	1195186 27918279	2940776	7072765	12458294	20543461	4.00 79.6	9.61	20.1	40.5	60.0
Perfluorononanoic acid	13PF OA	Ave	629127 12866660	1546914	3359467	6025078	9360498	1.93 38.3	4.62	9.68	19.5	28.9
13C2 PFHxA	13PF OA	Ave	3680309 4499723	3826956	4324388	3674058	4116656	10.0 10.0	10.0	10.0	10.0	10.0
13C2 PFDA	13PF OA	Ave	3469979 4296473	3539389	3747801	3562371	3726982	10.0 10.0	10.0	10.0	10.0	10.0

Curve Type Legend:

Ave = Average ISTD

FORM VI
 LCMS BY INTERNAL STANDARD - INITIAL CALIBRATION DATA
 READBACK PERCENT ERROR

Lab Name: TestAmerica Sacramento Job No.: 320-28973-1 Analy Batch No.: 169955

SDG No.: _____

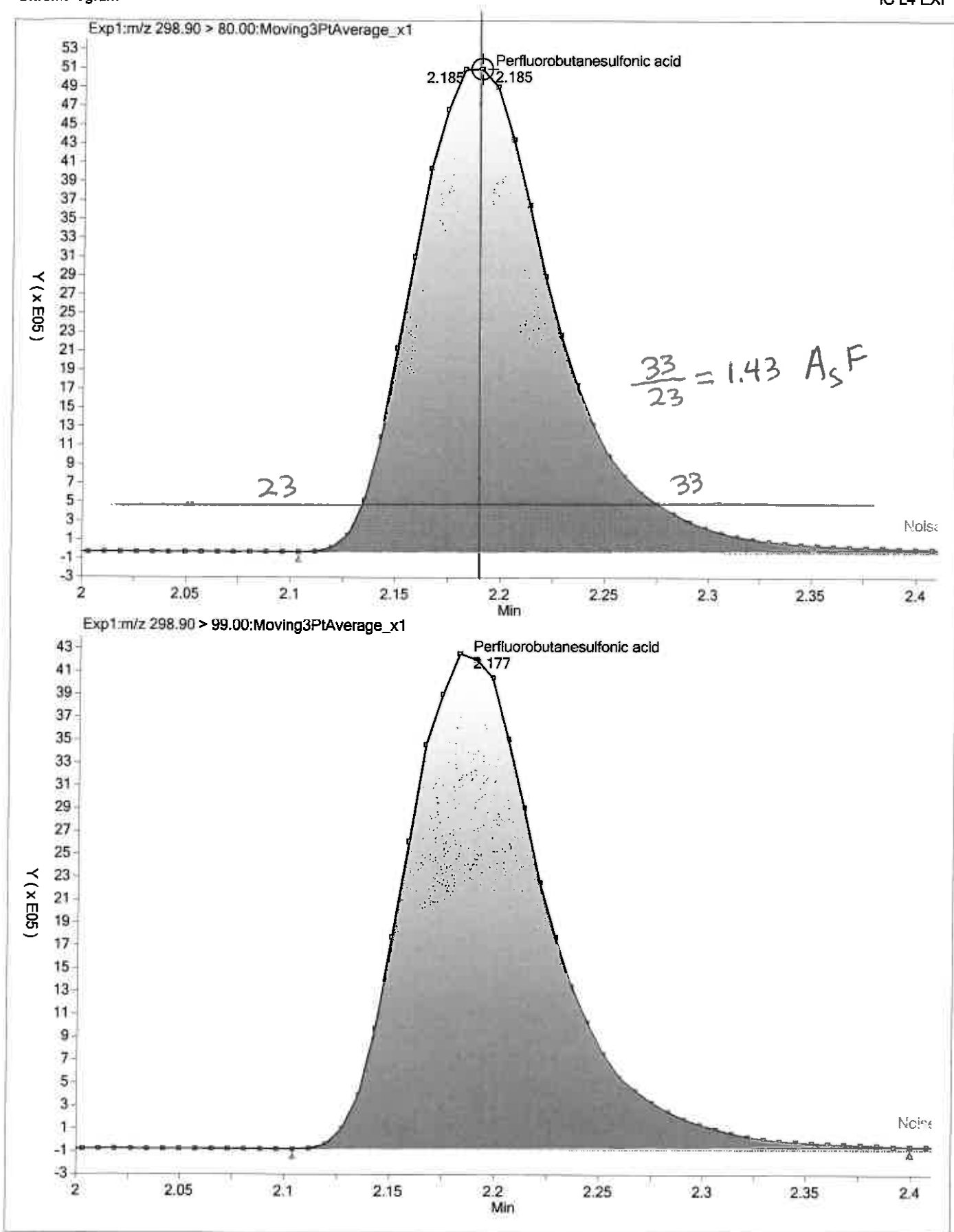
Instrument ID: A8_N GC Column: GeminiC18 3 ID: 3(mm) Heated Purge: (Y/N) N

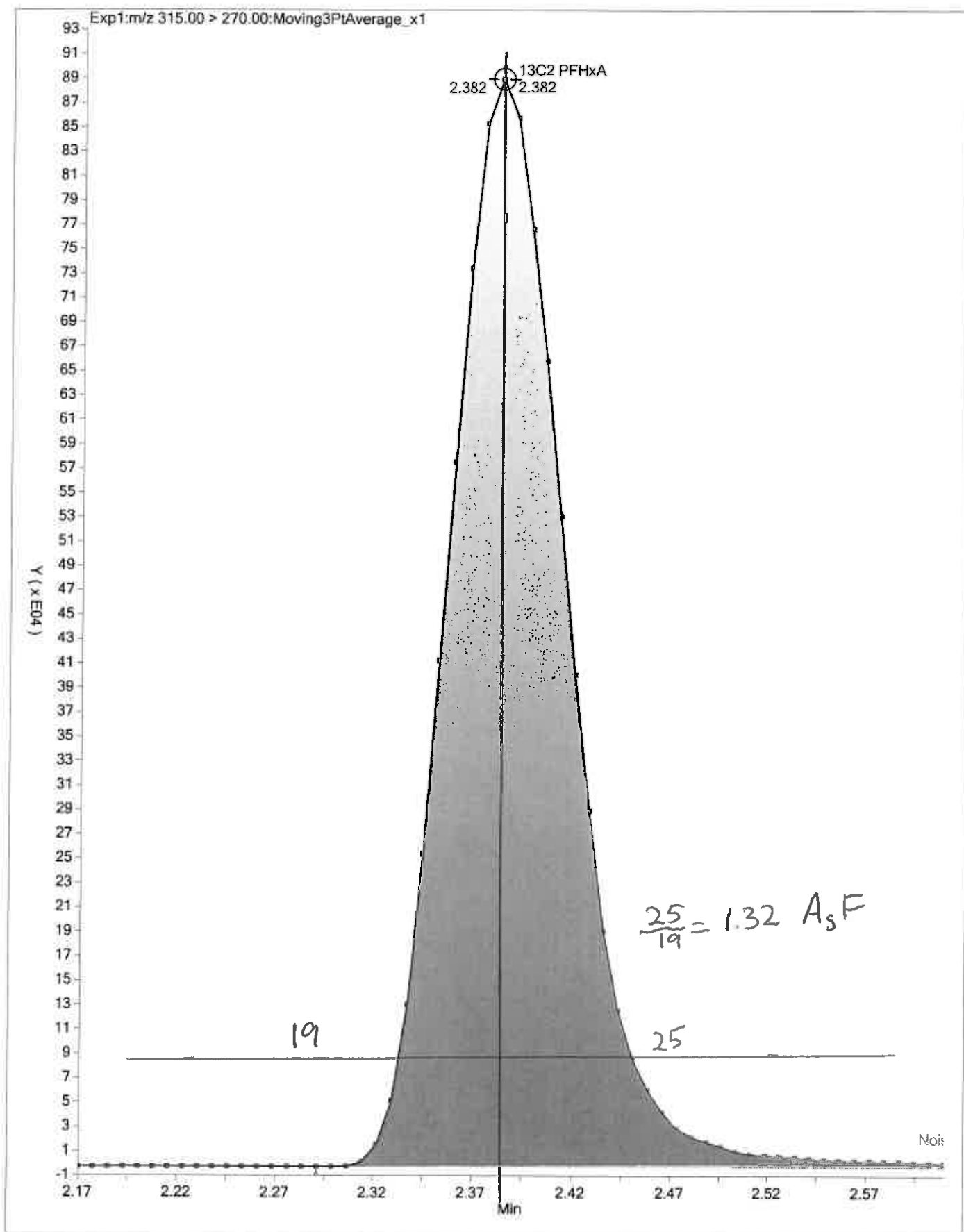
Calibration Start Date: 06/19/2017 17:40 Calibration End Date: 06/19/2017 18:04 Calibration ID: 31800

Calibration Files:

LEVEL:	LAB SAMPLE ID:	LAB FILE ID:
Level 1	IC 320-169955/4	2017.06.19_537A_ICAL_004.d
Level 2	IC 320-169955/5	2017.06.19_537A_ICAL_005.d
Level 3	IC 320-169955/6	2017.06.19_537A_ICAL_006.d
Level 4	IC 320-169955/7	2017.06.19_537A_ICAL_007.d
Level 5	IC 320-169955/8	2017.06.19_537A_ICAL_008.d
Level 6	IC 320-169955/9	2017.06.19_537A_ICAL_009.d

ANALYTE	PERCENT ERROR						PERCENT ERROR LIMIT					
	LVL 1 #	LVL 2 #	LVL 3 #	LVL 4 #	LVL 5 #	LVL 6 #	LVL 1	LVL 2	LVL 3	LVL 4	LVL 5	LVL 6
Perfluorobutanesulfonic acid (PFBS)	-1.6	6.9	6.5	4.0	-5.1	-10.8	50	50	50	50	50	50
Perfluorohexanesulfonic acid	-5.9	-2.3	-0.2	4.1	1.2	3.1	50	50	50	50	50	50
Perfluoroheptanoic acid	-6.4	-2.2	-2.4	2.5	5.1	3.4	50	50	50	50	50	50
Perfluorooctanoic acid (PFOA)	-5.2	0.7	-2.4	0.2	4.1	2.7	50	50	50	50	50	50
Perfluorooctanesulfonic acid (PFOS)	-5.3	-1.4	0.5	2.8	2.3	1.2	50	50	50	50	50	50
Perfluorononanoic acid	3.4	5.3	-2.9	1.5	-1.6	-5.7	50	50	50	50	50	50
13C2 PFHxA	-4.2	-1.0	-0.5	-0.8	2.7	3.8	30	30	30	30	30	30
13C2 PFDA	-2.6	-1.3	-7.0	3.7	0.3	6.9	30	30	30	30	30	30





TestAmerica Sacramento
Target Compound Quantitation Report

Data File: \\ChromNa\Sacramento\ChromData\A8_N\20170619-44448.b\2017.06.19_537A_ICAL_004.d
 Lims ID: IC L1
 Client ID:
 Sample Type: IC Calib Level: 1
 Inject. Date: 19-Jun-2017 17:40:57 ALS Bottle#: 1 Worklist Smp#: 4
 Injection Vol: 2.0 ul Dil. Factor: 1.0000
 Sample Info: L1_537
 Misc. Info.: Plate: 1 Rack: 1
 Operator ID: SACINSTLCMS01 Instrument ID: A8_N
 Sublist: chrom-537_A8_N*sub1
 Method: \\ChromNa\Sacramento\ChromData\A8_N\20170619-44448.b\537_A8_N.m
 Limit Group: LC 537 ICAL
 Last Update: 20-Jun-2017 10:57:40 Calib Date: 19-Jun-2017 18:04:42
 Integrator: Picker
 Quant Method: Internal Standard Quant By: Initial Calibration
 Last ICal File: \\ChromNA\Sacramento\ChromData\A8_N\20170619-44448.b\2017.06.19_537A_ICAL_009.d

Column 1 : Det: EXP1
 Process Host: XAWRK019

First Level Reviewer: phomsophat Date: 19-Jun-2017 19:22:37

Signal	RT	EXP RT	DLT RT	REL RT	Response	Amount ng/ml	Ratio(Limits)	S/N	Flags
1 Perfluorobutanesulfonic acid									
298.90 > 80.00	2.177	2.183	-0.006	1.000	2332510	8.69		505	
298.90 > 99.00	2.185	2.183	0.002	1.003	1908008		1.22(0.00-0.00)	450	
\$ 2 13C2 PFHxA									
315.00 > 270.00	2.382	2.381	0.001	1.000	3680309	9.58		3596	
3 Perfluorohexanesulfonic acid									
399.00 > 80.00	2.633	2.625	0.008	1.000	1024970	2.83		411	
4 Perfluoroheptanoic acid									
363.00 > 319.00	2.633	2.630	0.003	1.000	289244	0.9264		43.6	
5 Perfluorooctanoic acid									
413.00 > 369.00	2.860	2.859	0.001	1.000	614079	1.89		110	
413.00 > 169.00	2.860	2.859	0.001	1.000	349047		1.76(0.00-0.00)	389	
* 6 13C2-PFOA									
415.00 > 370.00	2.860	2.859	0.001		3702444	10.0		7418	
8 Perfluorooctane sulfonic acid									
499.00 > 80.00	2.989	2.982	0.007	1.000	1195186	3.79		3927	
499.00 > 99.00	2.989	2.982	0.007	1.000	252400		4.74(0.00-0.00)	772	
* 7 13C4 PFOS									
503.00 > 80.00	2.989	2.991	-0.002		8901064	28.7		12694	
9 Perfluorononanoic acid									
463.00 > 419.00	3.004	3.003	0.001	1.000	629127	1.99		317	
\$ 10 13C2 PFDA									
515.00 > 470.00	3.126	3.123	0.003	1.000	3469979	9.74		12506	

Reagents:

LC537-L1_00018

Amount Added: 1.00

Units: mL

TestAmerica Sacramento

Data File: \\ChromNa\Sacramento\ChromData\A8_N\20170619-44448.b\2017.06.19_537A_ICAL_004.d

Injection Date: 19-Jun-2017 17:40:57

Instrument ID: A8_N

Lims ID: IC L1

Client ID:

Operator ID: SACINSTLCMS01

ALS Bottle#: 1

Worklist Smp#: 4

Injection Vol: 2.0 ul

Dil. Factor: 1.0000

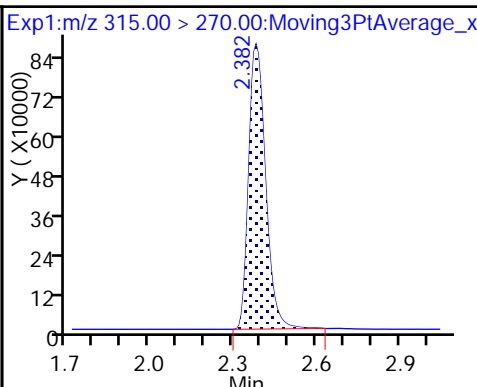
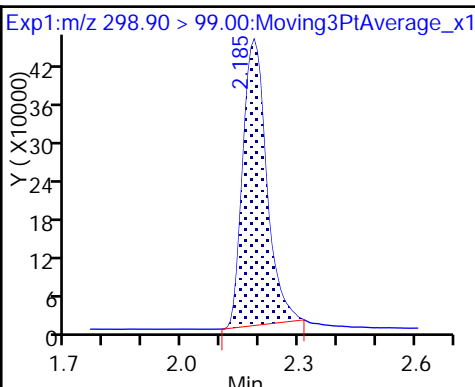
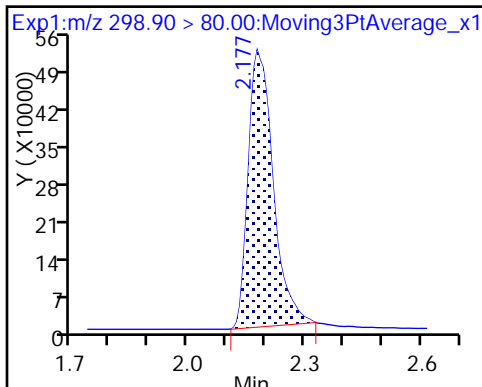
Method: 537_A8_N

Limit Group: LC 537 ICAL

1 Perfluorobutanesulfonic acid

1 Perfluorobutanesulfonic acid

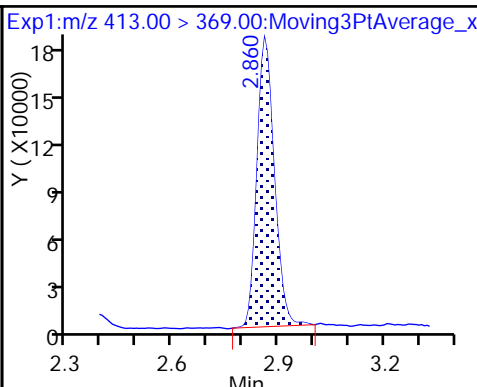
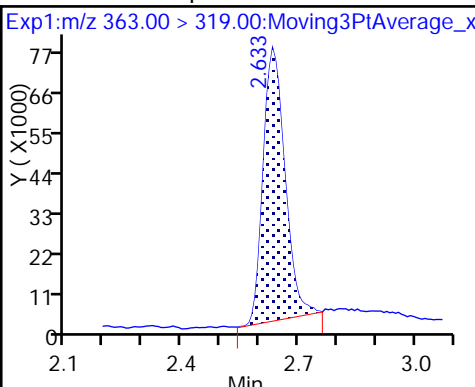
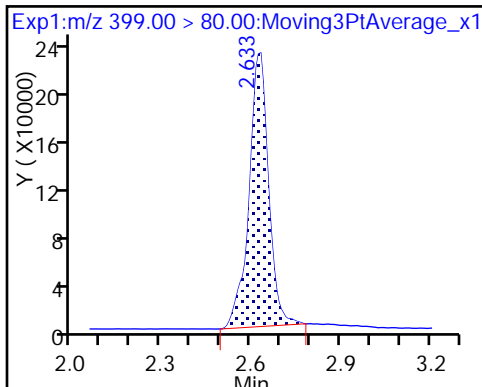
\$ 2 13C2 PFHxA



3 Perfluorohexanesulfonic acid

4 Perfluoroheptanoic acid

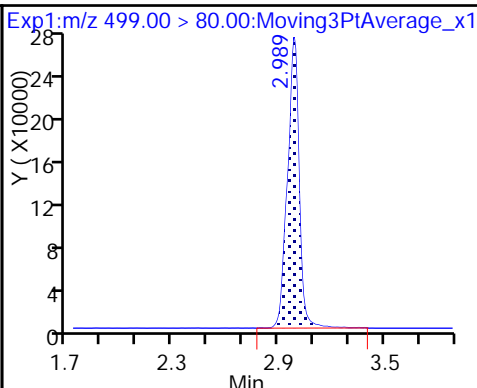
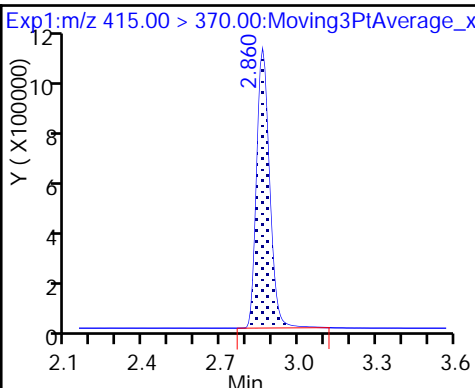
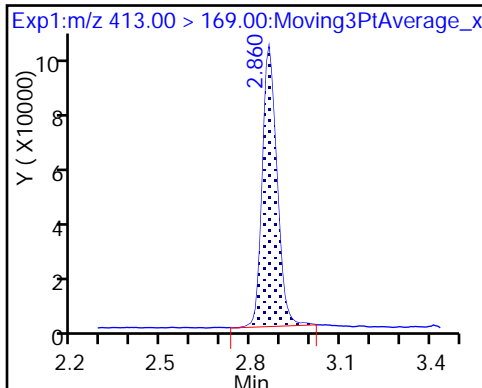
5 Perfluorooctanoic acid



5 Perfluorooctanoic acid

* 6 13C2-PFOA

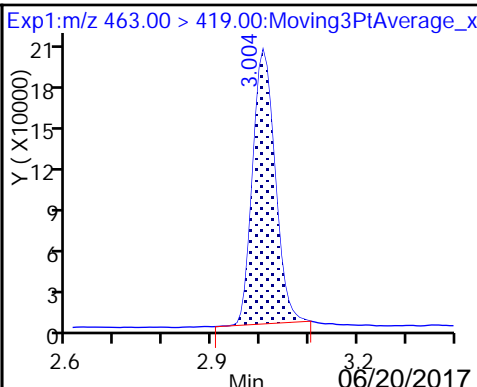
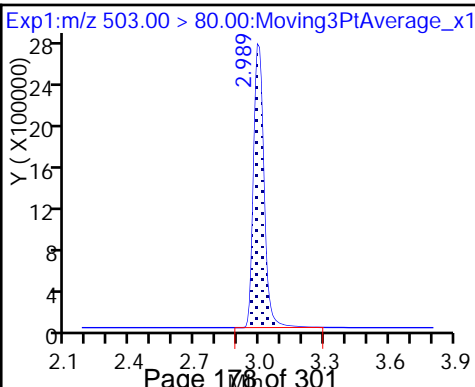
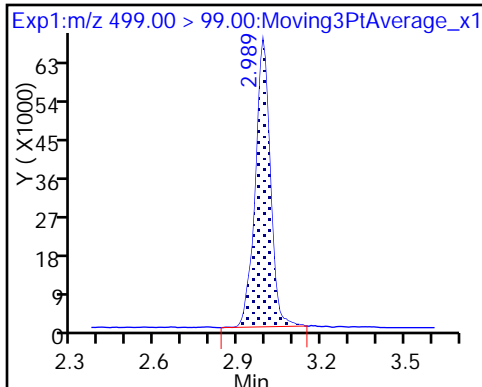
8 Perfluorooctane sulfonic acid



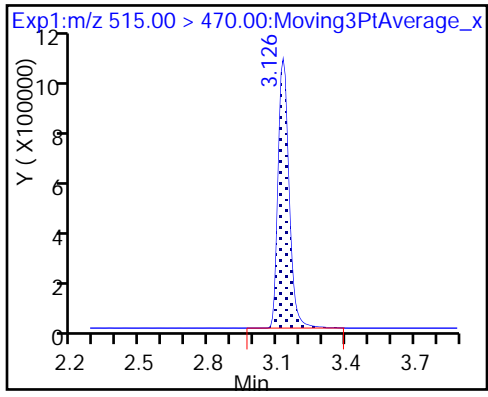
8 Perfluorooctane sulfonic acid

* 7 13C4 PFOS

9 Perfluorononanoic acid



\$ 10 13C2 PFDA



TestAmerica Sacramento
Target Compound Quantitation Report

Data File: \\ChromNa\Sacramento\ChromData\A8_N\20170619-44448.b\2017.06.19_537A_ICAL_005.d
 Lims ID: IC L2
 Client ID:
 Sample Type: IC Calib Level: 2
 Inject. Date: 19-Jun-2017 17:45:45 ALS Bottle#: 2 Worklist Smp#: 5
 Injection Vol: 2.0 ul Dil. Factor: 1.0000
 Sample Info: L2_537
 Misc. Info.: Plate: 1 Rack: 1
 Operator ID: SACINSTLCMS01 Instrument ID: A8_N
 Sublist: chrom-537_A8_N*sub1

Method: \\ChromNa\Sacramento\ChromData\A8_N\20170619-44448.b\537_A8_N.m
 Limit Group: LC 537 ICAL
 Last Update: 20-Jun-2017 10:57:41 Calib Date: 19-Jun-2017 18:04:42
 Integrator: Picker
 Quant Method: Internal Standard Quant By: Initial Calibration
 Last ICal File: \\ChromNA\Sacramento\ChromData\A8_N\20170619-44448.b\2017.06.19_537A_ICAL_009.d

Column 1 : Det: EXP1
 Process Host: XAWRK019

First Level Reviewer: phomsophat Date: 19-Jun-2017 19:22:53

Signal	RT	EXP RT	DLT RT	REL RT	Response	Amount ng/ml	Ratio(Limits)	S/N	Flags
1 Perfluorobutanesulfonic acid									
298.90 > 80.00	2.185	2.183	0.002	1.000	5989080	22.7		1091	
298.90 > 99.00	2.185	2.183	0.002	1.000	4863302		1.23(0.00-0.00)	925	
\$ 2 13C2 PFHxA									
315.00 > 270.00	2.382	2.381	0.001	1.000	3826956	9.90		4102	
3 Perfluorohexanesulfonic acid									
399.00 > 80.00	2.625	2.625	0.0	1.000	2512643	7.05		933	
4 Perfluoroheptanoic acid									
363.00 > 319.00	2.633	2.630	0.003	1.000	730235	2.32		97.2	
* 6 13C2-PFOA									
415.00 > 370.00	2.860	2.859	0.001		3726225	10.0		7660	
5 Perfluorooctanoic acid									
413.00 > 369.00	2.860	2.859	0.001	1.000	1575504	4.83		271	
413.00 > 169.00	2.860	2.859	0.001	1.000	868749		1.81(0.00-0.00)	913	
8 Perfluorooctane sulfonic acid									
499.00 > 80.00	2.989	2.982	0.007	1.000	2940776	9.47		8105	
499.00 > 99.00	2.989	2.982	0.007	1.000	644706		4.56(0.00-0.00)	1875	
* 7 13C4 PFOS									
503.00 > 80.00	2.997	2.991	0.006		8763141	28.7		16058	
9 Perfluorononanoic acid									
463.00 > 419.00	3.004	3.003	0.001	1.000	1546914	4.87		742	
\$ 10 13C2 PFDA									
515.00 > 470.00	3.126	3.123	0.003	1.000	3539389	9.87		10257	

Reagents:

LC537-L2_00018

Amount Added: 1.00

Units: mL

TestAmerica Sacramento

Data File: \\ChromNa\Sacramento\ChromData\A8_N\20170619-44448.b\2017.06.19_537A_ICAL_005.d

Injection Date: 19-Jun-2017 17:45:45

Instrument ID: A8_N

Lims ID: IC L2

Client ID:

Operator ID: SACINSTLCMS01

ALS Bottle#: 2

Worklist Smp#: 5

Injection Vol: 2.0 ul

Dil. Factor: 1.0000

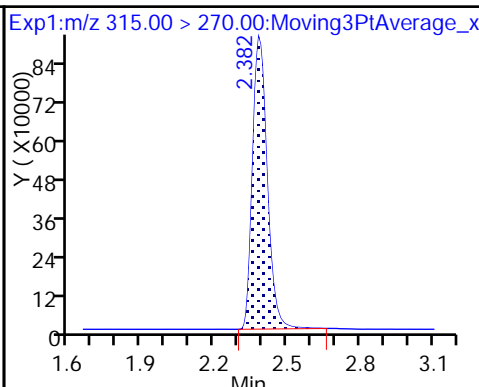
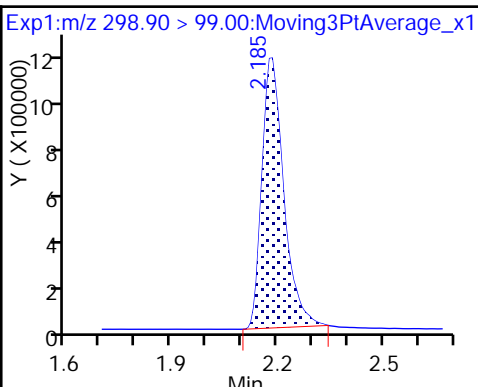
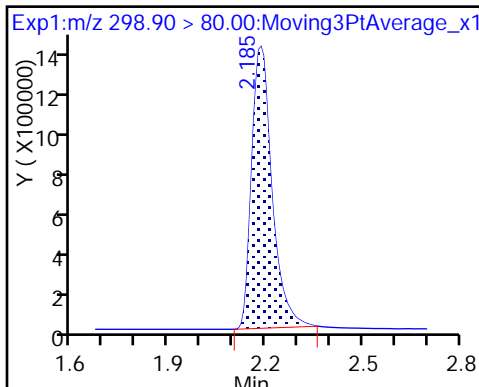
Method: 537_A8_N

Limit Group: LC 537 ICAL

1 Perfluorobutanesulfonic acid

1 Perfluorobutanesulfonic acid

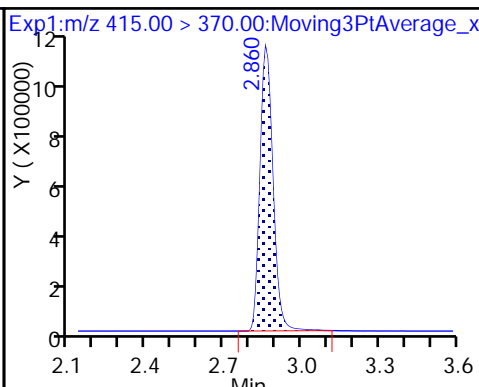
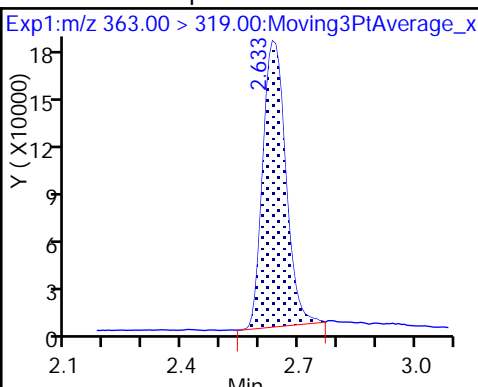
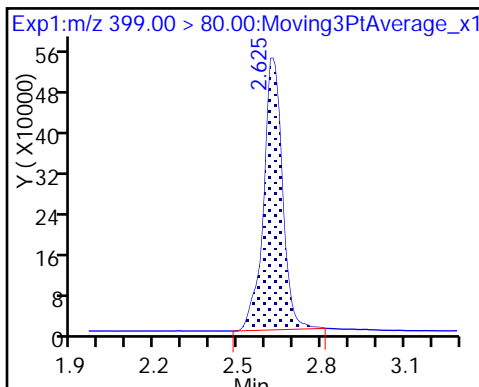
\$ 2 13C2 PFHxA



3 Perfluorohexanesulfonic acid

4 Perfluoroheptanoic acid

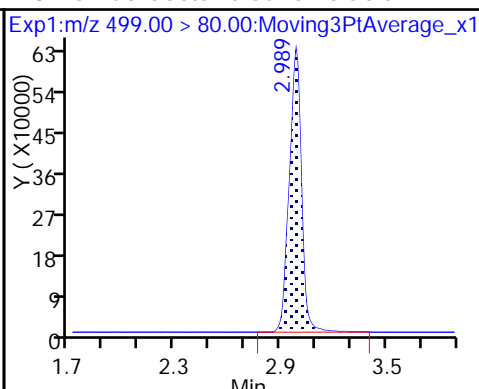
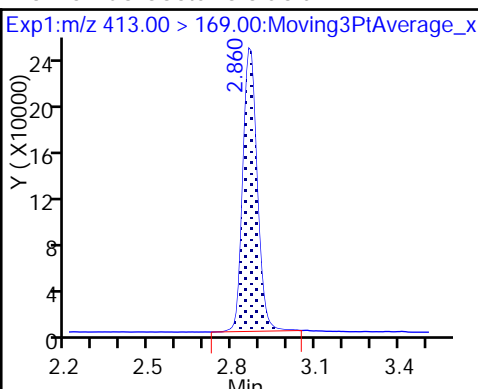
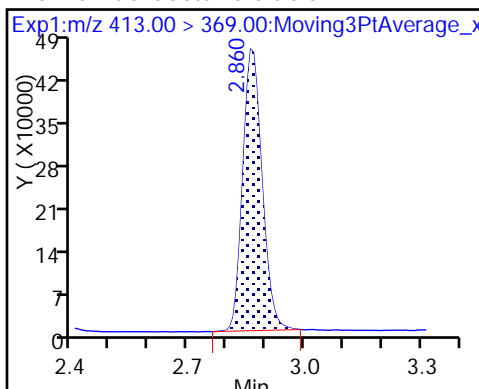
* 6 13C2-PFOA



5 Perfluorooctanoic acid

5 Perfluorooctanoic acid

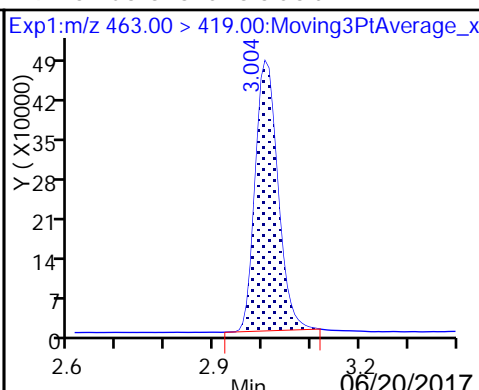
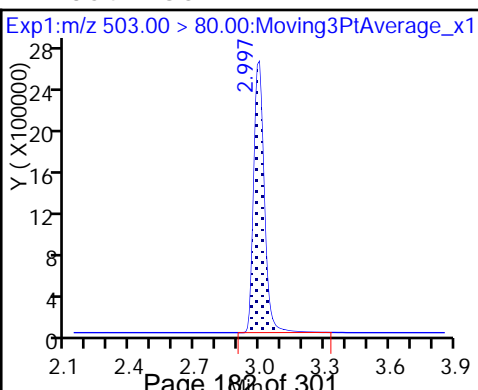
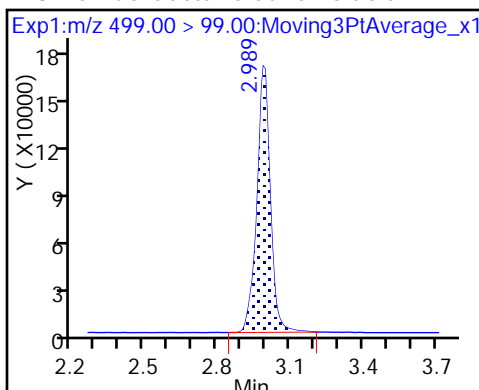
8 Perfluorooctane sulfonic acid



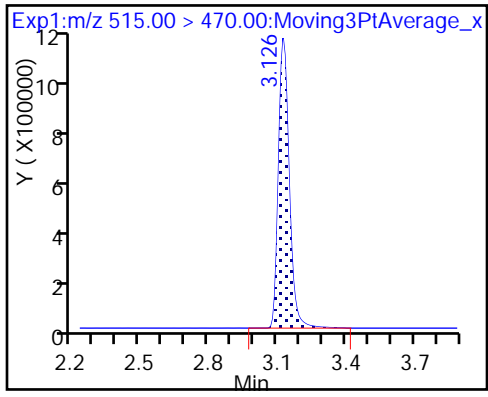
8 Perfluorooctane sulfonic acid

* 7 13C4 PFOS

9 Perfluorononanoic acid



\$ 10 13C2 PFDA



TestAmerica Sacramento
Target Compound Quantitation Report

Data File: \\ChromNa\Sacramento\ChromData\A8_N\20170619-44448.b\2017.06.19_537A_ICAL_006.d
 Lims ID: IC L3
 Client ID:
 Sample Type: IC Calib Level: 3
 Inject. Date: 19-Jun-2017 17:50:31 ALS Bottle#: 3 Worklist Smp#: 6
 Injection Vol: 2.0 ul Dil. Factor: 1.0000
 Sample Info: L3_537
 Misc. Info.: Plate: 1 Rack: 1
 Operator ID: SACINSTLCMS01 Instrument ID: A8_N
 Sublist: chrom-537_A8_N*sub1

Method: \\ChromNa\Sacramento\ChromData\A8_N\20170619-44448.b\537_A8_N.m
 Limit Group: LC 537 ICAL
 Last Update: 20-Jun-2017 10:57:42 Calib Date: 19-Jun-2017 18:04:42
 Integrator: Picker
 Quant Method: Internal Standard Quant By: Initial Calibration
 Last ICal File: \\ChromNA\Sacramento\ChromData\A8_N\20170619-44448.b\2017.06.19_537A_ICAL_009.d

Column 1 : Det: EXP1
 Process Host: XAWRK019

First Level Reviewer: phomsophat Date: 19-Jun-2017 19:23:10

Signal	RT	EXP RT	DLT RT	REL RT	Response	Amount ng/ml	Ratio(Limits)	S/N	Flags
1 Perfluorobutanesulfonic acid									
298.90 > 80.00	2.177	2.183	-0.006	1.000	14078909	47.3		1725	
298.90 > 99.00	2.177	2.183	-0.006	1.000	11416286		1.23(0.00-0.00)	1531	
\$ 2 13C2 PFHxA									
315.00 > 270.00	2.375	2.381	-0.006	1.000	4324388	9.95		4628	
3 Perfluorohexanesulfonic acid									
399.00 > 80.00	2.625	2.625	0.0	1.000	6060498	15.1		2120	
4 Perfluoroheptanoic acid									
363.00 > 319.00	2.625	2.630	-0.005	1.000	1714811	4.85		230	
5 Perfluorooctanoic acid									
413.00 > 369.00	2.860	2.859	0.001	1.000	3593653	9.80		599	
413.00 > 169.00	2.860	2.859	0.001	1.000	2004974		1.79(0.00-0.00)	2034	
* 6 13C2-PFOA									
415.00 > 370.00	2.860	2.859	0.001		4188714	10.0		10342	
8 Perfluorooctane sulfonic acid									
499.00 > 80.00	2.989	2.982	0.007	1.000	7072765	20.2		16591	
499.00 > 99.00	2.989	2.982	0.007	1.000	1570517		4.50(0.00-0.00)	4323	
* 7 13C4 PFOS									
503.00 > 80.00	2.989	2.991	-0.002		9877270	28.7		17530	
9 Perfluorononanoic acid									
463.00 > 419.00	3.004	3.003	0.001	1.000	3359467	9.40		1478	
\$ 10 13C2 PFDA									
515.00 > 470.00	3.126	3.123	0.003	1.000	3747801	9.30		10298	

Reagents:

LC537-L3_00020

Amount Added: 1.00

Units: mL

TestAmerica Sacramento

Data File: \\ChromNa\Sacramento\ChromData\A8_N\20170619-44448.b\2017.06.19_537A_ICAL_006.d

Injection Date: 19-Jun-2017 17:50:31

Instrument ID: A8_N

Lims ID: IC L3

Client ID:

Operator ID: SACINSTLCMS01

ALS Bottle#: 3

Worklist Smp#: 6

Injection Vol: 2.0 ul

Dil. Factor: 1.0000

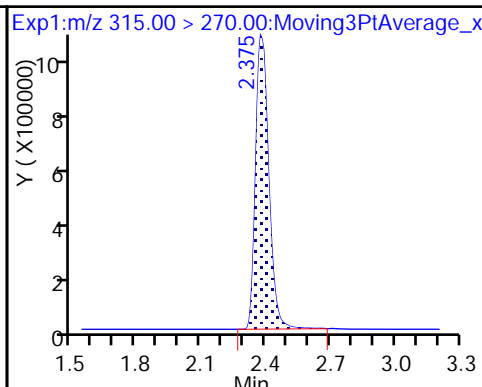
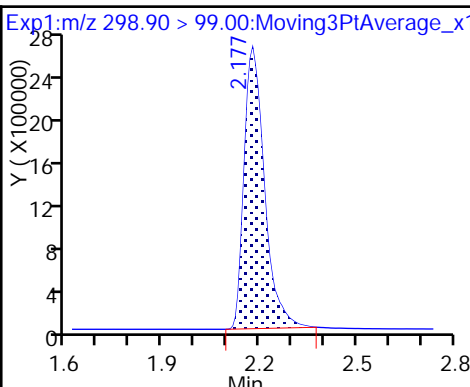
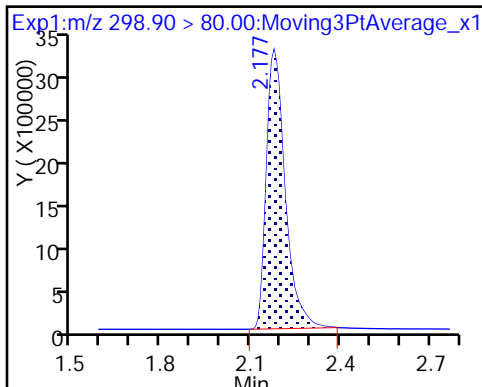
Method: 537_A8_N

Limit Group: LC 537 ICAL

1 Perfluorobutanesulfonic acid

1 Perfluorobutanesulfonic acid

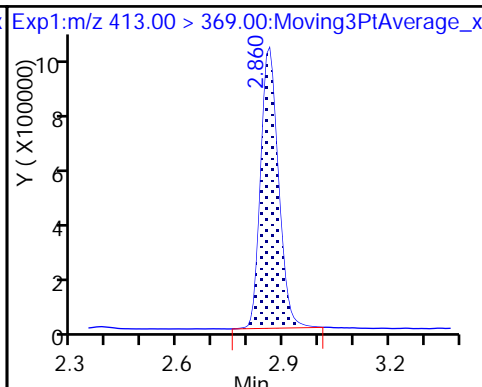
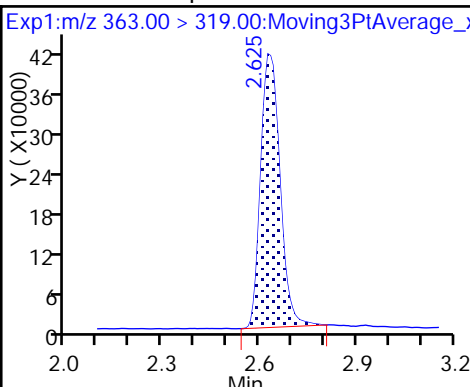
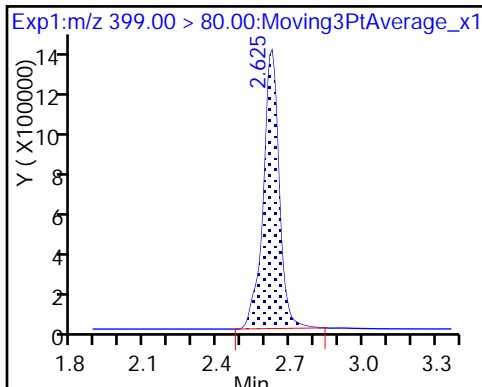
\$ 2 13C2 PFHxA



3 Perfluorohexanesulfonic acid

4 Perfluoroheptanoic acid

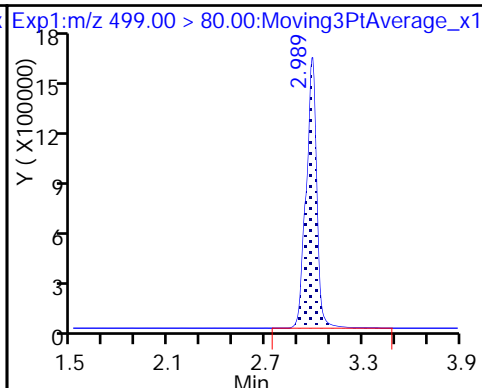
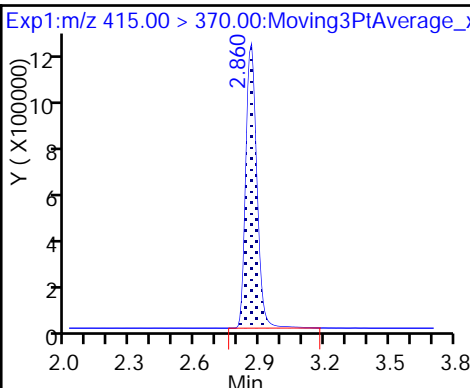
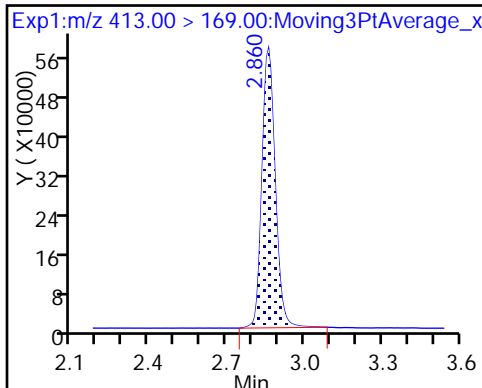
5 Perfluorooctanoic acid



5 Perfluorooctanoic acid

* 6 13C2-PFOA

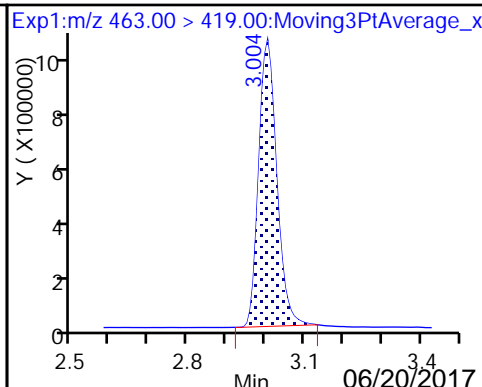
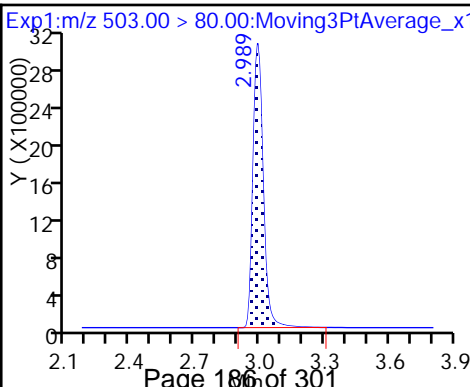
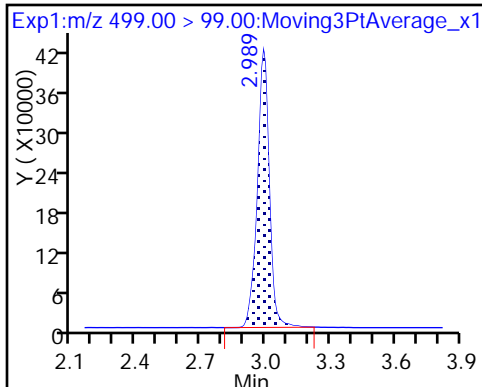
8 Perfluorooctane sulfonic acid



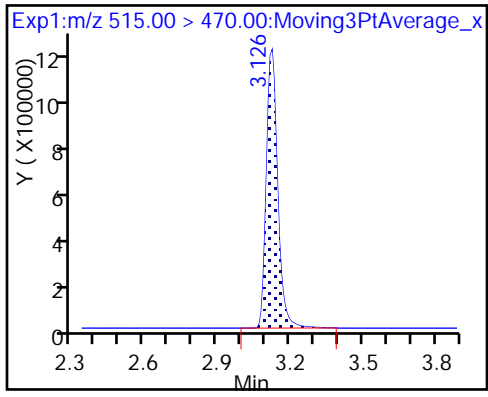
8 Perfluorooctane sulfonic acid

* 7 13C4 PFOS

9 Perfluorononanoic acid



\$ 10 13C2 PFDA



TestAmerica Sacramento
Target Compound Quantitation Report

Data File: \\ChromNa\Sacramento\ChromData\A8_N\20170619-44448.b\2017.06.19_537A_ICAL_007.d
 Lims ID: IC L4
 Client ID:
 Sample Type: ICISAV Calib Level: 4
 Inject. Date: 19-Jun-2017 17:55:14 ALS Bottle#: 4 Worklist Smp#: 7
 Injection Vol: 2.0 ul Dil. Factor: 1.0000
 Sample Info: L4_537
 Misc. Info.: Plate: 1 Rack: 1
 Operator ID: SACINSTLCMS01 Instrument ID: A8_N
 Sublist: chrom-537_A8_N*sub1

Method: \\ChromNa\Sacramento\ChromData\A8_N\20170619-44448.b\537_A8_N.m
 Limit Group: LC 537 ICAL
 Last Update: 20-Jun-2017 10:57:43 Calib Date: 19-Jun-2017 18:04:42
 Integrator: Picker
 Quant Method: Internal Standard Quant By: Initial Calibration
 Last ICal File: \\ChromNA\Sacramento\ChromData\A8_N\20170619-44448.b\2017.06.19_537A_ICAL_009.d

Column 1 : Det: EXP1
 Process Host: XAWRK019

First Level Reviewer: phomsophat Date: 19-Jun-2017 19:22:09

Signal	RT	EXP RT	DLT RT	REL RT	Response	Amount ng/ml	Ratio(Limits)	S/N	Flags
1 Perfluorobutanesulfonic acid									
298.90 > 80.00	2.185	2.183	0.002	1.000	23681909	93.0		2103	
298.90 > 99.00	2.177	2.183	-0.006	0.997	19279111		1.23(0.00-0.00)	1851	
\$ 2 13C2 PFHxA									
315.00 > 270.00	2.382	2.381	0.001	1.000	3674058	9.92		3533	
3 Perfluorohexanesulfonic acid									
399.00 > 80.00	2.625	2.625	0.0	1.000	10884436	31.7		2979	
4 Perfluoroheptanoic acid									
363.00 > 319.00	2.633	2.630	0.003	1.000	3092048	10.3		423	
* 6 13C2-PFOA									
415.00 > 370.00	2.860	2.859	0.001		3569446	10.0		7613	
5 Perfluorooctanoic acid									
413.00 > 369.00	2.860	2.859	0.001	1.000	6339348	20.3		910	
413.00 > 169.00	2.860	2.859	0.001	1.000	3614623		1.75(0.00-0.00)	2747	
8 Perfluorooctane sulfonic acid									
499.00 > 80.00	2.989	2.982	0.007	1.000	12458294	41.7		22549	
499.00 > 99.00	2.989	2.982	0.007	1.000	2773908		4.49(0.00-0.00)	6283	
* 7 13C4 PFOS									
503.00 > 80.00	2.989	2.991	-0.002		8443710	28.7		17037	
9 Perfluorononanoic acid									
463.00 > 419.00	3.004	3.003	0.001	1.000	6025078	19.8		2149	
\$ 10 13C2 PFDA									
515.00 > 470.00	3.126	3.123	0.003	1.000	3562371	10.4		8880	

Reagents:

LC537-L4_00018

Amount Added: 1.00

Units: mL

TestAmerica Sacramento

Data File: \\ChromNa\Sacramento\ChromData\A8_N\20170619-44448.b\2017.06.19_537A_ICAL_007.d

Injection Date: 19-Jun-2017 17:55:14

Instrument ID: A8_N

Lims ID: IC L4

Client ID:

Operator ID: SACINSTLCMS01

ALS Bottle#: 4

Worklist Smp#: 7

Injection Vol: 2.0 ul

Dil. Factor: 1.0000

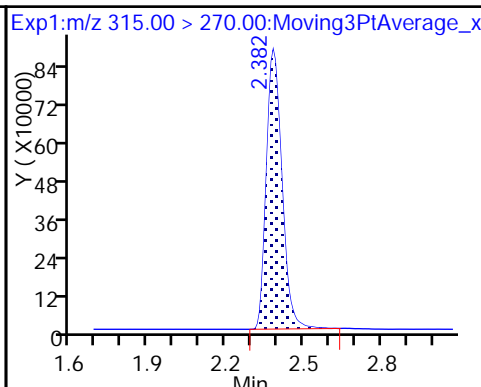
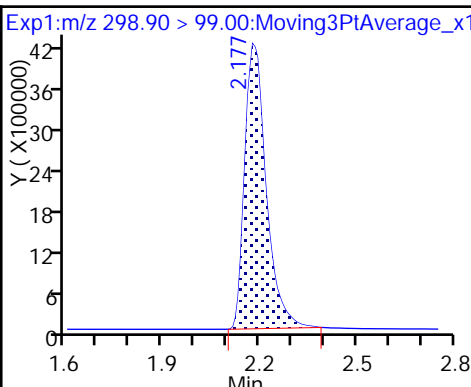
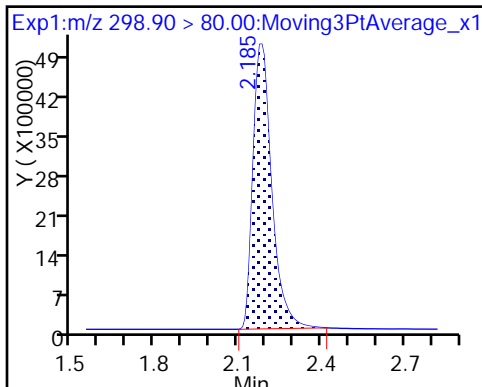
Method: 537_A8_N

Limit Group: LC 537 ICAL

1 Perfluorobutanesulfonic acid

1 Perfluorobutanesulfonic acid

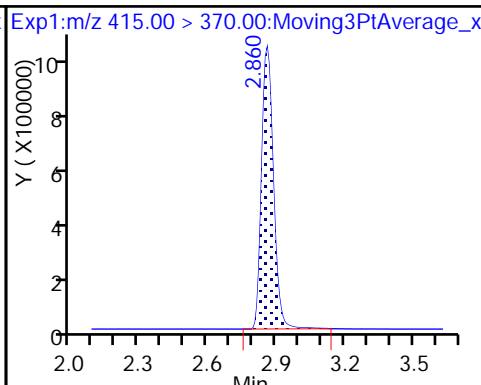
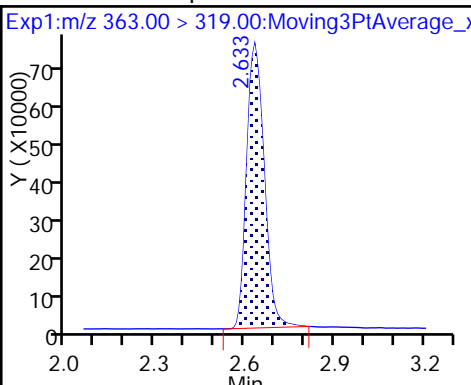
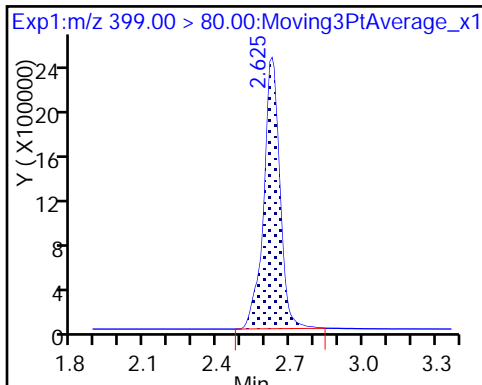
\$ 2 13C2 PFHxA



3 Perfluorohexanesulfonic acid

4 Perfluoroheptanoic acid

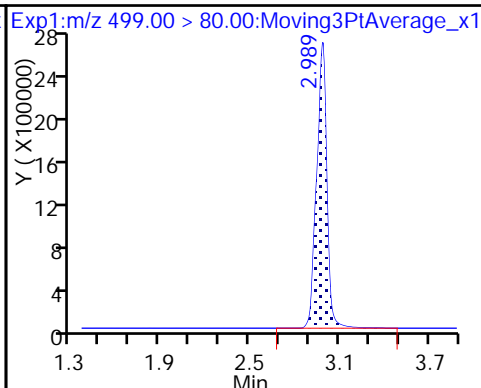
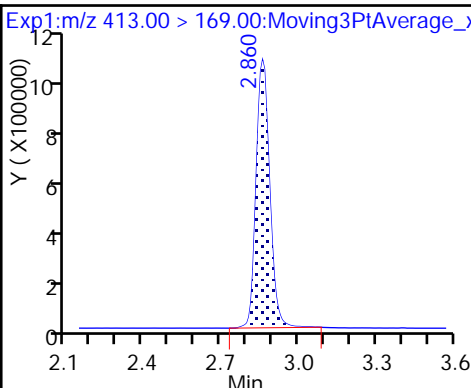
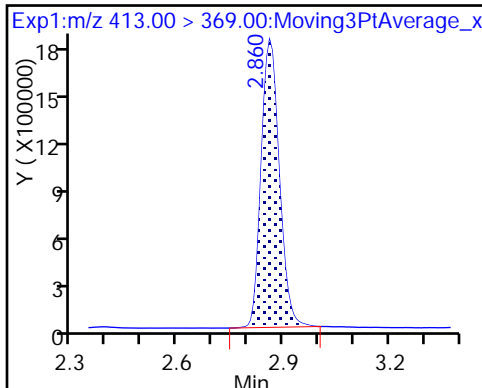
* 6 13C2-PFOA



5 Perfluorooctanoic acid

5 Perfluorooctanoic acid

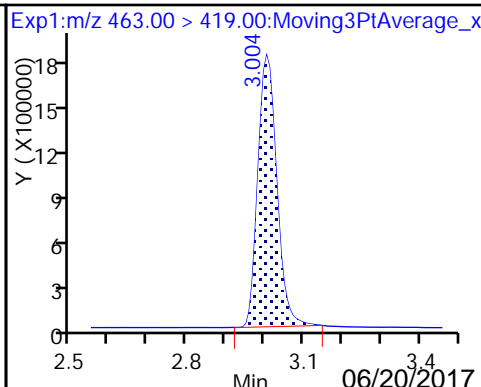
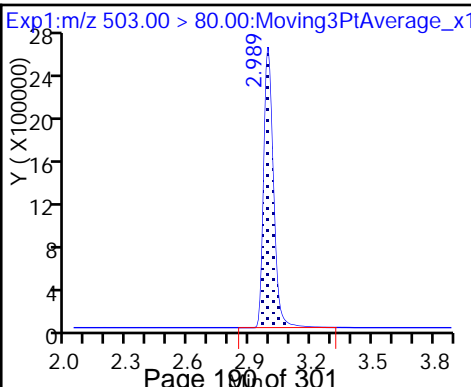
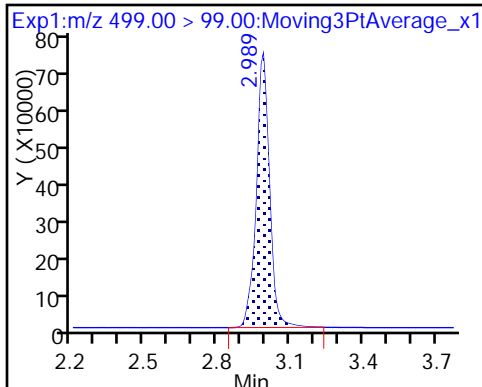
8 Perfluorooctane sulfonic acid



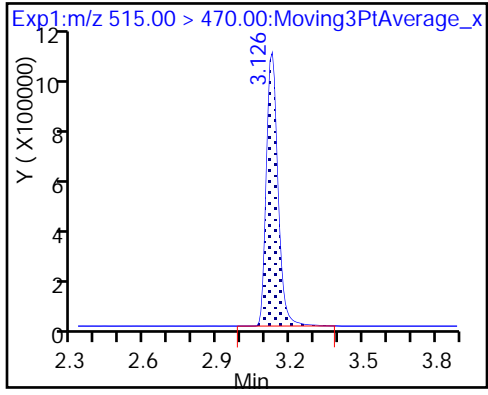
8 Perfluorooctane sulfonic acid

* 7 13C4 PFOS

9 Perfluorononanoic acid



\$ 10 13C2 PFDA



TestAmerica Sacramento
Target Compound Quantitation Report

Data File: \\ChromNa\Sacramento\ChromData\A8_N\20170619-44448.b\2017.06.19_537A_ICAL_008.d
 Lims ID: IC L5
 Client ID:
 Sample Type: IC Calib Level: 5
 Inject. Date: 19-Jun-2017 17:59:58 ALS Bottle#: 5 Worklist Smp#: 8
 Injection Vol: 2.0 ul Dil. Factor: 1.0000
 Sample Info: L5_537
 Misc. Info.: Plate: 1 Rack: 1
 Operator ID: SACINSTLCMS01 Instrument ID: A8_N
 Sublist: chrom-537_A8_N*sub1
 Method: \\ChromNa\Sacramento\ChromData\A8_N\20170619-44448.b\537_A8_N.m
 Limit Group: LC 537 ICAL
 Last Update: 20-Jun-2017 10:57:44 Calib Date: 19-Jun-2017 18:04:42
 Integrator: Picker
 Quant Method: Internal Standard Quant By: Initial Calibration
 Last ICal File: \\ChromNA\Sacramento\ChromData\A8_N\20170619-44448.b\2017.06.19_537A_ICAL_009.d

Column 1 : Det: EXP1
 Process Host: XAWRK019

First Level Reviewer: phomsophat Date: 19-Jun-2017 19:23:34

Signal	RT	EXP RT	DLT RT	REL RT	Response	Amount ng/ml	Ratio(Limits)	S/N	Flags
1 Perfluorobutanesulfonic acid									
298.90 > 80.00	2.185	2.183	0.002	1.000	35795970	125.7		2021	
298.90 > 99.00	2.185	2.183	0.002	1.000	29851648		1.20(0.00-0.00)	2318	
\$ 2 13C2 PFHxA									
315.00 > 270.00	2.382	2.381	0.001	1.000	4116656	10.3		3234	
3 Perfluorohexanesulfonic acid									
399.00 > 80.00	2.625	2.625	0.0	1.000	17549225	45.7		4202	
4 Perfluoroheptanoic acid									
363.00 > 319.00	2.633	2.630	0.003	1.000	5084081	15.6		737	
5 Perfluorooctanoic acid									
413.00 > 369.00	2.860	2.859	0.001	1.000	10547603	31.2		1518	
413.00 > 169.00	2.860	2.859	0.001	1.000	5893768		1.79(0.00-0.00)	5500	
* 6 13C2-PFOA									
415.00 > 370.00	2.860	2.859	0.001		3861310	10.0		6380	
8 Perfluorooctane sulfonic acid									
499.00 > 80.00	2.989	2.982	0.007	1.000	20543461	61.4		27604	
499.00 > 99.00	2.989	2.982	0.007	1.000	4568104		4.50(0.00-0.00)	9840	
* 7 13C4 PFOS									
503.00 > 80.00	2.989	2.991	-0.002		9445975	28.7		13989	
9 Perfluorononanoic acid									
463.00 > 419.00	3.004	3.003	0.001	1.000	9360498	28.4		2543	
\$ 10 13C2 PFDA									
515.00 > 470.00	3.118	3.123	-0.005	1.000	3726982	10.0		9457	

Reagents:

LC537-L5_00021

Amount Added: 1.00

Units: mL

TestAmerica Sacramento

Data File: \\ChromNa\Sacramento\ChromData\A8_N\20170619-44448.b\2017.06.19_537A_ICAL_008.d

Injection Date: 19-Jun-2017 17:59:58

Instrument ID: A8_N

Lims ID: IC L5

Client ID:

Operator ID: SACINSTLCMS01

ALS Bottle#: 5

Worklist Smp#: 8

Injection Vol: 2.0 ul

Dil. Factor: 1.0000

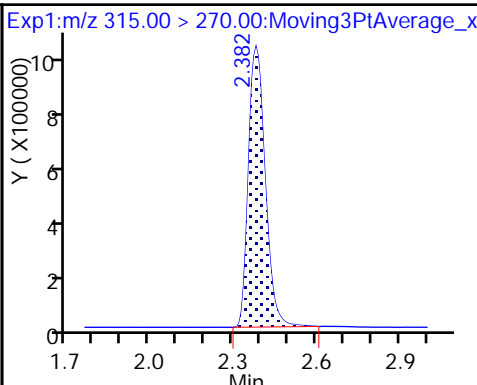
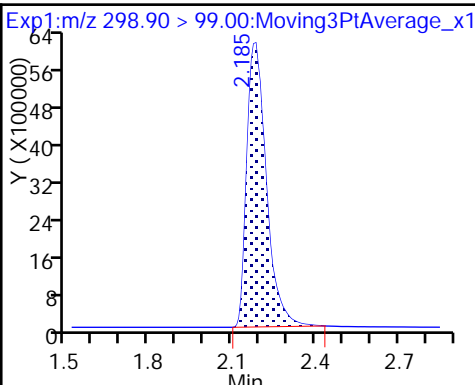
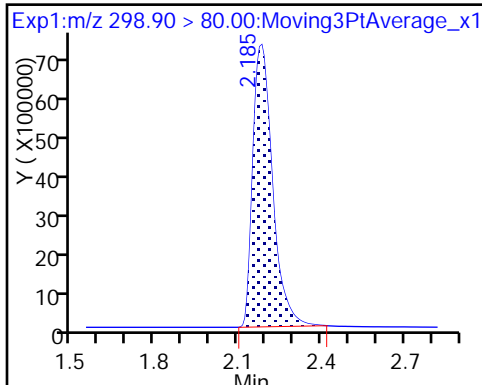
Method: 537_A8_N

Limit Group: LC 537 ICAL

1 Perfluorobutanesulfonic acid

1 Perfluorobutanesulfonic acid

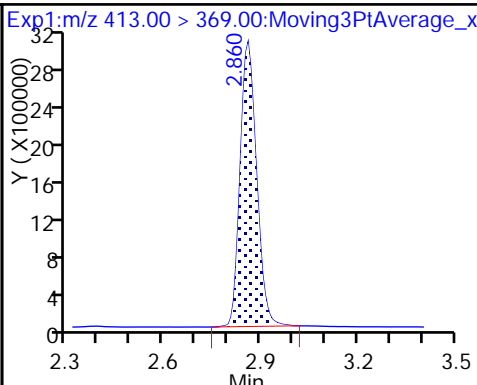
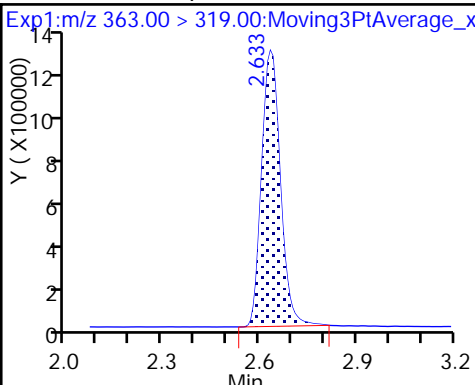
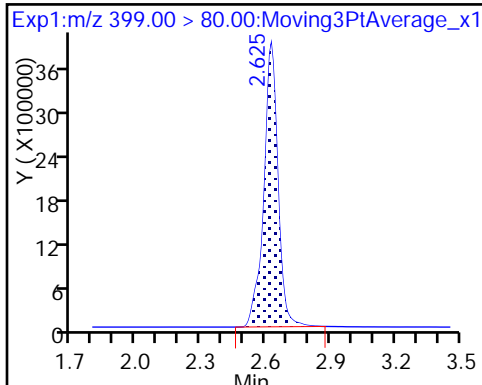
\$ 2 13C2 PFHxA



3 Perfluorohexanesulfonic acid

4 Perfluoroheptanoic acid

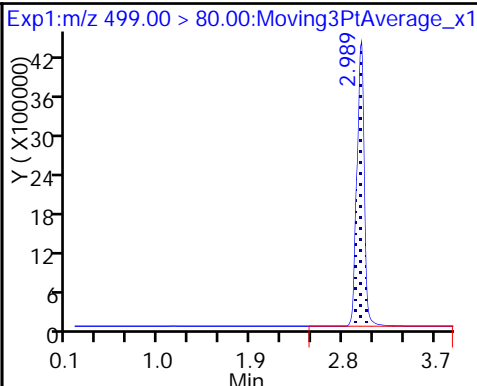
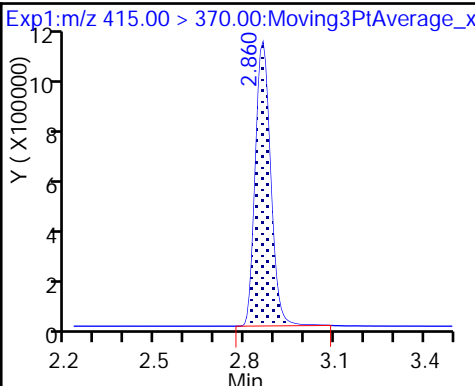
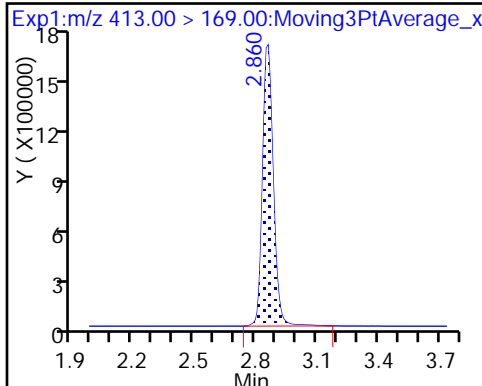
5 Perfluorooctanoic acid



5 Perfluorooctanoic acid

* 6 13C2-PFOA

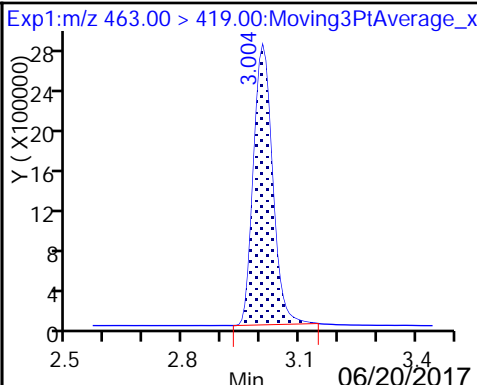
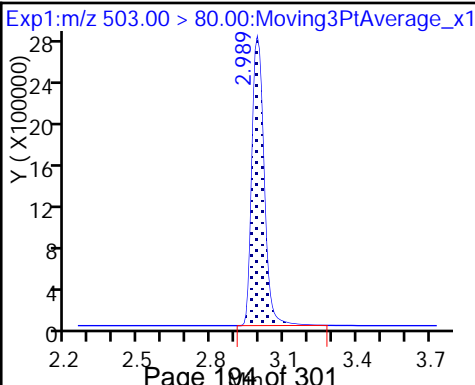
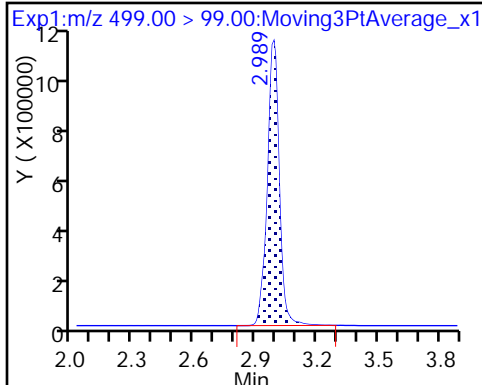
8 Perfluorooctane sulfonic acid



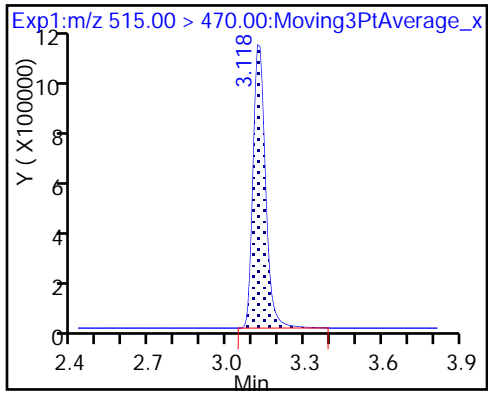
8 Perfluorooctane sulfonic acid

* 7 13C4 PFOS

9 Perfluorononanoic acid



\$ 10 13C2 PFDA



TestAmerica Sacramento
Target Compound Quantitation Report

Data File: \\ChromNa\Sacramento\ChromData\A8_N\20170619-44448.b\2017.06.19_537A_ICAL_009.d
 Lims ID: IC L6
 Client ID:
 Sample Type: IC Calib Level: 6
 Inject. Date: 19-Jun-2017 18:04:42 ALS Bottle#: 6 Worklist Smp#: 9
 Injection Vol: 2.0 ul Dil. Factor: 1.0000
 Sample Info: L6_537
 Misc. Info.: Plate: 1 Rack: 1
 Operator ID: SACINSTLCMS01 Instrument ID: A8_N
 Sublist: chrom-537_A8_N*sub1

Method: \\ChromNa\Sacramento\ChromData\A8_N\20170619-44448.b\537_A8_N.m
 Limit Group: LC 537 ICAL
 Last Update: 20-Jun-2017 10:57:45 Calib Date: 19-Jun-2017 18:04:42
 Integrator: Picker
 Quant Method: Internal Standard Quant By: Initial Calibration
 Last ICal File: \\ChromNA\Sacramento\ChromData\A8_N\20170619-44448.b\2017.06.19_537A_ICAL_009.d

Column 1 : Det: EXP1
 Process Host: XAWRK019

First Level Reviewer: phomsophat Date: 19-Jun-2017 19:23:51

Signal	RT	EXP RT	DLT RT	REL RT	Response	Amount ng/ml	Ratio(Limits)	S/N	Flags
1 Perfluorobutanesulfonic acid									
298.90 > 80.00	2.185	2.183	0.002	1.000	46244402	156.7		1994	
298.90 > 99.00	2.177	2.183	-0.006	0.997	38450203		1.20(0.00-0.00)	2037	
\$ 2 13C2 PFHxA									
315.00 > 270.00	2.382	2.381	0.001	1.000	4499723	10.4		3470	
3 Perfluorohexanesulfonic acid									
399.00 > 80.00	2.618	2.625	-0.007	1.000	24546576	61.6		4971	
4 Perfluoroheptanoic acid									
363.00 > 319.00	2.625	2.630	-0.005	1.000	7166616	20.3		1025	
* 6 13C2-PFOA									
415.00 > 370.00	2.853	2.859	-0.006		4177713	10.0		6058	
5 Perfluorooctanoic acid									
413.00 > 369.00	2.853	2.859	-0.006	1.000	14918357	40.8		1802	
413.00 > 169.00	2.853	2.859	-0.006	1.000	8666954		1.72(0.00-0.00)	8092	
8 Perfluorooctane sulfonic acid									
499.00 > 80.00	2.982	2.982	0.0	1.000	27918279	80.5		31072	
499.00 > 99.00	2.982	2.982	0.0	1.000	6349926		4.40(0.00-0.00)	18668	
* 7 13C4 PFOS									
503.00 > 80.00	2.989	2.991	-0.002		9793572	28.7		19130	
9 Perfluorononanoic acid									
463.00 > 419.00	2.997	3.003	-0.006	1.000	12866660	36.1		3609	
\$ 10 13C2 PFDA									
515.00 > 470.00	3.118	3.123	-0.005	1.000	4296473	10.7		11949	

Reagents:

LC537-L6_00017

Amount Added: 1.00

Units: mL

TestAmerica Sacramento

Data File: \\ChromNa\Sacramento\ChromData\A8_N\20170619-44448.b\2017.06.19_537A_ICAL_009.d

Injection Date: 19-Jun-2017 18:04:42

Instrument ID: A8_N

Lims ID: IC L6

Client ID:

Operator ID: SACINSTLCMS01

ALS Bottle#: 6

Worklist Smp#: 9

Injection Vol: 2.0 ul

Dil. Factor: 1.0000

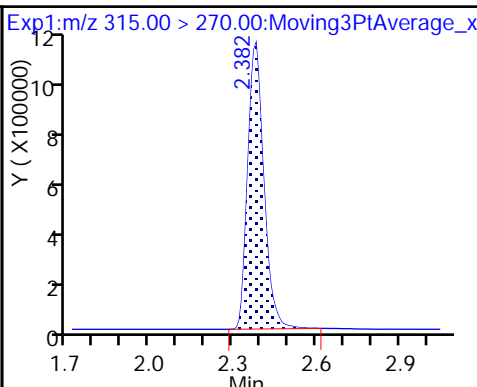
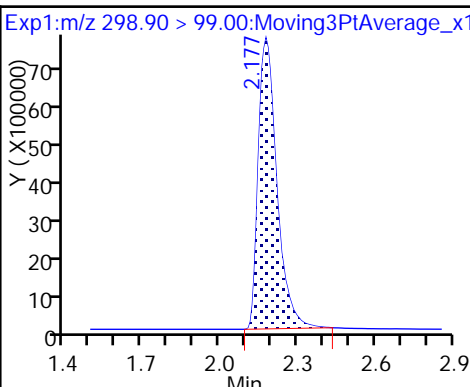
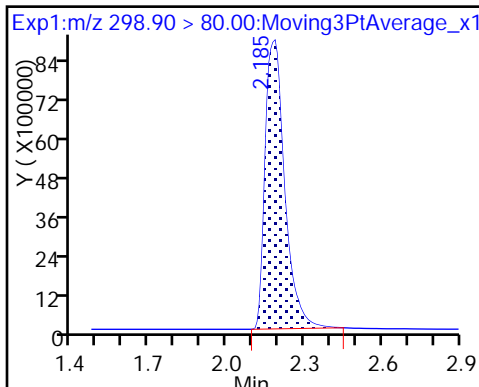
Method: 537_A8_N

Limit Group: LC 537 ICAL

1 Perfluorobutanesulfonic acid

1 Perfluorobutanesulfonic acid

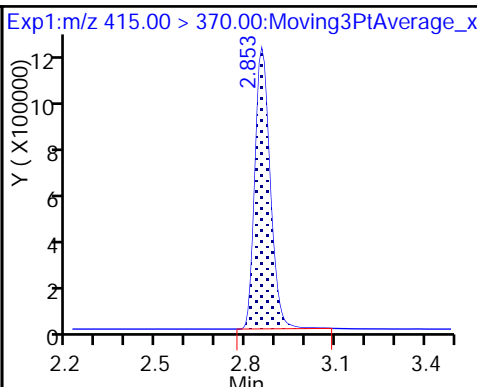
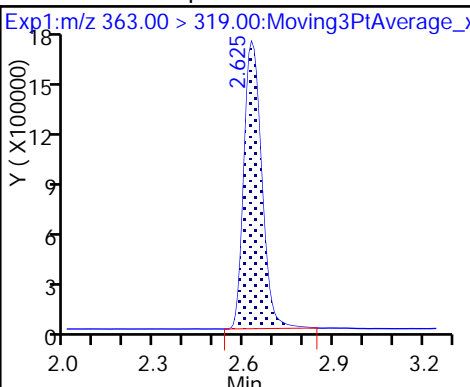
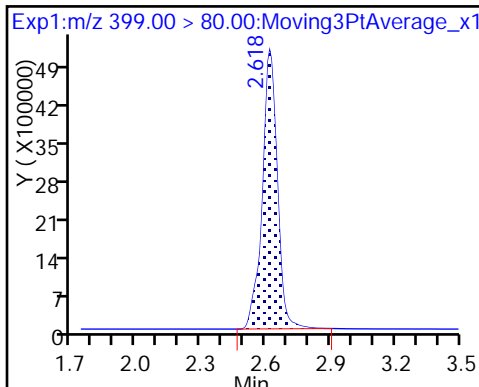
\$ 2 13C2 PFHxA



3 Perfluorohexanesulfonic acid

4 Perfluoroheptanoic acid

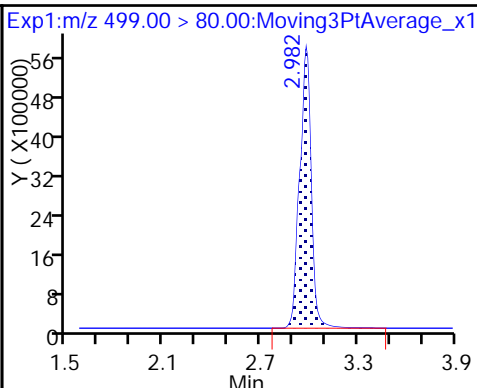
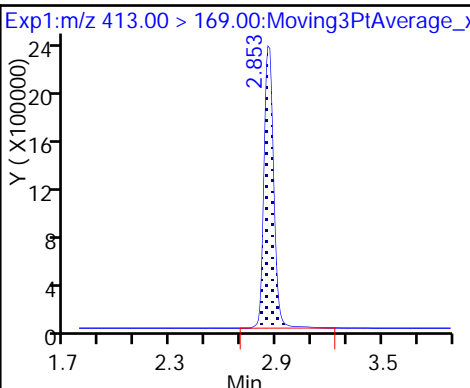
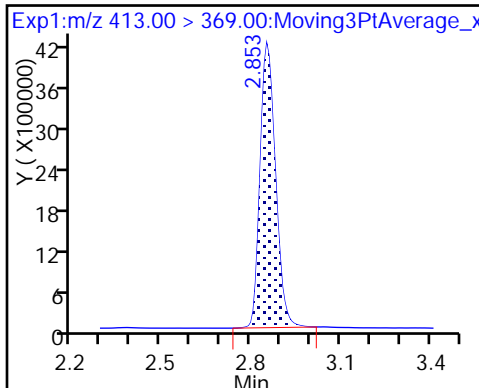
* 6 13C2-PFOA



5 Perfluorooctanoic acid

5 Perfluorooctanoic acid

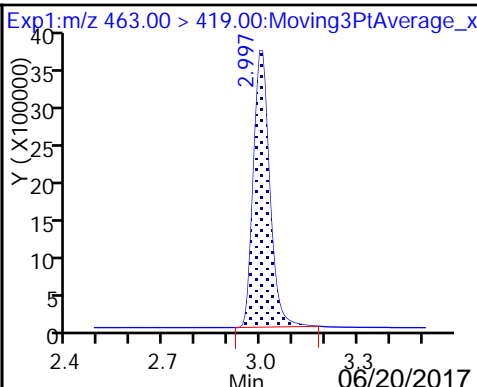
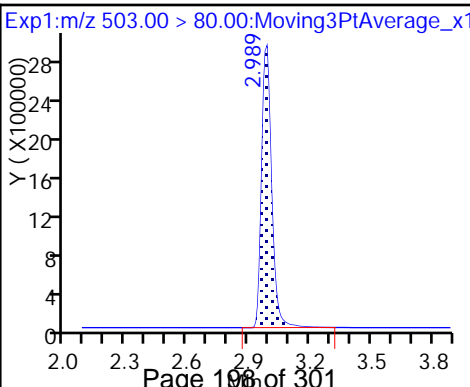
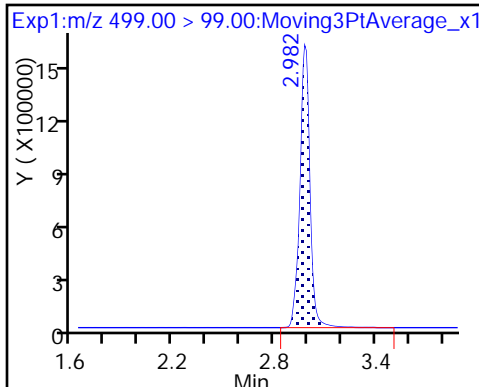
8 Perfluorooctane sulfonic acid



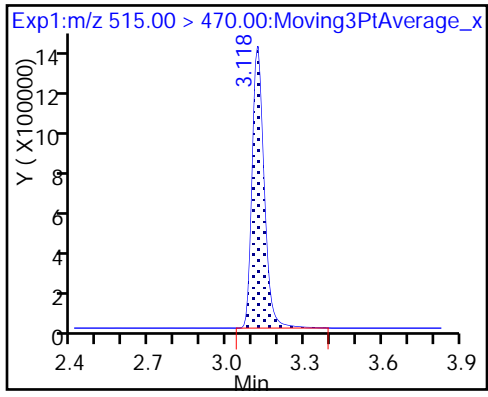
8 Perfluorooctane sulfonic acid

* 7 13C4 PFOS

9 Perfluorononanoic acid



\$ 10 13C2 PFDA



FORM VII
LCMS CONTINUING CALIBRATION DATA

Lab Name: TestAmerica Sacramento Job No.: 320-28973-1
 SDG No.: _____
 Lab Sample ID: CCVL 320-169402/11 Calibration Date: 06/14/2017 20:46
 Instrument ID: A8_N Calib Start Date: 06/14/2017 20:15
 GC Column: GeminiC18 3x100 ID: 3.00 (mm) Calib End Date: 06/14/2017 20:37
 Lab File ID: 2017.06.14537iCAL_011.d Conc. Units: ng/mL

ANALYTE	CURVE TYPE	AVE RRF	RRF	MIN RRF	CALC AMOUNT	SPIKE AMOUNT	%D	MAX %D
Perfluorobutanesulfonic acid (PFBS)	Ave	1.057	1.115		22.4	21.2	5.5	50.0
Perfluoroheptanoic acid	Ave	0.9747	1.005		2.45	2.38	3.1	50.0
Perfluorohexanesulfonic acid	Ave	1.402	1.403		7.22	7.21	0.0	50.0
Perfluorooctanoic acid (PFOA)	Ave	0.8822	0.8784		4.77	4.80	-0.4	50.0
Perfluorooctanesulfonic acid (PFOS)	Ave	1.021	0.9766		9.19	9.61	-4.4	50.0
Perfluorononanoic acid	Ave	0.7828	0.8414		4.97	4.62	7.5	50.0
13C2 PFHxA	Ave	1.135	1.140		10.0	10.0	0.4	30.0
13C2 PFDA	Ave	0.7652	0.7754		10.1	10.0	1.3	30.0

TestAmerica Sacramento
Target Compound Quantitation Report

Data File: \\ChromNa\Sacramento\ChromData\A8_N\20170615-44302.b\2017.06.14537iCAL_011.d
 Lims ID: CCVL
 Client ID:
 Sample Type: CCVL
 Inject. Date: 14-Jun-2017 20:46:21 ALS Bottle#: 2 Worklist Smp#: 11
 Injection Vol: 2.0 ul Dil. Factor: 1.0000
 Sample Info: CCV L2
 Misc. Info.: Plate: 1 Rack: 1
 Operator ID: SACINSTLCMS01 Instrument ID: A8_N
 Sublist: chrom-537_A8_N*sub1
 Method: \\ChromNa\Sacramento\ChromData\A8_N\20170615-44302.b\537_A8_N.m
 Limit Group: LC 537 ICAL
 Last Update: 15-Jun-2017 14:05:14 Calib Date: 14-Jun-2017 20:37:33
 Integrator: Picker
 Quant Method: Internal Standard Quant By: Initial Calibration
 Last Ical File: \\ChromNA\Sacramento\ChromData\A8_N\20170615-44302.b\2017.06.14537iCAL_009.d

Column 1 : Det: EXP1
 Process Host: XAWRK006

First Level Reviewer: barnettj Date: 15-Jun-2017 13:54:48

Signal	RT	EXP RT	DLT RT	REL RT	Response	Amount ng/ml	Ratio(Limits)	S/N	Flags
1 Perfluorobutanesulfonic acid									
298.90 > 80.00	1.859	1.855	0.004	1.000	4448868	22.4		1210	
298.90 > 99.00	1.859	1.855	0.004	1.000	3579327		1.24(0.00-0.00)	1322	
\$ 2 13C2 PFHxA									
315.00 > 270.00	2.018	2.018	0.0	1.000	2982045	10.0		6506	
3 Perfluorohexanesulfonic acid									
399.00 > 80.00	2.231	2.226	0.005	1.000	1903977	7.22		753	
4 Perfluoroheptanoic acid									
363.00 > 319.00	2.231	2.232	-0.001	1.000	624991	2.45		130	
* 6 13C2-PFOA									
415.00 > 370.00	2.489	2.482	0.007		2616712	10.0		6045	
5 Perfluorooctanoic acid									
413.00 > 369.00	2.489	2.485	0.004	1.000	1102165	4.77		244	
413.00 > 169.00	2.489	2.485	0.004	1.000	616302		1.79(0.00-0.00)	763	
* 7 13C4 PFOS									
503.00 > 80.00	2.648	2.645	0.003		5395946	28.7		13847	
8 Perfluorooctane sulfonic acid									
499.00 > 80.00	2.648	2.648	0.0	1.000	1765417	9.19		5957	
499.00 > 99.00	2.648	2.648	0.0	1.000	410736		4.30(0.00-0.00)	1823	
9 Perfluorononanoic acid									
463.00 > 419.00	2.655	2.658	-0.003	1.000	1017720	4.97		928	
\$ 10 13C2 PFDA									
515.00 > 470.00	2.769	2.771	-0.002	1.000	2028874	10.1		8404	

Reagents:

LC537-L2_00018

Amount Added: 1.00

Units: mL

TestAmerica Sacramento

Data File: \\ChromNa\Sacramento\ChromData\A8_N\20170615-44302.b\2017.06.14537iCAL_011.d

Injection Date: 14-Jun-2017 20:46:21

Instrument ID: A8_N

Lims ID: CCVL

Client ID:

Operator ID: SACINSTLCMS01

ALS Bottle#: 2

Worklist Smp#: 11

Injection Vol: 2.0 ul

Dil. Factor: 1.0000

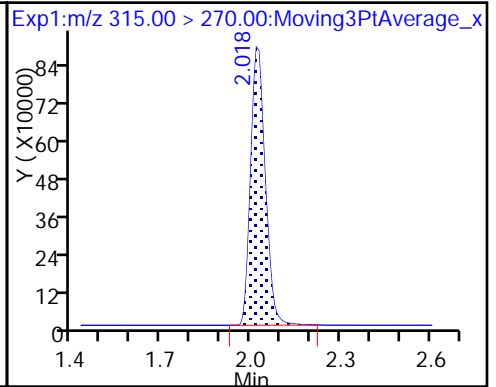
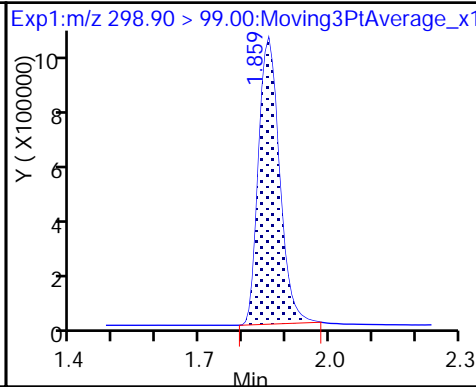
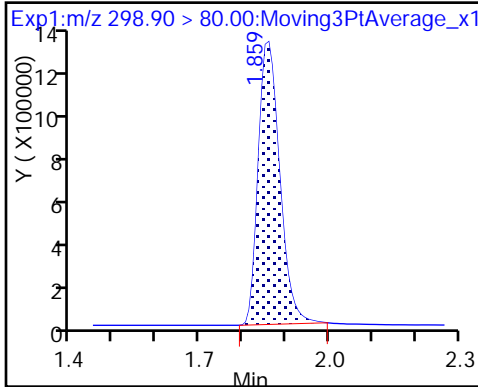
Method: 537_A8_N

Limit Group: LC 537 ICAL

1 Perfluorobutanesulfonic acid

1 Perfluorobutanesulfonic acid

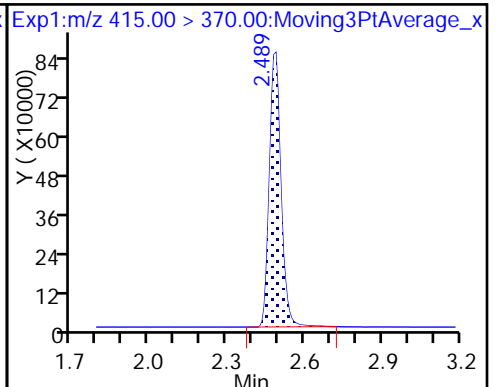
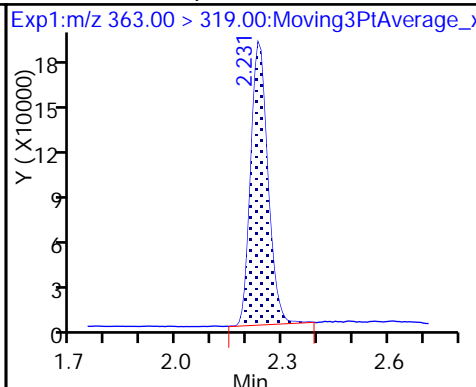
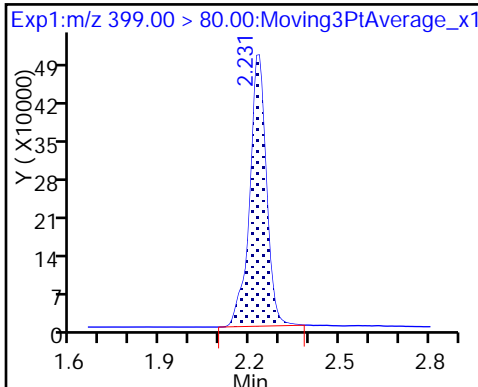
\$ 2 13C2 PFHxA



3 Perfluorohexanesulfonic acid

4 Perfluoroheptanoic acid

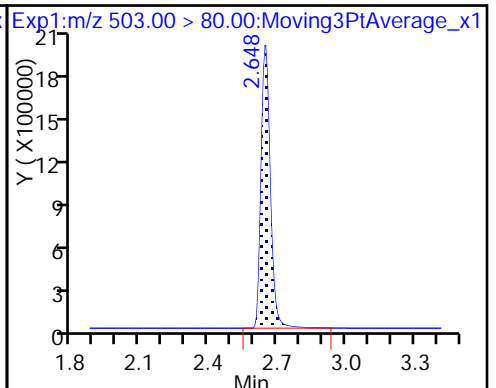
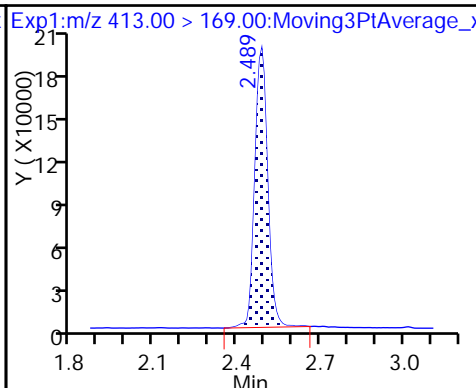
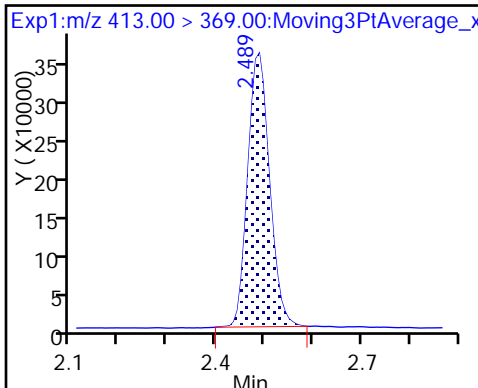
* 6 13C2-PFOA



5 Perfluorooctanoic acid

5 Perfluorooctanoic acid

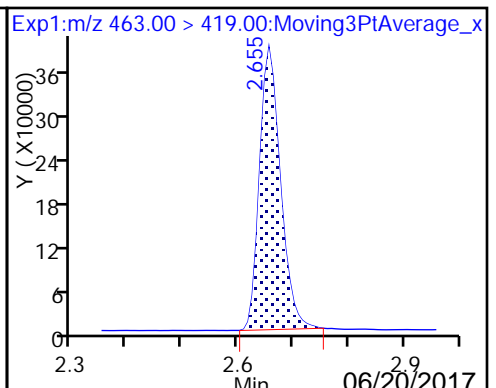
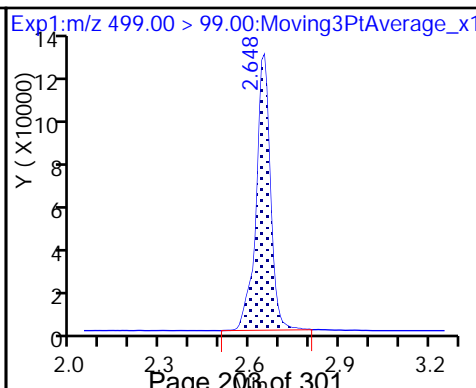
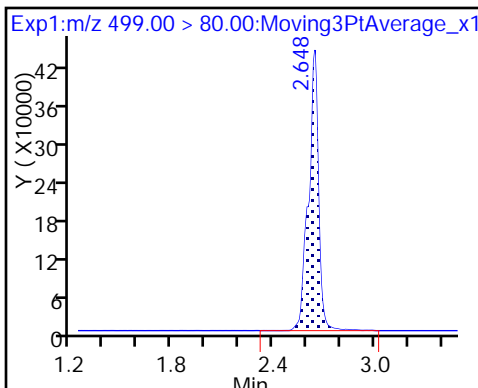
* 7 13C4 PFOS



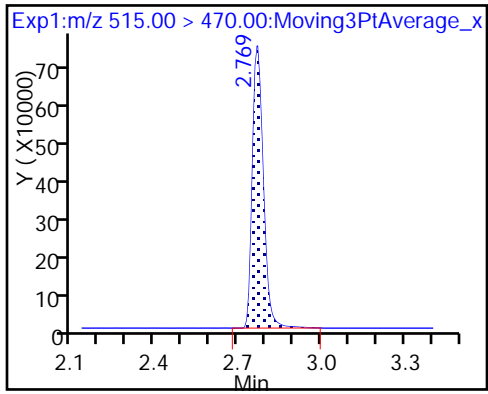
8 Perfluorooctane sulfonic acid

8 Perfluorooctane sulfonic acid

9 Perfluorononanoic acid



\$ 10 13C2 PFDA



FORM VII
LCMS CONTINUING CALIBRATION DATA

Lab Name: TestAmerica Sacramento Job No.: 320-28973-1
 SDG No.: _____
 Lab Sample ID: ICV 320-169402/13 Calibration Date: 06/14/2017 20:55
 Instrument ID: A8_N Calib Start Date: 06/14/2017 20:15
 GC Column: GeminiC18 3x100 ID: 3.00 (mm) Calib End Date: 06/14/2017 20:37
 Lab File ID: 2017.06.14537iCAL_013.d Conc. Units: ng/mL

ANALYTE	CURVE TYPE	AVE RRF	RRF	MIN RRF	CALC AMOUNT	SPIKE AMOUNT	%D	MAX %D
Perfluorobutanesulfonic acid (PFBS)	Ave	1.057	1.094		104	101	3.5	30.0
Perfluoroheptanoic acid	Ave	0.9747	0.9435		9.76	10.1	-3.2	30.0
Perfluorohexanesulfonic acid	Ave	1.402	1.473		22.3	21.2	5.1	30.0
Perfluorooctanoic acid (PFOA)	Ave	0.8822	0.9564		21.7	20.0	8.4	30.0
Perfluorooctanesulfonic acid (PFOS)	Ave	1.021	1.055		21.4	20.7	3.3	30.0
Perfluorononanoic acid	Ave	0.7828	0.8171		20.9	20.0	4.4	30.0
13C2 PFHxA	Ave	1.135	1.191		10.5	10.0	4.9	30.0
13C2 PFDA	Ave	0.7652	0.8166		10.7	10.0	6.7	30.0

TestAmerica Sacramento
Target Compound Quantitation Report

Data File: \\ChromNa\Sacramento\ChromData\A8_N\20170615-44302.b\2017.06.14537iCAL_013.d
 Lims ID: ICV
 Client ID:
 Sample Type: ICV
 Inject. Date: 14-Jun-2017 20:55:10 ALS Bottle#: 7 Worklist Smp#: 13
 Injection Vol: 2.0 ul Dil. Factor: 1.0000
 Sample Info: ICV
 Misc. Info.: Plate: 1 Rack: 1
 Operator ID: SACINSTLCMS01 Instrument ID: A8_N
 Sublist:
 Method: \\ChromNa\Sacramento\ChromData\A8_N\20170615-44302.b\537_A8_N.m
 Limit Group: LC 537 ICAL
 Last Update: 15-Jun-2017 14:05:16 Calib Date: 14-Jun-2017 20:37:33
 Integrator: Picker
 Quant Method: Internal Standard Quant By: Initial Calibration
 Last ICal File: \\ChromNA\Sacramento\ChromData\A8_N\20170615-44302.b\2017.06.14537iCAL_009.d
 Column 1 : Det: EXP1
 Process Host: XAWRK006

First Level Reviewer: barnettj Date: 15-Jun-2017 14:04:59

Signal	RT	EXP RT	DLT RT	REL RT	Response	Amount ng/ml	Ratio(Limits)	S/N	Flags
1 Perfluorobutanesulfonic acid									
298.90 > 80.00	1.851	1.855	-0.004	1.000	22292352	104.2		2727	
298.90 > 99.00	1.851	1.855	-0.004	1.000	17845408		1.25(0.00-0.00)	3161	
\$ 2 13C2 PFHxA									
315.00 > 270.00	2.018	2.018	0.0	1.000	3221517	10.5		5484	
3 Perfluorohexanesulfonic acid									
399.00 > 80.00	2.223	2.226	-0.003	1.000	6317985	22.3		1811	
4 Perfluoroheptanoic acid									
363.00 > 319.00	2.223	2.232	-0.009	1.000	2572811	9.76		470	
* 6 13C2-PFOA									
415.00 > 370.00	2.481	2.482	-0.001		2705290	10.0		5303	
5 Perfluorooctanoic acid									
413.00 > 369.00	2.481	2.485	-0.004	1.000	5179508	21.7		918	
413.00 > 169.00	2.473	2.485	-0.012	0.997	2868996		1.81(0.00-0.00)	3263	
* 7 13C4 PFOS									
503.00 > 80.00	2.640	2.645	-0.005		5804712	28.7		15971	
8 Perfluorooctane sulfonic acid									
499.00 > 80.00	2.640	2.648	-0.008	1.000	4419849	21.4		17363	
499.00 > 99.00	2.640	2.648	-0.008	1.000	846193		5.22(0.00-0.00)	4306	
9 Perfluorononanoic acid									
463.00 > 419.00	2.648	2.658	-0.010	1.000	4422822	20.9		2565	
\$ 10 13C2 PFDA									
515.00 > 470.00	2.762	2.771	-0.009	1.000	2209246	10.7		8381	

Reagents:

LC537-ICV_00020

Amount Added: 1.00

Units: mL

TestAmerica Sacramento

Data File: \\ChromNa\Sacramento\ChromData\A8_N\20170615-44302.b\2017.06.14537iCAL_013.d

Injection Date: 14-Jun-2017 20:55:10

Instrument ID: A8_N

Lims ID: ICV

Client ID:

Operator ID: SACINSTLCMS01

ALS Bottle#: 7

Worklist Smp#: 13

Injection Vol: 2.0 ul

Dil. Factor: 1.0000

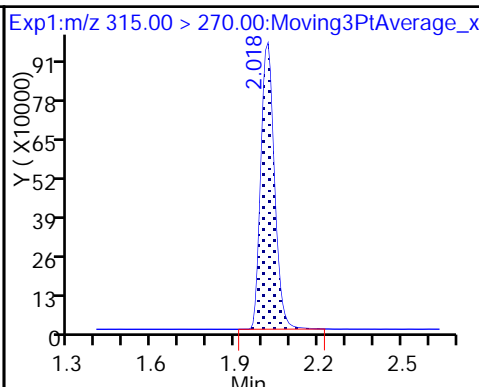
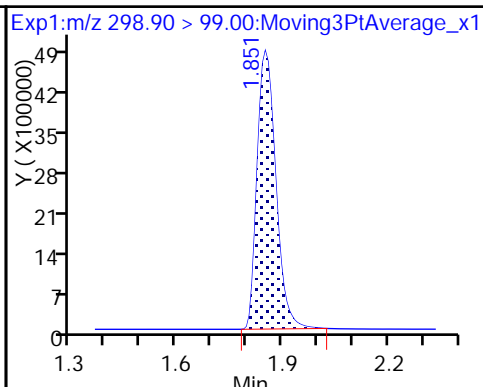
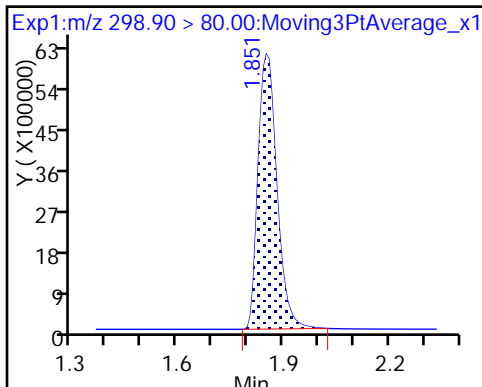
Method: 537_A8_N

Limit Group: LC 537 ICAL

1 Perfluorobutanesulfonic acid

1 Perfluorobutanesulfonic acid

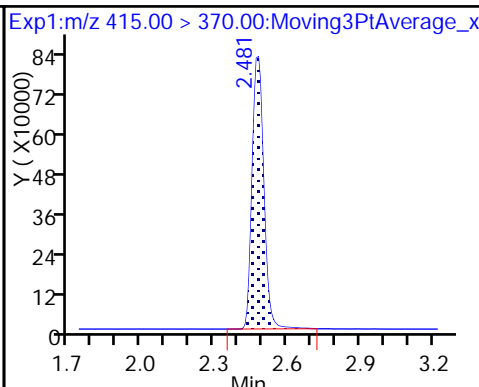
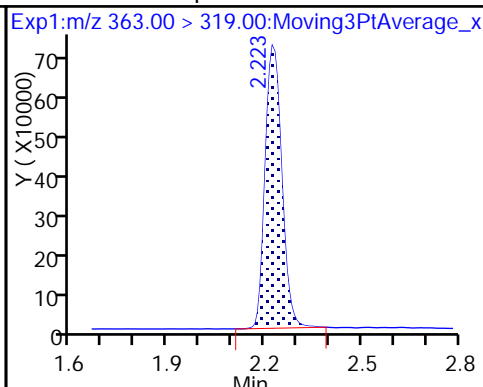
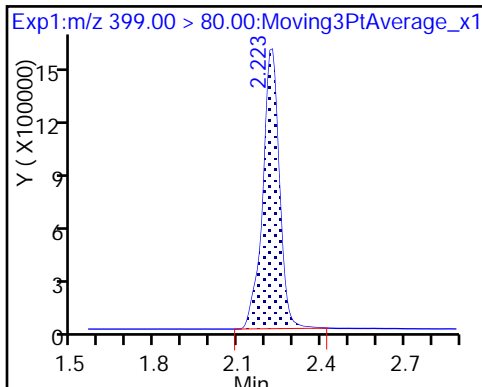
\$ 2 13C2 PFHxA



3 Perfluorohexanesulfonic acid

4 Perfluoroheptanoic acid

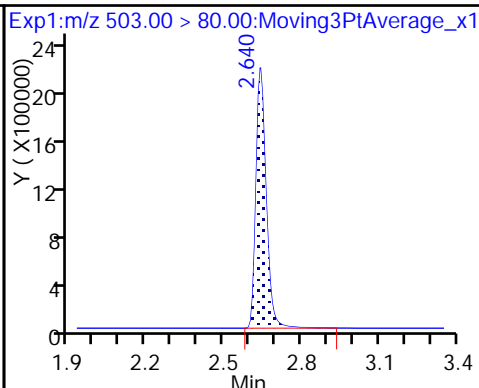
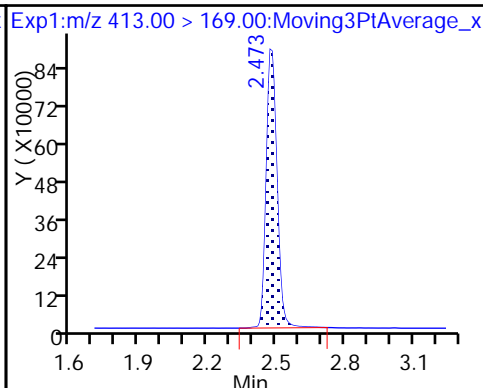
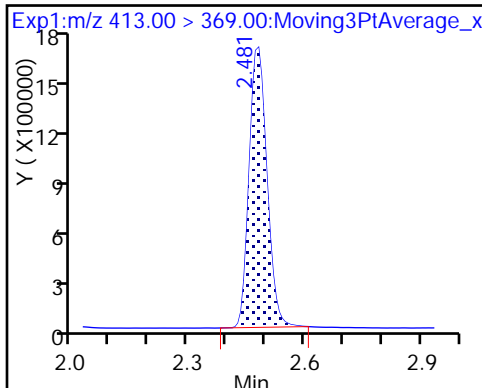
* 6 13C2-PFOA



5 Perfluorooctanoic acid

5 Perfluorooctanoic acid

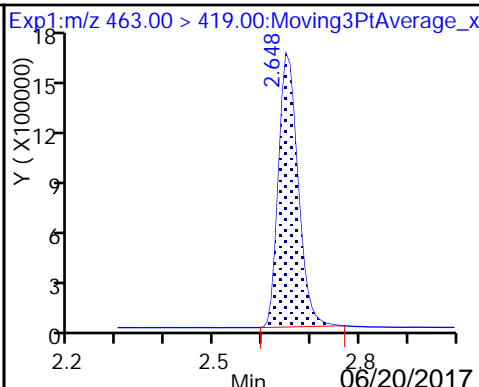
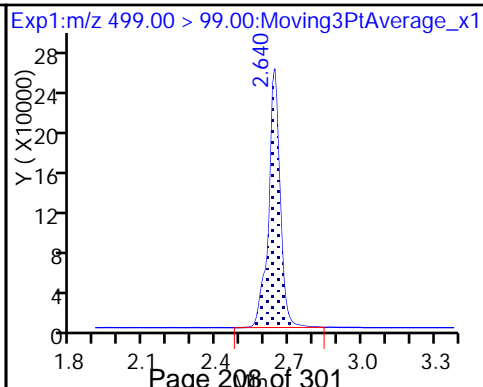
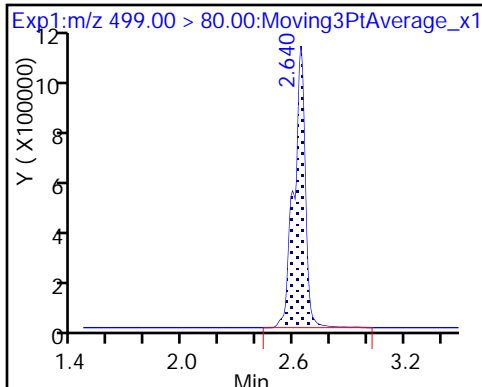
* 7 13C4 PFOS



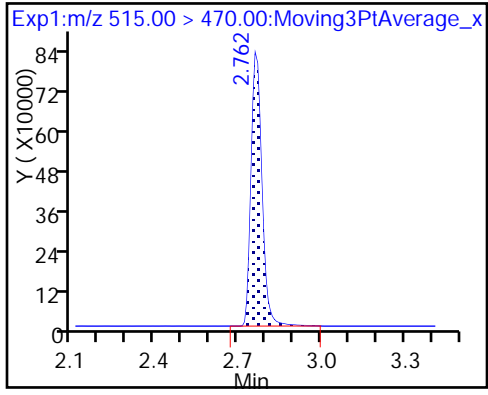
8 Perfluorooctane sulfonic acid

8 Perfluorooctane sulfonic acid

9 Perfluorononanoic acid



\$ 10 13C2 PFDA



FORM VII
LCMS CONTINUING CALIBRATION DATA

Lab Name: TestAmerica Sacramento Job No.: 320-28973-1
 SDG No.: _____
 Lab Sample ID: CCV 320-169413/1 Calibration Date: 06/14/2017 22:31
 Instrument ID: A8_N Calib Start Date: 06/14/2017 20:15
 GC Column: GeminiC18 3x100 ID: 3.00 (mm) Calib End Date: 06/14/2017 20:37
 Lab File ID: 2017.06.14_537B_021.d Conc. Units: ng/mL

ANALYTE	CURVE TYPE	AVE RRF	RRF	MIN RRF	CALC AMOUNT	SPIKE AMOUNT	%D	MAX %D
Perfluorobutanesulfonic acid (PFBS)	Ave	1.057	1.084		136	133	2.5	30.0
Perfluoroheptanoic acid	Ave	0.9747	1.007		15.3	14.9	3.3	30.0
Perfluorohexanesulfonic acid	Ave	1.402	1.467		47.2	45.1	4.6	30.0
Perfluorooctanoic acid (PFOA)	Ave	0.8822	0.8833		30.0	30.0	0.1	30.0
Perfluorooctanesulfonic acid (PFOS)	Ave	1.021	1.055		62.0	60.0	3.3	30.0
Perfluorononanoic acid	Ave	0.7828	0.7890		29.1	28.9	0.8	30.0
13C2 PFHxA	Ave	1.135	1.132		9.97	10.0	-0.3	30.0
13C2 PFDA	Ave	0.7652	0.7403		9.67	10.0	-3.3	30.0

TestAmerica Sacramento
Target Compound Quantitation Report

Data File: \\ChromNa\Sacramento\ChromData\A8_N\20170615-44305.b\2017.06.14_537B_021.d
 Lims ID: CCV L5
 Client ID:
 Sample Type: CCVIS
 Inject. Date: 14-Jun-2017 22:31:59 ALS Bottle#: 5 Worklist Smp#: 1
 Injection Vol: 2.0 ul Dil. Factor: 1.0000
 Sample Info: CCV L5
 Misc. Info.: Plate: 1 Rack: 1
 Operator ID: SACINSTLCMS01 Instrument ID: A8_N
 Sublist: chrom-537_A8_N*sub1
 Method: \\ChromNa\Sacramento\ChromData\A8_N\20170615-44305.b\537_A8_N.m
 Limit Group: LC 537 ICAL
 Last Update: 15-Jun-2017 15:10:47 Calib Date: 14-Jun-2017 20:37:33
 Integrator: Picker
 Quant Method: Internal Standard Quant By: Initial Calibration
 Last ICal File: \\ChromNA\Sacramento\ChromData\A8_N\20170615-44302.b\2017.06.14537iCAL_009.d

Column 1 : Det: EXP1
 Process Host: XAWRK006

First Level Reviewer: barnettj Date: 15-Jun-2017 15:00:42

Signal	RT	EXP RT	DLT RT	REL RT	Response	Amount ng/ml	Ratio(Limits)	S/N	Flags
1 Perfluorobutanesulfonic acid									
298.90 > 80.00	1.866	1.855	0.011	1.000	25907052	135.9		3149	
298.90 > 99.00	1.866	1.855	0.011	1.000	20486429		1.26(0.00-0.00)	3256	
\$ 2 13C2 PFHxA									
315.00 > 270.00	2.026	2.018	0.008	1.000	2910181	9.97		5463	
3 Perfluorohexanesulfonic acid									
399.00 > 80.00	2.238	2.226	0.012	1.000	11935899	47.2		2761	
4 Perfluoroheptanoic acid									
363.00 > 319.00	2.238	2.232	0.006	1.000	3846985	15.3		793	
* 6 13C2-PFOA									
415.00 > 370.00	2.489	2.482	0.007		2571744	10.0		4984	
5 Perfluorooctanoic acid									
413.00 > 369.00	2.489	2.485	0.004	1.000	6808239	30.0		1209	
413.00 > 169.00	2.489	2.485	0.004	1.000	3955638		1.72(0.00-0.00)	4618	
* 7 13C4 PFOS									
503.00 > 80.00	2.648	2.645	0.003		5174807	28.7		10629	
8 Perfluorooctane sulfonic acid									
499.00 > 80.00	2.648	2.655	-0.007	1.000	11430060	62.0		37099	
499.00 > 99.00	2.648	2.655	-0.007	1.000	2675398		4.27(0.00-0.00)	12037	
9 Perfluorononanoic acid									
463.00 > 419.00	2.663	2.658	0.005	1.000	5862192	29.1		2911	
\$ 10 13C2 PFDA									
515.00 > 470.00	2.769	2.771	-0.002	1.000	1903932	9.67		6237	

Reagents:

LC537-L5_00021

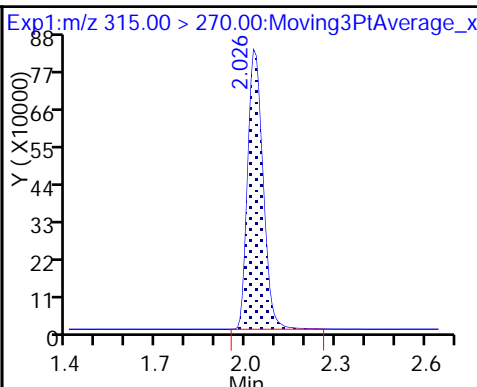
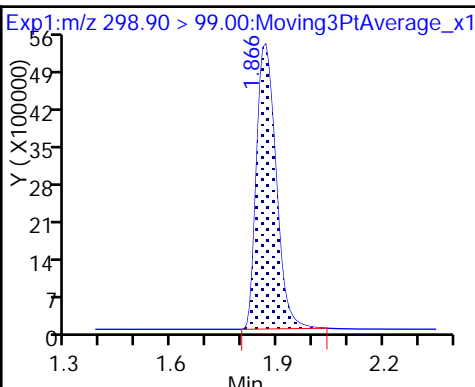
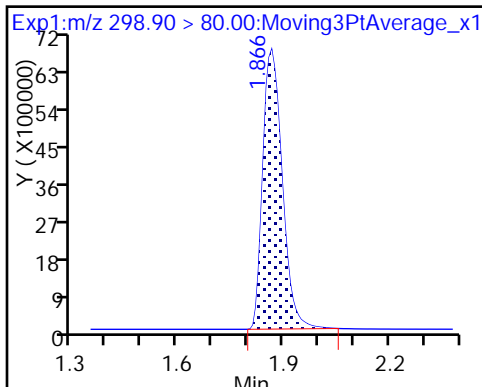
Amount Added: 1.00

Units: mL

1 Perfluorobutanesulfonic acid

1 Perfluorobutanesulfonic acid

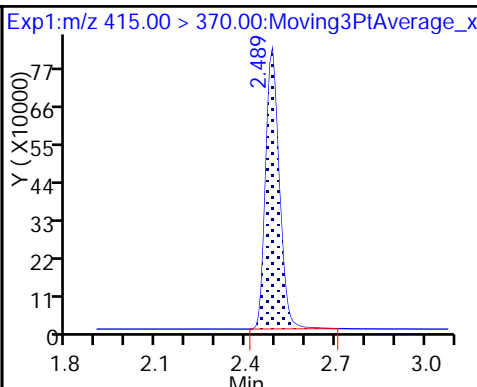
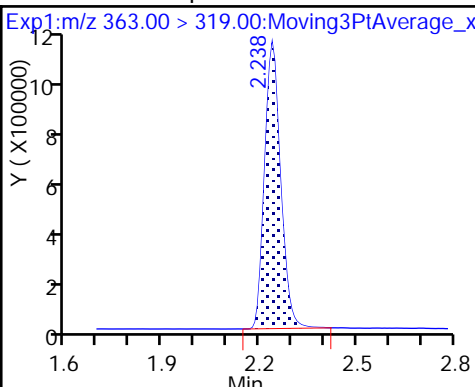
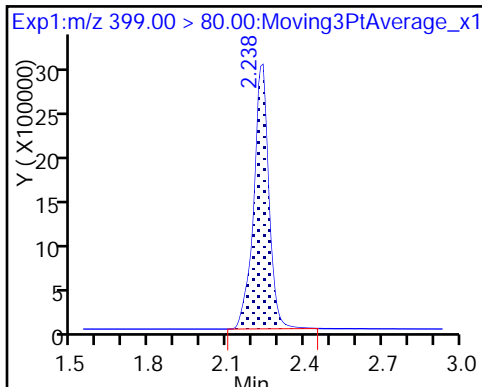
\$ 2 13C2 PFHxA



3 Perfluorohexanesulfonic acid

4 Perfluoroheptanoic acid

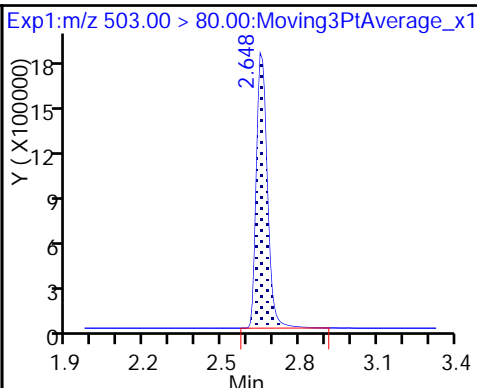
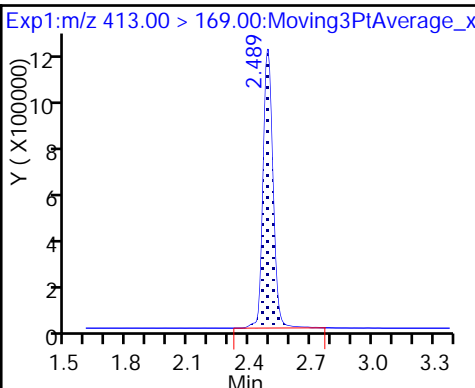
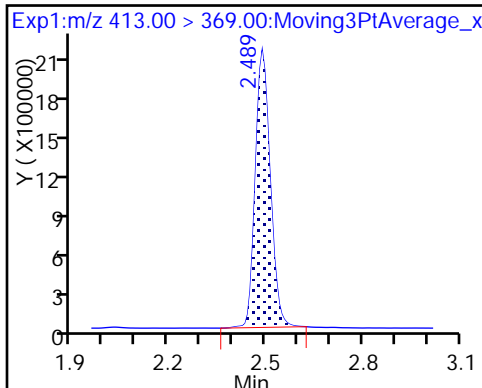
* 6 13C2-PFOA



5 Perfluorooctanoic acid

5 Perfluorooctanoic acid

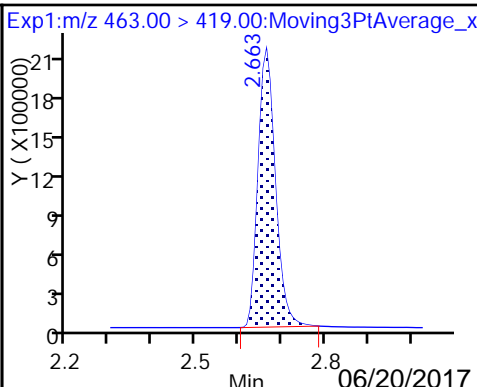
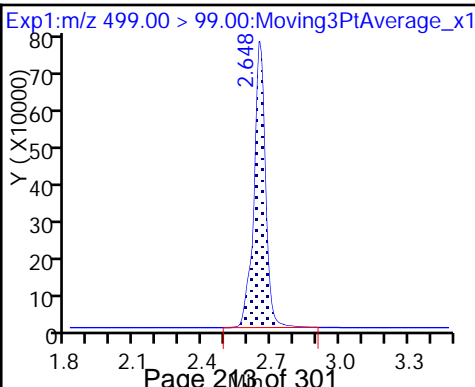
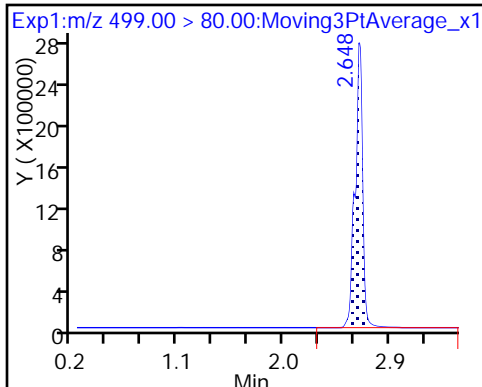
* 7 13C4 PFOS



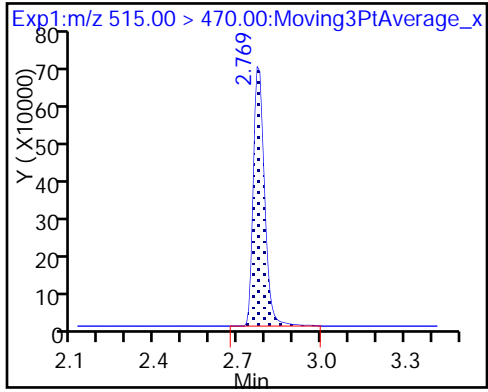
8 Perfluorooctane sulfonic acid

8 Perfluorooctane sulfonic acid

9 Perfluorononanoic acid



\$ 10 13C2 PFDA



FORM VII
LCMS CONTINUING CALIBRATION DATA

Lab Name: TestAmerica Sacramento Job No.: 320-28973-1
 SDG No.: _____
 Lab Sample ID: CCV 320-169413/13 Calibration Date: 06/14/2017 23:24
 Instrument ID: A8_N Calib Start Date: 06/14/2017 20:15
 GC Column: GeminiC18 3x100 ID: 3.00 (mm) Calib End Date: 06/14/2017 20:37
 Lab File ID: 2017.06.14_537B_033.d Conc. Units: ng/mL

ANALYTE	CURVE TYPE	AVE RRF	RRF	MIN RRF	CALC AMOUNT	SPIKE AMOUNT	%D	MAX %D
Perfluorobutanesulfonic acid (PFBS)	Ave	1.057	1.130		47.5	44.4	6.9	30.0
Perfluoroheptanoic acid	Ave	0.9747	1.002		5.11	4.97	2.8	30.0
Perfluorohexanesulfonic acid	Ave	1.402	1.423		15.3	15.1	1.5	30.0
Perfluorooctanoic acid (PFOA)	Ave	0.8822	0.8988		10.2	10.0	1.9	30.0
Perfluorooctanesulfonic acid (PFOS)	Ave	1.021	0.9842		19.4	20.1	-3.6	30.0
Perfluorononanoic acid	Ave	0.7828	0.7905		9.77	9.68	1.0	30.0
13C2 PFHxA	Ave	1.135	1.148		10.1	10.0	1.1	30.0
13C2 PFDA	Ave	0.7652	0.7244		9.47	10.0	-5.3	30.0

FORM VII
LCMS CONTINUING CALIBRATION DATA

Lab Name: TestAmerica Sacramento Job No.: 320-28973-1
 SDG No.: _____
 Lab Sample ID: CCV 320-169414/13 Calibration Date: 06/14/2017 23:24
 Instrument ID: A8_N Calib Start Date: 06/14/2017 20:15
 GC Column: GeminiC18 3x100 ID: 3.00 (mm) Calib End Date: 06/14/2017 20:37
 Lab File ID: 2017.06.14_537B_033.d Conc. Units: ng/mL

ANALYTE	CURVE TYPE	AVE RRF	RRF	MIN RRF	CALC AMOUNT	SPIKE AMOUNT	%D	MAX %D
Perfluorobutanesulfonic acid (PFBS)	Ave	1.057	1.130		47.5	44.4	6.9	30.0
Perfluoroheptanoic acid	Ave	0.9747	1.002		5.11	4.97	2.8	30.0
Perfluorohexanesulfonic acid	Ave	1.402	1.423		15.3	15.1	1.5	30.0
Perfluorooctanoic acid (PFOA)	Ave	0.8822	0.8988		10.2	10.0	1.9	30.0
Perfluorooctanesulfonic acid (PFOS)	Ave	1.021	0.9842		19.4	20.1	-3.6	30.0
Perfluorononanoic acid	Ave	0.7828	0.7905		9.77	9.68	1.0	30.0
13C2 PFHxA	Ave	1.135	1.148		10.1	10.0	1.1	30.0
13C2 PFDA	Ave	0.7652	0.7244		9.47	10.0	-5.3	30.0

TestAmerica Sacramento
Target Compound Quantitation Report

Data File: \\ChromNa\Sacramento\ChromData\A8_N\20170615-44305.b\2017.06.14_537B_033.d
 Lims ID: CCV L3
 Client ID:
 Sample Type: CCVIS
 Inject. Date: 14-Jun-2017 23:24:48 ALS Bottle#: 3 Worklist Smp#: 13
 Injection Vol: 2.0 ul Dil. Factor: 1.0000
 Sample Info: CCV L3
 Misc. Info.: Plate: 1 Rack: 1
 Operator ID: SACINSTLCMS01 Instrument ID: A8_N
 Sublist: chrom-537_A8_N*sub1
 Method: \\ChromNa\Sacramento\ChromData\A8_N\20170615-44305.b\537_A8_N.m
 Limit Group: LC 537 ICAL
 Last Update: 15-Jun-2017 15:10:56 Calib Date: 14-Jun-2017 20:37:33
 Integrator: Picker
 Quant Method: Internal Standard Quant By: Initial Calibration
 Last ICal File: \\ChromNA\Sacramento\ChromData\A8_N\20170615-44302.b\2017.06.14537iCAL_009.d

Column 1 : Det: EXP1
 Process Host: XAWRK006

First Level Reviewer: barnettj Date: 15-Jun-2017 15:00:55

Signal	RT	EXP RT	DLT RT	REL RT	Response	Amount ng/ml	Ratio(Limits)	S/N	Flags
1 Perfluorobutanesulfonic acid									
298.90 > 80.00	1.866	1.855	0.011	1.000	10223129	47.5		2211	
298.90 > 99.00	1.866	1.855	0.011	1.000	8020999		1.27(0.00-0.00)	2311	
\$ 2 13C2 PFHxA									
315.00 > 270.00	2.033	2.018	0.015	1.000	3207075	10.1		6171	
3 Perfluorohexanesulfonic acid									
399.00 > 80.00	2.238	2.226	0.012	1.000	4380870	15.3		1478	
4 Perfluoroheptanoic acid									
363.00 > 319.00	2.238	2.232	0.006	1.000	1393009	5.11		267	
* 6 13C2-PFOA									
415.00 > 370.00	2.489	2.482	0.007		2794217	10.0		5422	
5 Perfluorooctanoic acid									
413.00 > 369.00	2.489	2.485	0.004	1.000	2521539	10.2		504	
413.00 > 169.00	2.489	2.485	0.004	1.000	1381434		1.83(0.00-0.00)	1796	
* 7 13C4 PFOS									
503.00 > 80.00	2.655	2.645	0.010		5844211	28.7		12663	
8 Perfluorooctane sulfonic acid									
499.00 > 80.00	2.655	2.655	0.0	1.000	4034570	19.4		16943	
499.00 > 99.00	2.655	2.655	0.0	1.000	951870		4.24(0.00-0.00)	4870	
9 Perfluorononanoic acid									
463.00 > 419.00	2.663	2.658	0.005	1.000	2137605	9.77		1508	
\$ 10 13C2 PFDA									
515.00 > 470.00	2.777	2.771	0.006	1.000	2024147	9.47		6395	

Reagents:

LC537-L3_00020

Amount Added: 1.00

Units: mL

TestAmerica Sacramento
Target Compound Quantitation Report

Data File: \\ChromNa\Sacramento\ChromData\A8_N\20170615-44305.b\2017.06.14_537B_033.d
 Lims ID: CCV L3
 Client ID:
 Sample Type: CCVIS
 Inject. Date: 14-Jun-2017 23:24:48 ALS Bottle#: 3 Worklist Smp#: 13
 Injection Vol: 2.0 ul Dil. Factor: 1.0000
 Sample Info: CCV L3
 Misc. Info.: Plate: 1 Rack: 1
 Operator ID: SACINSTLCMS01 Instrument ID: A8_N
 Sublist: chrom-537_A8_N*sub1
 Method: \\ChromNa\Sacramento\ChromData\A8_N\20170615-44305.b\537_A8_N.m
 Limit Group: LC 537 ICAL
 Last Update: 15-Jun-2017 15:10:56 Calib Date: 14-Jun-2017 20:37:33
 Integrator: Picker
 Quant Method: Internal Standard Quant By: Initial Calibration
 Last ICal File: \\ChromNA\Sacramento\ChromData\A8_N\20170615-44302.b\2017.06.14537iCAL_009.d

Column 1 : Det: EXP1
 Process Host: XAWRK006

First Level Reviewer: barnettj Date: 15-Jun-2017 15:00:55

Signal	RT	EXP RT	DLT RT	REL RT	Response	Amount ng/ml	Ratio(Limits)	S/N	Flags
1 Perfluorobutanesulfonic acid									
298.90 > 80.00	1.866	1.855	0.011	1.000	10223129	47.5		2211	
298.90 > 99.00	1.866	1.855	0.011	1.000	8020999		1.27(0.00-0.00)	2311	
\$ 2 13C2 PFHxA									
315.00 > 270.00	2.033	2.018	0.015	1.000	3207075	10.1		6171	
3 Perfluorohexanesulfonic acid									
399.00 > 80.00	2.238	2.226	0.012	1.000	4380870	15.3		1478	
4 Perfluoroheptanoic acid									
363.00 > 319.00	2.238	2.232	0.006	1.000	1393009	5.11		267	
* 6 13C2-PFOA									
415.00 > 370.00	2.489	2.482	0.007		2794217	10.0		5422	
5 Perfluorooctanoic acid									
413.00 > 369.00	2.489	2.485	0.004	1.000	2521539	10.2		504	
413.00 > 169.00	2.489	2.485	0.004	1.000	1381434		1.83(0.00-0.00)	1796	
* 7 13C4 PFOS									
503.00 > 80.00	2.655	2.645	0.010		5844211	28.7		12663	
8 Perfluorooctane sulfonic acid									
499.00 > 80.00	2.655	2.655	0.0	1.000	4034570	19.4		16943	
499.00 > 99.00	2.655	2.655	0.0	1.000	951870		4.24(0.00-0.00)	4870	
9 Perfluorononanoic acid									
463.00 > 419.00	2.663	2.658	0.005	1.000	2137605	9.77		1508	
\$ 10 13C2 PFDA									
515.00 > 470.00	2.777	2.771	0.006	1.000	2024147	9.47		6395	

Reagents:

LC537-L3_00020

Amount Added: 1.00

Units: mL

TestAmerica Sacramento

Data File: \\ChromNa\Sacramento\ChromData\A8_N\20170615-44305.b\2017.06.14_537B_033.d

Injection Date: 14-Jun-2017 23:24:48

Instrument ID: A8_N

Lims ID: CCV L3

Client ID:

Operator ID: SACINSTLCMS01

ALS Bottle#: 3

Worklist Smp#: 13

Injection Vol: 2.0 ul

Dil. Factor: 1.0000

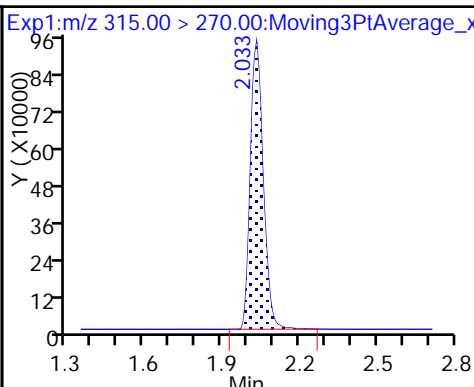
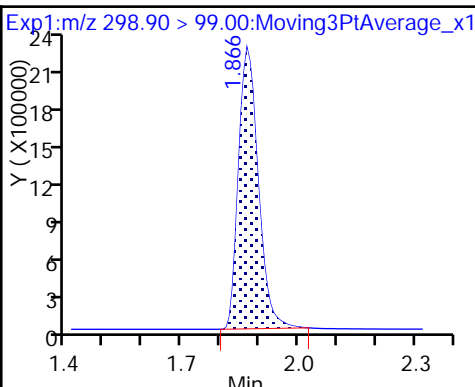
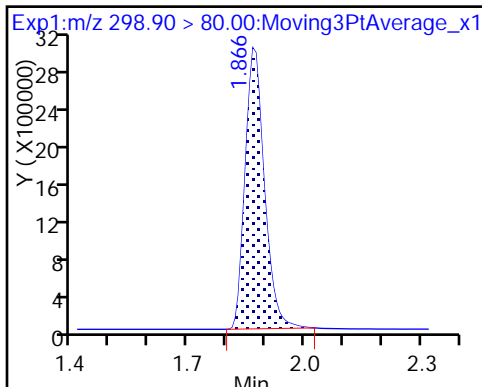
Method: 537_A8_N

Limit Group: LC 537 ICAL

1 Perfluorobutanesulfonic acid

1 Perfluorobutanesulfonic acid

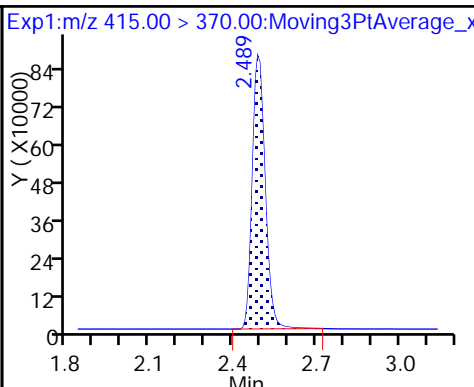
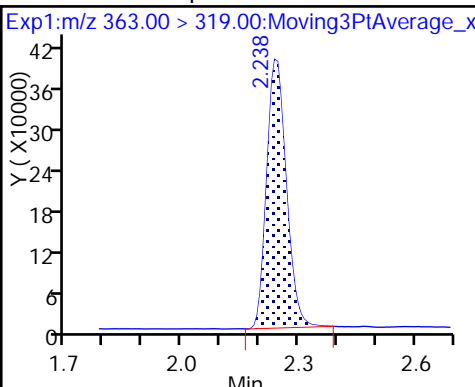
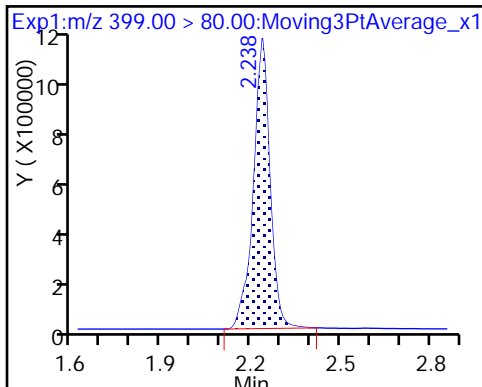
\$ 2 13C2 PFHxA



3 Perfluorohexanesulfonic acid

4 Perfluoroheptanoic acid

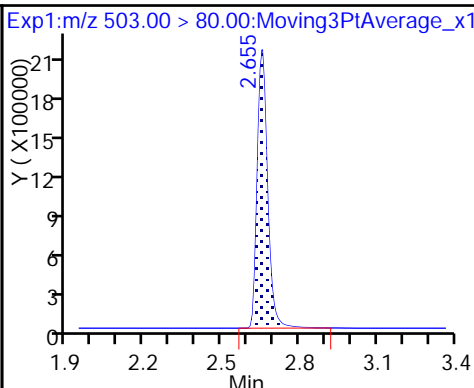
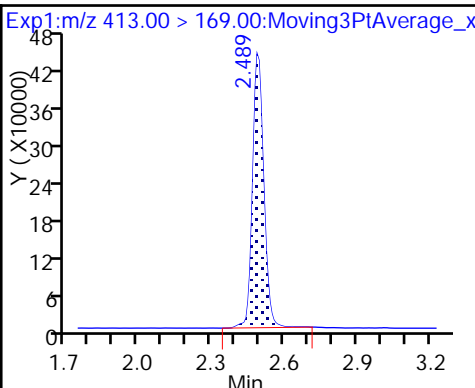
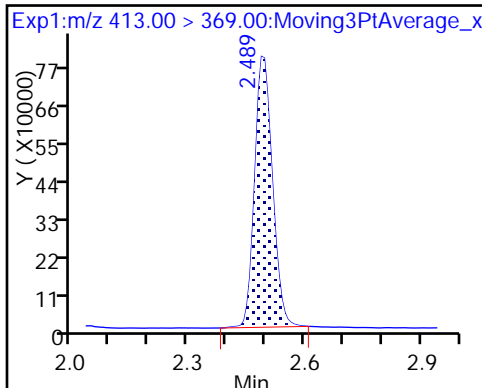
* 6 13C2-PFOA



5 Perfluorooctanoic acid

5 Perfluorooctanoic acid

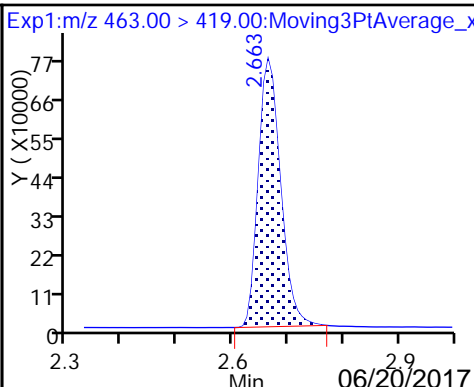
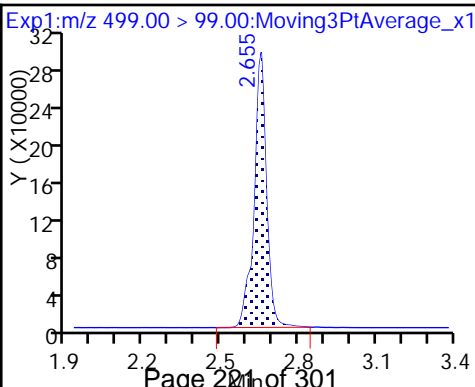
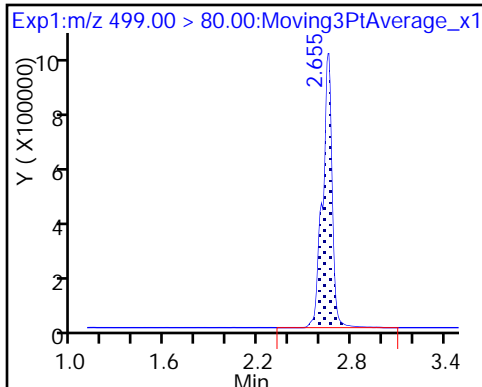
* 7 13C4 PFOS



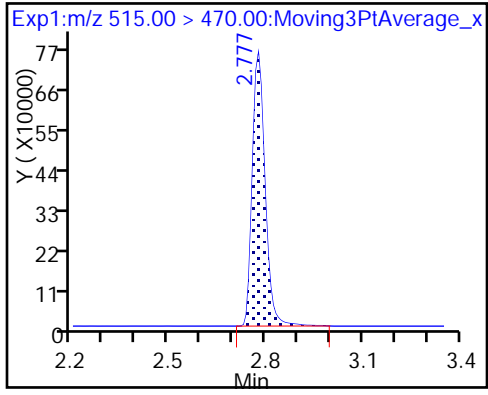
8 Perfluorooctane sulfonic acid

8 Perfluorooctane sulfonic acid

9 Perfluorononanoic acid



\$ 10 13C2 PFDA



TestAmerica Sacramento

Data File: \\ChromNa\Sacramento\ChromData\A8_N\20170615-44305.b\2017.06.14_537B_033.d

Injection Date: 14-Jun-2017 23:24:48

Instrument ID: A8_N

Lims ID: CCV L3

Client ID:

Operator ID: SACINSTLCMS01

ALS Bottle#: 3

Worklist Smp#: 13

Injection Vol: 2.0 ul

Dil. Factor: 1.0000

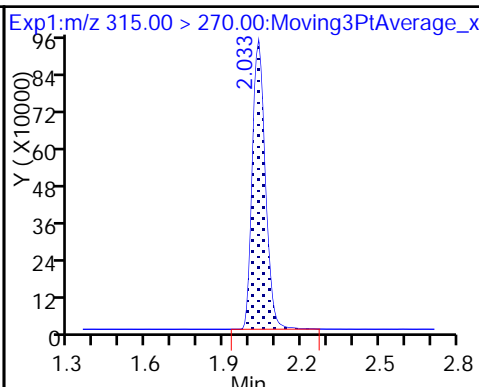
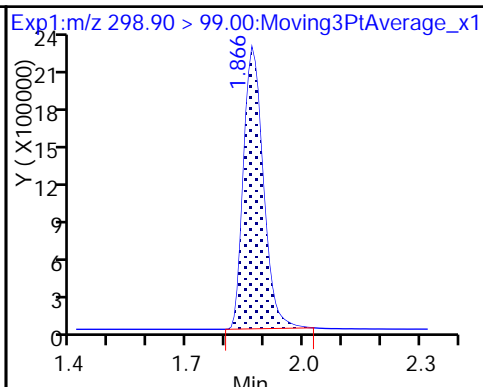
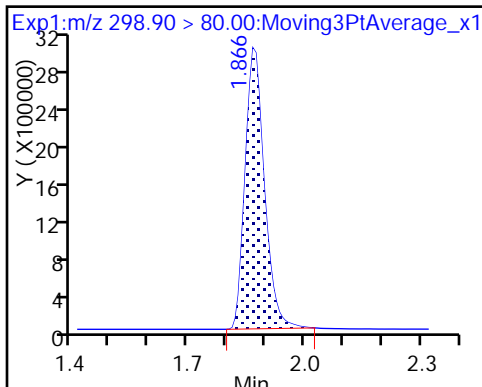
Method: 537_A8_N

Limit Group: LC 537 ICAL

1 Perfluorobutanesulfonic acid

1 Perfluorobutanesulfonic acid

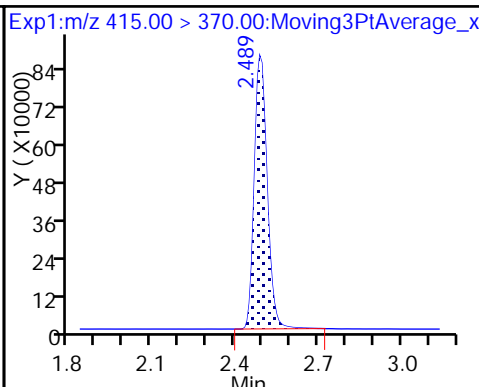
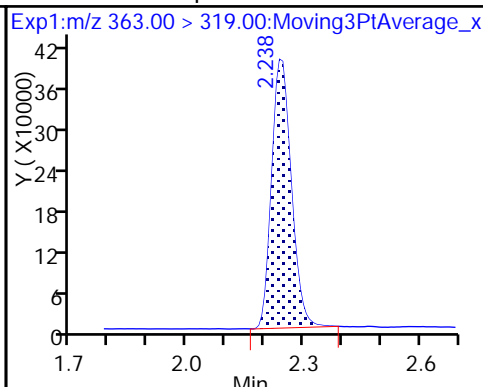
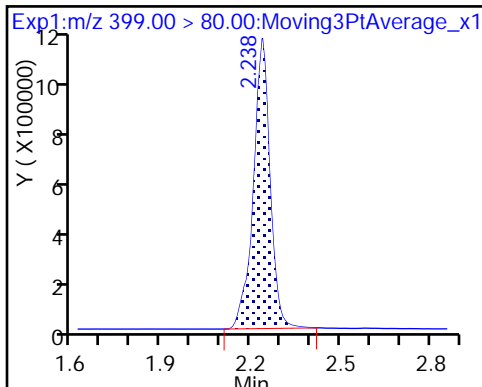
\$ 2 13C2 PFHxA



3 Perfluorohexanesulfonic acid

4 Perfluoroheptanoic acid

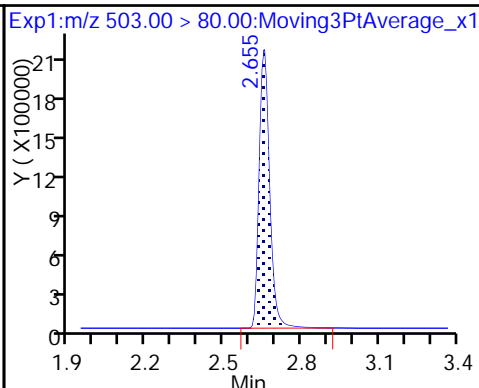
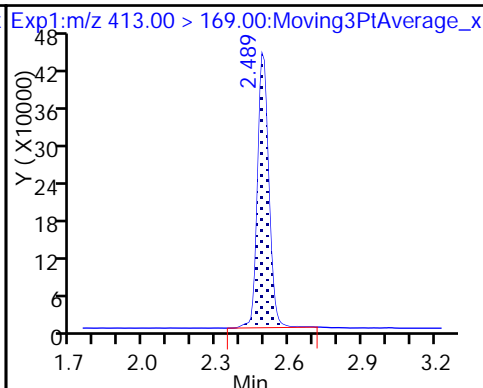
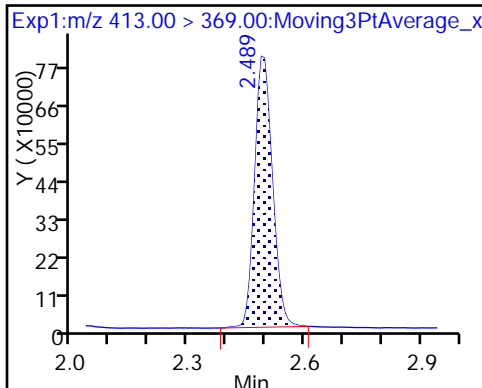
* 6 13C2-PFOA



5 Perfluorooctanoic acid

5 Perfluorooctanoic acid

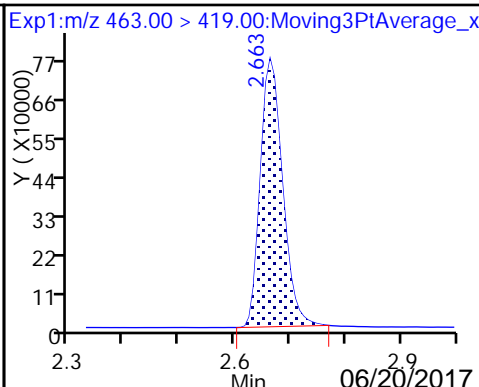
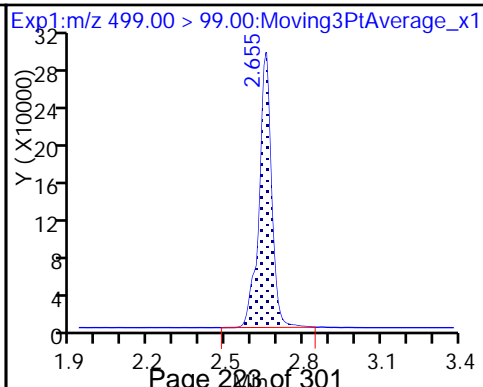
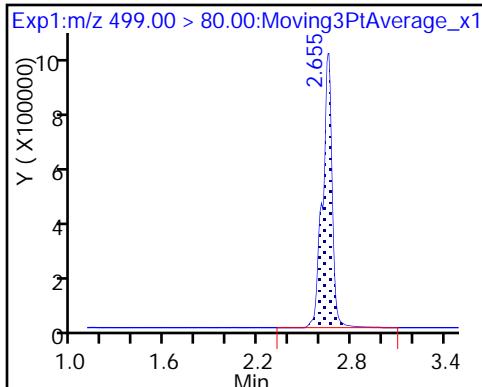
* 7 13C4 PFOS



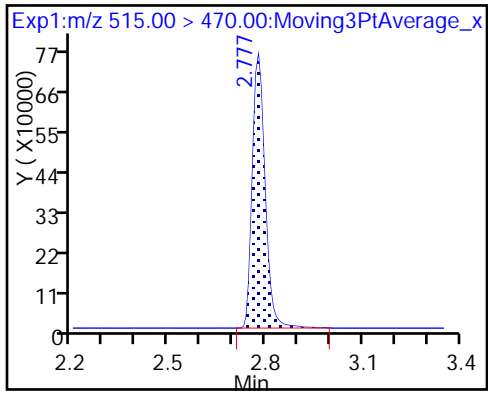
8 Perfluorooctane sulfonic acid

8 Perfluorooctane sulfonic acid

9 Perfluorononanoic acid



\$ 10 13C2 PFDA



FORM VII
LCMS CONTINUING CALIBRATION DATA

Lab Name: TestAmerica Sacramento Job No.: 320-28973-1
 SDG No.: _____
 Lab Sample ID: CCV 320-169414/25 Calibration Date: 06/15/2017 00:17
 Instrument ID: A8_N Calib Start Date: 06/14/2017 20:15
 GC Column: GeminiC18 3x100 ID: 3.00 (mm) Calib End Date: 06/14/2017 20:37
 Lab File ID: 2017.06.14_537B_045.d Conc. Units: ng/mL

ANALYTE	CURVE TYPE	AVE RRF	RRF	MIN RRF	CALC AMOUNT	SPIKE AMOUNT	%D	MAX %D
Perfluorobutanesulfonic acid (PFBS)	Ave	1.057	1.028		129	133	-2.7	30.0
Perfluoroheptanoic acid	Ave	0.9747	0.9812		14.9	14.9	0.7	30.0
Perfluorohexanesulfonic acid	Ave	1.402	1.484		47.7	45.1	5.9	30.0
Perfluorooctanoic acid (PFOA)	Ave	0.8822	0.9130		31.0	30.0	3.5	30.0
Perfluorooctanesulfonic acid (PFOS)	Ave	1.021	1.058		62.2	60.0	3.5	30.0
Perfluorononanoic acid	Ave	0.7828	0.7776		28.7	28.9	-0.7	30.0
13C2 PFHxA	Ave	1.135	1.165		10.3	10.0	2.6	30.0
13C2 PFDA	Ave	0.7652	0.7333		9.58	10.0	-4.2	30.0

TestAmerica Sacramento
Target Compound Quantitation Report

Data File: \\ChromNa\Sacramento\ChromData\A8_N\20170615-44305.b\2017.06.14_537B_045.d
 Lims ID: CCV L5
 Client ID:
 Sample Type: CCVIS
 Inject. Date: 15-Jun-2017 00:17:30 ALS Bottle#: 5 Worklist Smp#: 25
 Injection Vol: 2.0 ul Dil. Factor: 1.0000
 Sample Info: CCV L5
 Misc. Info.: Plate: 1 Rack: 1
 Operator ID: SACINSTLCMS01 Instrument ID: A8_N
 Sublist: chrom-537_A8_N*sub1
 Method: \\ChromNa\Sacramento\ChromData\A8_N\20170615-44305.b\537_A8_N.m
 Limit Group: LC 537 ICAL
 Last Update: 15-Jun-2017 15:11:04 Calib Date: 14-Jun-2017 20:37:33
 Integrator: Picker
 Quant Method: Internal Standard Quant By: Initial Calibration
 Last ICal File: \\ChromNA\Sacramento\ChromData\A8_N\20170615-44302.b\2017.06.14537iCAL_009.d
 Column 1 : Det: EXP1
 Process Host: XAWRK006

First Level Reviewer: barnettj Date: 15-Jun-2017 15:01:07

Signal	RT	EXP RT	DLT RT	REL RT	Response	Amount ng/ml	Ratio(Limits)	S/N	Flags
1 Perfluorobutanesulfonic acid									
298.90 > 80.00	1.866	1.855	0.011	1.000	24830808	129.0		3205	
298.90 > 99.00	1.866	1.855	0.011	1.000	20664051		1.20(0.00-0.00)	3512	
\$ 2 13C2 PFHxA									
315.00 > 270.00	2.033	2.018	0.015	1.000	3027196	10.3		6310	
3 Perfluorohexanesulfonic acid									
399.00 > 80.00	2.238	2.226	0.012	1.000	12194614	47.7		2652	
4 Perfluoroheptanoic acid									
363.00 > 319.00	2.238	2.232	0.006	1.000	3786782	14.9		720	
* 6 13C2-PFOA									
415.00 > 370.00	2.489	2.482	0.007		2599022	10.0		4890	
5 Perfluorooctanoic acid									
413.00 > 369.00	2.489	2.485	0.004	1.000	7111643	31.0		1520	
413.00 > 169.00	2.489	2.485	0.004	1.000	4056017		1.75(0.00-0.00)	5285	
* 7 13C4 PFOS									
503.00 > 80.00	2.648	2.645	0.003		5225788	28.7		15843	
8 Perfluorooctane sulfonic acid									
499.00 > 80.00	2.648	2.655	-0.007	1.000	11571121	62.2		31672	
499.00 > 99.00	2.648	2.655	-0.007	1.000	2665543		4.34(0.00-0.00)	11115	
9 Perfluorononanoic acid									
463.00 > 419.00	2.663	2.658	0.005	1.000	5838655	28.7		3041	
\$ 10 13C2 PFDA									
515.00 > 470.00	2.769	2.771	-0.002	1.000	1905938	9.58		6214	

Reagents:

LC537-L5_00021

Amount Added: 1.00

Units: mL

TestAmerica Sacramento

Data File: \\ChromNa\Sacramento\ChromData\A8_N\20170615-44305.b\2017.06.14_537B_045.d

Injection Date: 15-Jun-2017 00:17:30

Instrument ID: A8_N

Lims ID: CCV L5

Client ID:

Operator ID: SACINSTLCMS01

ALS Bottle#: 5

Worklist Smp#: 25

Injection Vol: 2.0 ul

Dil. Factor: 1.0000

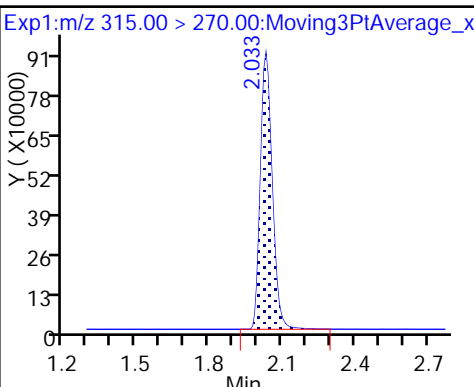
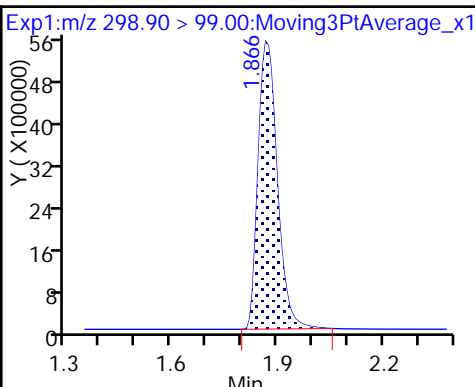
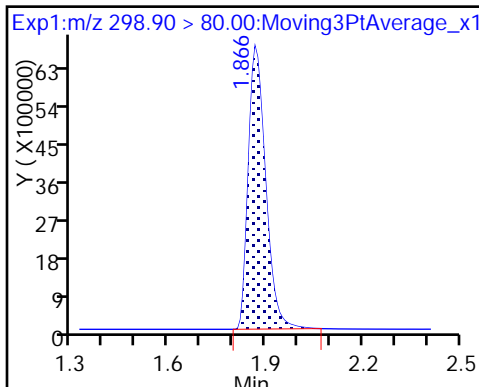
Method: 537_A8_N

Limit Group: LC 537 ICAL

1 Perfluorobutanesulfonic acid

1 Perfluorobutanesulfonic acid

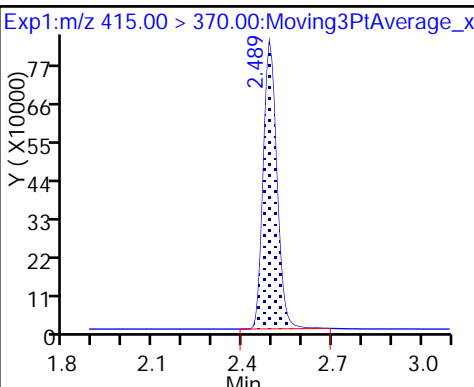
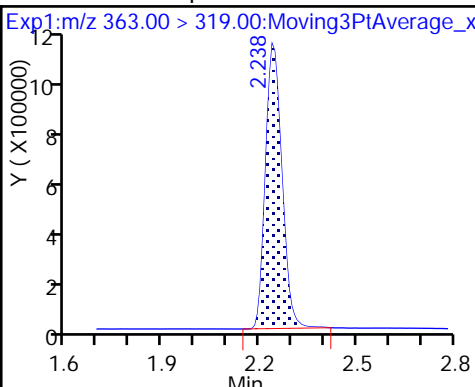
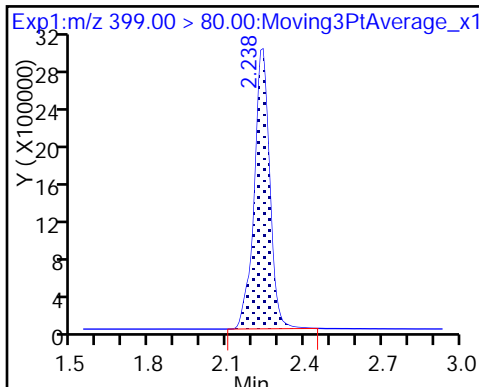
\$ 2 13C2 PFHxA



3 Perfluorohexanesulfonic acid

4 Perfluoroheptanoic acid

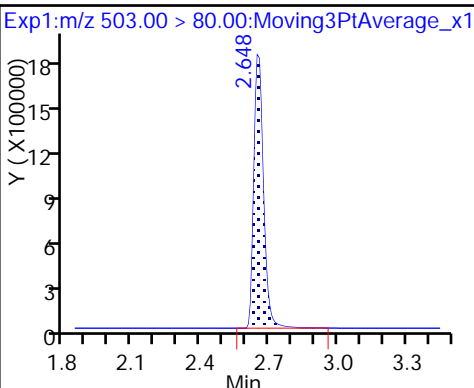
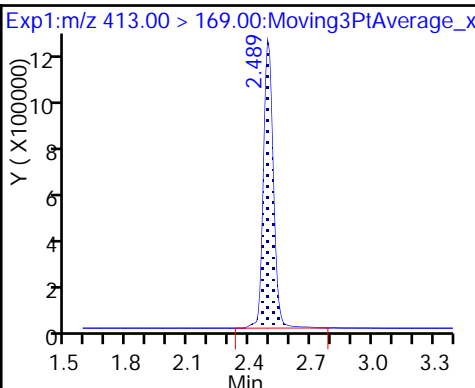
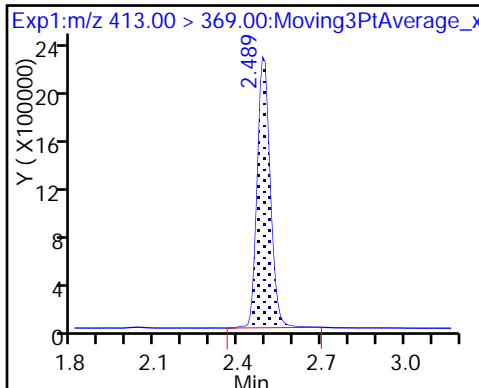
* 6 13C2-PFOA



5 Perfluorooctanoic acid

5 Perfluorooctanoic acid

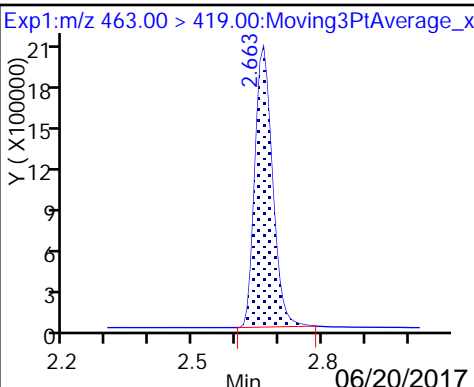
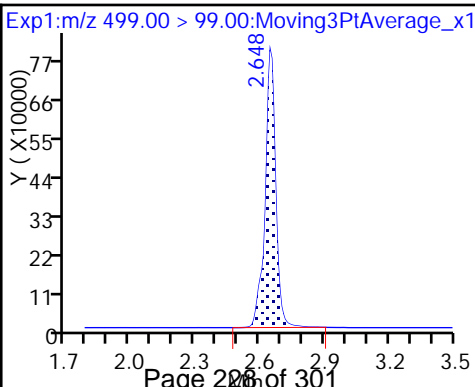
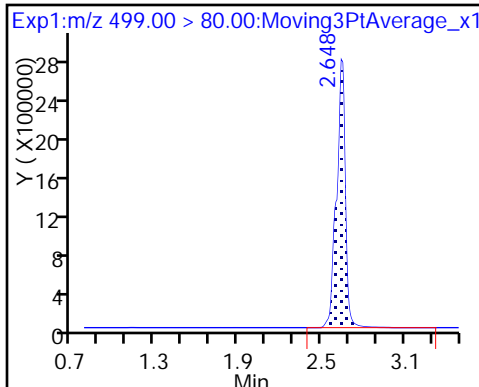
* 7 13C4 PFOS



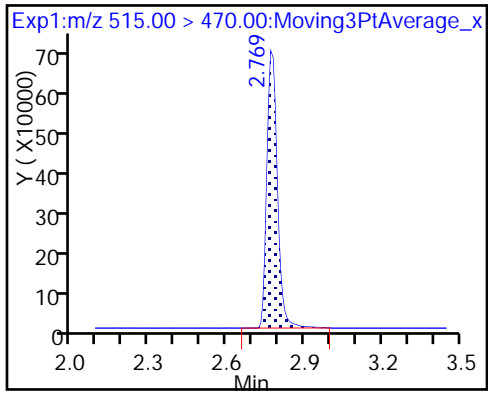
8 Perfluorooctane sulfonic acid

8 Perfluorooctane sulfonic acid

9 Perfluorononanoic acid



\$ 10 13C2 PFDA



FORM VII
LCMS CONTINUING CALIBRATION DATA

Lab Name: TestAmerica Sacramento Job No.: 320-28973-1
 SDG No.: _____
 Lab Sample ID: CCVL 320-169955/11 Calibration Date: 06/19/2017 18:14
 Instrument ID: A8_N Calib Start Date: 06/19/2017 17:40
 GC Column: GeminiC18 3x100 ID: 3.00 (mm) Calib End Date: 06/19/2017 18:04
 Lab File ID: 2017.06.19_537A_ICAL_011.d Conc. Units: ng/mL

ANALYTE	CURVE TYPE	AVE RRF	RRF	MIN RRF	CALC AMOUNT	SPIKE AMOUNT	%D	MAX %D
Perfluorobutanesulfonic acid (PFBS)	Ave	0.8645	0.9450		23.2	21.2	9.3	50.0
Perfluorohexanesulfonic acid	Ave	1.167	1.179		7.29	7.21	1.0	50.0
Perfluoroheptanoic acid	Ave	0.8433	0.8532		2.40	2.38	1.2	50.0
Perfluorooctanoic acid (PFOA)	Ave	0.8758	0.8753		4.79	4.80	-0.0	50.0
Perfluorooctanesulfonic acid (PFOS)	Ave	1.016	1.024		9.69	9.61	0.8	50.0
Perfluorononanoic acid	Ave	0.8531	0.8772		4.75	4.62	2.8	50.0
13C2 PFHxA	Ave	1.038	1.019		9.82	10.0	-1.8	30.0
13C2 PFDA	Ave	0.9622	0.9654		10.0	10.0	0.3	30.0

TestAmerica Sacramento
Target Compound Quantitation Report

Data File: \\ChromNa\Sacramento\ChromData\A8_N\20170619-44448.b\2017.06.19_537A_ICAL_011.d
 Lims ID: CCVL
 Client ID:
 Sample Type: CCVL
 Inject. Date: 19-Jun-2017 18:14:11 ALS Bottle#: 2 Worklist Smp#: 11
 Injection Vol: 2.0 ul Dil. Factor: 1.0000
 Sample Info: CCV L2
 Misc. Info.: Plate: 1 Rack: 1
 Operator ID: SACINSTLCMS01 Instrument ID: A8_N
 Sublist: chrom-537_A8_N*sub1
 Method: \\ChromNa\Sacramento\ChromData\A8_N\20170619-44448.b\537_A8_N.m
 Limit Group: LC 537 ICAL
 Last Update: 20-Jun-2017 10:57:47 Calib Date: 19-Jun-2017 18:04:42
 Integrator: Picker
 Quant Method: Internal Standard Quant By: Initial Calibration
 Last ICal File: \\ChromNA\Sacramento\ChromData\A8_N\20170619-44448.b\2017.06.19_537A_ICAL_009.d

Column 1 : Det: EXP1
 Process Host: XAWRK019

First Level Reviewer: phomsophat Date: 19-Jun-2017 19:26:36

Signal	RT	EXP RT	DLT RT	REL RT	Response	Amount ng/ml	Ratio(Limits)	S/N	Flags
1 Perfluorobutanesulfonic acid									
298.90 > 80.00	2.177	2.183	-0.006	1.000	6119266	23.2		1090	
298.90 > 99.00	2.177	2.183	-0.006	1.000	4828214		1.27(0.00-0.00)	940	
\$ 2 13C2 PFHxA									
315.00 > 270.00	2.375	2.381	-0.006	1.000	3793675	9.82		3005	
3 Perfluorohexanesulfonic acid									
399.00 > 80.00	2.625	2.625	0.0	1.000	2598248	7.29		1032	
4 Perfluoroheptanoic acid									
363.00 > 319.00	2.633	2.630	0.003	1.000	754972	2.40		111	
5 Perfluorooctanoic acid									
413.00 > 369.00	2.860	2.859	0.001	1.000	1563113	4.79		276	
413.00 > 169.00	2.860	2.859	0.001	1.000	891112		1.75(0.00-0.00)	972	
* 6 13C2-PFOA									
415.00 > 370.00	2.860	2.859	0.001		3724287	10.0		7530	
8 Perfluorooctane sulfonic acid									
499.00 > 80.00	2.989	2.982	0.007	1.000	3005378	9.69		8873	
499.00 > 99.00	2.989	2.982	0.007	1.000	647078		4.64(0.00-0.00)	1786	
* 7 13C4 PFOS									
503.00 > 80.00	2.989	2.991	-0.002		8759638	28.7		18344	
9 Perfluorononanoic acid									
463.00 > 419.00	3.004	3.003	0.001	1.000	1510040	4.75		678	
\$ 10 13C2 PFDA									
515.00 > 470.00	3.118	3.123	-0.005	1.000	3595473	10.0		12802	

Reagents:

LC537-L2_00018

Amount Added: 1.00

Units: mL

TestAmerica Sacramento

Data File: \\ChromNa\Sacramento\ChromData\A8_N\20170619-44448.b\2017.06.19_537A_ICAL_011.d

Injection Date: 19-Jun-2017 18:14:11

Instrument ID: A8_N

Lims ID: CCVL

Client ID:

Operator ID: SACINSTLCMS01

ALS Bottle#: 2

Worklist Smp#: 11

Injection Vol: 2.0 ul

Dil. Factor: 1.0000

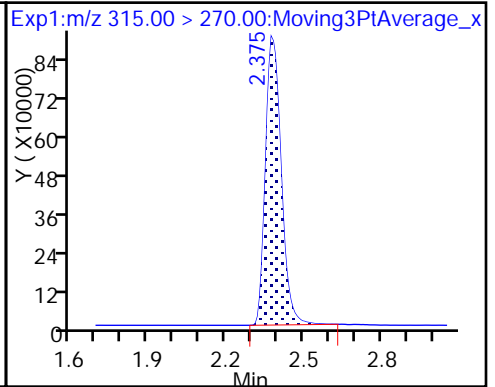
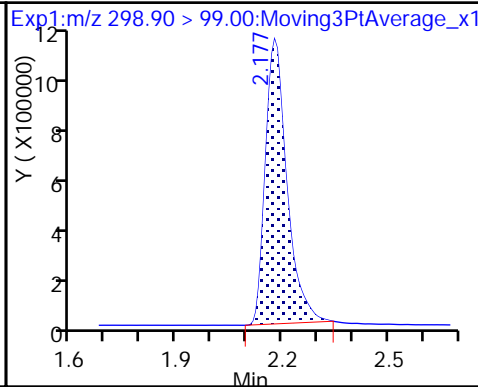
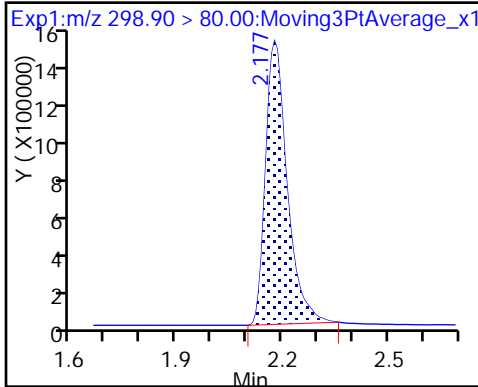
Method: 537_A8_N

Limit Group: LC 537 ICAL

1 Perfluorobutanesulfonic acid

1 Perfluorobutanesulfonic acid

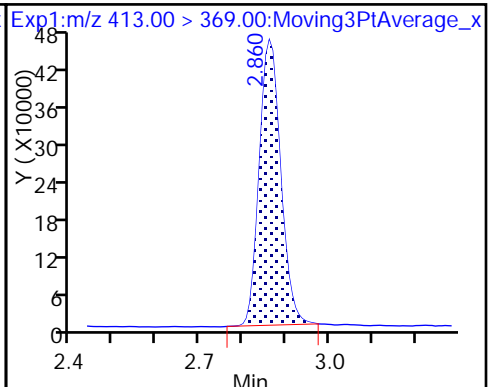
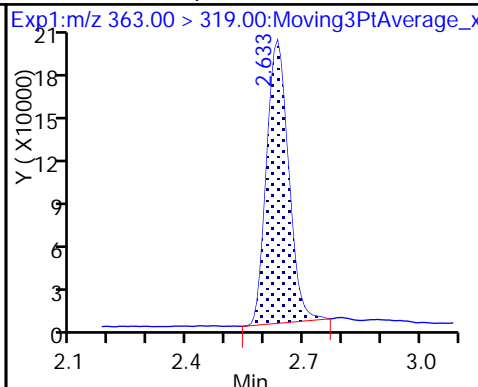
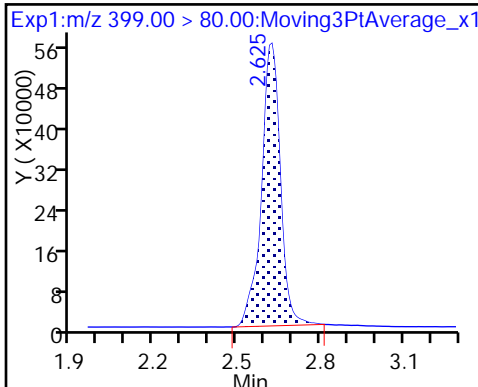
\$ 2 13C2 PFHxA



3 Perfluorohexanesulfonic acid

4 Perfluoroheptanoic acid

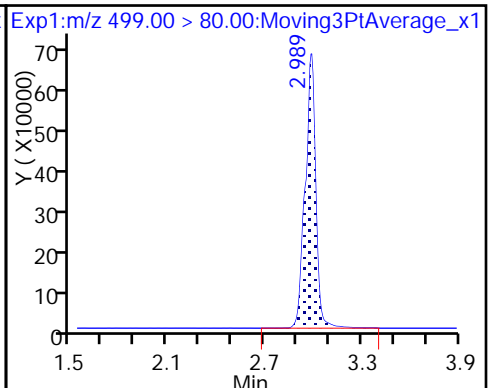
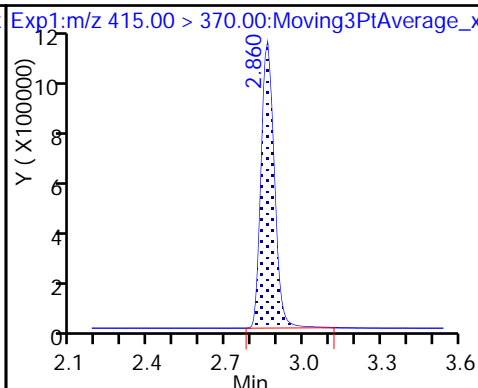
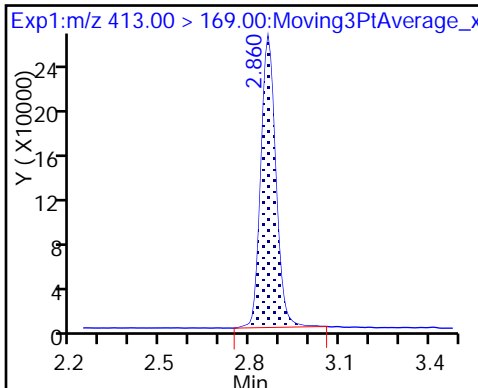
5 Perfluorooctanoic acid



5 Perfluorooctanoic acid

* 6 13C2-PFOA

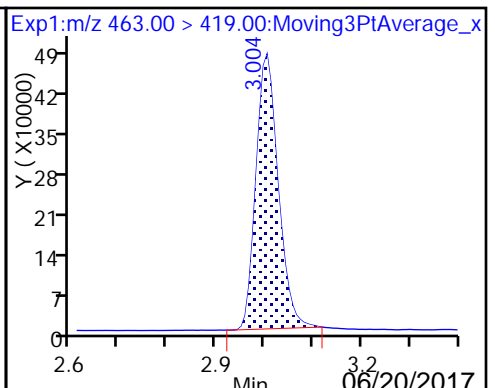
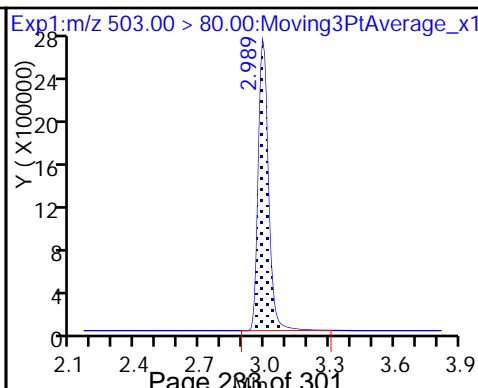
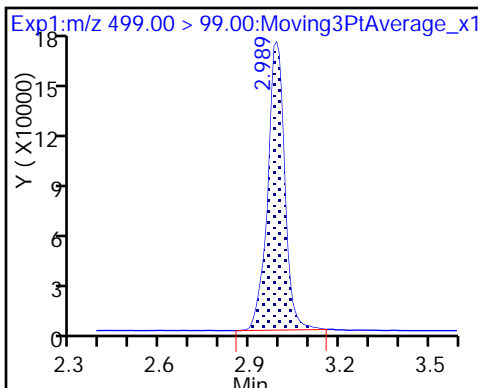
8 Perfluorooctane sulfonic acid



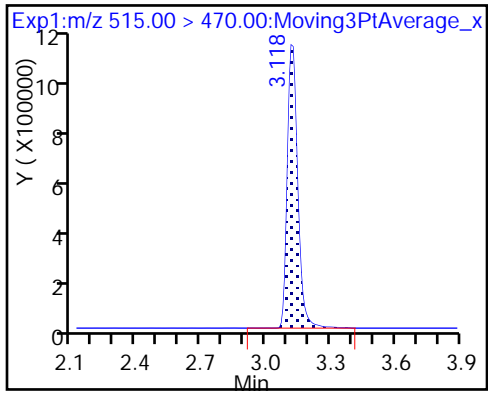
8 Perfluorooctane sulfonic acid

* 7 13C4 PFOS

9 Perfluorononanoic acid



\$ 10 13C2 PFDA



FORM VII
LCMS CONTINUING CALIBRATION DATA

Lab Name: TestAmerica Sacramento Job No.: 320-28973-1
 SDG No.: _____
 Lab Sample ID: ICV 320-169955/13 Calibration Date: 06/19/2017 18:23
 Instrument ID: A8_N Calib Start Date: 06/19/2017 17:40
 GC Column: GeminiC18 3x100 ID: 3.00 (mm) Calib End Date: 06/19/2017 18:04
 Lab File ID: 2017.06.19_537A_ICAL_013.d Conc. Units: ng/mL

ANALYTE	CURVE TYPE	AVE RRF	RRF	MIN RRF	CALC AMOUNT	SPIKE AMOUNT	%D	MAX %D
Perfluorobutanesulfonic acid (PFBS)	Ave	0.8645	0.8921		104	101	3.2	30.0
Perfluorohexanesulfonic acid	Ave	1.167	1.265		23.0	21.2	8.4	30.0
Perfluoroheptanoic acid	Ave	0.8433	0.8190		9.79	10.1	-2.9	30.0
Perfluorooctanoic acid (PFOA)	Ave	0.8758	0.9521		21.8	20.0	8.7	30.0
Perfluorooctanesulfonic acid (PFOS)	Ave	1.016	1.080		22.0	20.7	6.3	30.0
Perfluorononanoic acid	Ave	0.8531	0.8825		20.7	20.0	3.5	30.0
13C2 PFHxA	Ave	1.038	1.057		10.2	10.0	1.8	30.0
13C2 PFDA	Ave	0.9622	1.049		10.9	10.0	9.0	30.0

TestAmerica Sacramento
Target Compound Quantitation Report

Data File: \\ChromNa\Sacramento\ChromData\A8_N\20170619-44448.b\2017.06.19_537A_ICAL_013.d
 Lims ID: ICV
 Client ID:
 Sample Type: ICV
 Inject. Date: 19-Jun-2017 18:23:38 ALS Bottle#: 7 Worklist Smp#: 13
 Injection Vol: 2.0 ul Dil. Factor: 1.0000
 Sample Info: ICV
 Misc. Info.: Plate: 1 Rack: 1
 Operator ID: SACINSTLCMS01 Instrument ID: A8_N
 Sublist:

Method: \\ChromNa\Sacramento\ChromData\A8_N\20170619-44448.b\537_A8_N.m
 Limit Group: LC 537 ICAL
 Last Update: 20-Jun-2017 10:57:48 Calib Date: 19-Jun-2017 18:04:42
 Integrator: Picker
 Quant Method: Internal Standard Quant By: Initial Calibration
 Last ICal File: \\ChromNA\Sacramento\ChromData\A8_N\20170619-44448.b\2017.06.19_537A_ICAL_009.d

Column 1 : Det: EXP1
 Process Host: XAWRK019

First Level Reviewer: phomsophat Date: 19-Jun-2017 19:34:21

Signal	RT	EXP RT	DLT RT	REL RT	Response	Amount ng/ml	Ratio(Limits)	S/N	Flags
1 Perfluorobutanesulfonic acid									
298.90 > 80.00	2.177	2.183	-0.006	1.000	29499258	103.9		2039	
298.90 > 99.00	2.177	2.183	-0.006	1.000	24839559		1.19(0.00-0.00)	1897	
\$ 2 13C2 PFHxA									
315.00 > 270.00	2.375	2.381	-0.006	1.000	4035623	10.2		4361	
3 Perfluorohexanesulfonic acid									
399.00 > 80.00	2.618	2.625	-0.007	1.000	8802712	23.0		2710	
4 Perfluoroheptanoic acid									
363.00 > 319.00	2.625	2.630	-0.005	1.000	3152523	9.79		444	
5 Perfluorooctanoic acid									
413.00 > 369.00	2.860	2.859	0.001	1.000	7278322	21.8		1054	
413.00 > 169.00	2.860	2.859	0.001	1.000	3946679		1.84(0.00-0.00)	3880	
* 6 13C2-PFOA									
415.00 > 370.00	2.853	2.859	-0.006		3818724	10.0		6298	
8 Perfluorooctane sulfonic acid									
499.00 > 80.00	2.982	2.982	0.0	1.000	7338229	22.0		20107	
499.00 > 99.00	2.982	2.982	0.0	1.000	1253171		5.86(0.00-0.00)	3549	
* 7 13C4 PFOS									
503.00 > 80.00	2.989	2.991	-0.002		9420237	28.7		22623	
9 Perfluorononanoic acid									
463.00 > 419.00	2.997	3.003	-0.006	1.000	6742905	20.7		2160	
\$ 10 13C2 PFDA									
515.00 > 470.00	3.118	3.123	-0.005	1.000	4006098	10.9		14118	

Reagents:

LC537-ICV_00020

Amount Added: 1.00

Units: mL

TestAmerica Sacramento

Data File: \\ChromNa\Sacramento\ChromData\A8_N\20170619-44448.b\2017.06.19_537A_ICAL_013.d

Injection Date: 19-Jun-2017 18:23:38

Instrument ID: A8_N

Lims ID: ICV

Client ID:

Operator ID: SACINSTLCMS01

ALS Bottle#: 7

Worklist Smp#: 13

Injection Vol: 2.0 ul

Dil. Factor: 1.0000

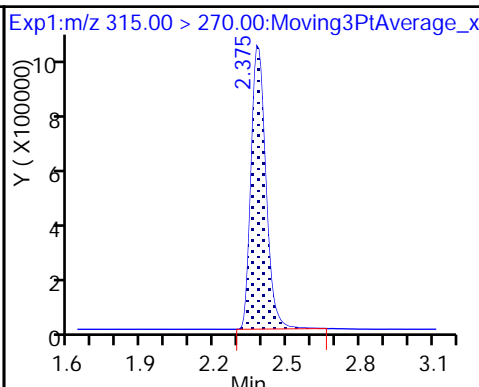
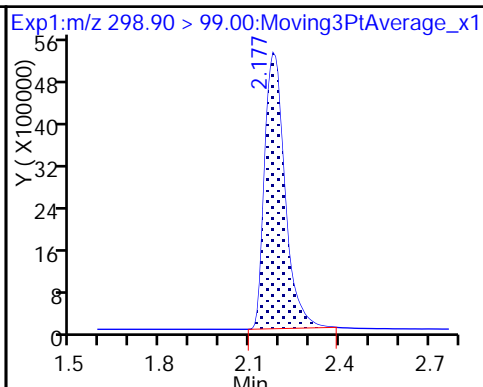
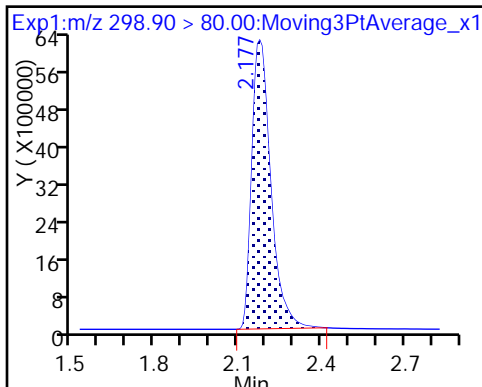
Method: 537_A8_N

Limit Group: LC 537 ICAL

1 Perfluorobutanesulfonic acid

1 Perfluorobutanesulfonic acid

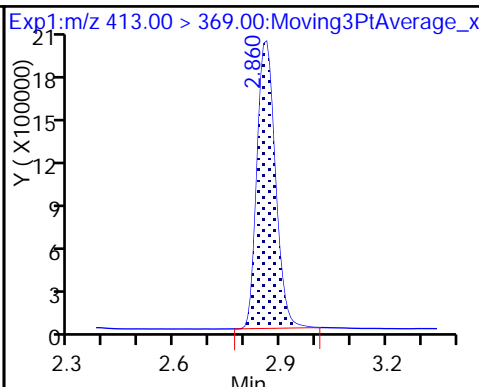
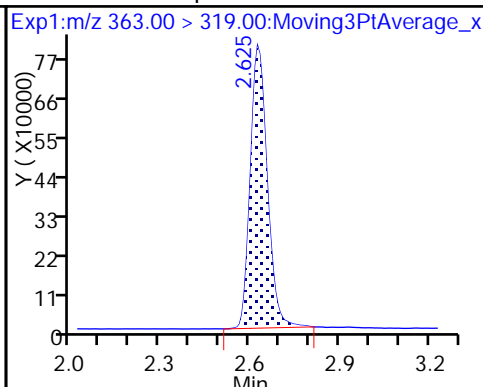
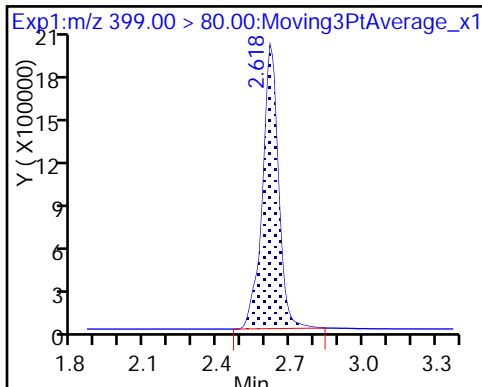
\$ 2 13C2 PFHxA



3 Perfluorohexanesulfonic acid

4 Perfluoroheptanoic acid

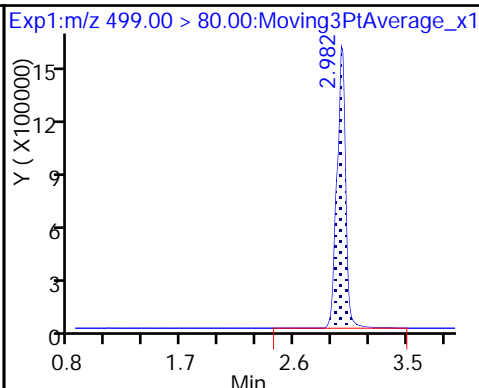
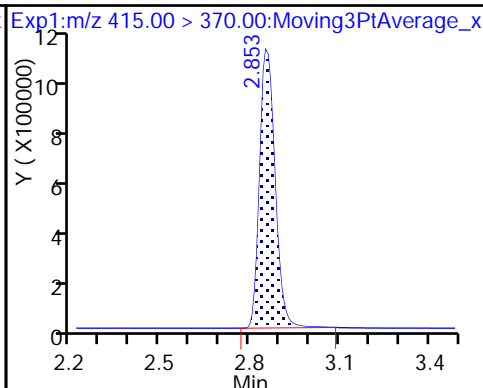
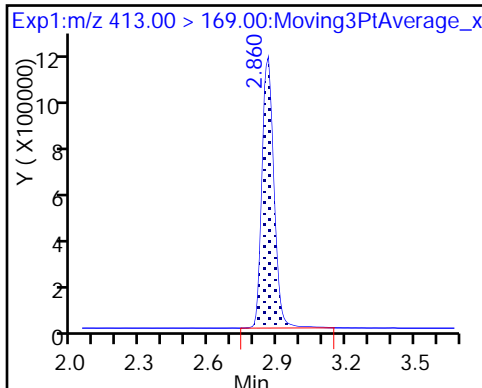
5 Perfluorooctanoic acid



5 Perfluorooctanoic acid

* 6 13C2-PFOA

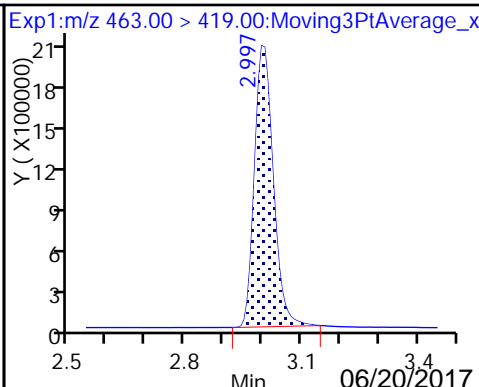
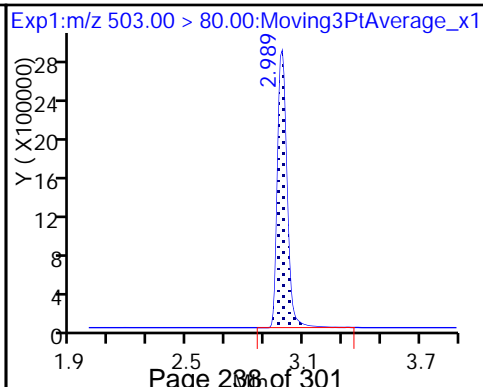
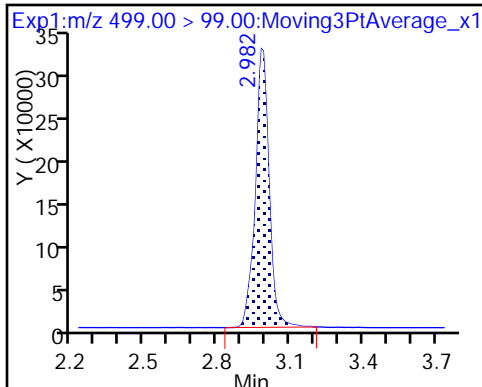
8 Perfluorooctane sulfonic acid



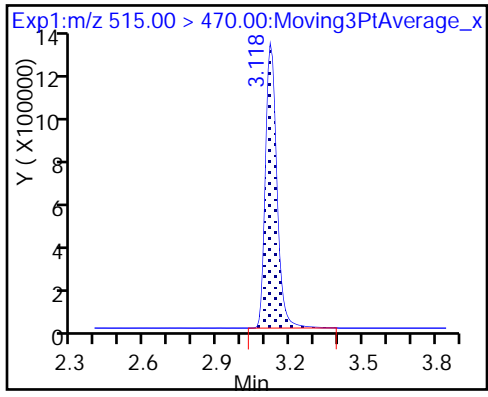
8 Perfluorooctane sulfonic acid

* 7 13C4 PFOS

9 Perfluorononanoic acid



\$ 10 13C2 PFDA



FORM VII
LCMS CONTINUING CALIBRATION DATA

Lab Name: TestAmerica Sacramento Job No.: 320-28973-1
 SDG No.: _____
 Lab Sample ID: CCV 320-169962/1 Calibration Date: 06/19/2017 18:33
 Instrument ID: A8_N Calib Start Date: 06/19/2017 17:40
 GC Column: GeminiC18 3x100 ID: 3.00 (mm) Calib End Date: 06/19/2017 18:04
 Lab File ID: 2017.06.19_537B_001.d Conc. Units: ng/mL

ANALYTE	CURVE TYPE	AVE RRF	RRF	MIN RRF	CALC AMOUNT	SPIKE AMOUNT	%D	MAX %D
Perfluorobutanesulfonic acid (PFBS)	Ave	0.8645	0.8195		126	133	-5.2	50.0
Perfluoroheptanoic acid	Ave	0.8433	0.8545		15.0	14.9	1.3	50.0
Perfluorohexanesulfonic acid	Ave	1.167	1.192		46.1	45.1	2.1	50.0
Perfluorooctanoic acid (PFOA)	Ave	0.8758	0.8890		30.4	30.0	1.5	50.0
Perfluorooctanesulfonic acid (PFOS)	Ave	1.016	1.023		60.5	60.0	0.7	50.0
Perfluorononanoic acid	Ave	0.8531	0.8217		27.8	28.9	-3.7	50.0
13C2 PFHxA	Ave	1.038	1.041		10.0	10.0	0.3	30.0
13C2 PFDA	Ave	0.9622	0.9713		10.1	10.0	0.9	30.0

TestAmerica Sacramento
Target Compound Quantitation Report

Data File: \\ChromNa\Sacramento\ChromData\A8_N\20170620-44449.b\2017.06.19_537B_001.d
 Lims ID: CCV L5
 Client ID:
 Sample Type: CCVL
 Inject. Date: 19-Jun-2017 18:33:08 ALS Bottle#: 5 Worklist Smp#: 1
 Injection Vol: 2.0 ul Dil. Factor: 1.0000
 Sample Info: CCV L5
 Misc. Info.: Plate: 1 Rack: 1
 Operator ID: SACINSTLCMS01 Instrument ID: A8_N
 Sublist: chrom-537_A8_N*sub1
 Method: \\ChromNa\Sacramento\ChromData\A8_N\20170620-44449.b\537_A8_N.m
 Limit Group: LC 537 ICAL
 Last Update: 20-Jun-2017 11:42:28 Calib Date: 19-Jun-2017 18:04:42
 Integrator: Picker
 Quant Method: Internal Standard Quant By: Initial Calibration
 Last ICal File: \\ChromNA\Sacramento\ChromData\A8_N\20170619-44448.b\2017.06.19_537A_ICAL_009.d
 Column 1 : Det: EXP1
 Process Host: XAWRK019

First Level Reviewer: barnettj Date: 20-Jun-2017 11:19:19

Signal	RT	EXP RT	DLT RT	REL RT	Response	Amount ng/ml	Ratio(Limits)	S/N	Flags
1 Perfluorobutanesulfonic acid									
298.90 > 80.00	2.177	2.183	-0.006	1.000	34683749	125.6		1980	
298.90 > 99.00	2.177	2.183	-0.006	1.000	28514952		1.22(0.00-0.00)	2004	
\$ 2 13C2 PFHxA									
315.00 > 270.00	2.382	2.381	0.001	1.000	4020511	10.0		4252	
3 Perfluorohexanesulfonic acid									
399.00 > 80.00	2.625	2.625	0.0	1.000	17168191	46.1		4264	
4 Perfluoroheptanoic acid									
363.00 > 319.00	2.625	2.630	-0.005	1.000	4901644	15.0		698	
* 6 13C2-PFOA									
415.00 > 370.00	2.860	2.859	0.001		3862838	10.0		8641	
5 Perfluorooctanoic acid									
413.00 > 369.00	2.860	2.859	0.001	1.000	10292116	30.4		1356	
413.00 > 169.00	2.860	2.859	0.001	1.000	5939126		1.73(0.00-0.00)	5672	
8 Perfluorooctane sulfonic acid									
499.00 > 80.00	2.989	2.982	0.007	1.000	19613063	60.5		51714	
499.00 > 99.00	2.989	2.982	0.007	1.000	4458859		4.40(0.00-0.00)	10798	
* 7 13C4 PFOS									
503.00 > 80.00	2.989	2.991	-0.002		9159685	28.7		16681	
9 Perfluorononanoic acid									
463.00 > 419.00	3.004	3.003	0.001	1.000	9170093	27.8		2754	
\$ 10 13C2 PFDA									
515.00 > 470.00	3.118	3.123	-0.005	1.000	3752144	10.1		12276	

Reagents:

LC537-L5_00021

Amount Added: 1.00

Units: mL

TestAmerica Sacramento

Data File: \\ChromNa\Sacramento\ChromData\A8_N\20170620-44449.b\2017.06.19_537B_001.d

Injection Date: 19-Jun-2017 18:33:08

Instrument ID: A8_N

Lims ID: CCV L5

Client ID:

Operator ID: SACINSTLCMS01

ALS Bottle#: 5

Worklist Smp#: 1

Injection Vol: 2.0 ul

Dil. Factor: 1.0000

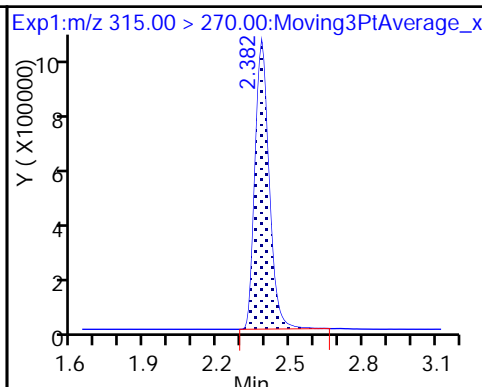
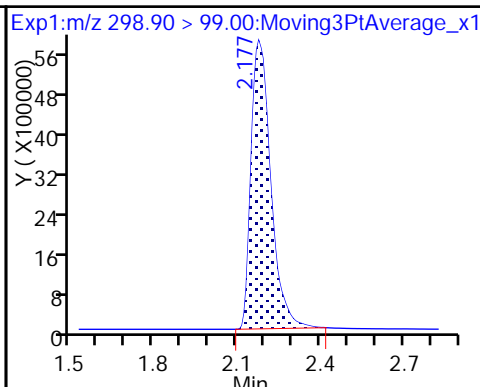
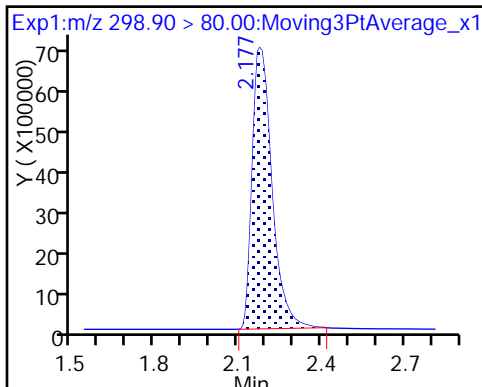
Method: 537_A8_N

Limit Group: LC 537 ICAL

1 Perfluorobutanesulfonic acid

1 Perfluorobutanesulfonic acid

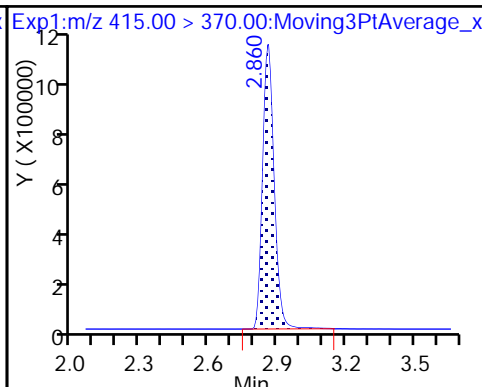
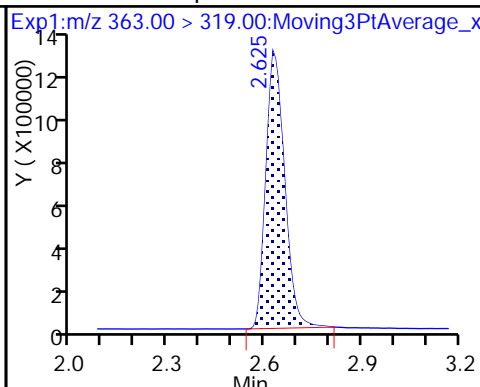
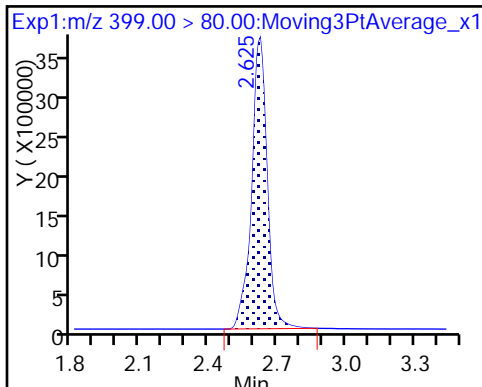
\$ 2 13C2 PFHxA



3 Perfluorohexanesulfonic acid

4 Perfluoroheptanoic acid

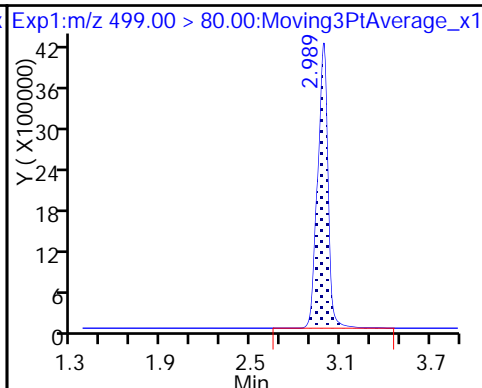
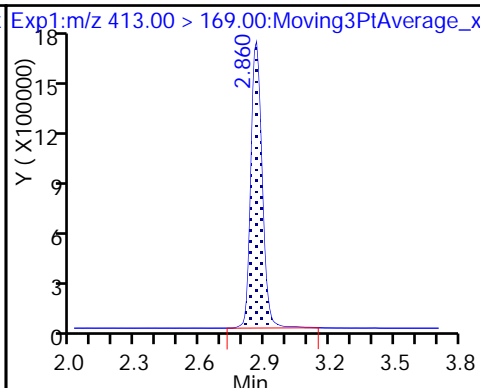
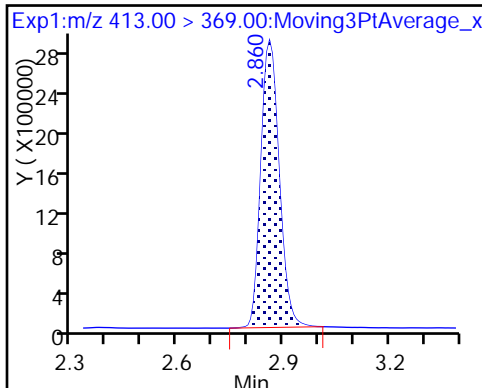
* 6 13C2-PFOA



5 Perfluorooctanoic acid

5 Perfluorooctanoic acid

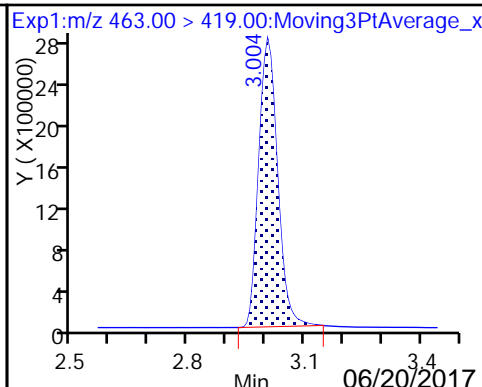
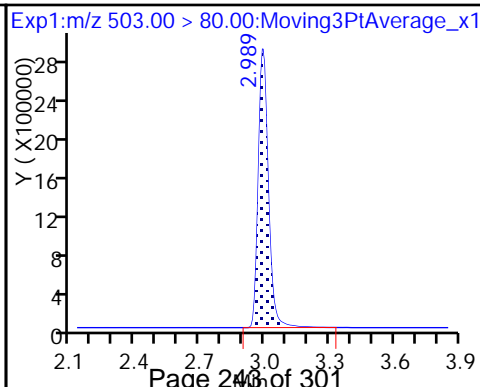
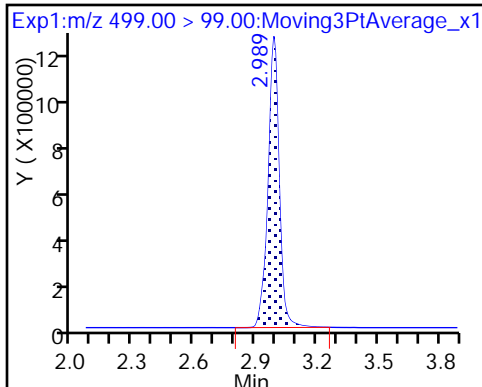
8 Perfluorooctane sulfonic acid



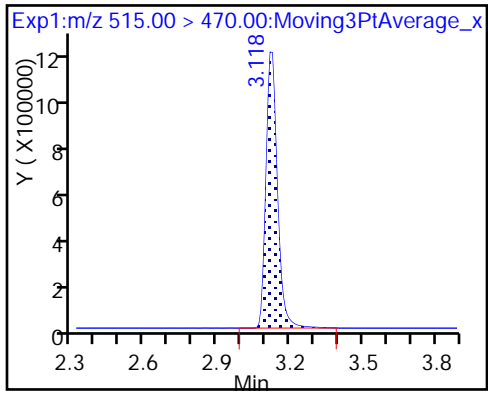
8 Perfluorooctane sulfonic acid

* 7 13C4 PFOS

9 Perfluorononanoic acid



\$ 10 13C2 PFDA



FORM VII
LCMS CONTINUING CALIBRATION DATA

Lab Name: TestAmerica Sacramento Job No.: 320-28973-1
 SDG No.: _____
 Lab Sample ID: CCV 320-169962/13 Calibration Date: 06/19/2017 19:30
 Instrument ID: A8_N Calib Start Date: 06/19/2017 17:40
 GC Column: GeminiC18 3x100 ID: 3.00 (mm) Calib End Date: 06/19/2017 18:04
 Lab File ID: 2017.06.19_537B_013.d Conc. Units: ng/mL

ANALYTE	CURVE TYPE	AVE RRF	RRF	MIN RRF	CALC AMOUNT	SPIKE AMOUNT	%D	MAX %D
Perfluorobutanesulfonic acid (PFBS)	Ave	0.8645	0.9376		48.1	44.4	8.5	30.0
Perfluorohexanesulfonic acid	Ave	1.167	1.206		15.6	15.1	3.3	30.0
Perfluoroheptanoic acid	Ave	0.8433	0.8243		4.86	4.97	-2.2	30.0
Perfluorooctanoic acid (PFOA)	Ave	0.8758	0.8797		10.1	10.0	0.4	30.0
Perfluorooctanesulfonic acid (PFOS)	Ave	1.016	1.043		20.7	20.1	2.7	30.0
Perfluorononanoic acid	Ave	0.8531	0.8201		9.30	9.68	-3.9	30.0
13C2 PFHxA	Ave	1.038	0.9757		9.40	10.0	-6.0	30.0
13C2 PFDA	Ave	0.9622	0.8361		8.69	10.0	-13.1	30.0

TestAmerica Sacramento
Target Compound Quantitation Report

Data File: \\ChromNa\Sacramento\ChromData\A8_N\20170620-44449.b\2017.06.19_537B_013.d
 Lims ID: CCV L3
 Client ID:
 Sample Type: CCVIS
 Inject. Date: 19-Jun-2017 19:30:04 ALS Bottle#: 3 Worklist Smp#: 13
 Injection Vol: 2.0 ul Dil. Factor: 1.0000
 Sample Info: CCV L3
 Misc. Info.: Plate: 1 Rack: 1
 Operator ID: SACINSTLCMS01 Instrument ID: A8_N
 Sublist: chrom-537_A8_N*sub1
 Method: \\ChromNa\Sacramento\ChromData\A8_N\20170620-44449.b\537_A8_N.m
 Limit Group: LC 537 ICAL
 Last Update: 20-Jun-2017 11:42:36 Calib Date: 19-Jun-2017 18:04:42
 Integrator: Picker
 Quant Method: Internal Standard Quant By: Initial Calibration
 Last ICal File: \\ChromNA\Sacramento\ChromData\A8_N\20170619-44448.b\2017.06.19_537A_ICAL_009.d
 Column 1 : Det: EXP1
 Process Host: XAWRK019

First Level Reviewer: barnettj Date: 20-Jun-2017 11:27:21

Signal	RT	EXP RT	DLT RT	REL RT	Response	Amount ng/ml	Ratio(Limits)	S/N	Flags
1 Perfluorobutanesulfonic acid									
298.90 > 80.00	2.177	2.183	-0.006	1.000	13769256	48.1		1531	
298.90 > 99.00	2.170	2.183	-0.013	0.997	11067899		1.24(0.00-0.00)	1382	
\$ 2 13C2 PFHxA									
315.00 > 270.00	2.375	2.381	-0.006	1.000	4167896	9.40		2955	
3 Perfluorohexanesulfonic acid									
399.00 > 80.00	2.618	2.625	-0.007	1.000	6024408	15.6		1977	
4 Perfluoroheptanoic acid									
363.00 > 319.00	2.625	2.630	-0.005	1.000	1751802	4.86		251	
* 6 13C2-PFOA									
415.00 > 370.00	2.853	2.859	-0.006		4271839	10.0		8083	
5 Perfluorooctanoic acid									
413.00 > 369.00	2.853	2.859	-0.006	1.000	3773002	10.1		638	
413.00 > 169.00	2.853	2.859	-0.006	1.000	2071027		1.82(0.00-0.00)	1922	
8 Perfluorooctane sulfonic acid									
499.00 > 80.00	2.982	2.982	0.0	1.000	6939433	20.7		16945	
499.00 > 99.00	2.982	2.982	0.0	1.000	1512150		4.59(0.00-0.00)	4860	
* 7 13C4 PFOS									
503.00 > 80.00	2.982	2.991	-0.009		9487679	28.7		14650	
9 Perfluorononanoic acid									
463.00 > 419.00	2.997	3.003	-0.006	1.000	3390603	9.30		1029	
\$ 10 13C2 PFDA									
515.00 > 470.00	3.111	3.123	-0.012	1.000	3571460	8.69		8314	

Reagents:

LC537-L3_00020

Amount Added: 1.00

Units: mL

TestAmerica Sacramento

Data File: \\ChromNa\Sacramento\ChromData\A8_N\20170620-44449.b\2017.06.19_537B_013.d

Injection Date: 19-Jun-2017 19:30:04

Instrument ID: A8_N

Lims ID: CCV L3

Client ID:

Operator ID: SACINSTLCMS01

ALS Bottle#: 3

Worklist Smp#: 13

Injection Vol: 2.0 ul

Dil. Factor: 1.0000

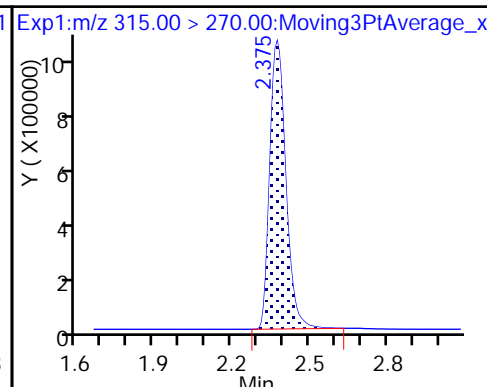
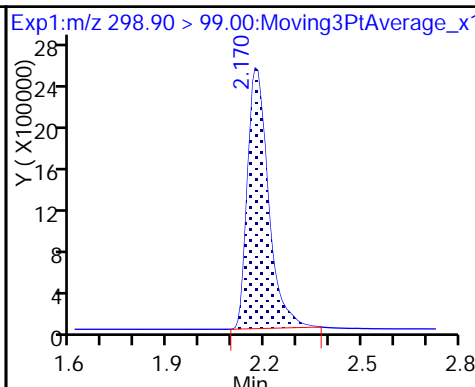
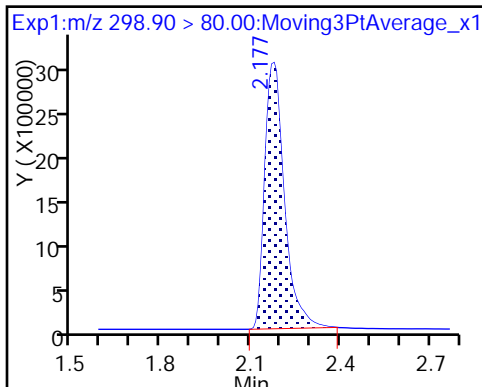
Method: 537_A8_N

Limit Group: LC 537 ICAL

1 Perfluorobutanesulfonic acid

1 Perfluorobutanesulfonic acid

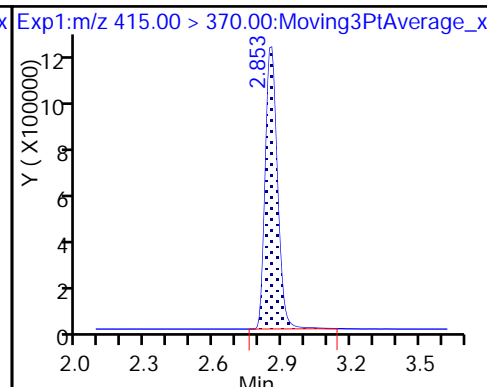
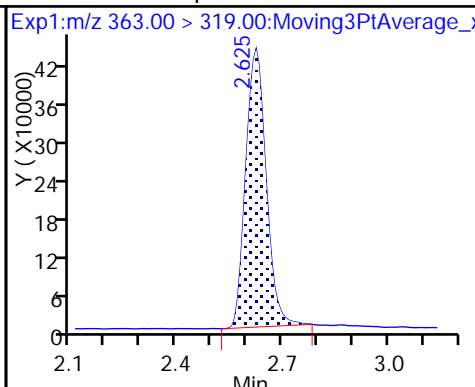
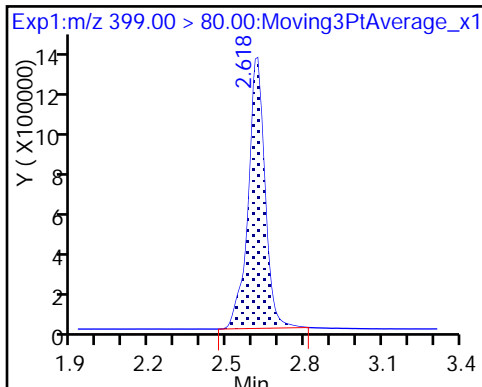
\$ 2 13C2 PFHxA



3 Perfluorohexanesulfonic acid

4 Perfluoroheptanoic acid

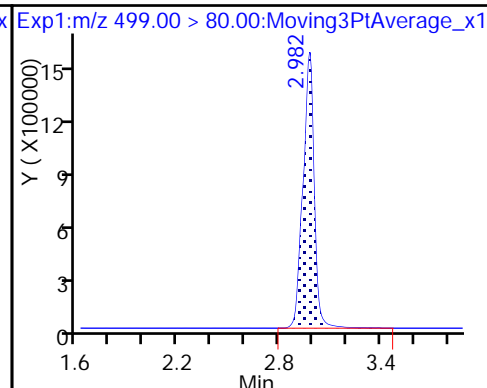
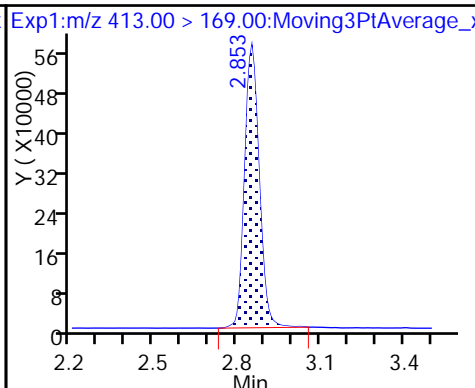
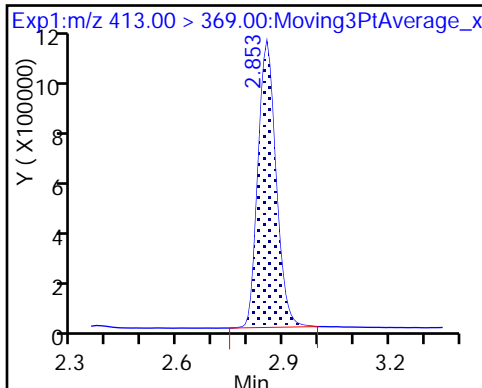
* 6 13C2-PFOA



5 Perfluorooctanoic acid

5 Perfluorooctanoic acid

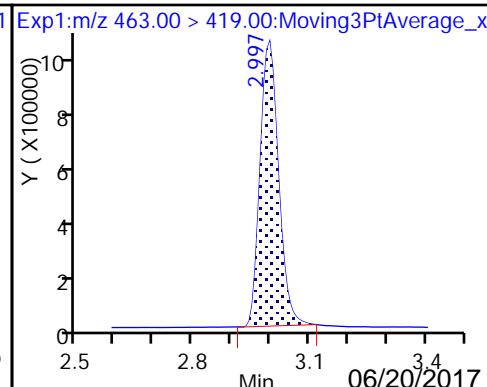
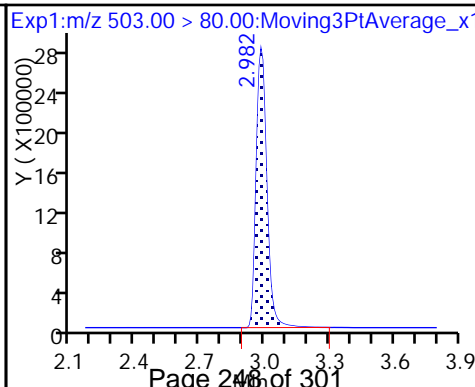
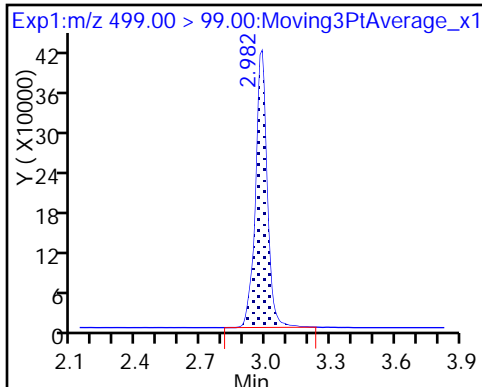
8 Perfluorooctane sulfonic acid



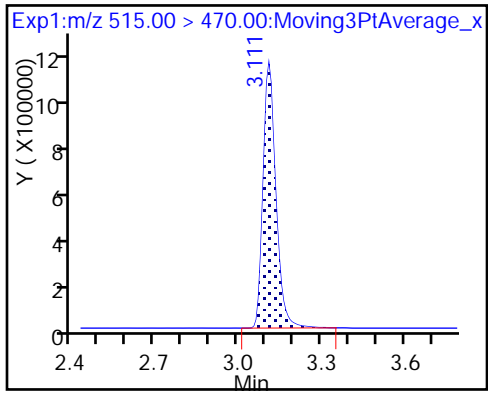
8 Perfluorooctane sulfonic acid

* 7 13C4 PFOS

9 Perfluorononanoic acid



\$ 10 13C2 PFDA



FORM I
LCMS ORGANICS ANALYSIS DATA SHEET

Lab Name: TestAmerica Sacramento Job No.: 320-28973-1
 SDG No.: _____
 Client Sample ID: _____ Lab Sample ID: MB 320-168959/1-A
 Matrix: Water Lab File ID: 2017.06.14_537B_023.d
 Analysis Method: 537 Date Collected: _____
 Extraction Method: 537 Date Extracted: 06/13/2017 08:47
 Sample wt/vol: 250 (mL) Date Analyzed: 06/14/2017 22:40
 Con. Extract Vol.: 1.0 (mL) Dilution Factor: 1
 Injection Volume: 2 (uL) GC Column: GeminiC18 3x100 ID: 3 (mm)
 % Moisture: _____ GPC Cleanup: (Y/N) N
 Analysis Batch No.: 169413 Units: ug/L

CAS NO.	COMPOUND NAME	RESULT	Q	LOQ	LOD	DL
1763-23-1	Perfluorooctanesulfonic acid (PFOS)	0.016	U	0.040	0.016	0.0068
335-67-1	Perfluorooctanoic acid (PFOA)	0.0080	U	0.020	0.0080	0.0028
375-73-5	Perfluorobutanesulfonic acid (PFBS)	0.036	U	0.090	0.036	0.016

CAS NO.	SURROGATE	%REC	Q	LIMITS
STL00993	13C2 PFHxA	87		70-130
STL00996	13C2 PFDA	89		70-130

TestAmerica Sacramento
Target Compound Quantitation Report

Data File: \\ChromNa\Sacramento\ChromData\A8_N\20170615-44305.b\2017.06.14_537B_023.d
 Lims ID: MB 320-168959/1-A
 Client ID:
 Sample Type: MB
 Inject. Date: 14-Jun-2017 22:40:47 ALS Bottle#: 17 Worklist Smp#: 3
 Injection Vol: 2.0 ul Dil. Factor: 1.0000
 Sample Info: mb 320-168959/1-a
 Misc. Info.: Plate: 1 Rack: 2
 Operator ID: SACINSTLCMS01 Instrument ID: A8_N
 Method: \\ChromNa\Sacramento\ChromData\A8_N\20170615-44305.b\537_A8_N.m
 Limit Group: LC 537 ICAL
 Last Update: 15-Jun-2017 15:10:47 Calib Date: 14-Jun-2017 20:37:33
 Integrator: Picker
 Quant Method: Internal Standard Quant By: Initial Calibration
 Last ICal File: \\ChromNA\Sacramento\ChromData\A8_N\20170615-44302.b\2017.06.14537iCAL_009.d

Column 1 : Det: EXP1
 Process Host: XAWRK006

Signal	RT	EXP RT	DLT RT	REL RT	Response	Amount ng/ml	Ratio(Limits)	S/N	Flags
\$ 2 13C2 PFHxA	315.00 > 270.00	2.033	2.018	0.015	1.000	3141741	8.72	5735	
* 6 13C2-PFOA	415.00 > 370.00	2.489	2.482	0.007		3172979	10.0	6023	
* 7 13C4 PFOS	503.00 > 80.00	2.655	2.645	0.010		6299429	28.7	14373	
\$ 10 13C2 PFDA	515.00 > 470.00	2.777	2.771	0.006	1.000	2160762	8.90	13048	

TestAmerica Sacramento

Data File: \\ChromNa\Sacramento\ChromData\A8_N\20170615-44305.b\2017.06.14_537B_023.d

Injection Date: 14-Jun-2017 22:40:47

Instrument ID: A8_N

Lims ID: MB 320-168959/1-A

Client ID:

Operator ID: SACINSTLCMS01

ALS Bottle#: 17

Worklist Smp#: 3

Injection Vol: 2.0 ul

Dil. Factor: 1.0000

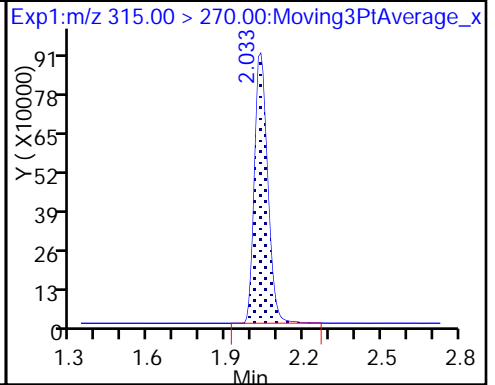
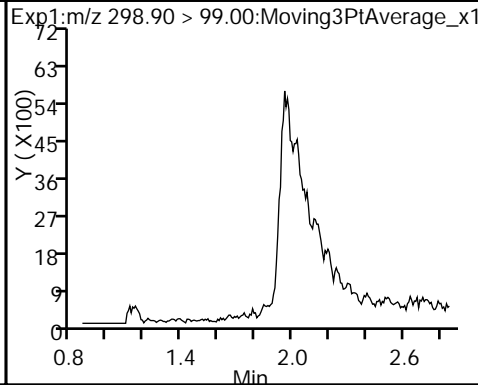
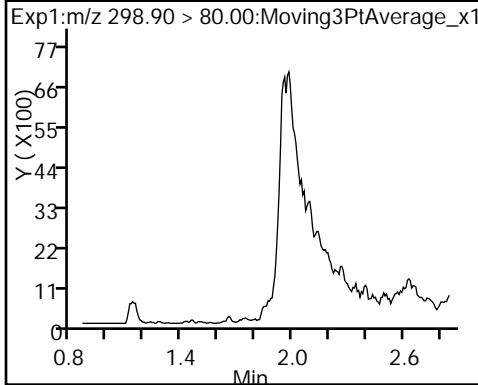
Method: 537_A8_N

Limit Group: LC 537 ICAL

1 Perfluorobutanesulfonic acid (ND)

1 Perfluorobutanesulfonic acid (ND)

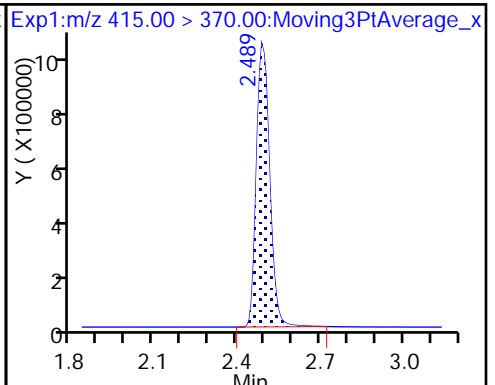
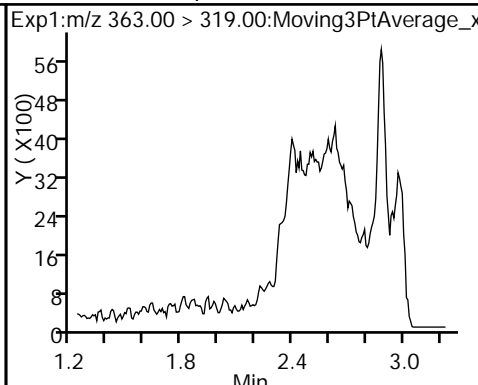
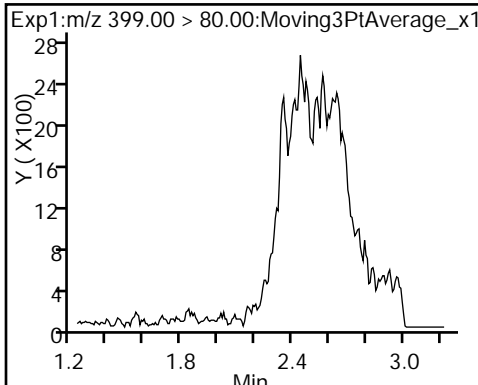
\$ 2 13C2 PFHxA



3 Perfluorohexanesulfonic acid (ND)

4 Perfluoroheptanoic acid (ND)

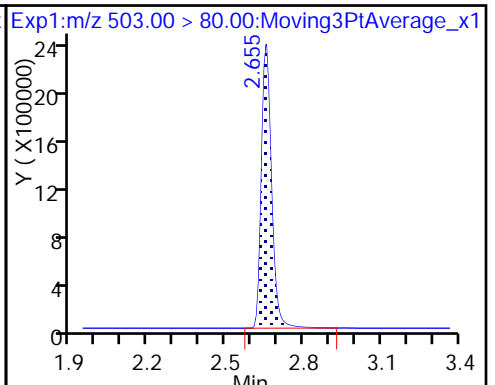
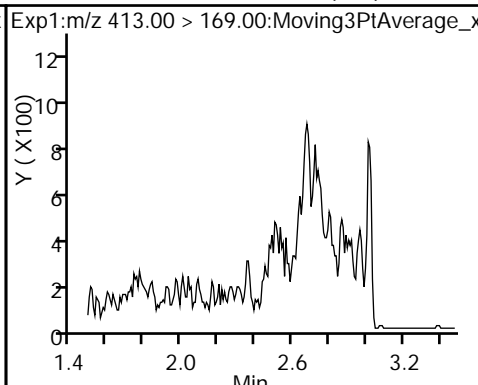
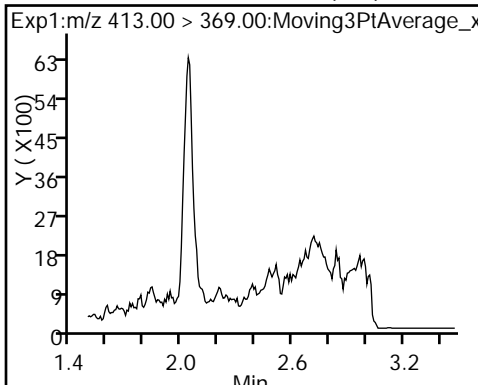
* 6 13C2-PFOA



5 Perfluorooctanoic acid (ND)

5 Perfluorooctanoic acid (ND)

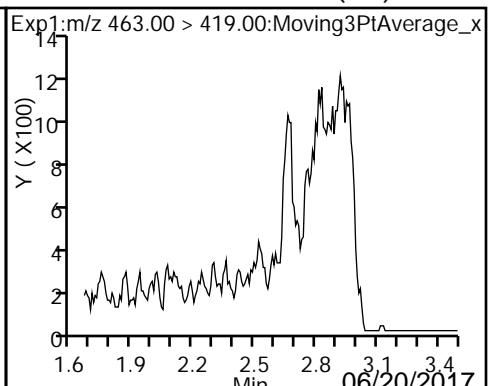
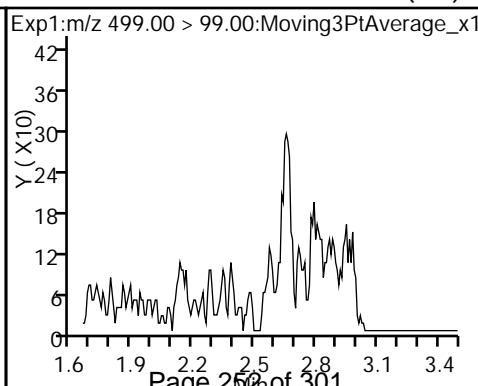
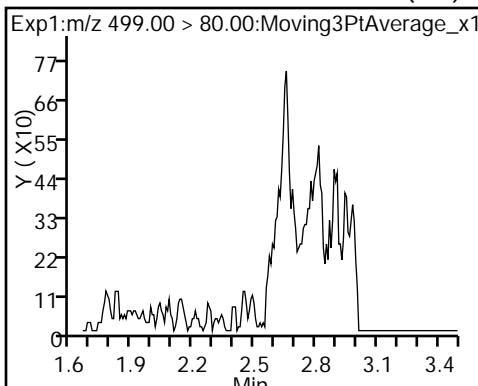
* 7 13C4 PFOS



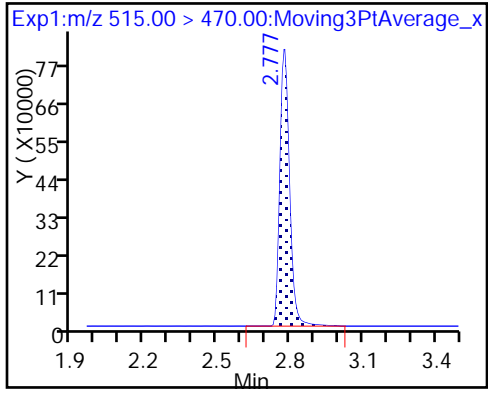
8 Perfluorooctane sulfonic acid (ND)

8 Perfluorooctane sulfonic acid (ND)

9 Perfluorononanoic acid (ND)



\$ 10 13C2 PFDA



TestAmerica Sacramento
Recovery Report

Data File: \\ChromNa\Sacramento\ChromData\A8_N\20170615-44305.b\2017.06.14_537B_023.d
 Lims ID: MB 320-168959/1-A
 Client ID:
 Sample Type: MB
 Inject. Date: 14-Jun-2017 22:40:47 ALS Bottle#: 17 Worklist Smp#: 3
 Injection Vol: 2.0 ul Dil. Factor: 1.0000
 Sample Info: mb 320-168959/1-a
 Misc. Info.: Plate: 1 Rack: 2
 Operator ID: SACINSTLCMS01 Instrument ID: A8_N
 Method: \\ChromNa\Sacramento\ChromData\A8_N\20170615-44305.b\537_A8_N.m
 Limit Group: LC 537 ICAL
 Last Update: 15-Jun-2017 15:10:47 Calib Date: 14-Jun-2017 20:37:33
 Integrator: Picker
 Quant Method: Internal Standard Quant By: Initial Calibration
 Last ICal File: \\ChromNA\Sacramento\ChromData\A8_N\20170615-44302.b\2017.06.14537iCAL_009.d

Column 1 : Det: EXP1
 Process Host: XAWRK006

Compound	Amount Added	Amount Recovered	% Rec.
\$ 2 13C2 PFHxA	10.0	8.72	87.21
\$ 10 13C2 PFDA	10.0	8.90	88.99

FORM I
LCMS ORGANICS ANALYSIS DATA SHEET

Lab Name: TestAmerica Sacramento Job No.: 320-28973-1
 SDG No.: _____
 Client Sample ID: _____ Lab Sample ID: LLCS 320-168959/2-A
 Matrix: Water Lab File ID: 2017.06.14_537B_024.d
 Analysis Method: 537 Date Collected: _____
 Extraction Method: 537 Date Extracted: 06/13/2017 08:47
 Sample wt/vol: 250 (mL) Date Analyzed: 06/14/2017 22:45
 Con. Extract Vol.: 1.0 (mL) Dilution Factor: 1
 Injection Volume: 2 (uL) GC Column: GeminiC18 3x100 ID: 3 (mm)
 % Moisture: _____ GPC Cleanup: (Y/N) N
 Analysis Batch No.: 169413 Units: ug/L

CAS NO.	COMPOUND NAME	RESULT	Q	LOQ	LOD	DL
1763-23-1	Perfluorooctanesulfonic acid (PFOS)	0.0392	J	0.040	0.016	0.0068
335-67-1	Perfluorooctanoic acid (PFOA)	0.0189	J	0.020	0.0080	0.0028
375-73-5	Perfluorobutanesulfonic acid (PFBS)	0.0930		0.090	0.036	0.016

CAS NO.	SURROGATE	%REC	Q	LIMITS
STL00993	13C2 PFHxA	94		70-130
STL00996	13C2 PFDA	92		70-130

TestAmerica Sacramento
Target Compound Quantitation Report

Data File: \\ChromNa\Sacramento\ChromData\A8_N\20170615-44305.b\2017.06.14_537B_024.d
 Lims ID: LLCS 320-168959/2-A
 Client ID:
 Sample Type: LLCS
 Inject. Date: 14-Jun-2017 22:45:11 ALS Bottle#: 18 Worklist Smp#: 4
 Injection Vol: 2.0 ul Dil. Factor: 1.0000
 Sample Info: llcs 320-168959/2-a
 Misc. Info.: Plate: 1 Rack: 2
 Operator ID: SACINSTLCMS01 Instrument ID: A8_N
 Method: \\ChromNa\Sacramento\ChromData\A8_N\20170615-44305.b\537_A8_N.m
 Limit Group: LC 537 ICAL
 Last Update: 15-Jun-2017 15:10:47 Calib Date: 14-Jun-2017 20:37:33
 Integrator: Picker
 Quant Method: Internal Standard Quant By: Initial Calibration
 Last ICAL File: \\ChromNA\Sacramento\ChromData\A8_N\20170615-44302.b\2017.06.14537iCAL_009.d
 Column 1 : Det: EXP1
 Process Host: XAWRK006

First Level Reviewer: barnettj Date: 15-Jun-2017 15:02:02

Signal	RT	EXP RT	DLT RT	REL RT	Response	Amount ng/ml	Ratio(Limits)	S/N	Flags
1 Perfluorobutanesulfonic acid									
298.90 > 80.00	1.866	1.855	0.011	1.000	5035421	23.2		1127	
298.90 > 99.00	1.859	1.855	0.004	0.996	4108024		1.23(0.00-0.00)	1271	
\$ 2 13C2 PFHxA									
315.00 > 270.00	2.026	2.018	0.008	1.000	3130786	9.39		5490	
3 Perfluorohexanesulfonic acid									
399.00 > 80.00	2.231	2.226	0.005	1.000	2161551	7.52		793	
4 Perfluoroheptanoic acid									
363.00 > 319.00	2.231	2.232	-0.001	1.000	694979	2.43		153	
* 6 13C2-PFOA									
415.00 > 370.00	2.481	2.482	-0.001		2937443	10.0		5973	
5 Perfluorooctanoic acid									
413.00 > 369.00	2.489	2.485	0.004	1.000	1221591	4.71		388	
413.00 > 169.00	2.489	2.485	0.004	1.000	684630		1.78(0.00-0.00)	843	
* 7 13C4 PFOS									
503.00 > 80.00	2.648	2.645	0.003		5879507	28.7		12379	
8 Perfluorooctane sulfonic acid									
499.00 > 80.00	2.648	2.655	-0.007	1.000	2049949	9.79		8335	
499.00 > 99.00	2.648	2.655	-0.007	1.000	477657		4.29(0.00-0.00)	2279	
9 Perfluorononanoic acid									
463.00 > 419.00	2.663	2.658	0.005	1.000	1073572	4.67		1009	
\$ 10 13C2 PFDA									
515.00 > 470.00	2.769	2.771	-0.002	1.000	2069313	9.21		9397	

Data File: \\ChromNa\Sacramento\ChromData\A8_N\20170615-44305.b\2017.06.14_537B_024.d

Injection Date: 14-Jun-2017 22:45:11 Instrument ID: A8_N

Lims ID: LLCS 320-168959/2-A

Client ID:

Operator ID: SACINSTLCMS01

ALS Bottle#: 18

Worklist Smp#: 4

Injection Vol: 2.0 ul

Dil. Factor: 1.0000

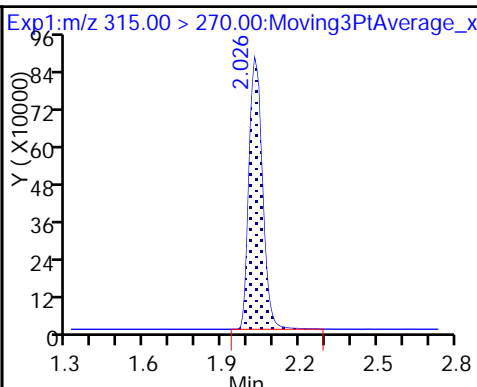
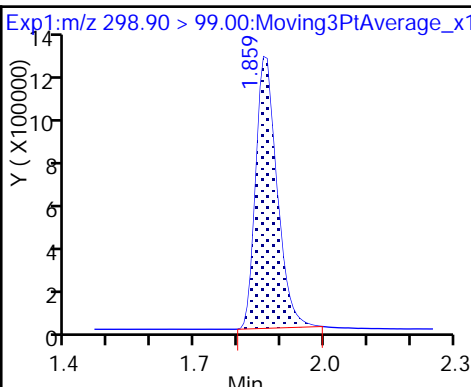
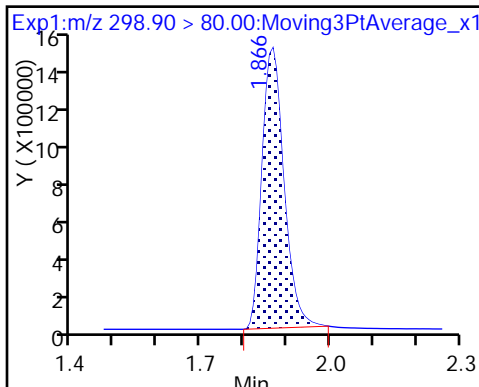
Method: 537_A8_N

Limit Group: LC 537 ICAL

1 Perfluorobutanesulfonic acid

1 Perfluorobutanesulfonic acid

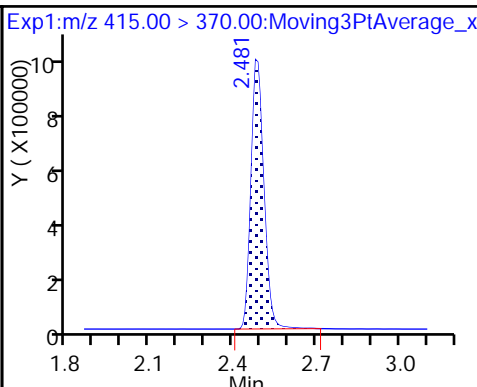
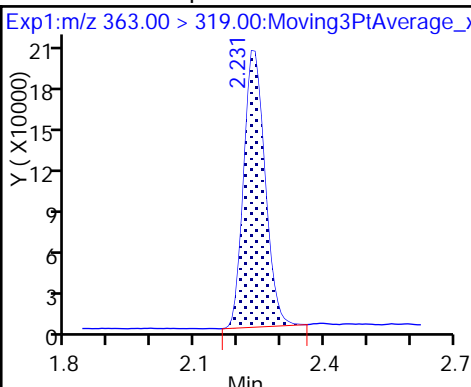
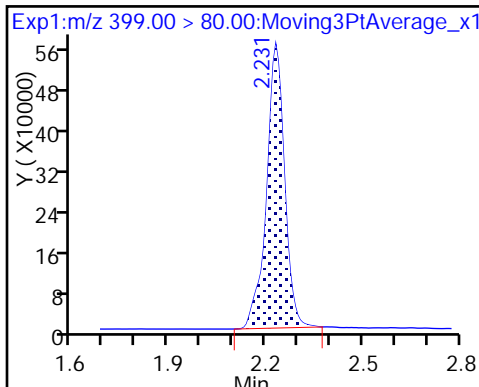
\$ 2 13C2 PFHxA



3 Perfluorohexanesulfonic acid

4 Perfluoroheptanoic acid

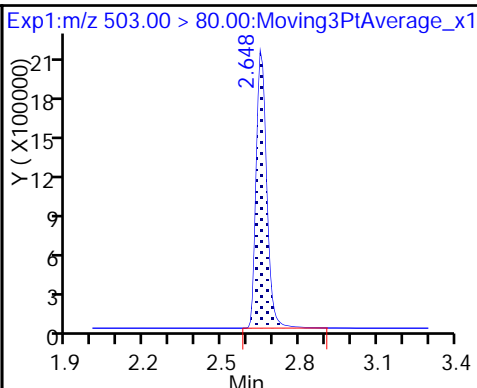
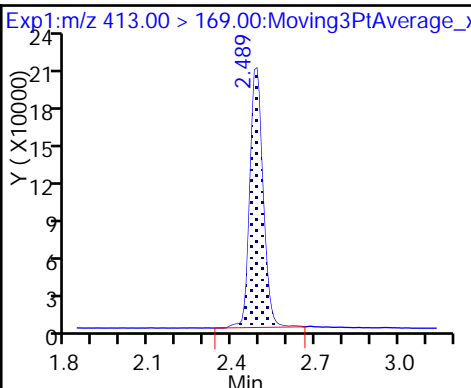
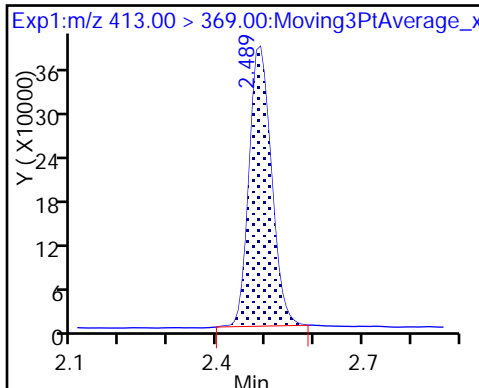
* 6 13C2-PFOA



5 Perfluorooctanoic acid

5 Perfluorooctanoic acid

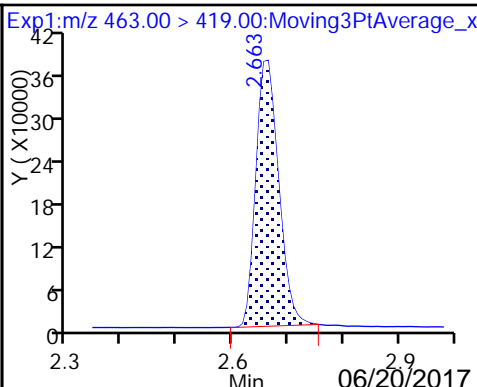
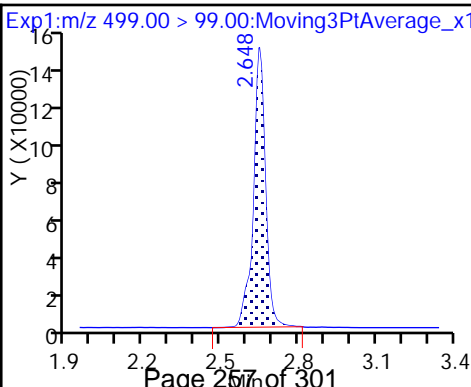
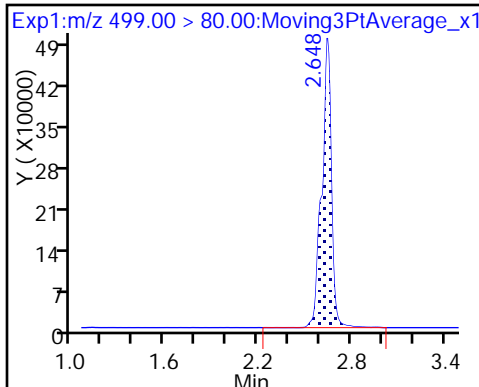
* 7 13C4 PFOS



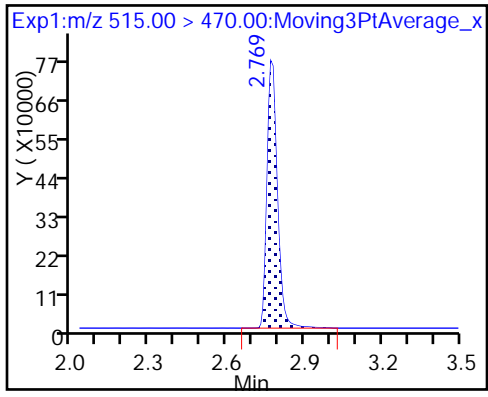
8 Perfluorooctane sulfonic acid

8 Perfluorooctane sulfonic acid

9 Perfluorononanoic acid



\$ 10 13C2 PFDA



TestAmerica Sacramento
Recovery Report

Data File: \\ChromNa\Sacramento\ChromData\A8_N\20170615-44305.b\2017.06.14_537B_024.d
 Lims ID: LLCS 320-168959/2-A
 Client ID:
 Sample Type: LLCS
 Inject. Date: 14-Jun-2017 22:45:11 ALS Bottle#: 18 Worklist Smp#: 4
 Injection Vol: 2.0 ul Dil. Factor: 1.0000
 Sample Info: llcs 320-168959/2-a
 Misc. Info.: Plate: 1 Rack: 2
 Operator ID: SACINSTLCMS01 Instrument ID: A8_N
 Method: \\ChromNa\Sacramento\ChromData\A8_N\20170615-44305.b\537_A8_N.m
 Limit Group: LC 537 ICAL
 Last Update: 15-Jun-2017 15:10:47 Calib Date: 14-Jun-2017 20:37:33
 Integrator: Picker
 Quant Method: Internal Standard Quant By: Initial Calibration
 Last ICal File: \\ChromNA\Sacramento\ChromData\A8_N\20170615-44302.b\2017.06.14537iCAL_009.d
 Column 1 : Det: EXP1
 Process Host: XAWRK006

First Level Reviewer: barnettj Date: 15-Jun-2017 15:02:02

Compound	Amount Added	Amount Recovered	% Rec.
\$ 2 13C2 PFHxA	10.0	9.39	93.87
\$ 10 13C2 PFDA	10.0	9.21	92.06

FORM I
LCMS ORGANICS ANALYSIS DATA SHEET

Lab Name: TestAmerica Sacramento Job No.: 320-28973-1
 SDG No.: _____
 Client Sample ID: WI-AF-1RW50-0617 LMS Lab Sample ID: 320-28973-1 LMS
 Matrix: Water Lab File ID: 2017.06.14_537B_026.d
 Analysis Method: 537 Date Collected: 06/05/2017 10:09
 Extraction Method: 537 Date Extracted: 06/13/2017 08:47
 Sample wt/vol: 261.1(mL) Date Analyzed: 06/14/2017 22:53
 Con. Extract Vol.: 1.0(mL) Dilution Factor: 1
 Injection Volume: 2(uL) GC Column: GeminiC18 3x100 ID: 3(mm)
 % Moisture: _____ GPC Cleanup: (Y/N) N
 Analysis Batch No.: 169413 Units: ug/L

CAS NO.	COMPOUND NAME	RESULT	Q	LOQ	LOD	DL
1763-23-1	Perfluorooctanesulfonic acid (PFOS)	0.0361	J	0.038	0.015	0.0065
335-67-1	Perfluorooctanoic acid (PFOA)	0.0177	J	0.019	0.0077	0.0027
375-73-5	Perfluorobutanesulfonic acid (PFBS)	0.0855	J	0.086	0.034	0.015

CAS NO.	SURROGATE	%REC	Q	LIMITS
STL00993	13C2 PFHxA	87		70-130
STL00996	13C2 PFDA	85		70-130

TestAmerica Sacramento
Target Compound Quantitation Report

Data File: \\ChromNa\Sacramento\ChromData\A8_N\20170615-44305.b\2017.06.14_537B_026.d
 Lims ID: 320-28973-A-1-B LMS
 Client ID:
 Sample Type: LMS
 Inject. Date: 14-Jun-2017 22:53:57 ALS Bottle#: 20 Worklist Smp#: 6
 Injection Vol: 2.0 ul Dil. Factor: 1.0000
 Sample Info: 320-28973-a-1-b lms
 Misc. Info.: Plate: 1 Rack: 2
 Operator ID: SACINSTLCMS01 Instrument ID: A8_N
 Method: \\ChromNa\Sacramento\ChromData\A8_N\20170615-44305.b\537_A8_N.m
 Limit Group: LC 537 ICAL
 Last Update: 15-Jun-2017 15:10:47 Calib Date: 14-Jun-2017 20:37:33
 Integrator: Picker
 Quant Method: Internal Standard Quant By: Initial Calibration
 Last ICal File: \\ChromNA\Sacramento\ChromData\A8_N\20170615-44302.b\2017.06.14537iCAL_009.d
 Column 1 : Det: EXP1
 Process Host: XAWRK006

First Level Reviewer: barnettj Date: 15-Jun-2017 15:02:35

Signal	RT	EXP RT	DLT RT	REL RT	Response	Amount ng/ml	Ratio(Limits)	S/N	Flags
1 Perfluorobutanesulfonic acid									
298.90 > 80.00	1.866	1.855	0.011	1.000	4903233	22.3		907	
298.90 > 99.00	1.866	1.855	0.011	1.000	3846439		1.27(0.00-0.00)	1108	
\$ 2 13C2 PFHxA									
315.00 > 270.00	2.033	2.018	0.015	1.000	3085938	8.74		5404	
3 Perfluorohexanesulfonic acid									
399.00 > 80.00	2.238	2.226	0.012	1.000	2062986	7.08		225	
4 Perfluoroheptanoic acid									
363.00 > 319.00	2.246	2.232	0.014	1.000	687693	2.27		37.4	
* 6 13C2-PFOA									
415.00 > 370.00	2.496	2.482	0.014		3110206	10.0		6760	
5 Perfluorooctanoic acid									
413.00 > 369.00	2.489	2.485	0.004	1.000	1270558	4.63		176	
413.00 > 169.00	2.489	2.485	0.004	1.000	724990		1.75(0.00-0.00)	709	
* 7 13C4 PFOS									
503.00 > 80.00	2.655	2.645	0.010		5958430	28.7		5314	
8 Perfluorooctane sulfonic acid									
499.00 > 80.00	2.655	2.655	0.0	1.000	1999056	9.42		1242	
499.00 > 99.00	2.655	2.655	0.0	1.000	465615		4.29(0.00-0.00)	452	
9 Perfluorononanoic acid									
463.00 > 419.00	2.663	2.658	0.005	1.000	1062323	4.36		233	
\$ 10 13C2 PFDA									
515.00 > 470.00	2.777	2.771	0.006	1.000	2033560	8.54		9760	

Data File: \\ChromNa\Sacramento\ChromData\A8_N\20170615-44305.b\2017.06.14_537B_026.d

Injection Date: 14-Jun-2017 22:53:57

Instrument ID: A8_N

Lims ID: 320-28973-A-1-B LMS

Client ID:

Operator ID: SACINSTLCMS01

ALS Bottle#: 20

Worklist Smp#: 6

Injection Vol: 2.0 ul

Dil. Factor: 1.0000

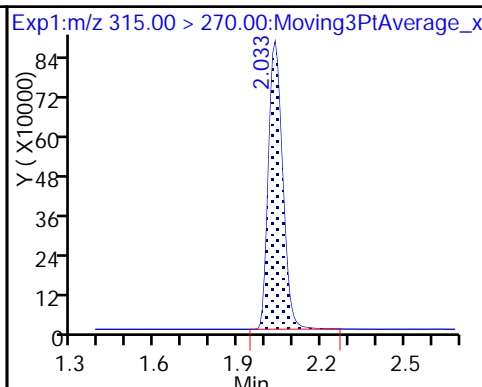
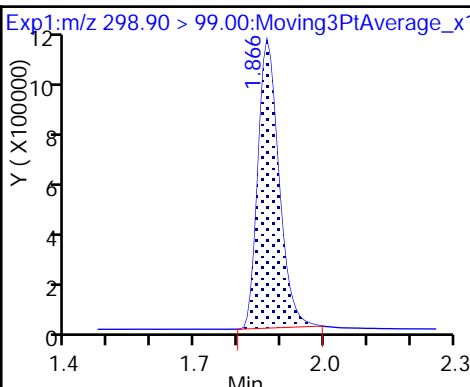
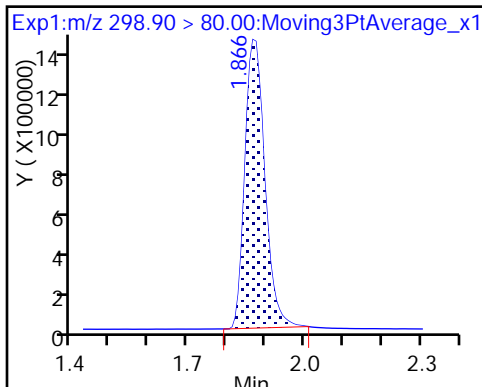
Method: 537_A8_N

Limit Group: LC 537 ICAL

1 Perfluorobutanesulfonic acid

1 Perfluorobutanesulfonic acid

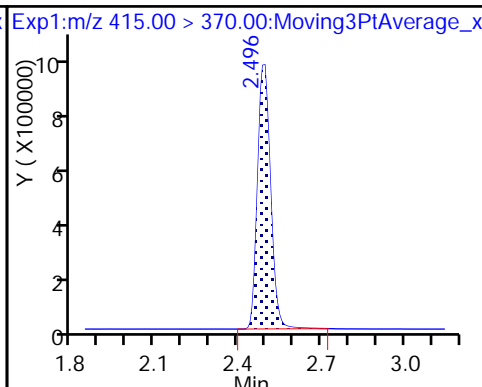
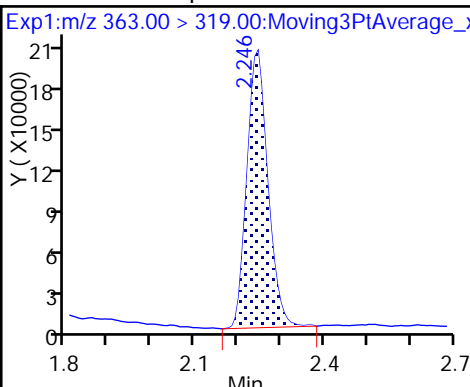
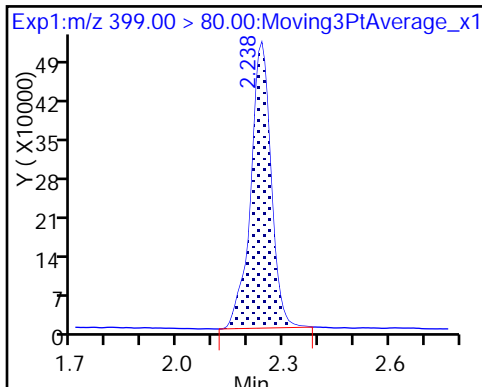
\$ 2 13C2 PFHxA



3 Perfluorohexanesulfonic acid

4 Perfluoroheptanoic acid

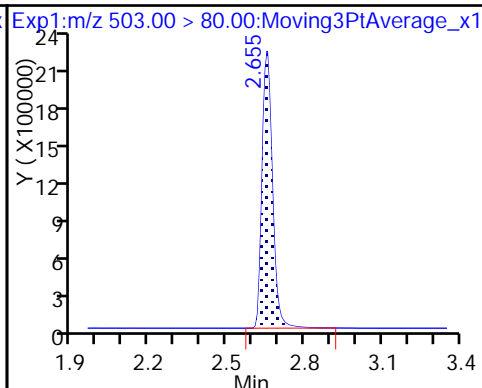
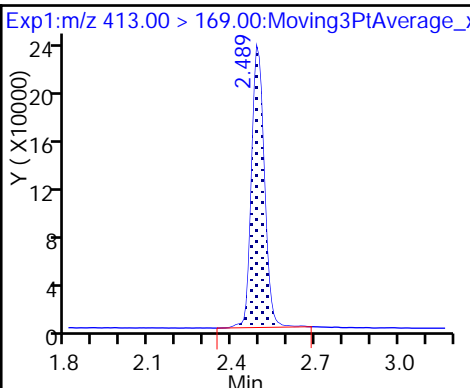
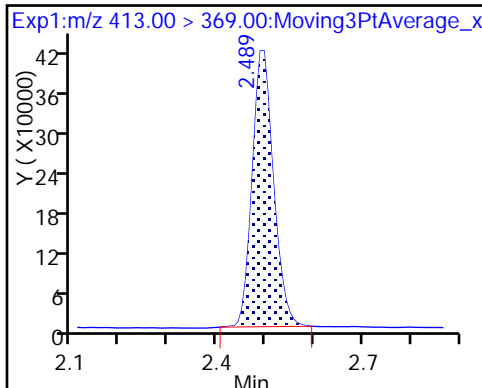
* 6 13C2-PFOA



5 Perfluorooctanoic acid

5 Perfluorooctanoic acid

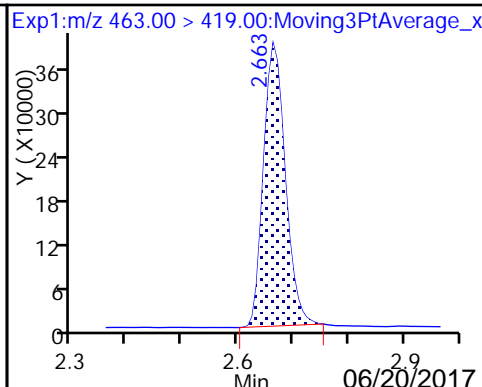
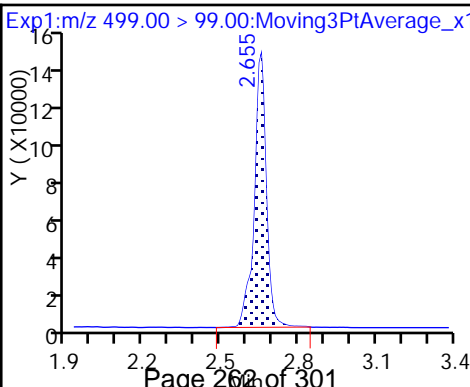
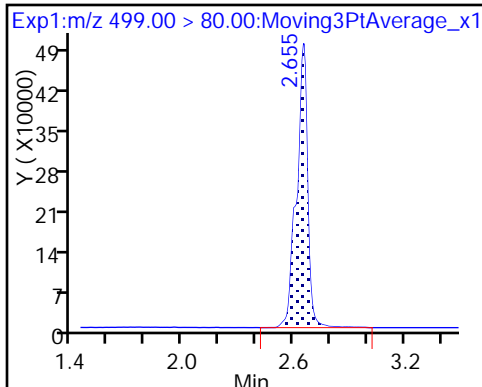
* 7 13C4 PFOS



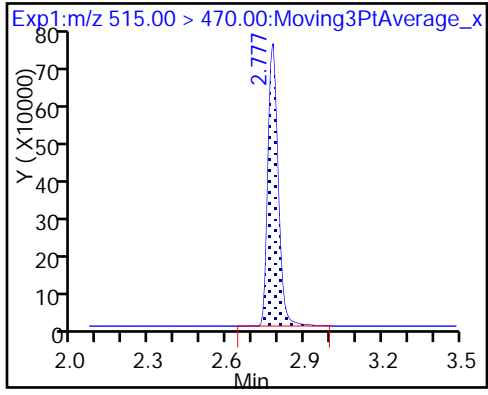
8 Perfluorooctane sulfonic acid

8 Perfluorooctane sulfonic acid

9 Perfluorononanoic acid



\$ 10 13C2 PFDA



TestAmerica Sacramento
Recovery Report

Data File: \\ChromNa\Sacramento\ChromData\A8_N\20170615-44305.b\2017.06.14_537B_026.d
 Lims ID: 320-28973-A-1-B LMS
 Client ID:
 Sample Type: LMS
 Inject. Date: 14-Jun-2017 22:53:57 ALS Bottle#: 20 Worklist Smp#: 6
 Injection Vol: 2.0 ul Dil. Factor: 1.0000
 Sample Info: 320-28973-a-1-b lms
 Misc. Info.: Plate: 1 Rack: 2
 Operator ID: SACINSTLCMS01 Instrument ID: A8_N
 Method: \\ChromNa\Sacramento\ChromData\A8_N\20170615-44305.b\537_A8_N.m
 Limit Group: LC 537 ICAL
 Last Update: 15-Jun-2017 15:10:47 Calib Date: 14-Jun-2017 20:37:33
 Integrator: Picker
 Quant Method: Internal Standard Quant By: Initial Calibration
 Last ICal File: \\ChromNA\Sacramento\ChromData\A8_N\20170615-44302.b\2017.06.14537iCAL_009.d
 Column 1 : Det: EXP1
 Process Host: XAWRK006

First Level Reviewer: barnettj Date: 15-Jun-2017 15:02:35

Compound	Amount Added	Amount Recovered	% Rec.
\$ 2 13C2 PFHxA	10.0	8.74	87.39
\$ 10 13C2 PFDA	10.0	8.54	85.44

FORM I
LCMS ORGANICS ANALYSIS DATA SHEET

Lab Name: TestAmerica Sacramento Job No.: 320-28973-1
 SDG No.: _____
 Client Sample ID: WI-AF-1RW50-0617 LMSD Lab Sample ID: 320-28973-1 LMSD
 Matrix: Water Lab File ID: 2017.06.14_537B_027.d
 Analysis Method: 537 Date Collected: 06/05/2017 10:09
 Extraction Method: 537 Date Extracted: 06/13/2017 08:47
 Sample wt/vol: 256.3(mL) Date Analyzed: 06/14/2017 22:58
 Con. Extract Vol.: 1.0(mL) Dilution Factor: 1
 Injection Volume: 2(uL) GC Column: GeminiC18 3x100 ID: 3(mm)
 % Moisture: _____ GPC Cleanup: (Y/N) N
 Analysis Batch No.: 169413 Units: ug/L

CAS NO.	COMPOUND NAME	RESULT	Q	LOQ	LOD	DL
1763-23-1	Perfluorooctanesulfonic acid (PFOS)	0.0370	J	0.039	0.016	0.0066
335-67-1	Perfluorooctanoic acid (PFOA)	0.0185	J	0.020	0.0078	0.0027
375-73-5	Perfluorobutanesulfonic acid (PFBS)	0.0906		0.088	0.035	0.016

CAS NO.	SURROGATE	%REC	Q	LIMITS
STL00993	13C2 PFHxA	90		70-130
STL00996	13C2 PFDA	90		70-130

TestAmerica Sacramento
Target Compound Quantitation Report

Data File: \\ChromNa\Sacramento\ChromData\A8_N\20170615-44305.b\2017.06.14_537B_027.d
 Lims ID: 320-28973-A-1-C LMSD
 Client ID:
 Sample Type: LMSD
 Inject. Date: 14-Jun-2017 22:58:22 ALS Bottle#: 21 Worklist Smp#: 7
 Injection Vol: 2.0 ul Dil. Factor: 1.0000
 Sample Info: 320-28973-a-1-c lmsd
 Misc. Info.: Plate: 1 Rack: 2
 Operator ID: SACINSTLCMS01 Instrument ID: A8_N
 Method: \\ChromNa\Sacramento\ChromData\A8_N\20170615-44305.b\537_A8_N.m
 Limit Group: LC 537 ICAL
 Last Update: 15-Jun-2017 15:10:47 Calib Date: 14-Jun-2017 20:37:33
 Integrator: Picker
 Quant Method: Internal Standard Quant By: Initial Calibration
 Last ICal File: \\ChromNA\Sacramento\ChromData\A8_N\20170615-44302.b\2017.06.14537iCAL_009.d
 Column 1 : Det: EXP1
 Process Host: XAWRK006

First Level Reviewer: barnettj Date: 15-Jun-2017 15:02:57

Signal	RT	EXP RT	DLT RT	REL RT	Response	Amount ng/ml	Ratio(Limits)	S/N	Flags
1 Perfluorobutanesulfonic acid									
298.90 > 80.00	1.859	1.855	0.004	1.000	4912586	23.2		944	
298.90 > 99.00	1.859	1.855	0.004	1.000	3912326		1.26(0.00-0.00)	1155	
\$ 2 13C2 PFHxA									
315.00 > 270.00	2.026	2.018	0.008	1.000	2995163	9.01		5783	
3 Perfluorohexanesulfonic acid									
399.00 > 80.00	2.231	2.226	0.005	1.000	2097142	7.47		253	
4 Perfluoroheptanoic acid									
363.00 > 319.00	2.231	2.232	-0.001	1.000	698837	2.45		37.7	
* 6 13C2-PFOA									
415.00 > 370.00	2.481	2.482	-0.001		2928266	10.0		5592	
5 Perfluorooctanoic acid									
413.00 > 369.00	2.489	2.485	0.004	1.000	1224724	4.74		157	
413.00 > 169.00	2.481	2.485	-0.004	0.997	720110		1.70(0.00-0.00)	665	
* 7 13C4 PFOS									
503.00 > 80.00	2.648	2.645	0.003		5739059	28.7		5150	
8 Perfluorooctane sulfonic acid									
499.00 > 80.00	2.648	2.655	-0.007	1.000	1938915	9.49		1267	
499.00 > 99.00	2.648	2.655	-0.007	1.000	452011		4.29(0.00-0.00)	471	
9 Perfluorononanoic acid									
463.00 > 419.00	2.655	2.658	-0.003	1.000	1007743	4.40		219	
\$ 10 13C2 PFDA									
515.00 > 470.00	2.769	2.771	-0.002	1.000	2009331	8.97		10007	

Data File: \\ChromNa\Sacramento\ChromData\A8_N\20170615-44305.b\2017.06.14_537B_027.d

Injection Date: 14-Jun-2017 22:58:22

Instrument ID: A8_N

Lims ID: 320-28973-A-1-C LMSD

Client ID:

Operator ID: SACINSTLCMS01

ALS Bottle#: 21

Worklist Smp#: 7

Injection Vol: 2.0 ul

Dil. Factor: 1.0000

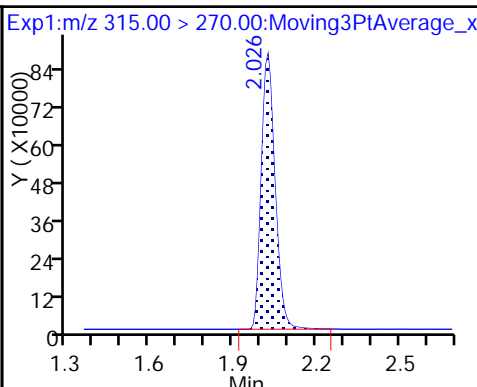
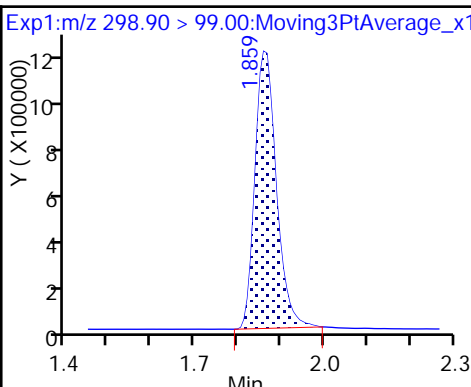
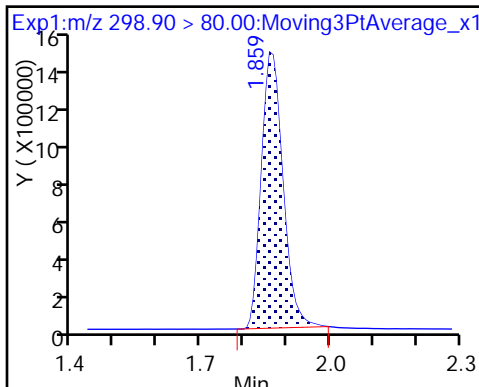
Method: 537_A8_N

Limit Group: LC 537 ICAL

1 Perfluorobutanesulfonic acid

1 Perfluorobutanesulfonic acid

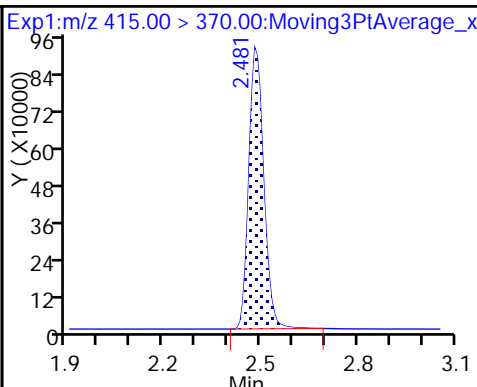
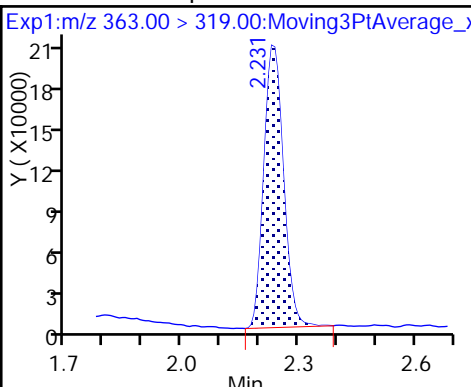
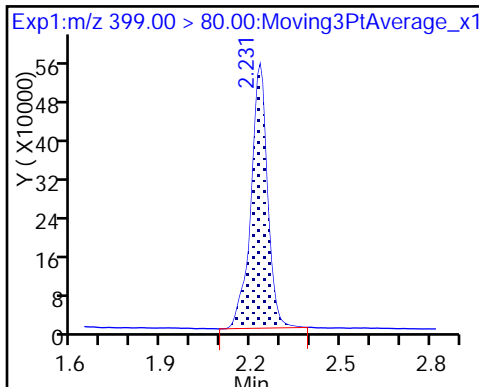
\$ 2 13C2 PFHxA



3 Perfluorohexanesulfonic acid

4 Perfluoroheptanoic acid

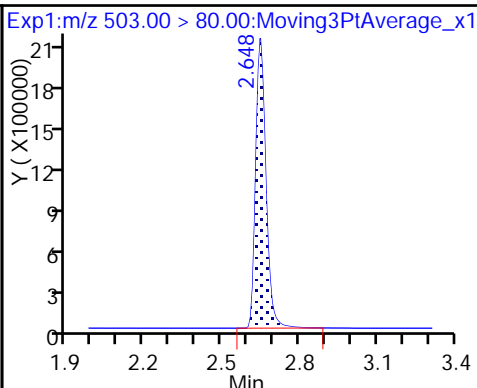
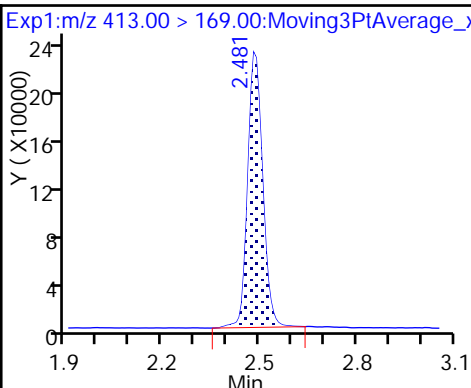
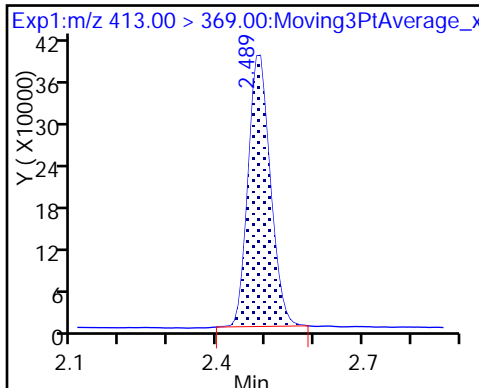
* 6 13C2-PFOA



5 Perfluorooctanoic acid

5 Perfluorooctanoic acid

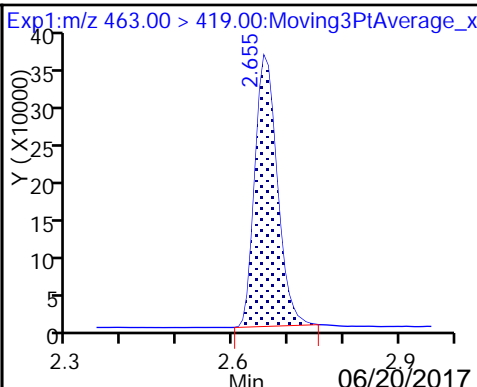
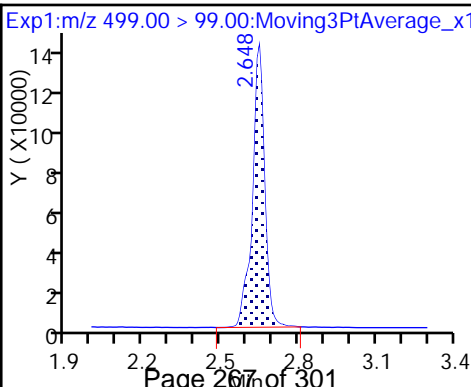
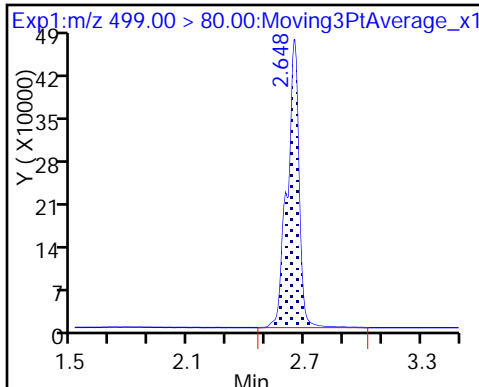
* 7 13C4 PFOS



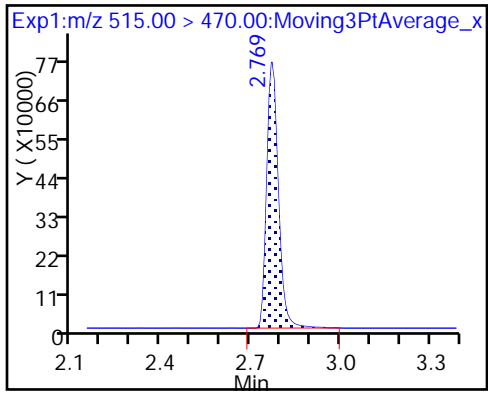
8 Perfluorooctane sulfonic acid

8 Perfluorooctane sulfonic acid

9 Perfluorononanoic acid



\$ 10 13C2 PFDA



TestAmerica Sacramento
Recovery Report

Data File: \\ChromNa\Sacramento\ChromData\A8_N\20170615-44305.b\2017.06.14_537B_027.d
 Lims ID: 320-28973-A-1-C LMSD
 Client ID:
 Sample Type: LMSD
 Inject. Date: 14-Jun-2017 22:58:22 ALS Bottle#: 21 Worklist Smp#: 7
 Injection Vol: 2.0 ul Dil. Factor: 1.0000
 Sample Info: 320-28973-a-1-c lmsd
 Misc. Info.: Plate: 1 Rack: 2
 Operator ID: SACINSTLCMS01 Instrument ID: A8_N
 Method: \\ChromNa\Sacramento\ChromData\A8_N\20170615-44305.b\537_A8_N.m
 Limit Group: LC 537 ICAL
 Last Update: 15-Jun-2017 15:10:47 Calib Date: 14-Jun-2017 20:37:33
 Integrator: Picker
 Quant Method: Internal Standard Quant By: Initial Calibration
 Last ICal File: \\ChromNA\Sacramento\ChromData\A8_N\20170615-44302.b\2017.06.14537iCAL_009.d
 Column 1 : Det: EXP1
 Process Host: XAWRK006

First Level Reviewer: barnettj Date: 15-Jun-2017 15:02:57

Compound	Amount Added	Amount Recovered	% Rec.
\$ 2 13C2 PFHxA	10.0	9.01	90.09
\$ 10 13C2 PFDA	10.0	8.97	89.67

LCMS ANALYSIS RUN LOG

Lab Name: TestAmerica Sacramento Job No.: 320-28973-1

SDG No.: _____

Instrument ID: A8_N Start Date: 06/14/2017 20:15

Analysis Batch Number: 169402 End Date: 06/14/2017 20:55

LAB SAMPLE ID	CLIENT SAMPLE ID	DATE ANALYZED	DILUTION FACTOR	LAB FILE ID	COLUMN ID
IC 320-169402/4		06/14/2017 20:15	1	2017.06.14537iC AL_004.d	GeminiC18 3x100 3(mm)
IC 320-169402/5		06/14/2017 20:19	1	2017.06.14537iC AL_005.d	GeminiC18 3x100 3(mm)
IC 320-169402/6		06/14/2017 20:24	1	2017.06.14537iC AL_006.d	GeminiC18 3x100 3(mm)
IC 320-169402/7 ICISAV		06/14/2017 20:28	1	2017.06.14537iC AL_007.d	GeminiC18 3x100 3(mm)
IC 320-169402/8		06/14/2017 20:33	1	2017.06.14537iC AL_008.d	GeminiC18 3x100 3(mm)
IC 320-169402/9		06/14/2017 20:37	1	2017.06.14537iC AL_009.d	GeminiC18 3x100 3(mm)
ZZZZZ		06/14/2017 20:41	1		GeminiC18 3x100 3(mm)
CCVL 320-169402/11		06/14/2017 20:46	1	2017.06.14537iC AL_011.d	GeminiC18 3x100 3(mm)
ZZZZZ		06/14/2017 20:50	1		GeminiC18 3x100 3(mm)
ICV 320-169402/13		06/14/2017 20:55	1	2017.06.14537iC AL_013.d	GeminiC18 3x100 3(mm)

LCMS ANALYSIS RUN LOG

Lab Name: TestAmerica Sacramento Job No.: 320-28973-1

SDG No.: _____

Instrument ID: A8_N Start Date: 06/14/2017 22:31

Analysis Batch Number: 169413 End Date: 06/14/2017 23:24

LAB SAMPLE ID	CLIENT SAMPLE ID	DATE ANALYZED	DILUTION FACTOR	LAB FILE ID	COLUMN ID
CCV 320-169413/1 CCVIS		06/14/2017 22:31	1	2017.06.14_537B 021.d	GeminiC18 3x100 3(mm)
ZZZZZ		06/14/2017 22:36	1		GeminiC18 3x100 3(mm)
MB 320-168959/1-A		06/14/2017 22:40	1	2017.06.14_537B 023.d	GeminiC18 3x100 3(mm)
LLCS 320-168959/2-A		06/14/2017 22:45	1	2017.06.14_537B 024.d	GeminiC18 3x100 3(mm)
320-28973-1		06/14/2017 22:49	1	2017.06.14_537B 025.d	GeminiC18 3x100 3(mm)
320-28973-1 LMS		06/14/2017 22:53	1	2017.06.14_537B 026.d	GeminiC18 3x100 3(mm)
320-28973-1 LMSD		06/14/2017 22:58	1	2017.06.14_537B 027.d	GeminiC18 3x100 3(mm)
320-28973-2		06/14/2017 23:02	1	2017.06.14_537B 028.d	GeminiC18 3x100 3(mm)
320-28973-3		06/14/2017 23:07	1	2017.06.14_537B 029.d	GeminiC18 3x100 3(mm)
320-28973-4		06/14/2017 23:11	1	2017.06.14_537B 030.d	GeminiC18 3x100 3(mm)
ZZZZZ		06/14/2017 23:16	1		GeminiC18 3x100 3(mm)
320-28973-6		06/14/2017 23:20	1	2017.06.14_537B 032.d	GeminiC18 3x100 3(mm)
CCV 320-169413/13 CCVIS		06/14/2017 23:24	1	2017.06.14_537B 033.d	GeminiC18 3x100 3(mm)

LCMS ANALYSIS RUN LOG

Lab Name: TestAmerica Sacramento Job No.: 320-28973-1

SDG No.: _____

Instrument ID: A8_N Start Date: 06/14/2017 23:24

Analysis Batch Number: 169414 End Date: 06/15/2017 00:17

LAB SAMPLE ID	CLIENT SAMPLE ID	DATE ANALYZED	DILUTION FACTOR	LAB FILE ID	COLUMN ID
CCV 320-169414/13 CCVIS		06/14/2017 23:24	1	2017.06.14_537B 033.d	GeminiC18 3x100 3(mm)
ZZZZZ		06/14/2017 23:29	1		GeminiC18 3x100 3(mm)
320-28973-7		06/14/2017 23:33	1	2017.06.14_537B 035.d	GeminiC18 3x100 3(mm)
320-28973-8		06/14/2017 23:38	1	2017.06.14_537B 036.d	GeminiC18 3x100 3(mm)
320-28973-9		06/14/2017 23:42	1	2017.06.14_537B 037.d	GeminiC18 3x100 3(mm)
320-28973-10		06/14/2017 23:46	1	2017.06.14_537B 038.d	GeminiC18 3x100 3(mm)
320-28973-11		06/14/2017 23:51	1	2017.06.14_537B 039.d	GeminiC18 3x100 3(mm)
ZZZZZ		06/14/2017 23:55	1		GeminiC18 3x100 3(mm)
ZZZZZ		06/14/2017 23:59	1		GeminiC18 3x100 3(mm)
ZZZZZ		06/15/2017 00:04	1		GeminiC18 3x100 3(mm)
ZZZZZ		06/15/2017 00:08	1		GeminiC18 3x100 3(mm)
ZZZZZ		06/15/2017 00:13	1		GeminiC18 3x100 3(mm)
CCV 320-169414/25 CCVIS		06/15/2017 00:17	1	2017.06.14_537B 045.d	GeminiC18 3x100 3(mm)

LCMS ANALYSIS RUN LOG

Lab Name: TestAmerica Sacramento Job No.: 320-28973-1

SDG No.: _____

Instrument ID: A8_N Start Date: 06/19/2017 17:40

Analysis Batch Number: 169955 End Date: 06/19/2017 18:23

LAB SAMPLE ID	CLIENT SAMPLE ID	DATE ANALYZED	DILUTION FACTOR	LAB FILE ID	COLUMN ID
IC 320-169955/4		06/19/2017 17:40	1	2017.06.19_537A ICAL 004.d	GeminiC18 3x100 3(mm)
IC 320-169955/5		06/19/2017 17:45	1	2017.06.19_537A ICAL 005.d	GeminiC18 3x100 3(mm)
IC 320-169955/6		06/19/2017 17:50	1	2017.06.19_537A ICAL 006.d	GeminiC18 3x100 3(mm)
IC 320-169955/7 ICISAV		06/19/2017 17:55	1	2017.06.19_537A ICAL 007.d	GeminiC18 3x100 3(mm)
IC 320-169955/8		06/19/2017 17:59	1	2017.06.19_537A ICAL 008.d	GeminiC18 3x100 3(mm)
IC 320-169955/9		06/19/2017 18:04	1	2017.06.19_537A ICAL 009.d	GeminiC18 3x100 3(mm)
ZZZZZ		06/19/2017 18:09	1		GeminiC18 3x100 3(mm)
CCVL 320-169955/11		06/19/2017 18:14	1	2017.06.19_537A ICAL 011.d	GeminiC18 3x100 3(mm)
ICV 320-169955/13		06/19/2017 18:23	1	2017.06.19_537A ICAL 013.d	GeminiC18 3x100 3(mm)

LCMS ANALYSIS RUN LOG

Lab Name: TestAmerica Sacramento Job No.: 320-28973-1

SDG No.: _____

Instrument ID: A8_N Start Date: 06/19/2017 18:33

Analysis Batch Number: 169962 End Date: 06/19/2017 19:30

LAB SAMPLE ID	CLIENT SAMPLE ID	DATE ANALYZED	DILUTION FACTOR	LAB FILE ID	COLUMN ID
CCV 320-169962/1 CCVL		06/19/2017 18:33	1	2017.06.19_537B 001.d	GeminiC18 3x100 3(mm)
ZZZZZ		06/19/2017 18:37	1		GeminiC18 3x100 3(mm)
320-28973-5		06/19/2017 18:42	1	2017.06.19_537B 003.d	GeminiC18 3x100 3(mm)
ZZZZZ		06/19/2017 18:47	1		GeminiC18 3x100 3(mm)
ZZZZZ		06/19/2017 18:52	1		GeminiC18 3x100 3(mm)
CCV 320-169962/13 CCVIS		06/19/2017 19:30	1	2017.06.19_537B 013.d	GeminiC18 3x100 3(mm)

LCMS BATCH WORKSHEET

Lab Name: TestAmerica Sacramento Job No.: 320-28973-1

SDG No.: _____

Batch Number: 168959 Batch Start Date: 06/13/17 08:47 Batch Analyst: Sharifi, Nooshin

Batch Method: 537 Batch End Date: 06/13/17 21:35

Lab Sample ID	Client Sample ID	Method Chain	Basis	GrossWeight	TareWeight	InitialAmount	FinalAmount	ReceivedpH	LC537-IS 00041
MB 320-168959/1		537, 537				250 mL	1.0 mL	7 SU	100 uL
LLCS 320-168959/2		537, 537				250 mL	1.0 mL	7 SU	100 uL
320-28973-A-1	WI-AF-1RW50-0617	537, 537	T	279.35 g	28.12 g	251.2 mL	1.0 mL	7 SU	100 uL
320-28973-A-1	WI-AF-1RW50-0617	537, 537	T	290.31 g	29.25 g	261.1 mL	1.0 mL	7 SU	100 uL
LMS 320-28973-A-1	WI-AF-1RW50-0617	537, 537	T	284.91 g	28.59 g	256.3 mL	1.0 mL	7 SU	100 uL
LMSD 320-28973-A-2	WI-AF-1FB50-0617	537, 537	T	294.31 g	27.09 g	267.2 mL	1.0 mL	7 SU	100 uL
320-28973-A-3	WI-AF-1RW51-0617	537, 537	T	291.63 g	27.58 g	264.1 mL	1.0 mL	7 SU	100 uL
320-28973-A-4	WI-AF-1FB51-0617	537, 537	T	290.92 g	26.98 g	263.9 mL	1.0 mL	7 SU	100 uL
320-28973-A-5	WI-AF-1RW52-0617	537, 537	T	287.92 g	28.64 g	259.3 mL	1.0 mL	7 SU	100 uL
320-28973-A-6	WI-AF-1RW52P-0617	537, 537	T	293.29 g	28.10 g	265.2 mL	1.0 mL	7 SU	100 uL
320-28973-A-7	WI-AF-1FB52-0617	537, 537	T	285.25 g	27.10 g	258.2 mL	1.0 mL	7 SU	100 uL
320-28973-A-8	WI-AF-1RW53-0617	537, 537	T	280.60 g	26.85 g	253.8 mL	1.0 mL	7 SU	100 uL
320-28973-A-9	WI-AF-1FB53-0617	537, 537	T	290.97 g	27.53 g	263.4 mL	1.0 mL	7 SU	100 uL
320-28973-A-10	WI-AF-1RW54-0617	537, 537	T	292.61 g	28.03 g	264.6 mL	1.0 mL	7 SU	100 uL
320-28973-A-11	WI-AF-1FB54-0617	537, 537	T	293.89 g	26.76 g	267.1 mL	1.0 mL	7 SU	100 uL

Lab Sample ID	Client Sample ID	Method Chain	Basis	LC537-LSP 00020	LC537-SU 00038	AnalysisComment			
MB 320-168959/1		537, 537			100 uL	CH ND			
LLCS 320-168959/2		537, 537		100 uL	100 uL	CH ND			
320-28973-A-1	WI-AF-1RW50-0617	537, 537	T		100 uL	CH ND			
320-28973-A-1	WI-AF-1RW50-0617	537, 537	T	100 uL	100 uL	CH ND			
LMS 320-28973-A-1	WI-AF-1RW50-0617	537, 537	T	100 uL	100 uL	CH ND			
LMSD 320-28973-A-2	WI-AF-1FB50-0617	537, 537	T		100 uL	CH ND			
320-28973-A-3	WI-AF-1RW51-0617	537, 537	T		100 uL	CH ND			
320-28973-A-4	WI-AF-1FB51-0617	537, 537	T		100 uL	CH ND			
320-28973-A-5	WI-AF-1RW52-0617	537, 537	T		100 uL	CH ND			
320-28973-A-6	WI-AF-1RW52P-0617	537, 537	T		100 uL	CH ND			

The pound sign (#) in the amount added field denotes that the reagent was used undiluted. All calculations are performed using the stated concentration for this reagent.

LCMS BATCH WORKSHEET

Lab Name: TestAmerica Sacramento Job No.: 320-28973-1

SDG No.: _____

Batch Number: 168959 Batch Start Date: 06/13/17 08:47 Batch Analyst: Sharifi, Nooshin

Batch Method: 537 Batch End Date: 06/13/17 21:35

Lab Sample ID	Client Sample ID	Method Chain	Basis	LC537-LSP 00020	LC537-SU 00038	AnalysisComment			
320-28973-A-7	WI-AF-1FB52-0617	537, 537	T		100 uL	CH ND			
320-28973-A-8	WI-AF-1RW53-0617	537, 537	T		100 uL	CH ND			
320-28973-A-9	WI-AF-1FB53-0617	537, 537	T		100 uL	CH ND			
320-28973-A-10	WI-AF-1RW54-0617	537, 537	T		100 uL	CH ND			
320-28973-A-11	WI-AF-1FB54-0617	537, 537	T		100 uL	CH ND			

Batch Notes	
Batch Comment	IS: 924420
Manifold ID	4, 1
Methanol ID	944982
Pipette ID	M16387D
Analyst ID - IS Reagent Drop	JER
Analyst ID - IS Reagent Drop Witness	TN
Analyst ID - SU Reagent Drop	NSH
Analyst ID - SU Reagent Drop Witness	HJA
Analyst ID - TA Reagent Drop	NSH
Analyst ID - TA Reagent Drop Witness	HJA
SPE Cartridge ID	6346595-04
Trizma ID	SLBR4303V
Reagent Water ID	6-9-17

Basis	Basis Description
T	Total/NA

The pound sign (#) in the amount added field denotes that the reagent was used undiluted. All calculations are performed using the stated concentration for this reagent.

A8

Job No: 28973 Instrument ID & Date: 6-14-17 ICAL Batch: 169402, 169955
 Extraction Batch: 168959 Worklist #: 44305, 44449 TALS Batch: 169413, 169414, 169962

Review Items	--- Level 1 ---			Level 2
	Yes	No	N/A	
Initial Calibration				
1. Is ICAL verified and locked in Chrom & TALS?	✓			✓
2. Is ICV properly linked in TALS?	✓			✓
Continuing Calibration				
1. Low-range CCV injected at start of analytical run? CCV injected after every 10 samples and at the end of the analytical run and alternated between Low-range, Mid-range and High-range?	✓			✓
2. If sequence was not after an ICAL was a low and mid range CCV injected at the start of the analytical run?	✓			✓
3. Native compounds and surrogates in control? Low-range within ±50% of true value Mid and High-range within ±30% of true value	✓			✓
4. Internal Standard areas in control? Areas ≥ 50% of average area of the ICAL and 70-140% of the most recent CCV.	✓			✓
Client Samples & QC Sample Results				
1. Were preparation and analysis done within holding times?	✓			✓
2. Are Chromatograms reviewed and spectra verified?	✓			✓
3. Are positive results within calibration range?	✓			✓
4. Dilutions due to target cpds? _____ Dilutions due to non-targets? _____			✓	
5. All target compounds in MB < 1/3 RL? (Requires NCM if "no.")	✓			✓
6. Are target constituents in LCS/LCSD within method control limits?	✓			✓
7. Internal Standard areas in control for all samples and QC reported? ±50% from the average area of the ICAL and 70-140% of the most recent CCV	✓			✓
8. Do results (e.g., dilutions/trip blanks) make sense?	✓			✓
9. Are MS/MSD recoveries and RPDs within method control limits?	✓			✓
10. Are all QC samples properly linked in TALS?	✓			✓
11. All manual integrations appropriate and completely documented?	✓			✓
12. Are nonconformances documented as NCMs?			✓	
13. Are all Chrom graphics uploaded?	✓			✓

1st Level Reviewer / Date: JRB 6-20-17 2nd Level Reviewer / Date: Murray 6/20/2017

NCM # and Comments: _____

A8

Instrument ID & Date: 6-14-17 Worklist#: 44302

ICAL Batch: 169402, 169403 Calibration ID number: 31718, 31719

Review Items	Level 1			Level 2
	Yes	No	N/A	
Initial Calibration				
1. Mass calibration, as needed, verified by full scan of PFC stock standard. All PFC ions used for quantitation are within 0.3 m/z of true mass?	✓			✓
2. Responses increase with increasing concentration?	✓			✓
3. Fit used (circle): <u>(Average)</u> Linear (1/x ²)Linear Quadratic (6 points minimum)				
4. Meets fit criteria? Intercept ≤ 1/2 RL RSD ≤ 30% for Average R ² ≥ 0.990 for Linear R ² ≥ 0.990 for Quadratic NOTE: "Force through Zero" must be used and weighted if needed	✓			✓
5. If quadratic fit used the curve does not "bend over".			✓	
6. Feed calibration points into the calculated curve. Are points ≤MRL within ±50% of true value? Are points >MRL within ±30% of true value?	✓			✓
7. Any carryover from the high calibration point must be < 1/3 RL	✓			✓
8. Asymmetry check meets criteria for the first two eluting peaks?.(0.8 - 1.5).	✓			✓
9. Is the asymmetry check scanned and linked in TALS to the calibration point?	✓			✓
10. Is ICV (2 nd source) ± 30% of true value?	✓			✓
11. Is ICV (2 nd source) internal standards ±50% of average area of the ICAL?	✓			✓
12. ICal locked in Chrom and uploaded to TALS?	✓			✓
13. ICal locked in TALS and scanned?				

1st Level Reviewer / Date: JRB 6-15-17 2nd Level Reviewer / Date: GBW 6-16-17

NCM # and Comments: _____

A8

Instrument ID & Date: 6-19-17 Worklist#: 44448

ICAL Batch: 169955, 169956 Calibration ID number: 31800, 31801

Review Items	--- Level 1 ---			Level 2
	Yes	No	N/A	
Initial Calibration				
1. Mass calibration, as needed, verified by full scan of PFC stock standard. All PFC ions used for quantitation are within 0.3 m/z of true mass?	✓			✓
2. Responses increase with increasing concentration?	✓			✓
3. Fit used (circle): <u>Average</u> Linear (1/x ²) Linear Quadratic (6 points minimum)				
4. Meets fit criteria? Intercept ≤ 1/2 RL RSD ≤ 30% for Average R ² ≥ 0.990 for Linear R ² ≥ 0.990 for Quadratic NOTE: "Force through Zero" must be used and weighted if needed	✓			✓
5. If quadratic fit used the curve does not "bend over".			✓	
6. Feed calibration points into the calculated curve. Are points ≤MRL within ±50% of true value? Are points >MRL within ±30% of true value?	✓			✓
7. Any carryover from the high calibration point must be < 1/3 RL	✓			✓
8. Asymmetry check meets criteria for the first two eluting peaks? (0.8 - 1.5).	✓			✓
9. Is the asymmetry check scanned and linked in TALS to the calibration point?	✓			✓
10. Is ICV (2 nd source) ± 30% of true value?	✓			✓
11. Is ICV (2 nd source) internal standards ±50% of average area of the ICAL?	✓			✓
12. ICAL locked in Chrom and uploaded to TALS?	✓			✓
13. ICAL locked in TALS and scanned?				✓

1st Level Reviewer / Date: JRB 6-20-17 2nd Level Reviewer / Date: Murray 6/20/2017

NCM # and Comments: _____

TestAmerica Laboratories
Worklist QC Batch Report

Worklist Name: 14JUN2017_537B Worklist Number: 44305
 Instrument Name: A8_N Chrom Method: 537_A8_N
 Data Directory: \\ChromNa\Sacramento\ChromData\A8_N\20170615-44305.b
 QC Batching: Enabled Limit Group Batching: Enabled

QC Batch: 1	LC 537 ICAL Raw Batch: 169413
# 1 CCV L5	# 1 CCV L5
# 2 RB	# 2 RB
# 3 MB 320-168959/1-A	# 3 MB 320-168959/1-A
# 4 LLCS 320-168959/2-A	# 4 LLCS 320-168959/2-A
# 5 320-28973-A-1-A	# 5 320-28973-A-1-A
# 6 320-28973-A-1-B LMS	# 6 320-28973-A-1-B LMS
# 7 320-28973-A-1-C LMSD	# 7 320-28973-A-1-C LMSD
# 8 320-28973-A-2-A	# 8 320-28973-A-2-A
# 9 320-28973-A-3-A	# 9 320-28973-A-3-A
#10 320-28973-A-4-A	#10 320-28973-A-4-A
#11 320-28973-A-5-A	#11 320-28973-A-5-A
#12 320-28973-A-6-A	#12 320-28973-A-6-A
#13 CCV L3	#13 CCV L3

QC Batch: 2	LC 537 ICAL Raw Batch: 169414
#13 CCV L3	#13 CCV L3
#14 RB	#14 RB
#15 320-28973-A-7-A	#15 320-28973-A-7-A
#16 320-28973-A-8-A	#16 320-28973-A-8-A
#17 320-28973-A-9-A	#17 320-28973-A-9-A
#18 320-28973-A-10-A	#18 320-28973-A-10-A
#19 320-28973-A-11-A	#19 320-28973-A-11-A
#20 320-28995-A-1-A	#20 320-28995-A-1-A
#21 320-28995-A-2-A	#21 320-28995-A-2-A
#22 320-28994-A-1-A	#22 320-28994-A-1-A
#23 320-28994-A-1-B LMS	#23 320-28994-A-1-B LMS
#24 320-28994-A-1-C LMSD	#24 320-28994-A-1-C LMSD
#25 CCV L5	#25 CCV L5

QC Batch: 3	LC 537 ICAL Raw Batch: 169415
#25 CCV L5	#25 CCV L5
#26 RB	#26 RB
#27 320-28994-A-2-A	#27 320-28994-A-2-A
#28 CCV L3	#28 CCV L3
#29 RB	#29 RB

TestAmerica Laboratories
Worklist QC Batch Report

Worklist Name: 19JUN2017_537A
Instrument Name: A8_N
Data Directory: \\ChromNa\Sacramento\ChromData\A8_N\20170620-44449.b
QC Batching: Enabled

Worklist Number: 44449
Chrom Method: 537_A8_N
Limit Group Batching: Enabled

QC Batch: 1	LC 537 ICAL Raw Batch: 169962	LC 537 CS ICAL Raw Batch: 169963
# 1 CCV L5	# 1 CCV L5	# 1 CCV L5
# 2 RB	# 2 RB	# 2 RB
# 3 320-28973-A-5-A	# 3 320-28973-A-5-A ✓	# 3 320-28973-A-5-A
# 4 MB 320-169193/1-A	# 4 MB 320-169193/1-A	# 4 MB 320-169193/1-A
# 5 LCS 320-169193/2-A	# 5 LCS 320-169193/2-A	# 5 LCS 320-169193/2-A
# 6 320-29024-A-1-A		# 6 320-29024-A-1-A
# 7 320-29024-A-2-A		# 7 320-29024-A-2-A
# 8 320-29024-A-3-A		# 8 320-29024-A-3-A
# 9 320-29024-A-4-A		# 9 320-29024-A-4-A
#10 320-29024-A-4-B MS		#10 320-29024-A-4-B MS
#11 320-29024-A-4-C MSD		#11 320-29024-A-4-C MSD
#12 320-29024-A-5-A		#12 320-29024-A-5-A
#13 CCV L3	#13 CCV L3	#13 CCV L3

QC Batch: 2	LC 537 ICAL Raw Batch: 169964	LC 537 CS ICAL Raw Batch: 169965
#13 CCV L3	#13 CCV L3	#13 CCV L3
#14 RB	#14 RB	#14 RB
#15 320-29024-A-6-A		#15 320-29024-A-6-A
#16 320-29024-A-7-A		#16 320-29024-A-7-A
#17 320-28708-A-1-A	#17 320-28708-A-1-A	
#18 320-28708-A-2-A	#18 320-28708-A-2-A	
#19 320-28708-A-3-A	#19 320-28708-A-3-A	
#20 320-28708-A-3-B MS	#20 320-28708-A-3-B MS	
#21 320-28708-A-3-C MSD	#21 320-28708-A-3-C MSD	
#22 320-28708-A-4-A	#22 320-28708-A-4-A	
#23 320-28708-A-5-A	#23 320-28708-A-5-A	
#24 320-28708-A-6-A	#24 320-28708-A-6-A	
#25 CCV L5	#25 CCV L5	#25 CCV L5

QC Batch: 3	LC 537 ICAL Raw Batch: 169966	LC 537 CS ICAL Raw Batch: 169967
#25 CCV L5	#25 CCV L5	#25 CCV L5
#26 RB	#26 RB	#26 RB
#27 320-28708-A-7-A	#27 320-28708-A-7-A	
#28 320-28708-A-8-A	#28 320-28708-A-8-A	
#29 MB 320-169392/1-A	#29 MB 320-169392/1-A	
#30 LCS 320-169392/2-A	#30 LCS 320-169392/2-A	
#31 LCSD 320-169392/3-A	#31 LCSD 320-169392/3-A	
#32 320-28765-A-1-A	#32 320-28765-A-1-A	
#33 320-28765-A-2-A	#33 320-28765-A-2-A	
#34 320-28765-A-3-A	#34 320-28765-A-3-A	
#35 320-28765-A-4-A	#35 320-28765-A-4-A	
#36 320-28765-A-5-A	#36 320-28765-A-5-A	
#37 CCV L3	#37 CCV L3	

QC Batch: 4	LC 537 ICAL Raw Batch: 169968
#37 CCV L3	#37 CCV L3
#38 RB	#38 RB

QC Batch: 4	LC 537 ICAL Raw Batch: 169968
#39 320-28765-A-6-A	#39 320-28765-A-6-A
#40 320-28765-A-7-A	#40 320-28765-A-7-A
#41 320-28765-A-8-A	#41 320-28765-A-8-A
#42 320-28765-A-9-A	#42 320-28765-A-9-A
#43 320-28765-A-10-A	#43 320-28765-A-10-A
#44 320-28765-A-11-A	#44 320-28765-A-11-A
#45 CCV L5	#45 CCV L5

QC Batch: 5	LC 537 ICAL Raw Batch: 169969
#45 CCV L5	#45 CCV L5
#46 RB	#46 RB
#47 MB 320-169578/1-A	#47 MB 320-169578/1-A
#48 LLCS 320-169578/2-A	#48 LLCS 320-169578/2-A
#49 LLCSD 320-169578/3-A	#49 LLCSD 320-169578/3-A
#50 320-28985-A-11-A	#50 320-28985-A-11-A
#51 320-28985-A-11-C LMS	#51 320-28985-A-11-C LMS
#52 320-28985-A-12-A	#52 320-28985-A-12-A
#53 320-28985-A-21-A	#53 320-28985-A-21-A
#54 320-28985-A-22-A	#54 320-28985-A-22-A
#55 320-28985-A-24-A	#55 320-28985-A-24-A
#56 320-28985-A-25-A	#56 320-28985-A-25-A
#57 CCV L3	#57 CCV L3
#58 RB	#58 RB

12

Aqueous Extraction Analysis Sheet

(To Accompany Samples to Instruments)

AG 6/14/17

Batch Number: 320-168959











Analyst: Sharifi, Nooshin

Batch Open: 6/13/2017 8:47:00AM

Method Code: 320-537_Prep-320

Batch End: 06/18/17 24:35

Extraction of Perfluorinated Alkyl Acids

Input Sample Lab ID (Analytical Method)	SDG (Job #)	GrossWt TareWt	InitAmt FinAmt	PHs		Due Date	Analytical TAT	Div Rank	Comments	Output Sample Lab ID
				Rcvd	Adj1					
1 MIB-320-168959/1 N/A	N/A		250 mL 1.0 mL	7		N/A	N/A	N/A	CH ND	
2 LLCS-320-168959/2 N/A	N/A		250 mL 1.0 mL	7		N/A	N/A	N/A	CH ND	
3 320-28973-A-1 (537_DOD5)	N/A (320-28973-1)	279.35 g 28.12 g	251.2 mL 1.0 mL	7		6/13/17	5_Days	4	CH ND	
320-28973-A-1-LMS (537_DOD5)	N/A (320-28973-1)	290.31 g 29.25 g	261.1 mL 1.0 mL	7		6/13/17	5_Days	4	CH ND	
320-28973-A-1-LMSD (537_DOD5)	N/A (320-28973-1)	284.91 g 28.59 g	256.3 mL 1.0 mL	7		6/13/17	5_Days	4	CH ND	
320-28973-A-2 (537_DOD5)	N/A (320-28973-1)	294.31 g 27.09 g	267.2 mL 1.0 mL	7		6/13/17	5_Days	4	CH ND	
320-28973-A-3 (537_DOD5)	N/A (320-28973-1)	291.63 g 27.58 g	264.1 mL 1.0 mL	7		6/13/17	5_Days	4	CH ND	
320-28973-A-4 (537_DOD5)	N/A (320-28973-1)	290.92 g 26.98 g	263.9 mL 1.0 mL	7		6/13/17	5_Days	4	CH ND	
320-28973-A-5 (537_DOD5)	N/A (320-28973-1)	287.92 g 28.64 g	259.3 mL 1.0 mL	7		6/13/17	5_Days	4	CH ND	
320-28973-A-6 (537_DOD5)	N/A (320-28973-1)	293.29 g 28.10 g	265.2 mL 1.0 mL	7		6/13/17	5_Days	4	CH ND	

RI

Aqueous Extraction Analysis Sheet

(To Accompany Samples to Instruments)

Batch Number: 320-168959

Analyst: Sharifi, Nooshin

Batch Open: 6/13/2017 8:47:00AM

Method Code: 320-537_Prep-320

Batch End:

Line	Sample ID	Weight (g)	Volume (mL)	Replicates	Date	Days	CH ND	Barcode
11	320-28973-A-7 (537_DOD5)	285.25 g 27.10 g	258.2 mL 1.0 mL	7	6/13/17	5_Days	4	320-28973-A-7-A
12	320-28973-A-8 (537_DOD5)	280.60 g 26.85 g	253.8 mL 1.0 mL	7	6/13/17	5_Days	4	320-28973-A-8-A
13	320-28973-A-9 (537_DOD5)	290.97 g 27.53 g	263.4 mL 1.0 mL	7	6/13/17	5_Days	4	320-28973-A-9-A
14	320-28973-A-10 (537_DOD5)	292.61 g 28.03 g	264.6 mL 1.0 mL	7	6/13/17	5_Days	4	320-28973-A-10-A
15	320-28973-A-11 (537_DOD5)	293.89 g 26.76 g	267.1 mL 1.0 mL	7	6/13/17	5_Days	4	320-28973-A-11-A
16	320-28995-A-1 (537_DOD5)	291.94 g 27.77 g	264.2 mL 1.0 mL	7	6/16/17	5_Days	4	320-28995-A-1-A
17	320-28995-A-2 (537_DOD5)	291.38 g 26.92 g	264.5 mL 1.0 mL	7	6/16/17	5_Days	4	320-28995-A-2-A
18	320-28994-A-1 (537_DOD5)	293.42 g 27.92 g	265.5 mL 1.0 mL	7	6/16/17	5_Days	4	320-28994-A-1-A
19	320-28994-A-1-LMS (537_DOD5)	290.49 g 28.38 g	262.1 mL 1.0 mL	7	6/16/17	5_Days	4	320-28994-A-1-LMS-B
20	320-28994-A-1-LMSD (537_DOD5)	290.11 g 27.82 g	262.3 mL 1.0 mL	7	6/16/17	5_Days	4	320-28994-A-1-LMS-D
21	320-28994-A-2 (537_DOD5)	291.17 g 26.89 g	264.3 mL 1.0 mL	7	6/16/17	5_Days	4	320-28994-A-2-A

Aqueous Extraction Analysis Sheet

(To Accompany Samples to Instruments)

Analyst: Sharifi, Nooshin

Batch Open: 6/13/2017 8:47:00AM

Batch End:

Batch Number: 320-168959

Method Code: 320-537_Prep-320

Batch Notes

Manifold ID 4, 1

Trizma ID SLBR4303V

SPE Cartridge ID 6346595-04

Methanol ID 944982

Reagent Water ID 6-9-17

Pipette ID M16387D

Analyst ID - TA Reagent Drop NSH

Analyst ID - TA Reagent Drop Witness HJA

Analyst ID - SU Reagent Drop NSH

Analyst ID - SU Reagent Drop Witness HJA

Analyst ID - IS Reagent Drop

Analyst ID - IS Reagent Drop Witness

Batch Comment

JER
TY

IS: 924420

Comments

Aqueous Extraction Analysis Sheet

(To Accompany Samples to Instruments)

Analyst: Sharifi, Nooshin

Batch Open: 6/13/2017 8:47:00AM

Batch End:

Batch Number: 320-168959

Method Code: 320-537_Prep-320

Reagent Additions Worksheet

Lab ID	Reagent Code	Amount Added	Final Amount	By	Witness
MB 320-168959/1	LC537-SU_00038	100 uL	1.0 mL	NSH 6/13/17	HSA 6-13-17
LLCS 320-168959/2	LC537-LSP_00020	100 uL	1.0 mL		
LLCS 320-168959/2	LC537-SU_00038	100 uL	1.0 mL		
320-28973-A-1	LC537-SU_00038	100 uL	1.0 mL		
320-28973-A-1 LMS	LC537-LSP_00020	100 uL	1.0 mL		
320-28973-A-1 LMS	LC537-SU_00038	100 uL	1.0 mL		
320-28973-A-1 LMSD	LC537-LSP_00020	100 uL	1.0 mL		
320-28973-A-1 LMSD	LC537-SU_00038	100 uL	1.0 mL		
320-28973-A-2	LC537-SU_00038	100 uL	1.0 mL		
320-28973-A-3	LC537-SU_00038	100 uL	1.0 mL		
320-28973-A-4	LC537-SU_00038	100 uL	1.0 mL		
320-28973-A-5	LC537-SU_00038	100 uL	1.0 mL		
320-28973-A-6	LC537-SU_00038	100 uL	1.0 mL		
320-28973-A-7	LC537-SU_00038	100 uL	1.0 mL		
320-28973-A-8	LC537-SU_00038	100 uL	1.0 mL		
320-28973-A-9	LC537-SU_00038	100 uL	1.0 mL		
320-28973-A-10	LC537-SU_00038	100 uL	1.0 mL		
320-28973-A-11	LC537-SU_00038	100 uL	1.0 mL		

Preparation Batch Number(s): 168959 Test: 587
 Earliest Holding Time: 6/19/17

Sample List Tab		1 st Level Reviewer	2 nd Level Reviewer
Samples identified to the correct method		✓	✓
All necessary NCMs filed (including holding time)		N/A	N/A
Method/sample/login/QAS checked and correct		✓	✓
Worksheet Tab		1 st Level Reviewer	2 nd Level Reviewer
All samples properly preserved		✓	✓
Weights in anticipated range and not targeted		✓	✓
All additional test requirements performed, documented, and uploaded to TALS correctly (e.g. final amount, initial amount, turbidity, and CI Check)		✓	✓
The pH is transcribed correctly in TALS		✓	✓
All additional information transcribed into TALS is correct and raw data is attached		✓	✓
Comments are transcribed correctly in TALS		✓	✓
Reagents Tab		1 st Level Reviewer	2 nd Level Reviewer
All necessary reagents not expired and entered into TALS		✓	✓
All spike amounts correct and added to necessary samples and QC		✓	✓
Batch Information		1 st Level Reviewer	2 nd Level Reviewer
Date and time accurate and entered into TALS correctly		✓	✓
All necessary 'batch information' complete and entered into TALS correctly		✓	✓

1st Level Reviewer: TN
 2nd Level Reviewer: MM
 Comments: _____

Date: 06/13/17
 Date: 6/13/17

Job No: 28973, 28995 Instrument ID & Date: 6-14-17 ICAL Batch: 169402
 Extraction Batch: 168959 Worklist #: 44305 TALS Batch: 169413, 169414, 169415

Review Items	--- Level 1 ---			Level 2
	Yes	No	N/A	
Initial Calibration				
1. Is ICAL verified and locked in Chrom & TALS?	✓			✓
2. Is ICV properly linked in TALS?	✓			✓
Continuing Calibration				
1. Low-range CCV injected at start of analytical run? CCV injected after every 10 samples and at the end of the analytical run and alternated between Low-range, Mid-range and High-range?	✓			✓
2. If sequence was not after an ICAL was a low and mid range CCV injected at the start of the analytical run?			✓	
3. Native compounds and surrogates in control? Low-range within ±50% of true value Mid and High-range within ±30% of true value	✓			✓
4. Internal Standard areas in control? Areas ≥ 50% of average area of the ICAL and 70-140% of the most recent CCV.	✓			✓
Client Samples & QC Sample Results				
1. Were preparation and analysis done within holding times?	✓			✓
2. Are Chromatograms reviewed and spectra verified?	✓			✓
3. Are positive results within calibration range?	✓			✓
4. Dilutions due to target cpds? _____ Dilutions due to non-targets? _____			✓	
5. All target compounds in MB < 1/3 RL ? (Requires NCM if "no.")	✓			✓
6. Are target constituents in LCS/LCSD within method control limits?	✓			✓
7. Internal Standard areas in control for all samples and QC reported? ±50% from the average area of the ICAL and 70-140% of the most recent CCV	✓			✓
8. Do results (e.g., dilutions/trip blanks) make sense?	✓			✓
9. Are MS/MSD recoveries and RPDs within method control limits?	✓			✓
10. Are all QC samples properly linked in TALS?	✓			✓
11. All manual integrations appropriate and completely documented?	✓			✓
12. Are nonconformances documented as NCMs?			✓	
13. Are all Chrom graphics uploaded?	✓			✓

1st Level Reviewer / Date: JRB 6-15-17 2nd Level Reviewer / Date: Qu 6/19/17

NCM # and Comments: _____

A8

Instrument ID & Date: 6-14-17 Worklist#: 44302

ICAL Batch: 169402, 169403 Calibration ID number: 31718, 31719

Review Items	-- Level 1 --			Level 2
	Yes	No	N/A	
Initial Calibration				
1. Mass calibration, as needed, verified by full scan of PFC stock standard. All PFC ions used for quantitation are within 0.3 m/z of true mass?	✓			✓
2. Responses increase with increasing concentration?	✓			✓
3. Fit used (circle): <u>Average</u> Linear (1/x ²) Linear Quadratic (6 points minimum)				
4. Meets fit criteria? Intercept ≤ 1/2 RL RSD ≤ 30% for Average R ² ≥ 0.990 for Linear R ² ≥ 0.990 for Quadratic NOTE: "Force through Zero" must be used and weighted if needed	✓			✓
5. If quadratic fit used the curve does not "bend over".			✓	
6. Feed calibration points into the calculated curve. Are points ≤MRL within ±50% of true value? Are points >MRL within ±30% of true value?	✓			✓
7. Any carryover from the high calibration point must be ≤ 1/3 RL	✓			✓
8. Asymmetry check meets criteria for the first two eluting peaks? (0.8 - 1.5).	✓			✓
9. Is the asymmetry check scanned and linked in TALS to the calibration point?	✓			✓
10. Is ICV (2 nd source) ± 30% of true value?	✓			✓
11. Is ICV (2 nd source) internal standards ±50% of average area of the ICAL?	✓			✓
12. ICAL locked in Chrom and uploaded to TALS?	✓			✓
13. ICAL locked in TALS and scanned?				

1st Level Reviewer / Date: JRB 6-15-17

2nd Level Reviewer / Date: CBW 6-16-17

NCM # and Comments: _____

TestAmerica Laboratories
Worklist QC Batch Report

Worklist Name: 14JUN2017_537B Worklist Number: 44305
 Instrument Name: A8_N Chrom Method: 537_A8_N
 Data Directory: \\ChromNa\Sacramento\ChromData\A8_N\20170615-44305.b
 QC Batching: Enabled Limit Group Batching: Enabled

QC Batch: 1	LC 537 ICAL Raw Batch: 169413
# 1 CCV L5	# 1 CCV L5
# 2 RB	# 2 RB
# 3 MB 320-168959/1-A	# 3 MB 320-168959/1-A
# 4 LLCS 320-168959/2-A	# 4 LLCS 320-168959/2-A
# 5 320-28973-A-1-A	# 5 320-28973-A-1-A
# 6 320-28973-A-1-B LMS	# 6 320-28973-A-1-B LMS
# 7 320-28973-A-1-C LMSD	# 7 320-28973-A-1-C LMSD
# 8 320-28973-A-2-A	# 8 320-28973-A-2-A
# 9 320-28973-A-3-A	# 9 320-28973-A-3-A
#10 320-28973-A-4-A	#10 320-28973-A-4-A
#11 320-28973-A-5-A	#11 320-28973-A-5-A
#12 320-28973-A-6-A	#12 320-28973-A-6-A
#13 CCV L3	#13 CCV L3

QC Batch: 2	LC 537 ICAL Raw Batch: 169414
#13 CCV L3	#13 CCV L3
#14 RB	#14 RB
#15 320-28973-A-7-A	#15 320-28973-A-7-A
#16 320-28973-A-8-A	#16 320-28973-A-8-A
#17 320-28973-A-9-A	#17 320-28973-A-9-A
#18 320-28973-A-10-A	#18 320-28973-A-10-A
#19 320-28973-A-11-A	#19 320-28973-A-11-A
#20 320-28995-A-1-A	#20 320-28995-A-1-A
#21 320-28995-A-2-A	#21 320-28995-A-2-A
#22 320-28994-A-1-A	#22 320-28994-A-1-A
#23 320-28994-A-1-B LMS	#23 320-28994-A-1-B LMS
#24 320-28994-A-1-C LMSD	#24 320-28994-A-1-C LMSD
#25 CCV L5	#25 CCV L5

QC Batch: 3	LC 537 ICAL Raw Batch: 169415
#25 CCV L5	#25 CCV L5
#26 RB	#26 RB
#27 320-28994-A-2-A	#27 320-28994-A-2-A
#28 CCV L3	#28 CCV L3
#29 RB	#29 RB

Aqueous Extraction Analysis Sheet

(To Accompany Samples to Instruments)

Batch Number: 320-168959

Analyst: Sharifi, Nooshin

Batch Open: 6/13/2017 8:47:00AM

Method Code: 320-537_Prep-320

Batch End: 06/18/17 24:35

Extraction of Perfluorinated Alkyl Acids

Input Sample Lab ID (Analytical Method)	SDG (Job #)	GrossWt TareWt	InitAmt FinAmt	PHs		Due Date	Analytical TAT	Div Rank	Comments	Output Sample Lab ID
				Rcvd	Adj1 Adj2					
1 MB-320-168959/1 N/A	N/A		250 mL 1.0 mL	7		N/A	N/A	N/A	CH ND	MB 320-168959/1-A
2 LLCS-320-168959/2 N/A	N/A		250 mL 1.0 mL	7		N/A	N/A	N/A	CH ND	LLCS 320-168959/2-A
3 320-28973-A-1 (537_DOD5)	N/A (320-28973-1)	279.35 g 28.12 g	251.2 mL 1.0 mL	7		6/13/17	5_Days	4	CH ND	320-28973-A-1-A
4 320-28973-A-1-LMS (537_DOD5)	N/A (320-28973-1)	290.31 g 29.25 g	261.1 mL 1.0 mL	7		6/13/17	5_Days	4	CH ND	320-28973-A-1-B LMS
5 320-28973-A-1-LMSD (537_DOD5)	N/A (320-28973-1)	284.91 g 28.59 g	256.3 mL 1.0 mL	7		6/13/17	5_Days	4	CH ND	320-28973-A-1-C LMSD
6 320-28973-A-2 (537_DOD5)	N/A (320-28973-1)	294.31 g 27.09 g	267.2 mL 1.0 mL	7		6/13/17	5_Days	4	CH ND	320-28973-A-2-A
7 320-28973-A-3 (537_DOD5)	N/A (320-28973-1)	291.63 g 27.58 g	264.1 mL 1.0 mL	7		6/13/17	5_Days	4	CH ND	320-28973-A-3-A
8 320-28973-A-4 (537_DOD5)	N/A (320-28973-1)	290.92 g 26.98 g	263.9 mL 1.0 mL	7		6/13/17	5_Days	4	CH ND	320-28973-A-4-A
9 320-28973-A-5 (537_DOD5)	N/A (320-28973-1)	287.92 g 28.64 g	259.3 mL 1.0 mL	7		6/13/17	5_Days	4	CH ND	RI 320-28973-A-5-A
10 320-28973-A-6 (537_DOD5)	N/A (320-28973-1)	293.29 g 28.10 g	265.2 mL 1.0 mL	7		6/13/17	5_Days	4	CH ND	320-28973-A-6-A

12

Aqueous Extraction Analysis Sheet

(To Accompany Samples to Instruments)

Batch Number: 320-168959

Analyst: Sharifi, Nooshin

Batch Open: 6/13/2017 8:47:00AM

Method Code: 320-537_Prep-320

Batch End:

Line No.	Sample ID	Weight (g)	Volume (mL)	CH ND	5_Days	Date	7
11	320-28973-A-7 (537_DOD5)	285.25 g 27.10 g	258.2 mL 1.0 mL	CH ND	4	6/13/17	7
12	320-28973-A-8 (537_DOD5)	280.60 g 26.85 g	253.8 mL 1.0 mL	CH ND	4	6/13/17	7
13	320-28973-A-9 (537_DOD5)	290.97 g 27.53 g	263.4 mL 1.0 mL	CH ND	4	6/13/17	7
14	320-28973-A-10 (537_DOD5)	292.61 g 28.03 g	264.6 mL 1.0 mL	CH ND	4	6/13/17	7
15	320-28973-A-11 (537_DOD5)	293.89 g 26.76 g	267.1 mL 1.0 mL	CH ND	4	6/13/17	7
16	320-28995-A-1 (537_DOD5)	291.94 g 27.77 g	264.2 mL 1.0 mL	CH ND	4	6/16/17	7
17	320-28995-A-2 (537_DOD5)	291.38 g 26.92 g	264.5 mL 1.0 mL	CH ND	4	6/16/17	7
18	320-28994-A-1 (537_DOD5)	293.42 g 27.92 g	265.5 mL 1.0 mL	CH ND	4	6/16/17	7
19	320-28994-A-1-LMS (537_DOD5)	290.49 g 28.38 g	262.1 mL 1.0 mL	CH ND	4	6/16/17	7
20	320-28994-A-1-LMSD (537_DOD5)	290.11 g 27.82 g	262.3 mL 1.0 mL	CH ND	4	6/16/17	7
21	320-28994-A-2 (537_DOD5)	291.17 g 26.89 g	264.3 mL 1.0 mL	CH ND	4	6/16/17	7

Aqueous Extraction Analysis Sheet

(To Accompany Samples to Instruments)

Batch Number: 320-168959

Batch Open: 6/13/2017 8:47:00AM

Analyst: Sharif, Nooshin

Method Code: 320-537_Prep-320

Batch End:

Batch Notes	
Manifold ID 4, 1	
Trizma ID SLBR4303V	
SPE Cartridge ID 6346595-04	
Methanol ID 944982	
Reagent Water ID 6-9-17	
Pipette ID M16387D	
Analyst ID - TA Reagent Drop	NSH
Analyst ID - TA Reagent Drop	HJA
Witness	
Analyst ID - SU Reagent Drop	NSH
Analyst ID - SU Reagent Drop	HJA
Witness	
Analyst ID - IS Reagent Drop	JER
Witness	TH
Analyst ID - IS Reagent Drop	IS: 92 4420
Witness	
Batch Comment	

Comments

Aqueous Extraction Analysis Sheet

(To Accompany Samples to Instruments)

Batch Number: 320-168959

Analyst: Sharifi, Nooshin

Batch Open: 6/13/2017 8:47:00AM

Method Code: 320-537_Prep-320

Batch End:

Reagent Additions Worksheet

Lab ID	Reagent Code	Amount Added	Final Amount	By	Witness
MB 320-168959/1	LC537-SU_00038	100 uL	1.0 mL	NSH 6/13/17	HSA 6-13-17
LLCS 320-168959/2	LC537-LSP_00020	100 uL	1.0 mL		
LLCS 320-168959/2	LC537-SU_00038	100 uL	1.0 mL		
320-28973-A-1	LC537-SU_00038	100 uL	1.0 mL		
320-28973-A-1 LMS	LC537-LSP_00020	100 uL	1.0 mL		
320-28973-A-1 LMS	LC537-SU_00038	100 uL	1.0 mL		
320-28973-A-1 LMSD	LC537-LSP_00020	100 uL	1.0 mL		
320-28973-A-1 LMSD	LC537-SU_00038	100 uL	1.0 mL		
320-28973-A-2	LC537-SU_00038	100 uL	1.0 mL		
320-28973-A-3	LC537-SU_00038	100 uL	1.0 mL		
320-28973-A-4	LC537-SU_00038	100 uL	1.0 mL		
320-28973-A-5	LC537-SU_00038	100 uL	1.0 mL		
320-28973-A-6	LC537-SU_00038	100 uL	1.0 mL		
320-28973-A-7	LC537-SU_00038	100 uL	1.0 mL		
320-28973-A-8	LC537-SU_00038	100 uL	1.0 mL		
320-28973-A-9	LC537-SU_00038	100 uL	1.0 mL		
320-28973-A-10	LC537-SU_00038	100 uL	1.0 mL		
320-28973-A-11	LC537-SU_00038	100 uL	1.0 mL		

Preparation Batch Number(s): 168959 Test: 587
 Earliest Holding Time: 6/19/17

Sample List Tab		
	1 st Level Reviewer	2 nd Level Reviewer
Samples identified to the correct method	✓	✓
All necessary NCMs filed (including holding time)	NA	NA
Method/sample/login/QAS checked and correct	✓	✓
Worksheet Tab		
	1 st Level Reviewer	2 nd Level Reviewer
All samples properly preserved	✓	✓
Weights in anticipated range and not targeted	✓	✓
All additional test requirements performed, documented, and uploaded to TALS correctly (e.g. final amount, initial amount, turbidity, and CI Check)	✓	✓
The pH is transcribed correctly in TALS	✓	✓
All additional information transcribed into TALS is correct and raw data is attached	✓	✓
Comments are transcribed correctly in TALS	✓	✓
Reagents Tab		
	1 st Level Reviewer	2 nd Level Reviewer
All necessary reagents not expired and entered into TALS	✓	✓
All spike amounts correct and added to necessary samples and QC	✓	✓
Batch Information		
	1 st Level Reviewer	2 nd Level Reviewer
Date and time accurate and entered into TALS correctly	✓	✓
All necessary 'batch information' complete and entered into TALS correctly	✓	✓

1st Level Reviewer: TN

Date: 06/13/17

2nd Level Reviewer: WM

Date: 6/13/17

Comments: _____

Shipping and Receiving Documents

Regulatory Program: DOW NPDES RCRA Other:

Client Contact
Company Name: CH2M HILL/Tiffany Hill
Address: 1100 NE Circle Blvd Suite 300
City/State/Zip: Corvallis, OR 97330
Phone: 541-768-3109
Fax:
Project Name: Phase 3 DW Sampling for PECs
Site: WI-AF
PO# 1006-7-106050

Project Manager: Kacie Turpen
Tel/Fax: 757-671-6258
Analysis Turnaround Time
 CALENDAR DAYS WORKING DAYS
TAT if different from Below **7 days**
 2 weeks
 1 week
 2 days
 1 day

Site Contact: Kathryn Smith
Lab Contact: Laura Turpen
Date: 6/8/17
Carrier: FedEx
COC No: 1 of 2
of COCs

Sampler:
For Lab Use Only:
Walk-in Client:
Lab Sampling:
Job / SDG No.:

Sample Identification	Sample Date	Sample Time	Sample Type (C=Comp, G=Grab)	Matrix	# of Cont.	Filtered Sample (Y/N)	Perform MS/MSD (Y/N)	Sample Specific Notes:
WI-AF-1RW50-0617	6/5/17	10:09	G	DW	2	N	N	
WI-AF-1RW50-0617-MS	6/5/17	10:09	G	DW	2	N	Y	
WI-AF-1RW50-0617-SD	6/5/17	10:09	G	DW	2	N	Y	
WI-AF-1FB50-0617	6/5/17	10:10	G	DW	2	N	N	
WI-AF-1RW51-0617	6/5/17	12:01	G	DW	2	N	N	
WI-AF-1FB51-0617	6/5/17	12:02	G	DW	2	N	N	
WI-AF-1RW52-0617	6/6/17	11:45	G	DW	2	N	N	
WI-AF-1RW52P-0617	6/6/17	11:46	G	DW	2	N	N	
WI-AF-1FB52-0617	6/6/17	11:48	G	DW	2	N	N	
WI-AF-1RW53-0617	6/7/17	15:19	G	DW	2	N	N	
WI-AF-1FB53-0617	6/7/17	15:20	G	DW	2	N	N	
WI-AF-1RW54-0617	6/8/17	10:33	G	DW	2	N	N	



Sample Disposal (A fee may be assessed if samples are retained longer than 1 month)
 Return to Client Disposal by Lab Archive for _____ Months

Possible Hazard Identification:
 Are any samples from a listed EPA Hazardous Waste? Please List any EPA Waste Codes for the sample in the Comments Section if the lab is to dispose of the sample.
 Non-Hazard Flammable Skin Irritant Poison B Unknown

Custody Seal No.:	Company:	Date/Time:	Received by:	Company:	Received by:	Company:	Received in Laboratory by:	Company:	Date/Time:	Received in Laboratory by:	Company:
	CH2M HILL	6/8/17 1000	KATHY SMITH	TAMS							

Therm ID No: AK-1

Date/Time: 6/9/17 925

Company: TAMS

Received by: KATHY SMITH

Company: CH2M HILL

Relinquished by: Kathryn Smith

Regulatory Program: DW NPDES RCRA Other:

Client Contact Company Name: CH2M Hill/Tiffany Hill Address: 1100 NE Circle Blvd Suite 300 City/State/Zip: Corvallis, OR, 97330 Phone: 541-768-3109 Fax: Project Name: Phase 3 DW Sampling for PFGs Site: WI-AF PO #: 10006-3-106050		Project Manager: Kate Tappin Tel/Fax: 757-671-6258 Analysis Turnaround Time <input checked="" type="checkbox"/> CALENDAR DAYS <input type="checkbox"/> WORKING DAYS TAT if different from Below <input type="checkbox"/> 2 weeks <input type="checkbox"/> 1 week <input type="checkbox"/> 2 days <input type="checkbox"/> 1 day		Site Contact: Kathryn Smith Date: 6/8/17 Lab Contact: Lavinia Turpen Carrier: FedEx		COC No: Z of Z Sampler: For Lab Use Only: Walk-in Client: Lab Sampling: Job / SDG No.:			
Sample Identification WI-AF-1FB54-0617		Sample Date 6/8/17	Sample Time 1034	Sample Type (C=Comp, G=Grab) G	Matrix DW	# of Cont. 2	Filtered Sample (Y/N) N	Perform MS/MSD (Y/N) N	Sample Specific Notes: Select PFGs
Preservation Used: 1 = Ice, 2 = HCl; 3 = H2SO4; 4 = HNO3; 5 = NaOH; 6 = Other Possible Hazard Identification: <u>Toxic</u> Are any samples from a listed EPA Hazardous Waste? Please List any EPA Waste Codes for the sample in the Comments Section if the lab is to dispose of the sample.									
Special Instructions/QC Requirements & Comments:									
Custody Seals Intact: <input type="checkbox"/> Yes <input type="checkbox"/> No		Custody Seal No.:		Cooler Temp. (°C): Obs'd: 0.9 Corrid: ---		Therm ID No.: AF-1		Date/Time: 6/8/17 9:25	
Relinquished by: <u>Kathryn Smith</u>		Company: CH2M Hill		Received by: <u>[Signature]</u>		Company: Taus		Date/Time: 6/8/17 9:25	
Relinquished by:		Company:		Received by:		Company:		Date/Time:	
Relinquished by:		Company:		Received in Laboratory by:		Company:		Date/Time:	

Login Sample Receipt Checklist

Client: CH2M Hill Constructors, Inc.

Job Number: 320-28973-1

Login Number: 28973

List Source: TestAmerica Sacramento

List Number: 1

Creator: Turpen, Troy

Question	Answer	Comment
Radioactivity wasn't checked or is \leq background as measured by a survey meter.	True	
The cooler's custody seal, if present, is intact.	True	
Sample custody seals, if present, are intact.	N/A	
The cooler or samples do not appear to have been compromised or tampered with.	True	
Samples were received on ice.	True	
Cooler Temperature is acceptable.	True	
Cooler Temperature is recorded.	True	
COC is present.	True	
COC is filled out in ink and legible.	True	
COC is filled out with all pertinent information.	True	
Is the Field Sampler's name present on COC?	N/A	
There are no discrepancies between the containers received and the COC.	True	
Samples are received within Holding Time (excluding tests with immediate HTs)	True	
Sample containers have legible labels.	True	
Containers are not broken or leaking.	True	
Sample collection date/times are provided.	True	
Appropriate sample containers are used.	True	
Sample bottles are completely filled.	True	
Sample Preservation Verified.	N/A	
There is sufficient vol. for all requested analyses, incl. any requested MS/MSDs	True	
Containers requiring zero headspace have no headspace or bubble is $<6\text{mm}$ (1/4").	True	
Multiphasic samples are not present.	True	
Samples do not require splitting or compositing.	True	
Residual Chlorine Checked.	N/A	

**DATA VALIDATION SUMMARY REPORT
WHIDBEY ISLAND, WASHINGTON**

Client: CH2M HILL, Inc., Corvallis, Oregon
 SDG: 320-28973-1
 Laboratory: Test America, Sacramento, California
 Site: Whidbey Island, CTO-0008, Washington
 Date: July 13, 2017

PFCs			
EDS ID	Client Sample ID	Laboratory Sample ID	Matrix
1	WI-AF-1RW50-0617	320-28973-1	Water
1MS	WI-AF-1RW50-0617MS	320-28973-1MS	Water
1MSD	WI-AF-1RW50-0617MSD	320-28973-1MSD	Water
2	WI-AF-1FB50-0617	320-28973-2	Water
3	WI-AF-1RW51-0617	320-28973-3	Water
4	WI-AF-1FB51-0617	320-28973-4	Water
5	WI-AF-1RW52-0617	320-28973-5	Water
6	WI-AF-1RW52P-0617	320-28973-6	Water
7	WI-AF-1FB52-0617	320-28973-7	Water
8	WI-AF-1RW53-0617	320-28973-8	Water
9	WI-AF-1FB53-0617	320-28973-9	Water
10	WI-AF-1RW54-0617	320-28973-10	Water
11	WI-AF-1FB54-0617	320-28973-11	Water

A full data validation was performed on the analytical data for six water samples and five aqueous field blank samples collected on June 5-8, 2017 by CH2M HILL at the Whidbey Island site in Washington. The samples were analyzed under the EPA Method “Determination of Selected Perfluorinated Alkyl Acids in Drinking Water by Solid Phase Extraction and Liquid Chromatography/Tandem Mass Spectrometry (LC/MS/MS)”.

Specific method references are as follows:

Analysis
PFCs

Method References
USEPA Method 537

The data have been validated according to the protocols and quality control (QC) requirements of the analytical method, and the U.S. Department of Defense (DoD) Quality Systems Manual (QSM), Version 5.0 (July 2013) and the USEPA National Functional Guidelines for Organic Data Review as follows:

- The USEPA “Contract Laboratories Program National Functional Guidelines for Superfund Organic Methods Data Review,” August 2014;
- and the reviewer's professional judgment.

The following data quality indicators were reviewed for this report:

Organics

- Date Completeness, Case Narrative & Custody Documentation
- Holding times
- Gas Chromatography/Mass Spectrometry (GC/MS) Tuning
- Initial and continuing calibration summaries
- Method blank and field QC blank contamination
- Surrogate Spike recoveries
- Matrix Spike/Matrix Spike Duplicate (MS/MSD) recoveries
- Laboratory Control Sample/Laboratory Control Sample Duplicate (LCS/LCSD) recoveries
- Internal standard area and retention time summary forms
- Target Compound Identification
- Compound Quantitation
- Field Duplicate sample precision

A full (Level IV) data validation was performed with this review including a recalculation of 10% of the detected results in the samples.

Data Usability Assessment

There were no rejections of data.

Overall the data is acceptable for the intended purposes. There were no qualifications.

Perfluorinated Compounds (PFCs)

Data Completeness, Case Narrative & Custody Documentation

- The case narrative and chain-of-custody documentation were included in the data package as required. All criteria were met.

Holding Times

- All samples were extracted within 14 days for water samples and analyzed within 28 days.

GC/MS Tuning

- All criteria were met.

Initial Calibration

- All relative standard deviation (%RSD) and/or correlation coefficients criteria were met.

Continuing Calibration

- All percent difference (%D) and RRF criteria were met.

Method Blank

- The method blanks were free of contamination.

Field QC Blank

- The field blank samples were free of contamination.

Surrogate Spike Recoveries

- All samples exhibited acceptable surrogate %R values.

Matrix Spike/Matrix Spike Duplicate (MS/MSD) Recoveries

- The MS/MSD samples exhibited acceptable percent recoveries (%R) and RPD values.

Laboratory Control Samples

- The LCS samples exhibited acceptable percent recoveries (%R).

Internal Standard (IS) Area Performance

- All internal standards met response and retention time (RT) criteria.

Target Compound Identification

- All mass spectra and quantitation criteria were met.

Compound Quantitation

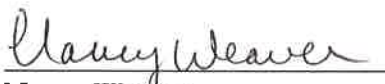
- All criteria were met.

Field Duplicate Sample Precision

- Field duplicate results are summarized below. The precision was acceptable.

PFCs				
Compound	WI-AF-1RW52-0617 ug/L	WI-AF-1RW52P-0617 ug/L	RPD	Qualifier
None	ND	ND	-	-

Please contact the undersigned at (757) 564-0090 if you have any questions or need further information.

Signed:  Dated: 7/13/17
Nancy Weaver
Senior Chemist

Data Qualifier	Definition
U	The analyte was analyzed for, but was not detected above the level of the reported sample quantitation limit.
J	The analyte is an estimated quantity. The associated numerical value is the approximate concentration of the analyte in the sample.
NJ	The analysis has been "tentatively identified" or "presumptively" as present and the associated numerical value is the estimated concentration in the samples.
UJ	The analyte was analyzed for but was not detected. The reported quantitation limit is approximate and may be inaccurate or imprecise.
R	The data are unusable. The sample results are rejected due to serious deficiencies in meeting QC criteria. The analyte may or may not be present in the samples.

FORM I
LCMS ORGANICS ANALYSIS DATA SHEET

Lab Name: TestAmerica Sacramento Job No.: 320-28973-1
 SDG No.: _____
 Client Sample ID: WI-AF-1RW50-0617 Lab Sample ID: 320-28973-1
 Matrix: Water Lab File ID: 2017.06.14_537B_025.d
 Analysis Method: 537 Date Collected: 06/05/2017 10:09
 Extraction Method: 537 Date Extracted: 06/13/2017 08:47
 Sample wt/vol: 251.2 (mL) Date Analyzed: 06/14/2017 22:49
 Con. Extract Vol.: 1.0 (mL) Dilution Factor: 1
 Injection Volume: 2 (uL) GC Column: GeminiC18 3x100 ID: 3 (mm)
 % Moisture: _____ GPC Cleanup: (Y/N) N
 Analysis Batch No.: 169413 Units: ug/L

CAS NO.	COMPOUND NAME	RESULT	Q	LOQ	LOD	DL
1763-23-1	Perfluorooctanesulfonic acid (PFOS)	0.016	U	0.040	0.016	0.0063
335-67-1	Perfluorooctanoic acid (PFOA)	0.0080	U	0.020	0.0080	0.0028
375-73-5	Perfluorobutanesulfonic acid (PFBS)	0.036	U	0.090	0.036	0.016

CAS NO.	SURROGATE	%REC	Q	LIMITS
STL00993	13C2 PFHxA	89		70-130
STL00996	13C2 PFDA	91		70-130

NW 7/13/17

FORM I
LCMS ORGANICS ANALYSIS DATA SHEET

2

Lab Name: TestAmerica Sacramento Job No.: 320-28973-1
 SDG No.: _____
 Client Sample ID: WI-AF-1FB50-0617 Lab Sample ID: 320-28973-2
 Matrix: Water Lab File ID: 2017.06.14_537B_028.d
 Analysis Method: 537 Date Collected: 06/05/2017 10:10
 Extraction Method: 537 Date Extracted: 06/13/2017 08:47
 Sample wt/vol: 267.2(mL) Date Analyzed: 06/14/2017 23:02
 Con. Extract Vol.: 1.0(mL) Dilution Factor: 1
 Injection Volume: 2(uL) GC Column: GeminiC18 3x100 ID: 3(mm)
 % Moisture: _____ GPC Cleanup: (Y/N) N
 Analysis Batch No.: 169413 Units: ug/L

CAS NO.	COMPOUND NAME	RESULT	Q	LOQ	LOD	DL
1763-23-1	Perfluorooctanesulfonic acid (PFOS)	0.015	U	0.037	0.015	0.0064
335-67-1	Perfluorooctanoic acid (PFOA)	0.0075	U	0.019	0.0075	0.0026
375-73-5	Perfluorobutanesulfonic acid (PFBS)	0.034	U	0.084	0.034	0.015

CAS NO.	SURROGATE	%REC	Q	LIMITS
STL00993	13C2 PFHxA	93		70-130
STL00996	13C2 PFDA	93		70-130

FORM I
LCMS ORGANICS ANALYSIS DATA SHEET

3

Lab Name: TestAmerica Sacramento Job No.: 320-28973-1
 SDG No.: _____
 Client Sample ID: WI-AF-1RW51-0617 Lab Sample ID: 320-28973-3
 Matrix: Water Lab File ID: 2017.06.14_537B_029.d
 Analysis Method: 537 Date Collected: 06/05/2017 12:01
 Extraction Method: 537 Date Extracted: 06/13/2017 08:47
 Sample wt/vol: 264.1(mL) Date Analyzed: 06/14/2017 23:07
 Con. Extract Vol.: 1.0(mL) Dilution Factor: 1
 Injection Volume: 2(uL) GC Column: GeminiC18 3x100 ID: 3(mm)
 % Moisture: _____ GPC Cleanup: (Y/N) N
 Analysis Batch No.: 169413 Units: ug/L

CAS NO.	COMPOUND NAME	RESULT	Q	LOQ	LOD	DL
1763-23-1	Perfluorooctanesulfonic acid (PFOS)	0.032	U	0.033	0.015	0.0164
335-67-1	Perfluorooctanoic acid (PFOA)	0.0064	U	0.019	0.0076	0.0027
375-73-5	Perfluorobutanesulfonic acid (PFBS)	0.034	U	0.035	0.034	0.015

CAS NO.	SURROGATE	%REC	Q	LIMITS
STL00993	13C2 PFHxA	84		70-130
STL00996	13C2 PFDA	91		70-130

FORM I
LCMS ORGANICS ANALYSIS DATA SHEET

4

Lab Name: TestAmerica Sacramento Job No.: 320-28973-1
 SDG No.: _____
 Client Sample ID: WI-AF-1FB51-0617 Lab Sample ID: 320-28973-4
 Matrix: Water Lab File ID: 2017.06.14_537B_030.d
 Analysis Method: 537 Date Collected: 06/05/2017 12:02
 Extraction Method: 537 Date Extracted: 06/13/2017 08:47
 Sample wt/vol: 263.9(mL) Date Analyzed: 06/14/2017 23:11
 Con. Extract Vol.: 1.0(mL) Dilution Factor: 1
 Injection Volume: 2(uL) GC Column: GeminiC18 3x100 ID: 3(mm)
 % Moisture: _____ GPC Cleanup: (Y/N) N
 Analysis Batch No.: 169413 Units: ug/L

CAS NO.	COMPOUND NAME	RESULT	Q	LOQ	LOD	DL
1763-23-1	Perfluorooctanesulfonic acid (PFOS)	0.015	U	0.033	0.015	0.0064
335-67-1	Perfluorooctanoic acid (PFOA)	0.0076	U	0.019	0.0076	0.0027
375-73-5	Perfluorobutanesulfonic acid (PFBS)	0.034	U	0.085	0.034	0.015

CAS NO.	SURROGATE	%REC	Q	LIMITS
STL00993	13C2 PFHxA	91		70-130
STL00996	13C2 PFDA	90		70-130

FORM I
LCMS ORGANICS ANALYSIS DATA SHEET

5

Lab Name: TestAmerica Sacramento Job No.: 320-28973-1
 SDG No.: _____
 Client Sample ID: WI-AF-1RW52-0617 Lab Sample ID: 320-28973-5
 Matrix: Water Lab File ID: 2017.06.19_537B_003.d
 Analysis Method: 537 Date Collected: 06/06/2017 11:45
 Extraction Method: 537 Date Extracted: 06/13/2017 08:47
 Sample wt/vol: 259.3(mL) Date Analyzed: 06/19/2017 18:42
 Con. Extract Vol.: 1.0(mL) Dilution Factor: 1
 Injection Volume: 2(uL) GC Column: GeminiC18 3x100 ID: 3(mm)
 % Moisture: _____ GPC Cleanup: (Y/N) N
 Analysis Batch No.: 169962 Units: ug/L

CAS NO.	COMPOUND NAME	RESULT	Q	LOQ	LOD	DL
1763-23-1	Perfluorooctanesulfonic acid (PFOS)	0.015	U	0.039	0.015	0.0066
335-67-1	Perfluorooctanoic acid (PFOA)	0.0077	U	0.019	0.0077	0.0027
375-73-5	Perfluorobutanesulfonic acid (PFBS)	0.035	U	0.087	0.035	0.016

CAS NO.	SURROGATE	%REC	Q	LIMITS
STL00993	13C2 PFHxA	81		70-130
STL00996	13C2 PFDA	84		70-130

FORM I
LCMS ORGANICS ANALYSIS DATA SHEET

6

Lab Name: TestAmerica Sacramento Job No.: 320-28973-1
 SDG No.: _____
 Client Sample ID: WI-AF-1RW52P-0617 Lab Sample ID: 320-28973-6
 Matrix: Water Lab File ID: 2017.06.14_537B_032.d
 Analysis Method: 537 Date Collected: 06/06/2017 11:46
 Extraction Method: 537 Date Extracted: 06/13/2017 08:47
 Sample wt/vol: 265.2(mL) Date Analyzed: 06/14/2017 23:20
 Con. Extract Vol.: 1.0(mL) Dilution Factor: 1
 Injection Volume: 2(uL) GC Column: GeminiC18 3x100 ID: 3(mm)
 % Moisture: _____ GPC Cleanup: (Y/N) N
 Analysis Batch No.: 169413 Units: ug/L

CAS NO.	COMPOUND NAME	RESULT	Q	LOQ	LOD	DL
1763-23-1	Perfluorooctanesulfonic acid (PFOS)	0.015	U	0.033	0.015	0.0064
335-67-1	Perfluorooctanoic acid (PFOA)	0.0075	U	0.019	0.0075	0.0026
375-73-5	Perfluorobutanesulfonic acid (PFBS)	0.034	U	0.085	0.034	0.015

CAS NO.	SURROGATE	%REC	Q	LIMITS
STL00993	13C2 PFHxA	87		70-130
STL00996	13C2 PFDA	87		70-130

FORM I
LCMS ORGANICS ANALYSIS DATA SHEET

7

Lab Name: TestAmerica Sacramento Job No.: 320-28973-1
 SDG No.: _____
 Client Sample ID: WI-AF-1FB52-0617 Lab Sample ID: 320-28973-7
 Matrix: Water Lab File ID: 2017.06.14_537B_035.d
 Analysis Method: 537 Date Collected: 06/06/2017 11:48
 Extraction Method: 537 Date Extracted: 06/13/2017 08:47
 Sample wt/vol: 258.2(mL) Date Analyzed: 06/14/2017 23:33
 Con. Extract Vol.: 1.0(mL) Dilution Factor: 1
 Injection Volume: 2(uL) GC Column: GeminiC18 3x100 ID: 3(mm)
 % Moisture: _____ GPC Cleanup: (Y/N) N
 Analysis Batch No.: 169414 Units: ug/L

CAS NO.	COMPOUND NAME	RESULT	Q	LOQ	LOD	DL
1763-23-1	Perfluorooctanesulfonic acid (PFOS)	0.015	U	0.039	0.015	0.0066
335-67-1	Perfluorooctanoic acid (PFOA)	0.0077	U	0.019	0.0077	0.0027
375-73-5	Perfluorobutanesulfonic acid (PFBS)	0.035	U	0.087	0.035	0.016

CAS NO.	SURROGATE	%REC	Q	LIMITS
STL00995	13C2 PFHxA	88		70-130
STL00996	13C2 PFDA	90		70-130

FORM I
LCMS ORGANICS ANALYSIS DATA SHEET

8

Lab Name: TestAmerica Sacramento Job No.: 320-28973-1
 SDG No.: _____
 Client Sample ID: WI-AF-1RW53-0617 Lab Sample ID: 320-28973-8
 Matrix: Water Lab File ID: 2017.06.14_537B_036.d
 Analysis Method: 537 Date Collected: 06/07/2017 15:19
 Extraction Method: 537 Date Extracted: 06/13/2017 08:47
 Sample wt/vol: 253.8(mL) Date Analyzed: 06/14/2017 23:38
 Con. Extract Vol.: 1.0(mL) Dilution Factor: 1
 Injection Volume: 2(uL) GC Column: GeminiC18 3x100 ID: 3(mm)
 % Moisture: _____ GPC Cleanup: (Y/N) N
 Analysis Batch No.: 169414 Units: ug/L

CAS NO.	COMPOUND NAME	RESULT	Q	LOQ	LOD	DL
1763-23-1	Perfluorooctanesulfonic acid (PFOS)	0.016	U	0.039	0.016	0.0067
335-67-1	Perfluorooctanoic acid (PFOA)	0.0079	U	0.020	0.0079	0.0028
375-73-5	Perfluorobutanesulfonic acid (PFBS)	0.035	U	0.089	0.035	0.016

CAS NO.	SURROGATE	%REC	Q	LIMITS
STL00993	13C2 PFHxA	84		70-130
STL00996	13C2 PFDA	95		70-130

FORM I
LCMS ORGANICS ANALYSIS DATA SHEET

9

Lab Name: TestAmerica Sacramento Job No.: 320-28973-1
 SDG No.: _____
 Client Sample ID: WI-AF-1FB53-0617 Lab Sample ID: 320-28973-9
 Matrix: Water Lab File ID: 2017.06.14_537B_037.d
 Analysis Method: 537 Date Collected: 06/07/2017 15:20
 Extraction Method: 537 Date Extracted: 06/13/2017 08:47
 Sample wt/vol: 263.4 (mL) Date Analyzed: 06/14/2017 23:42
 Con. Extract Vol.: 1.0 (mL) Dilution Factor: 1
 Injection Volume: 2 (uL) GC Column: GeminiC18 3x100 ID: 3 (mm)
 % Moisture: _____ GPC Cleanup: (Y/N) N
 Analysis Batch No.: 169414 Units: ug/L

CAS NO.	COMPOUND NAME	RESULT	Q	LOQ	LOD	DL
1763-23-1	Perfluorooctanesulfonic acid (PFOS)	0.015	U	0.033	0.015	0.0065
335-67-1	Perfluorooctanoic acid (PFOA)	0.0076	U	0.019	0.0076	0.0027
375-73-5	Perfluorobutanesulfonic acid (PFBS)	0.034	U	0.085	0.034	0.015

CAS NO.	SURROGATE	%REC	Q	LIMITS
STL00993	13C2 PFHxA	90		70-130
STL00996	13C2 PFDA	83		70-130

FORM I
LCMS ORGANICS ANALYSIS DATA SHEET

10

Lab Name: TestAmerica Sacramento Job No.: 320-28973-1
 SDG No.: _____
 Client Sample ID: WI-AF-1RW54-0617 Lab Sample ID: 320-28973-10
 Matrix: Water Lab File ID: 2017.06.14_537B_038.d
 Analysis Method: 537 Date Collected: 06/08/2017 10:33
 Extraction Method: 537 Date Extracted: 06/13/2017 08:47
 Sample wt/vol: 264.6(mL) Date Analyzed: 06/14/2017 23:46
 Con. Extract Vol.: 1.0(mL) Dilution Factor: 1
 Injection Volume: 2(uL) GC Column: GeminiC18 3x100 ID: 3(mm)
 % Moisture: _____ GPC Cleanup: (Y/N) N
 Analysis Batch No.: 169414 Units: ug/L

CAS NO.	COMPOUND NAME	RESULT	Q	LOQ	LOD	DL
1763-23-1	Perfluorooctanesulfonic acid (PFOS)	0.015	U	0.033	0.015	0.0064
335-67-1	Perfluorooctanoic acid (PFOA)	0.0076	U	0.019	0.0076	0.0026
375-73-5	Perfluorobutanesulfonic acid (PFBS)	0.034	U	0.085	0.034	0.015

CAS NO.	SURROGATE	%REC	Q	LIMITS
STL00993	13C2 PFHxA	85		70-130
STL00996	13C2 PFDA	85		70-130

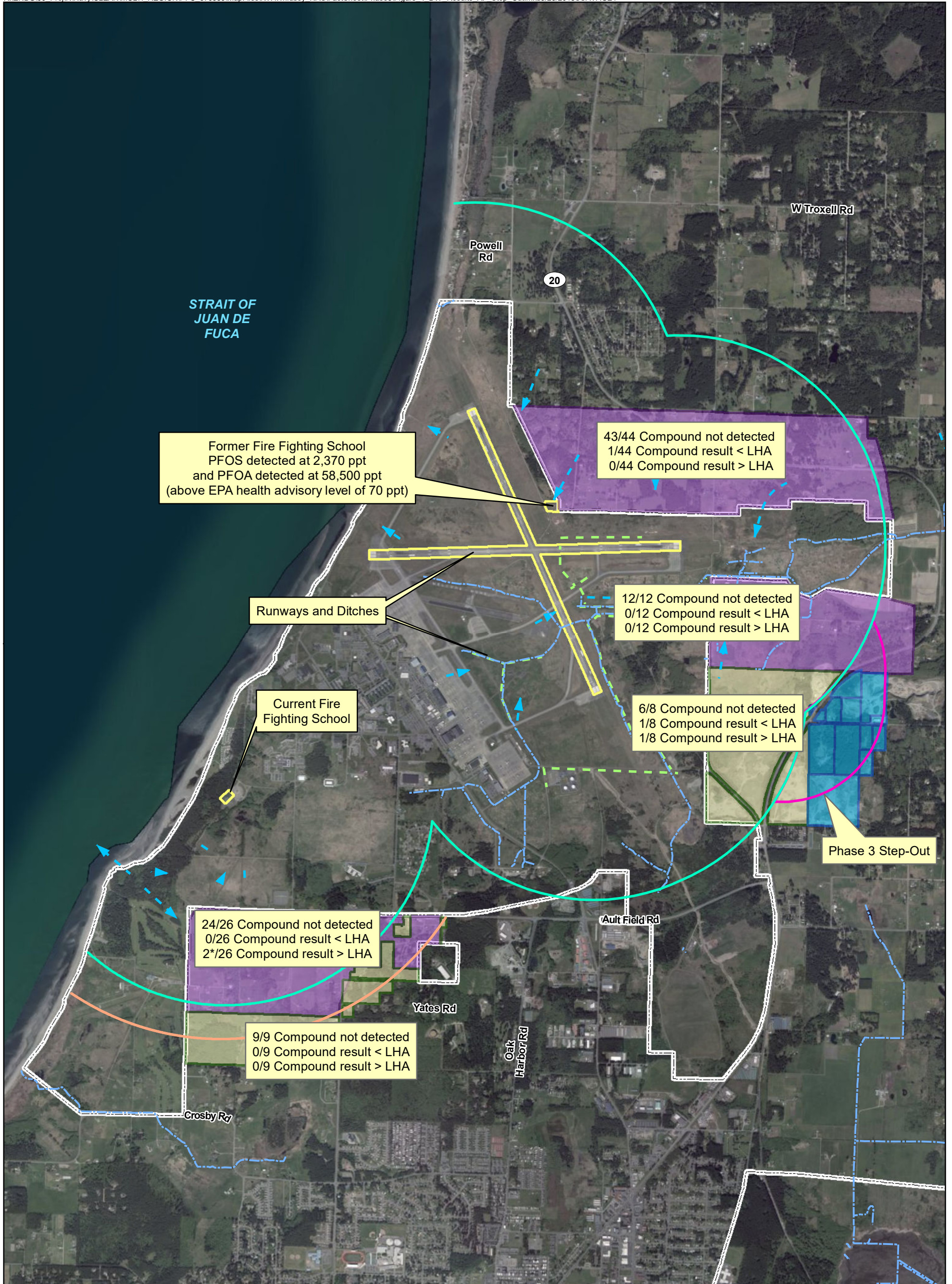
FORM I
LCMS ORGANICS ANALYSIS DATA SHEET

11

Lab Name: TestAmerica Sacramento Job No.: 320-28973-1
 SDG No.: _____
 Client Sample ID: WI-AF-1FB54-0617 Lab Sample ID: 320-28973-11
 Matrix: Water Lab File ID: 2017.06.14_537B_039.d
 Analysis Method: 537 Date Collected: 06/08/2017 10:34
 Extraction Method: 537 Date Extracted: 06/13/2017 08:47
 Sample wt/vol: 267.1(mL) Date Analyzed: 06/14/2017 23:51
 Con. Extract Vol.: 1.0(mL) Dilution Factor: 1
 Injection Volume: 2(uL) GC Column: GeminiC18 3x100 ID: 3(mm)
 % Moisture: _____ GPC Cleanup: (Y/N) N
 Analysis Batch No.: 169414 Units: ug/L

CAS NO.	COMPOUND NAME	RESULT	Q	LOQ	LOD	DL
1763-23-1	Perfluorooctanesulfonic acid (PFOS)	0.015	U	0.037	0.015	0.0064
335-67-1	Perfluorooctanoic acid (PFOA)	0.0075	U	0.019	0.0075	0.0026
375-73-5	Perfluorobutanesulfonic acid (PFBS)	0.034	U	0.084	0.034	0.015

CAS NO.	SURROGATE	%REC	Q	LIMITS
STL00993	13C2 PFHxA	88		70-130
STL00996	13C2 PFDA	84		70-130



Former Fire Fighting School
 PFOS detected at 2,370 ppt
 and PFOA detected at 58,500 ppt
 (above EPA health advisory level of 70 ppt)

43/44 Compound not detected
 1/44 Compound result < LHA
 0/44 Compound result > LHA

Runways and Ditches

12/12 Compound not detected
 0/12 Compound result < LHA
 0/12 Compound result > LHA

Current Fire Fighting School

6/8 Compound not detected
 1/8 Compound result < LHA
 1/8 Compound result > LHA

Phase 3 Step-Out

24/26 Compound not detected
 0/26 Compound result < LHA
 2*/26 Compound result > LHA

9/9 Compound not detected
 0/9 Compound result < LHA
 0/9 Compound result > LHA

Legend

- 1 Mile Zone
- Half-mile Step-out Downgradient
- - - Surface Water
- - - Drainage Ditch
- Half-mile Step-out Downgradient
- Suspected Source Area
- Parcels in Phase 1 Sampling Area
- Parcels Identified in Phase 2 Sampling Area
- Parcels Identified in Phase 3 Sampling Area

- Base Boundary
- - - Inferred Groundwater Flow Direction

* Second result above the EPA health advisory is from a duplicate sample collected from the well with the first exceedance near Ault Field.

Note:
 PFOA and PFOS results reflected on figure,
 PFBS results discussed in Table 2 and text.



0 0.225 0.45
 Miles

1 inch = 0.45 mile
 Imagery Source: Esri

Figure 2
 Results for Drinking Water Well Sampling
 Ault Field
 Naval Air Station Whidbey Island
 Oak Harbor, Washington