



**Groundwater Sample Results,
Level 2 Laboratory Report, Level 4 Laboratory Report,
Electronic Data Deliverable, Data Validation Report,
Sample Location Report, SDG 1700803**

NSWC

White Oak MD

December 2020

July 20, 2017

Vista Work Order No. 1700803

Ms. Nia Nikmanesh
KMEA
2423 Hoover Avenue
National City, CA 91950

Dear Ms. Nikmanesh,

Enclosed are the results for the sample set received at Vista Analytical Laboratory on June 30, 2017. This sample set was analyzed on a rush turn-around time, under your Project Name 'NSWC White Oak'.

Vista Analytical Laboratory is committed to serving you effectively. If you require additional information, please contact me at 916-673-1520 or by email at mmaier@vista-analytical.com.

Thank you for choosing Vista as part of your analytical support team.

Sincerely,



Martha Maier
Laboratory Director



Vista Analytical Laboratory certifies that the report herein meets all the requirements set forth by NELAP for those applicable test methods. Results relate only to the samples as received by the laboratory. This report should not be reproduced except in full without the written approval of Vista.

Vista Work Order No. 1700803

Case Narrative

Sample Condition on Receipt:

Ten water samples were received in good condition and within the method temperature requirements. The samples were received and stored securely in accordance with Vista standard operating procedures and EPA methodology.

Analytical Notes:

Modified EPA Method 537

Samples "SB01", "IRPSite7-GW-FD01-20170628", "IRPSite7-GW-FRB01-20170628", "IRPSite5-GW-04GW81S-20170628and", and "IRPSite5-GW-04GW80-20170628" contained particulate and were centrifuged prior to extraction.

The samples were extracted and analyzed for a selected list of 14 PFAS using Modified EPA Method 537.

Holding Times

The samples were extracted and analyzed within the method hold times.

Quality Control

The Initial Calibration and Continuing Calibration Verifications met the method acceptance criteria.

A Method Blank and Ongoing Precision and Recovery (OPR) sample were extracted and analyzed in two preparation batches (B7G0014 and B7G0054). No analytes were detected in the Method Blank above 1/2 the LOQ. The OPR recoveries for PFTrDA and labeled standards 13C2-PFDoA and 13C2-PFteDA were outside of the method acceptance criteria in batch B7G0014. The OPR recoveries for PFDoA, PFTrDA, and labeled standards d5-EtFOSAA, 13C2-PFDoA, and 13C2-PFteDA were outside of the method acceptance criteria in batch B7G0054. All other OPR recoveries were within the method acceptance criteria.

The labeled standard recoveries outside the acceptance criteria are listed in the table below.

As requested, an MS/MSD was performed on sample "IRPSite5-GW-04GW80-20170628".

QC Anomalies

LabNumber	SampleName	Analysis	Analyte	Flag	%Rec
1700803-01	SB01	Modified EPA Method 537	13C2-PFDoA	H	29.5
1700803-01	SB01	Modified EPA Method 537	13C2-PFTeDA	H	20.9
1700803-02	EB01	Modified EPA Method 537	13C2-PFDoA	H	27.5
1700803-02	EB01	Modified EPA Method 537	13C2-PFTeDA	H	24.2
1700803-03	IRPSite7-GW-46GW205-20170628	Modified EPA Method 537	13C2-PFDoA	H	4.20
1700803-03	IRPSite7-GW-46GW205-20170628	Modified EPA Method 537	13C2-PFTeDA	H	4.90
1700803-04	IRPSite7-GW-FD01-20170628	Modified EPA Method 537	13C2-PFDoA	H	19.4
1700803-04	IRPSite7-GW-FD01-20170628	Modified EPA Method 537	13C2-PFTeDA	H	9.60
1700803-05	IRPSite7-GW-07GW202-20170628	Modified EPA Method 537	13C2-PFDoA	H	31.2
1700803-05	IRPSite7-GW-07GW202-20170628	Modified EPA Method 537	13C2-PFTeDA	H	20.1
1700803-06	IRPSite7-GW-FRB01-20170628	Modified EPA Method 537	13C2-PFDoA	H	27.1
1700803-06	IRPSite7-GW-FRB01-20170628	Modified EPA Method 537	13C2-PFTeDA	H	7.10
1700803-07	IRPSite5-GW-FRB01-20170628	Modified EPA Method 537	13C2-PFDoA	H	23.1
1700803-07	IRPSite5-GW-FRB01-20170628	Modified EPA Method 537	13C2-PFTeDA	H	5.20
1700803-08	IRPSite5-GW-04GW81S-20170628	Modified EPA Method 537	13C2-PFDoA	H	10.7
1700803-08	IRPSite5-GW-04GW81S-20170628	Modified EPA Method 537	13C2-PFTeDA	H	25.6
1700803-09	IRPSite5-GW-04GW80-20170628	Modified EPA Method 537	13C2-PFDoA	H	36.6
1700803-09	IRPSite5-GW-04GW80-20170628	Modified EPA Method 537	13C2-PFTeDA	H	26.3
1700803-10	EB02	Modified EPA Method 537	13C2-PFDoA	H	20.3
1700803-10	EB02	Modified EPA Method 537	13C2-PFTeDA	H	10.9
B7G0014-BLK1	B7G0014-BLK1	Modified EPA Method 537	13C2-PFDoA	H	29.5
B7G0014-BLK1	B7G0014-BLK1	Modified EPA Method 537	13C2-PFTeDA	H	11.3
B7G0014-BS1	B7G0014-BS1	Modified EPA Method 537	13C2-PFDoA	H	15.3
B7G0014-BS1	B7G0014-BS1	Modified EPA Method 537	13C2-PFTeDA	H	4.40
B7G0014-MS1	B7G0014-MS1	Modified EPA Method 537	13C2-PFDoA	H	20.8
B7G0014-MS1	B7G0014-MS1	Modified EPA Method 537	13C2-PFTeDA	H	12.2
B7G0014-MSD1	B7G0014-MSD1	Modified EPA Method 537	13C2-PFDoA	H	13.7
B7G0014-MSD1	B7G0014-MSD1	Modified EPA Method 537	13C2-PFTeDA	H	19.2
B7G0054-BLK1	B7G0054-BLK1	Modified EPA Method 537	13C2-PFDoA	H	14.0
B7G0054-BLK1	B7G0054-BLK1	Modified EPA Method 537	13C2-PFTeDA	H	39.8
B7G0054-BS1	B7G0054-BS1	Modified EPA Method 537	d5-EtFOSAA	H	43.6
B7G0054-BS1	B7G0054-BS1	Modified EPA Method 537	13C2-PFDoA	H	33.3
B7G0054-BS1	B7G0054-BS1	Modified EPA Method 537	13C2-PFTeDA	H	212

H = Recovery was outside laboratory acceptance criteria.

TABLE OF CONTENTS

Case Narrative.....	1
Table of Contents.....	4
Sample Inventory.....	5
Analytical Results.....	6
Qualifiers.....	22
Certifications.....	23
Sample Receipt.....	26

Sample Inventory Report

Vista Sample ID	Client Sample ID	Sampled	Received	Components/Containers
1700803-01	SB01	28-Jun-17 09:44	30-Jun-17 09:54	HDPE Bottle, 125 mL HDPE Bottle, 125 mL
1700803-02	EB01	28-Jun-17 09:50	30-Jun-17 09:54	HDPE Bottle, 125 mL HDPE Bottle, 125 mL
1700803-03	IRPSite7-GW-46GW205-20170628	28-Jun-17 11:23	30-Jun-17 09:54	HDPE Bottle, 125 mL HDPE Bottle, 125 mL
1700803-04	IRPSite7-GW-FD01-20170628	28-Jun-17 11:25	30-Jun-17 09:54	HDPE Bottle, 125 mL HDPE Bottle, 125 mL
1700803-05	IRPSite7-GW-07GW202-20170628	28-Jun-17 12:40	30-Jun-17 09:54	HDPE Bottle, 125 mL HDPE Bottle, 125 mL
1700803-06	IRPSite7-GW-FRB01-20170628	28-Jun-17 14:20	30-Jun-17 09:54	HDPE Bottle, 125 mL HDPE Bottle, 125 mL
1700803-07	IRPSite5-GW-FRB01-20170628	28-Jun-17 15:00	30-Jun-17 09:54	HDPE Bottle, 125 mL HDPE Bottle, 125 mL
1700803-08	IRPSite5-GW-04GW81S-20170628	28-Jun-17 15:52	30-Jun-17 09:54	HDPE Bottle, 125 mL HDPE Bottle, 125 mL
1700803-09	IRPSite5-GW-04GW80-20170628	28-Jun-17 17:05	30-Jun-17 09:54	MS/MSD HDPE Bottle, 125 mL MS/MSD HDPE Bottle, 125 mL MS/MSD HDPE Bottle, 125 mL MS/MSD HDPE Bottle, 125 mL MS/MSD HDPE Bottle, 125 mL
1700803-10	EB02	29-Jun-17 08:40	30-Jun-17 09:54	HDPE Bottle, 125 mL HDPE Bottle, 125 mL

ANALYTICAL RESULTS

Sample ID: Method Blank						Modified EPA Method 537			
Matrix: Aqueous Sample Size: 0.125 L		QC Batch: B7G0014 Date Extracted: 05-Jul-2017 13:36		Lab Sample: B7G0014-BLK1 Date Analyzed: 11-Jul-17 18:37 Column: BEH C18					
Analyte	Conc. (ng/L)	DL	LOD	LOQ	Qualifiers	Labeled Standard	%R	LCL-UCL	Qualifiers
PFBS	ND	1.79	5.00	8.00		IS 13C3-PFBS	84.6	50 - 150	
PFHxA	ND	2.18	5.00	8.00		IS 13C2-PFHxA	99.1	50 - 150	
PFHpA	ND	0.591	5.00	8.00		IS 13C4-PFHpA	97.9	50 - 150	
PFHxS	ND	0.947	5.00	8.00		IS 18O2-PFHxS	92.4	50 - 150	
PFOA	ND	0.651	5.00	8.00		IS 13C2-PFOA	92.0	50 - 150	
PFOS	ND	0.807	5.00	8.00		IS 13C8-PFOS	96.1	50 - 150	
PFNA	ND	0.810	5.00	8.00		IS 13C5-PFNA	91.6	50 - 150	
PFDA	ND	1.49	5.00	8.00		IS 13C2-PFDA	91.9	50 - 150	
MeFOSAA	ND	1.65	5.00	8.00		IS d3-MeFOSAA	126	50 - 150	
PFUnA	ND	1.05	5.00	8.00		IS 13C2-PFUnA	94.1	50 - 150	
EtFOSAA	ND	1.37	5.00	8.00		IS d5-EtFOSAA	83.7	50 - 150	
PFDaA	ND	0.792	5.00	8.00		IS 13C2-PFDaA	29.5	50 - 150	H
PFTrDA	ND	0.494	5.00	8.00		IS 13C2-PFTeDA	11.3	50 - 150	H
PFTeDA	ND	0.755	5.00	8.00					

DL - Detection limit
RL - Reporting limit

LCL-UCL - Lower control limit - upper control limit
Results reported to DL.
When reported, PFBS, PFHxS, PFOA and PFOS include both linear and branched isomers.
Only the linear isomer is reported for all other analytes.

Sample ID: OPR

Modified EPA Method 537

Matrix: Aqueous Sample Size: 0.125 L	QC Batch: B7G0014 Date Extracted: 05-Jul-2017 13:36	Lab Sample: B7G0014-BS1 Date Analyzed: 11-Jul-17 18:04 Column: BEH C18					
Analyte	Amt Found (ng/L)	Spike Amt	%R	Limits	Labeled Standard	%R	LCL-UCL
PFBS	69.0	80.0	86.3	70 - 130	IS 13C3-PFBS	83.0	50 - 150
PFHxA	66.1	80.0	82.6	70 - 130	IS 13C2-PFHxA	110	50 - 150
PFHpA	63.4	80.0	79.3	70 - 130	IS 13C4-PFHpA	93.5	50 - 150
PFHxS	77.7	80.0	97.2	70 - 130	IS 18O2-PFHxS	102	50 - 150
PFOA	63.6	80.0	79.5	70 - 130	IS 13C2-PFOA	98.8	50 - 150
PFOS	70.5	80.0	88.1	70 - 130	IS 13C8-PFOS	103	50 - 150
PFNA	70.7	80.0	88.4	70 - 130	IS 13C5-PFNA	90.2	50 - 150
PFDA	60.3	80.0	75.4	70 - 130	IS 13C2-PFDA	80.3	50 - 150
MeFOSAA	69.6	80.0	86.9	70 - 130	IS d3-MeFOSAA	76.6	50 - 150
PFUnA	59.3	80.0	74.2	70 - 130	IS 13C2-PFUnA	73.1	50 - 150
EtFOSAA	76.0	80.0	95.0	70 - 130	IS d5-EtFOSAA	59.8	50 - 150
PFDoA	92.7	80.0	116	70 - 130	IS 13C2-PFDoA	15.3	50 - 150
PFTTrDA	26.2	80.0	32.8	60 - 130	IS 13C2-PFTeDA	4.40	50 - 150
PFTeDA	69.4	80.0	86.8	70 - 130			

LCL-UCL - Lower control limit - upper control limit

Sample ID: Method Blank						Modified EPA Method 537			
Matrix: Aqueous Sample Size: 0.125 L		QC Batch: B7G0054 Date Extracted: 12-Jul-2017 15:51		Lab Sample: B7G0054-BLK1 Date Analyzed: 13-Jul-17 17:22 Column: BEH C18					
Analyte	Conc. (ng/L)	DL	LOD	LOQ	Qualifiers	Labeled Standard	%R	LCL-UCL	Qualifiers
PFBS	ND	1.79	5.00	8.00		IS 13C3-PFBS	98.4	50 - 150	
PFHxA	ND	2.18	5.00	8.00		IS 13C2-PFHxA	84.1	50 - 150	
PFHpA	ND	0.591	5.00	8.00		IS 13C4-PFHpA	73.6	50 - 150	
PFHxS	ND	0.947	5.00	8.00		IS 18O2-PFHxS	97.1	50 - 150	
PFOA	ND	0.651	5.00	8.00		IS 13C2-PFOA	81.0	50 - 150	
PFOS	ND	0.807	5.00	8.00		IS 13C8-PFOS	74.3	50 - 150	
PFNA	ND	0.810	5.00	8.00		IS 13C5-PFNA	79.0	50 - 150	
PFDA	ND	1.49	5.00	8.00		IS 13C2-PFDA	73.9	50 - 150	
MeFOSAA	ND	1.65	5.00	8.00		IS d3-MeFOSAA	101	50 - 150	
PFUnA	ND	1.05	5.00	8.00		IS 13C2-PFUnA	61.5	50 - 150	
EtFOSAA	ND	1.37	5.00	8.00		IS d5-EtFOSAA	73.7	50 - 150	
PFDaA	ND	0.792	5.00	8.00		IS 13C2-PFDaA	14.0	50 - 150	H
PFTeDA	ND	0.494	5.00	8.00		IS 13C2-PFTeDA	39.8	50 - 150	H
PFTeDA	ND	0.755	5.00	8.00					

DL - Detection limit
RL - Reporting limit

LCL-UCL - Lower control limit - upper control limit
Results reported to DL.
When reported, PFBS, PFHxS, PFOA and PFOS include both linear and branched isomers.
Only the linear isomer is reported for all other analytes.

Sample ID: OPR

Modified EPA Method 537

Matrix: Aqueous Sample Size: 0.125 L	QC Batch: B7G0054 Date Extracted: 12-Jul-2017 15:51	Lab Sample: B7G0054-BS1 Date Analyzed: 13-Jul-17 16:49 Column: BEH C18					
Analyte	Amt Found (ng/L)	Spike Amt	%R	Limits	Labeled Standard	%R	LCL-UCL
PFBS	70.7	80.0	88.4	70 - 130	IS 13C3-PFBS	97.9	50 - 150
PFHxA	73.2	80.0	91.5	70 - 130	IS 13C2-PFHxA	87.4	50 - 150
PFHpA	68.8	80.0	85.9	70 - 130	IS 13C4-PFHpA	73.9	50 - 150
PFHxS	77.0	80.0	96.2	70 - 130	IS 18O2-PFHxS	87.8	50 - 150
PFOA	72.0	80.0	90.0	70 - 130	IS 13C2-PFOA	73.5	50 - 150
PFOS	75.8	80.0	94.7	70 - 130	IS 13C8-PFOS	86.6	50 - 150
PFNA	61.7	80.0	77.2	70 - 130	IS 13C5-PFNA	75.8	50 - 150
PFDA	74.4	80.0	93.0	70 - 130	IS 13C2-PFDA	79.6	50 - 150
MeFOSAA	65.3	80.0	81.6	70 - 130	IS d3-MeFOSAA	84.2	50 - 150
PFUnA	71.6	80.0	89.5	70 - 130	IS 13C2-PFUnA	64.2	50 - 150
EtFOSAA	102	80.0	128	70 - 130	IS d5-EtFOSAA	43.6	50 - 150
PFDoA	173	80.0	216	70 - 130	IS 13C2-PFDoA	33.3	50 - 150
PFTTrDA	178	80.0	222	60 - 130	IS 13C2-PFTTeDA	212	50 - 150
PFTeDA	71.4	80.0	89.2	70 - 130			

LCL-UCL - Lower control limit - upper control limit

Sample ID: SB01

Modified EPA Method 537

Client Data		Sample Data		Laboratory Data	
Name:	KMEA	Matrix:	Water	Lab Sample:	1700803-01
Project:	NSWC White Oak	Sample Size:	0.120 L	QC Batch:	B7G0014
Date Collected:	28-Jun-2017 9:44			Date Analyzed:	11-Jul-17 19:30
Location:				Column:	BEH C18
				Date Received:	30-Jun-2017 9:54
				Date Extracted:	05-Jul-2017 13:36

Analyte	Conc. (ng/L)	DL	LOD	LOQ	Qualifiers	Labeled Standard	%R	LCL-UCL	Qualifiers
PFBS	ND	1.86	5.21	8.31		IS 13C3-PFBS	86.4	50 - 150	
PFHxA	ND	2.26	5.21	8.31		IS 13C2-PFHxA	107	50 - 150	
PFHpA	ND	0.614	5.21	8.31		IS 13C4-PFHpA	93.2	50 - 150	
PFHxS	ND	0.984	5.21	8.31		IS 18O2-PFHxS	111	50 - 150	
PFOA	ND	0.676	5.21	8.31		IS 13C2-PFOA	96.4	50 - 150	
PFOS	ND	0.838	5.21	8.31		IS 13C8-PFOS	95.5	50 - 150	
PFNA	ND	0.841	5.21	8.31		IS 13C5-PFNA	83.4	50 - 150	
PFDA	ND	1.55	5.21	8.31		IS 13C2-PFDA	75.9	50 - 150	
MeFOSAA	ND	1.71	5.21	8.31		IS d3-MeFOSAA	109	50 - 150	
PFOA	ND	1.09	5.21	8.31		IS 13C2-PFOA	80.2	50 - 150	
EtFOSAA	ND	1.42	5.21	8.31		IS d5-EtFOSAA	80.6	50 - 150	
PFDaA	ND	0.823	5.21	8.31		IS 13C2-PFDaA	29.5	50 - 150	H
PFTeDA	ND	0.513	5.21	8.31		IS 13C2-PFTeDA	20.9	50 - 150	H
PFTeDA	ND	0.784	5.21	8.31					

DL - Detection limit
RL - Reporting limit

LCL-UCL - Lower control limit - upper control limit
Results reported to DL.
When reported, PFBS, PFHxS, PFOA and PFOS include both linear and branched isomers.
Only the linear isomer is reported for all other analytes.

Sample ID: EB01

Modified EPA Method 537

Client Data		Sample Data		Laboratory Data	
Name:	KMEA	Matrix:	Water	Lab Sample:	1700803-02
Project:	NSWC White Oak	Sample Size:	0.121 L	QC Batch:	B7G0054
Date Collected:	28-Jun-2017 9:50			Date Analyzed:	13-Jul-17 20:13
Location:				Column:	BEH C18
				Date Received:	30-Jun-2017 9:54
				Date Extracted:	12-Jul-2017 15:51

Analyte	Conc. (ng/L)	DL	LOD	LOQ	Qualifiers	Labeled Standard	%R	LCL-UCL	Qualifiers
PFBS	ND	1.85	5.17	8.27		IS 13C3-PFBS	110	50 - 150	
PFHxA	ND	2.25	5.17	8.27		IS 13C2-PFHxA	89.7	50 - 150	
PFHpA	ND	0.611	5.17	8.27		IS 13C4-PFHpA	80.0	50 - 150	
PFHxS	ND	0.979	5.17	8.27		IS 18O2-PFHxS	98.9	50 - 150	
PFOA	ND	0.673	5.17	8.27		IS 13C2-PFOA	73.2	50 - 150	
PFOS	ND	0.834	5.17	8.27		IS 13C8-PFOS	92.7	50 - 150	
PFNA	ND	0.837	5.17	8.27		IS 13C5-PFNA	89.5	50 - 150	
PFDA	ND	1.54	5.17	8.27		IS 13C2-PFDA	82.2	50 - 150	
MeFOSAA	ND	1.71	5.17	8.27		IS d3-MeFOSAA	59.8	50 - 150	
PFA	ND	1.09	5.17	8.27		IS 13C2-PFA	66.6	50 - 150	
EtFOSAA	ND	1.42	5.17	8.27		IS d5-EtFOSAA	73.4	50 - 150	
PFA	ND	0.819	5.17	8.27		IS 13C2-PFA	27.5	50 - 150	H
PFA	ND	0.511	5.17	8.27		IS 13C2-PFA	24.2	50 - 150	H
PFA	ND	0.780	5.17	8.27					

DL - Detection limit
RL - Reporting limit

LCL-UCL - Lower control limit - upper control limit
Results reported to DL.
When reported, PFBS, PFHxS, PFOA and PFOS include both linear and branched isomers.
Only the linear isomer is reported for all other analytes.

Sample ID: IRPSite7-GW-46GW205-20170628

Modified EPA Method 537

Client Data		Sample Data		Laboratory Data			
Name:	KMEA	Matrix:	Water	Lab Sample:	1700803-03	Date Received:	30-Jun-2017 9:54
Project:	NSWC White Oak	Sample Size:	0.118 L	QC Batch:	B7G0014	Date Extracted:	05-Jul-2017 13:36
Date Collected:	28-Jun-2017 11:23			Date Analyzed:	11-Jul-17 19:41	Column:	BEH C18
Location:							

Analyte	Conc. (ng/L)	DL	LOD	LOQ	Qualifiers	Labeled Standard	%R	LCL-UCL	Qualifiers
PFBS	6.05	1.90	5.30	8.49	J	IS 13C3-PFBS	85.7	50 - 150	
PFHxA	ND	2.31	5.30	8.49		IS 13C2-PFHxA	102	50 - 150	
PFHpA	2.92	0.628	5.30	8.49	J	IS 13C4-PFHpA	94.4	50 - 150	
PFHxS	7.69	1.01	5.30	8.49	J	IS 18O2-PFHxS	113	50 - 150	
PFOA	7.05	0.691	5.30	8.49	J	IS 13C2-PFOA	82.7	50 - 150	
PFOS	6.07	0.857	5.30	8.49	J	IS 13C8-PFOS	97.9	50 - 150	
PFNA	ND	0.860	5.30	8.49		IS 13C5-PFNA	85.3	50 - 150	
PFDA	ND	1.58	5.30	8.49		IS 13C2-PFDA	71.5	50 - 150	
MeFOSAA	ND	1.75	5.30	8.49		IS d3-MeFOSAA	75.9	50 - 150	
PFOA	ND	1.11	5.30	8.49		IS 13C2-PFOA	66.2	50 - 150	
EtFOSAA	ND	1.45	5.30	8.49		IS d5-EtFOSAA	57.5	50 - 150	
PFDoA	ND	0.841	5.30	8.49		IS 13C2-PFDoA	4.20	50 - 150	H
PFTTrDA	ND	0.525	5.30	8.49		IS 13C2-PFTTrDA	4.90	50 - 150	H
PFTeDA	ND	0.802	5.30	8.49					

DL - Detection limit
RL - Reporting limit

LCL-UCL - Lower control limit - upper control limit
Results reported to DL.
When reported, PFBS, PFHxS, PFOA and PFOS include both linear and branched isomers.
Only the linear isomer is reported for all other analytes.

Sample ID: IRPSite7-GW-FD01-20170628

Modified EPA Method 537

Client Data		Sample Data		Laboratory Data			
Name:	KMEA	Matrix:	Water	Lab Sample:	1700803-04	Date Received:	30-Jun-2017 9:54
Project:	NSWC White Oak	Sample Size:	0.121 L	QC Batch:	B7G0014	Date Extracted:	05-Jul-2017 13:36
Date Collected:	28-Jun-2017 11:25			Date Analyzed:	11-Jul-17 19:51	Column:	BEH C18
Location:							

Analyte	Conc. (ng/L)	DL	LOD	LOQ	Qualifiers	Labeled Standard	%R	LCL-UCL	Qualifiers
PFBS	2.48	1.85	5.17	8.28	J	IS 13C3-PFBS	83.2	50 - 150	
PFHxA	8.15	2.26	5.17	8.28	J	IS 13C2-PFHxA	102	50 - 150	
PFHpA	4.95	0.612	5.17	8.28	J	IS 13C4-PFHpA	94.1	50 - 150	
PFHxS	20.2	0.980	5.17	8.28		IS 18O2-PFHxS	109	50 - 150	
PFOA	15.2	0.674	5.17	8.28		IS 13C2-PFOA	89.7	50 - 150	
PFOS	22.6	0.835	5.17	8.28		IS 13C8-PFOS	92.2	50 - 150	
PFNA	1.02	0.838	5.17	8.28	J	IS 13C5-PFNA	103	50 - 150	
PFDA	ND	1.54	5.17	8.28		IS 13C2-PFDA	102	50 - 150	
MeFOSAA	ND	1.71	5.17	8.28		IS d3-MeFOSAA	87.8	50 - 150	
PFOA	ND	1.09	5.17	8.28		IS 13C2-PFOA	78.3	50 - 150	
EtFOSAA	ND	1.42	5.17	8.28		IS d5-EtFOSAA	57.3	50 - 150	
PFDoA	ND	0.820	5.17	8.28		IS 13C2-PFDoA	19.4	50 - 150	H
PFTTrDA	ND	0.511	5.17	8.28		IS 13C2-PFTTrDA	9.60	50 - 150	H
PFTeDA	ND	0.781	5.17	8.28					

DL - Detection limit
RL - Reporting limit

LCL-UCL - Lower control limit - upper control limit
Results reported to DL.
When reported, PFBS, PFHxS, PFOA and PFOS include both linear and branched isomers.
Only the linear isomer is reported for all other analytes.

Sample ID: IRPSite7-GW-07GW202-20170628

Modified EPA Method 537

Client Data		Sample Data		Laboratory Data					
Name:	KMEA	Matrix:	Water	Lab Sample:	1700803-05	Date Received:	30-Jun-2017 9:54		
Project:	NSWC White Oak	Sample Size:	0.122 L	QC Batch:	B7G0014	Date Extracted:	05-Jul-2017 13:36		
Date Collected:	28-Jun-2017 12:40			Date Analyzed:	11-Jul-17 20:02	Column:	BEH C18		
Location:									

Analyte	Conc. (ng/L)	DL	LOD	LOQ	Qualifiers	Labeled Standard	%R	LCL-UCL	Qualifiers
PFBS	5.60	1.83	5.12	8.20	J	IS 13C3-PFBS	88.6	50 - 150	
PFHxA	ND	2.23	5.12	8.20		IS 13C2-PFHxA	107	50 - 150	
PFHpA	3.37	0.606	5.12	8.20	J	IS 13C4-PFHpA	97.2	50 - 150	
PFHxS	5.05	0.971	5.12	8.20	J	IS 18O2-PFHxS	92.6	50 - 150	
PFOA	7.22	0.667	5.12	8.20	J	IS 13C2-PFOA	94.7	50 - 150	
PFOS	7.68	0.827	5.12	8.20	J	IS 13C8-PFOS	88.4	50 - 150	
PFNA	ND	0.830	5.12	8.20		IS 13C5-PFNA	85.1	50 - 150	
PFDA	ND	1.53	5.12	8.20		IS 13C2-PFDA	92.4	50 - 150	
MeFOSAA	ND	1.69	5.12	8.20		IS d3-MeFOSAA	97.5	50 - 150	
PFOA	ND	1.08	5.12	8.20		IS 13C2-PFOA	69.8	50 - 150	
EtFOSAA	ND	1.40	5.12	8.20		IS d5-EtFOSAA	72.3	50 - 150	
PFDoA	ND	0.812	5.12	8.20		IS 13C2-PFDoA	31.2	50 - 150	H
PFTTrDA	ND	0.506	5.12	8.20		IS 13C2-PFTTrDA	20.1	50 - 150	H
PFTeDA	ND	0.774	5.12	8.20					

DL - Detection limit
 RL - Reporting limit

LCL-UCL - Lower control limit - upper control limit
 Results reported to DL.
 When reported, PFBS, PFHxS, PFOA and PFOS include both linear and branched isomers.
 Only the linear isomer is reported for all other analytes.

Sample ID: IRPSite7-GW-FRB01-20170628

Modified EPA Method 537

Client Data		Sample Data		Laboratory Data			
Name:	KMEA	Matrix:	Water	Lab Sample:	1700803-06	Date Received:	30-Jun-2017 9:54
Project:	NSWC White Oak	Sample Size:	0.123 L	QC Batch:	B7G0014	Date Extracted:	05-Jul-2017 13:36
Date Collected:	28-Jun-2017 14:20			Date Analyzed:	11-Jul-17 20:12	Column:	BEH C18
Location:							

Analyte	Conc. (ng/L)	DL	LOD	LOQ	Qualifiers	Labeled Standard	%R	LCL-UCL	Qualifiers
PFBS	ND	1.82	5.08	8.14		IS 13C3-PFBS	95.0	50 - 150	
PFHxA	ND	2.22	5.08	8.14		IS 13C2-PFHxA	101	50 - 150	
PFHpA	ND	0.602	5.08	8.14		IS 13C4-PFHpA	95.1	50 - 150	
PFHxS	ND	0.964	5.08	8.14		IS 18O2-PFHxS	95.9	50 - 150	
PFOA	ND	0.663	5.08	8.14		IS 13C2-PFOA	102	50 - 150	
PFOS	ND	0.821	5.08	8.14		IS 13C8-PFOS	95.2	50 - 150	
PFNA	ND	0.824	5.08	8.14		IS 13C5-PFNA	85.2	50 - 150	
PFDA	ND	1.52	5.08	8.14		IS 13C2-PFDA	88.4	50 - 150	
MeFOSAA	ND	1.68	5.08	8.14		IS d3-MeFOSAA	111	50 - 150	
PFOA	ND	1.07	5.08	8.14		IS 13C2-PFOA	77.2	50 - 150	
EtFOSAA	ND	1.39	5.08	8.14		IS d5-EtFOSAA	84.8	50 - 150	
PFDoA	ND	0.806	5.08	8.14		IS 13C2-PFDoA	27.1	50 - 150	H
PFTTrDA	ND	0.503	5.08	8.14		IS 13C2-PFTTrDA	7.10	50 - 150	H
PFTeDA	ND	0.768	5.08	8.14					

DL - Detection limit
RL - Reporting limit

LCL-UCL - Lower control limit - upper control limit
Results reported to DL.
When reported, PFBS, PFHxS, PFOA and PFOS include both linear and branched isomers.
Only the linear isomer is reported for all other analytes.

Sample ID: IRPSite5-GW-FRB01-20170628

Modified EPA Method 537

Client Data		Sample Data			Laboratory Data				
Name:	KMEA	Matrix:	Water		Lab Sample:	1700803-07	Date Received:	30-Jun-2017 9:54	
Project:	NSWC White Oak	Sample Size:	0.118 L		QC Batch:	B7G0014	Date Extracted:	05-Jul-2017 13:36	
Date Collected:	28-Jun-2017 15:00				Date Analyzed:	11-Jul-17 20:23	Column:	BEH C18	
Location:									

Analyte	Conc. (ng/L)	DL	LOD	LOQ	Qualifiers	Labeled Standard	%R	LCL-UCL	Qualifiers
PFBS	ND	1.90	5.30	8.49		IS 13C3-PFBS	91.8	50 - 150	
PFHxA	ND	2.31	5.30	8.49		IS 13C2-PFHxA	100	50 - 150	
PFHpA	ND	0.627	5.30	8.49		IS 13C4-PFHpA	90.3	50 - 150	
PFHxS	ND	1.01	5.30	8.49		IS 18O2-PFHxS	99.3	50 - 150	
PFOA	ND	0.691	5.30	8.49		IS 13C2-PFOA	93.8	50 - 150	
PFOS	ND	0.857	5.30	8.49		IS 13C8-PFOS	101	50 - 150	
PFNA	ND	0.860	5.30	8.49		IS 13C5-PFNA	86.7	50 - 150	
PFDA	ND	1.58	5.30	8.49		IS 13C2-PFDA	83.9	50 - 150	
MeFOSAA	ND	1.75	5.30	8.49		IS d3-MeFOSAA	96.5	50 - 150	
PFOA	ND	1.11	5.30	8.49		IS 13C2-PFOA	90.5	50 - 150	
EtFOSAA	ND	1.45	5.30	8.49		IS d5-EtFOSAA	86.1	50 - 150	
PFDoA	ND	0.841	5.30	8.49		IS 13C2-PFDoA	23.1	50 - 150	H
PFTTrDA	ND	0.525	5.30	8.49		IS 13C2-PFTeDA	5.20	50 - 150	H
PFTeDA	ND	0.802	5.30	8.49					

DL - Detection limit
 RL - Reporting limit

LCL-UCL - Lower control limit - upper control limit
 Results reported to DL.
 When reported, PFBS, PFHxS, PFOA and PFOS include both linear and branched isomers.
 Only the linear isomer is reported for all other analytes.

Sample ID: IRPSite5-GW-04GW81S-20170628 **Modified EPA Method 537**

Client Data	Sample Data	Laboratory Data
Name: KMEA	Matrix: Water	Lab Sample: 1700803-08 Date Received: 30-Jun-2017 9:54
Project: NSWC White Oak	Sample Size: 0.121 L	QC Batch: B7G0014 Date Extracted: 05-Jul-2017 13:36
Date Collected: 28-Jun-2017 15:52		Date Analyzed: 11-Jul-17 20:34 Column: BEH C18
Location:		

Analyte	Conc. (ng/L)	DL	LOD	LOQ	Qualifiers	Labeled Standard	%R	LCL-UCL	Qualifiers
PFBS	ND	1.85	5.17	8.29		IS 13C3-PFBS	81.0	50 - 150	
PFHxA	ND	2.26	5.17	8.29		IS 13C2-PFHxA	98.3	50 - 150	
PFHpA	ND	0.612	5.17	8.29		IS 13C4-PFHpA	91.7	50 - 150	
PFHxS	4.38	0.981	5.17	8.29	J	IS 18O2-PFHxS	104	50 - 150	
PFOA	1.43	0.674	5.17	8.29	J	IS 13C2-PFOA	88.8	50 - 150	
PFOS	1.61	0.836	5.17	8.29	J	IS 13C8-PFOS	95.1	50 - 150	
PFNA	ND	0.839	5.17	8.29		IS 13C5-PFNA	85.7	50 - 150	
PFDA	ND	1.54	5.17	8.29		IS 13C2-PFDA	79.0	50 - 150	
MeFOSAA	ND	1.71	5.17	8.29		IS d3-MeFOSAA	98.6	50 - 150	
PFOA	ND	1.09	5.17	8.29		IS 13C2-PFOA	78.5	50 - 150	
EtFOSAA	ND	1.42	5.17	8.29		IS d5-EtFOSAA	60.8	50 - 150	
PFDoA	ND	0.821	5.17	8.29		IS 13C2-PFDoA	10.7	50 - 150	H
PFTTrDA	ND	0.512	5.17	8.29		IS 13C2-PFTTrDA	25.6	50 - 150	H
PFTeDA	ND	0.782	5.17	8.29					

DL - Detection limit
RL - Reporting limit

LCL-UCL - Lower control limit - upper control limit
Results reported to DL.
When reported, PFBS, PFHxS, PFOA and PFOS include both linear and branched isomers.
Only the linear isomer is reported for all other analytes.

Sample ID: IRPSite5-GW-04GW80-20170628

Modified EPA Method 537

Client Data		Sample Data			Laboratory Data					
Name:	KMEA	Matrix:	Water		Lab Sample:	1700803-09	Date Received:	30-Jun-2017 9:54		
Project:	NSWC White Oak	Sample Size:	0.119 L		QC Batch:	B7G0014	Date Extracted:	05-Jul-2017 13:36		
Date Collected:	28-Jun-2017 17:05				Date Analyzed:	11-Jul-17 20:44 Column: BEH C18				
Location:										

Analyte	Conc. (ng/L)	DL	LOD	LOQ	Qualifiers	Labeled Standard	%R	LCL-UCL	Qualifiers
PFBS	12.4	1.88	5.25	8.41		IS 13C3-PFBS	90.6	50 - 150	
PFHxA	19.5	2.29	5.25	8.41		IS 13C2-PFHxA	110	50 - 150	
PFHpA	7.88	0.621	5.25	8.41	J	IS 13C4-PFHpA	95.0	50 - 150	
PFHxS	155	0.995	5.25	8.41		IS 18O2-PFHxS	104	50 - 150	
PFOA	18.9	0.684	5.25	8.41		IS 13C2-PFOA	87.4	50 - 150	
PFOS	94.3	0.848	5.25	8.41		IS 13C8-PFOS	111	50 - 150	
PFNA	ND	0.851	5.25	8.41		IS 13C5-PFNA	90.7	50 - 150	
PFDA	ND	1.57	5.25	8.41		IS 13C2-PFDA	83.8	50 - 150	
MeFOSAA	ND	1.73	5.25	8.41		IS d3-MeFOSAA	128	50 - 150	
PFOA	ND	1.10	5.25	8.41		IS 13C2-PFOA	90.2	50 - 150	
EtFOSAA	ND	1.44	5.25	8.41		IS d5-EtFOSAA	93.6	50 - 150	
PFDoA	ND	0.832	5.25	8.41		IS 13C2-PFDoA	36.6	50 - 150	H
PFTTrDA	ND	0.519	5.25	8.41		IS 13C2-PFTTrDA	26.3	50 - 150	H
PFTeDA	ND	0.794	5.25	8.41					

DL - Detection limit
 RL - Reporting limit

LCL-UCL - Lower control limit - upper control limit
 Results reported to DL.
 When reported, PFBS, PFHxS, PFOA and PFOS include both linear and branched isomers.
 Only the linear isomer is reported for all other analytes.

Matrix Spike Results

Modified EPA Method 537

Source Client ID: IRPSite5-GW-04GW80-20170628	QC Batch: B7G0014	Lab Sample: B7G0014-MS1/B7G0014-MSD1
Source LabNumber: 1700803-09	Date Extracted: 05-Jul-2017 13:36	Date Analyzed: 11-Jul-17 20:55 Column: BEH C18
Matrix: Aqueous		11-Jul-17 21:06 Column: BEH C18
Sample Size: 0.122/0.118 L		

Analyte	Spike-MS (ng/L)	MS %R	MS Qual.	Spike-MSD (ng/L)	MSD %R	MSD RPD	MSD Qual.	%R Limit	%RPD Limit	Labeled Standard	MS %R	MS Qualifiers	MSD %R	MS Qual.
PFBS	82.2	75.1		84.7	83.8	11.0		70 - 130	25	IS 13C3-PFBS	93.6		89.5	
PFHxA	82.2	85.2		84.7	88.8	4.14		70 - 130	25	IS 13C2-PFHxA	104		108	
PFHpA	82.2	80.5		84.7	81.1	0.743		70 - 130	25	IS 13C4-PFHpA	92.7		92.9	
PFHxS	82.2	99.0		84.7	102	2.99		70 - 130	25	IS 18O2-PFHxS	101		100	
PFOA	82.2	85.0		84.7	79.9	6.19		70 - 130	25	IS 13C2-PFOA	101		91.8	
PFOS	82.2	117		84.7	121	3.36		70 - 130	25	IS 13C8-PFOS	93.5		96.7	
PFNA	82.2	81.6		84.7	80.1	1.86		70 - 130	25	IS 13C5-PFNA	92.4		93.3	
PFDA	82.2	82.4		84.7	75.2	9.14		70 - 130	25	IS 13C2-PFDA	98.0		94.6	
MeFOSAA	82.2	88.3		84.7	90.1	2.02		70 - 130	25	IS d3-MeFOSAA	118		130	
PFUnA	82.2	72.4		84.7	83.7	14.5		70 - 130	25	IS 13C2-PFUnA	97.2		89.3	
EtFOSAA	82.2	85.1		84.7	109	24.6		70 - 130	25	IS d5-EtFOSAA	88.2		78.5	
PFDoA	82.2	93.0		84.7	185	66.2	H	70 - 130	25	IS 13C2-PFDoA	20.8	H	13.7	H
PFTrDA	82.2	58.7	H	84.7	122	70.1	H	60 - 130	25	IS 13C2-PFTrDA	12.2	H	19.2	H
PFTeDA	82.2	82.1		84.7	90.9	10.2		70 - 130	25					

When reported, PFBS, PFHxS, PFOA and PFOS include both linear and branched isomers. Only the linear isomer is reported for all other analytes.

Sample ID: EB02

Modified EPA Method 537

Client Data		Sample Data			Laboratory Data					
Name:	KMEA	Matrix:	Water		Lab Sample:	1700803-10	Date Received:	30-Jun-2017 9:54		
Project:	NSWC White Oak	Sample Size:	0.110 L		QC Batch:	B7G0014	Date Extracted:	05-Jul-2017 13:36		
Date Collected:	29-Jun-2017 8:40				Date Analyzed:	11-Jul-17 21:17 Column: BEH C18				
Location:										

Analyte	Conc. (ng/L)	DL	LOD	LOQ	Qualifiers	Labeled Standard	%R	LCL-UCL	Qualifiers
PFBS	ND	2.04	5.68	9.13		IS 13C3-PFBS	87.7	50 - 150	
PFHxA	ND	2.49	5.68	9.13		IS 13C2-PFHxA	96.9	50 - 150	
PFHpA	ND	0.674	5.68	9.13		IS 13C4-PFHpA	89.1	50 - 150	
PFHxS	ND	1.08	5.68	9.13		IS 18O2-PFHxS	107	50 - 150	
PFOA	ND	0.743	5.68	9.13		IS 13C2-PFOA	97.8	50 - 150	
PFOS	ND	0.921	5.68	9.13		IS 13C8-PFOS	90.6	50 - 150	
PFNA	ND	0.924	5.68	9.13		IS 13C5-PFNA	88.3	50 - 150	
PFDA	ND	1.70	5.68	9.13		IS 13C2-PFDA	93.3	50 - 150	
MeFOSAA	ND	1.88	5.68	9.13		IS d3-MeFOSAA	115	50 - 150	
PFOA	ND	1.20	5.68	9.13		IS 13C2-PFOA	75.0	50 - 150	
EtFOSAA	ND	1.56	5.68	9.13		IS d5-EtFOSAA	88.7	50 - 150	
PFDoA	ND	0.904	5.68	9.13		IS 13C2-PFDoA	20.3	50 - 150	H
PFTTrDA	ND	0.564	5.68	9.13		IS 13C2-PFTTrDA	10.9	50 - 150	H
PFTeDA	ND	0.861	5.68	9.13					

DL - Detection limit
 RL - Reporting limit

LCL-UCL - Lower control limit - upper control limit
 Results reported to DL.
 When reported, PFBS, PFHxS, PFOA and PFOS include both linear and branched isomers.
 Only the linear isomer is reported for all other analytes.

DATA QUALIFIERS & ABBREVIATIONS

B	This compound was also detected in the method blank.
D	Dilution
E	The associated compound concentration exceeded the calibration range of the instrument.
H	Recovery and/or RPD was outside laboratory acceptance limits.
I	Chemical Interference
J	The amount detected is below the Reporting Limit/LOQ.
M	Estimated Maximum Possible Concentration. (CA Region 2 projects only)
*	See Cover Letter
Conc.	Concentration
NA	Not applicable
ND	Not Detected
TEQ	Toxic Equivalency

Unless otherwise noted, solid sample results are reported in dry weight. Tissue samples are reported in wet weight.

CERTIFICATIONS

Accrediting Authority	Certificate Number
Arkansas Department of Environmental Quality	17-015-0
California Department of Health – ELAP	2892
DoD ELAP - A2LA Accredited - ISO/IEC 17025:2005	3091.01
Florida Department of Health	E87777-18
Hawaii Department of Health	N/A
Louisiana Department of Environmental Quality	01977
Maine Department of Health	2016026
Minnesota Department of Health	1175673
Nevada Division of Environmental Protection	CA004132017-1
New Hampshire Environmental Accreditation Program	207716
New Jersey Department of Environmental Protection	CA003
New York Department of Health	11411
Oregon Laboratory Accreditation Program	4042-008
Pennsylvania Department of Environmental Protection	013
Texas Commission on Environmental Quality	T104704189-17-8
Virginia Department of General Services	8621
Washington Department of Ecology	C584
Wisconsin Department of Natural Resources	998036160

Current certificates and lists of licensed parameters are located in the Quality Assurance office and are available upon request.

NELAP Accredited Test Methods

MATRIX: Air	
Description of Test	Method
Determination of Polychlorinated p-Dioxins & Polychlorinated Dibenzofurans	EPA 23

MATRIX: Biological Tissue	
Description of Test	Method
Tetra- through Octa-Chlorinated Dioxins and Furans by Isotope Dilution GC/HRMS	EPA 1613B
Brominated Diphenyl Ethers by HRGC/HRMS	EPA 1614A
Chlorinated Biphenyl Congeners in Water, Soil, Sediment, and Tissue by GC/HRMS	EPA 1668A/C
Pesticides in Water, Soil, Sediment, Biosolids, and Tissue by HRGC/HRMS	EPA 1699
Perfluorinated Alkyl Acids in Drinking Water by SPE and LC/MS/MS	EPA 537
Polychlorinated Dibenzo-p-Dioxins and Polychlorinated Dibenzofurans by GC/HRMS	EPA 8280A/B
Polychlorinated Dibenzodioxins (PCDDs) and Polychlorinated Dibenzofurans (PCDFs) by GC/HRMS	EPA 8290/8290A

MATRIX: Drinking Water	
Description of Test	Method
2,3,7,8-Tetrachlorodibenzo- p-dioxin (2,3,7,8-TCDD) GC/HRMS	EPA 1613
Perfluorinated Alkyl Acids in Drinking Water by SPE and LC/MS/MS	EPA 537

MATRIX: Non-Potable Water	
Description of Test	Method
Tetra- through Octa-Chlorinated Dioxins and Furans by Isotope Dilution GC/HRMS	EPA 1613B
Brominated Diphenyl Ethers by HRGC/HRMS	EPA 1614A
Chlorinated Biphenyl Congeners in Water, Soil, Sediment, and Tissue by GC/HRMS	EPA 1668A/C
Pesticides in Water, Soil, Sediment, Biosolids, and Tissue by HRGC/HRMS	EPA 1699
Perfluorinated Alkyl Acids in Drinking Water by SPE and LC/MS/MS	EPA 537
Dioxin by GC/HRMS	EPA 613
Polychlorinated Dibenzo-p-Dioxins and Polychlorinated Dibenzofurans by GC/HRMS	EPA 8280A/B
Polychlorinated Dibenzodioxins (PCDDs) and Polychlorinated Dibenzofurans (PCDFs) by GC/HRMS	EPA 8290/8290A

MATRIX: Solids	
Description of Test	Method
Tetra-Octa Chlorinated Dioxins and Furans by Isotope Dilution GC/HRMS	EPA 1613
Tetra- through Octa-Chlorinated Dioxins and Furans by Isotope	EPA 1613B

Dilution GC/HRMS	
Brominated Diphenyl Ethers by HRGC/HRMS	EPA 1614A
Chlorinated Biphenyl Congeners in Water, Soil, Sediment, and Tissue by GC/HRMS	EPA 1668A/C
Perfluorinated Alkyl Acids in Drinking Water by SPE and LC/MS/MS	EPA 537
Polychlorinated Dibenzo-p-Dioxins and Polychlorinated Dibenzofurans by GC/HRMS	EPA 8280A/B
Polychlorinated Dibenzodioxins (PCDDs) and Polychlorinated Dibenzofurans (PCDFs) by GC/HRMS	EPA 8290/8290A

Sample Log-in Checklist

 Vista Work Order #: 1700803 TAT 14

Samples Arrival:	Date/Time <u>06/30/17 0954</u>	Initials: <u>CBAB</u>	Location: <u>WR-2</u> Shelf/Rack: <u>NA</u>				
Logged In:	Date/Time <u>06/30/17 1434</u>	Initials: <u>CBAB</u>	Location: <u>WR-2</u> Shelf/Rack: <u>E5</u>				
Delivered By:	<input checked="" type="checkbox"/> FedEx	<input type="checkbox"/> UPS	<input type="checkbox"/> On Trac	<input type="checkbox"/> GSO	<input type="checkbox"/> DHL	<input type="checkbox"/> Hand Delivered	<input type="checkbox"/> Other
Preservation:	<input checked="" type="checkbox"/> Ice	<input type="checkbox"/> Blue Ice	<input type="checkbox"/> Dry Ice	<input type="checkbox"/> None			
Temp °C: <u>1.5</u> (uncorrected)	Time: <u>1013</u>		Thermometer ID: DT-3				
Temp °C: <u>0.8</u> (corrected)	Probe used: Yes <input checked="" type="checkbox"/> No <input type="checkbox"/>						

	YES	NO	NA	
Adequate Sample Volume Received?	<input checked="" type="checkbox"/>			
Holding Time Acceptable?	<input checked="" type="checkbox"/>			
Shipping Container(s) Intact?	<input checked="" type="checkbox"/>			
Shipping Custody Seals Intact?	<input checked="" type="checkbox"/>			
Shipping Documentation Present?	<input checked="" type="checkbox"/>			
Airbill	Trk # <u>8081 9079 5297</u>	<input checked="" type="checkbox"/>		
Sample Container Intact?	<input checked="" type="checkbox"/>			
Sample Custody Seals Intact?			<input checked="" type="checkbox"/>	
Chain of Custody / Sample Documentation Present?	<input checked="" type="checkbox"/>			
COC Anomaly/Sample Acceptance Form completed?		<input checked="" type="checkbox"/>	<input checked="" type="checkbox"/>	
If Chlorinated or Drinking Water Samples, Acceptable Preservation?			<input checked="" type="checkbox"/>	
Preservation Documented:	<input type="checkbox"/> Na ₂ S ₂ O ₃	<input type="checkbox"/> Trizma	<input type="checkbox"/> None	Yes <input type="checkbox"/> No <input checked="" type="checkbox"/> NA <input type="checkbox"/>
Shipping Container	<input type="checkbox"/> Vista	<input checked="" type="checkbox"/> Client	<input type="checkbox"/> Retain	<input checked="" type="checkbox"/> Return <input type="checkbox"/> Dispose

Comments: Sample label ID: IRP site 5-GW-04GW815-
 COC ID IRP site 5-GW-04GW815-20170628 (date omitted) on label

July 20, 2017

Vista Work Order No. 1700803

Ms. Nia Nikmanesh
KMEA
2423 Hoover Avenue
National City, CA 91950

Dear Ms. Nikmanesh,

Enclosed are the results for the sample set received at Vista Analytical Laboratory on June 30, 2017. This sample set was analyzed on a rush turn-around time, under your Project Name 'NSWC White Oak'.

Vista Analytical Laboratory is committed to serving you effectively. If you require additional information, please contact me at 916-673-1520 or by email at mmaier@vista-analytical.com.

Thank you for choosing Vista as part of your analytical support team.

Sincerely,



Martha Maier
Laboratory Director



Vista Analytical Laboratory certifies that the report herein meets all the requirements set forth by NELAP for those applicable test methods. Results relate only to the samples as received by the laboratory. This report should not be reproduced except in full without the written approval of Vista.

Vista Work Order No. 1700803

Case Narrative

Sample Condition on Receipt:

Ten water samples were received in good condition and within the method temperature requirements. The samples were received and stored securely in accordance with Vista standard operating procedures and EPA methodology.

Analytical Notes:

Modified EPA Method 537

Samples "SB01", "IRPSite7-GW-FD01-20170628", "IRPSite7-GW-FRB01-20170628", "IRPSite5-GW-04GW81S-20170628and", and "IRPSite5-GW-04GW80-20170628" contained particulate and were centrifuged prior to extraction.

The samples were extracted and analyzed for a selected list of 14 PFAS using Modified EPA Method 537.

Holding Times

The samples were extracted and analyzed within the method hold times.

Quality Control

The Initial Calibration and Continuing Calibration Verifications met the method acceptance criteria.

A Method Blank and Ongoing Precision and Recovery (OPR) sample were extracted and analyzed in two preparation batches (B7G0014 and B7G0054). No analytes were detected in the Method Blank above 1/2 the LOQ. The OPR recoveries for PFTrDA and labeled standards 13C2-PFDoA and 13C2-PFteDA were outside of the method acceptance criteria in batch B7G0014. The OPR recoveries for PFDoA, PFTrDA, and labeled standards d5-EtFOSAA, 13C2-PFDoA, and 13C2-PFteDA were outside of the method acceptance criteria in batch B7G0054. All other OPR recoveries were within the method acceptance criteria.

The labeled standard recoveries outside the acceptance criteria are listed in the table below.

As requested, an MS/MSD was performed on sample "IRPSite5-GW-04GW80-20170628".

QC Anomalies

LabNumber	SampleName	Analysis	Analyte	Flag	%Rec
1700803-01	SB01	Modified EPA Method 537	13C2-PFDoA	H	29.5
1700803-01	SB01	Modified EPA Method 537	13C2-PFTeDA	H	20.9
1700803-02	EB01	Modified EPA Method 537	13C2-PFDoA	H	27.5
1700803-02	EB01	Modified EPA Method 537	13C2-PFTeDA	H	24.2
1700803-03	IRPSite7-GW-46GW205-20170628	Modified EPA Method 537	13C2-PFDoA	H	4.20
1700803-03	IRPSite7-GW-46GW205-20170628	Modified EPA Method 537	13C2-PFTeDA	H	4.90
1700803-04	IRPSite7-GW-FD01-20170628	Modified EPA Method 537	13C2-PFDoA	H	19.4
1700803-04	IRPSite7-GW-FD01-20170628	Modified EPA Method 537	13C2-PFTeDA	H	9.60
1700803-05	IRPSite7-GW-07GW202-20170628	Modified EPA Method 537	13C2-PFDoA	H	31.2
1700803-05	IRPSite7-GW-07GW202-20170628	Modified EPA Method 537	13C2-PFTeDA	H	20.1
1700803-06	IRPSite7-GW-FRB01-20170628	Modified EPA Method 537	13C2-PFDoA	H	27.1
1700803-06	IRPSite7-GW-FRB01-20170628	Modified EPA Method 537	13C2-PFTeDA	H	7.10
1700803-07	IRPSite5-GW-FRB01-20170628	Modified EPA Method 537	13C2-PFDoA	H	23.1
1700803-07	IRPSite5-GW-FRB01-20170628	Modified EPA Method 537	13C2-PFTeDA	H	5.20
1700803-08	IRPSite5-GW-04GW81S-20170628	Modified EPA Method 537	13C2-PFDoA	H	10.7
1700803-08	IRPSite5-GW-04GW81S-20170628	Modified EPA Method 537	13C2-PFTeDA	H	25.6
1700803-09	IRPSite5-GW-04GW80-20170628	Modified EPA Method 537	13C2-PFDoA	H	36.6
1700803-09	IRPSite5-GW-04GW80-20170628	Modified EPA Method 537	13C2-PFTeDA	H	26.3
1700803-10	EB02	Modified EPA Method 537	13C2-PFDoA	H	20.3
1700803-10	EB02	Modified EPA Method 537	13C2-PFTeDA	H	10.9
B7G0014-BLK1	B7G0014-BLK1	Modified EPA Method 537	13C2-PFDoA	H	29.5
B7G0014-BLK1	B7G0014-BLK1	Modified EPA Method 537	13C2-PFTeDA	H	11.3
B7G0014-BS1	B7G0014-BS1	Modified EPA Method 537	13C2-PFDoA	H	15.3
B7G0014-BS1	B7G0014-BS1	Modified EPA Method 537	13C2-PFTeDA	H	4.40
B7G0014-MS1	B7G0014-MS1	Modified EPA Method 537	13C2-PFDoA	H	20.8
B7G0014-MS1	B7G0014-MS1	Modified EPA Method 537	13C2-PFTeDA	H	12.2
B7G0014-MSD1	B7G0014-MSD1	Modified EPA Method 537	13C2-PFDoA	H	13.7
B7G0014-MSD1	B7G0014-MSD1	Modified EPA Method 537	13C2-PFTeDA	H	19.2
B7G0054-BLK1	B7G0054-BLK1	Modified EPA Method 537	13C2-PFDoA	H	14.0
B7G0054-BLK1	B7G0054-BLK1	Modified EPA Method 537	13C2-PFTeDA	H	39.8
B7G0054-BS1	B7G0054-BS1	Modified EPA Method 537	d5-EtFOSAA	H	43.6
B7G0054-BS1	B7G0054-BS1	Modified EPA Method 537	13C2-PFDoA	H	33.3
B7G0054-BS1	B7G0054-BS1	Modified EPA Method 537	13C2-PFTeDA	H	212

H = Recovery was outside laboratory acceptance criteria.

TABLE OF CONTENTS

Case Narrative.....	1
Table of Contents.....	4
Sample Inventory.....	5
Analytical Results.....	6
Qualifiers.....	22
Certifications.....	23
Sample Receipt.....	26
Extraction Information.....	28
Sample Data - Modified EPA Method 537.....	36
Continuing Calibration.....	165
Initial Calibration.....	215

Sample Inventory Report

Vista Sample ID	Client Sample ID	Sampled	Received	Components/Containers
1700803-01	SB01	28-Jun-17 09:44	30-Jun-17 09:54	HDPE Bottle, 125 mL HDPE Bottle, 125 mL
1700803-02	EB01	28-Jun-17 09:50	30-Jun-17 09:54	HDPE Bottle, 125 mL HDPE Bottle, 125 mL
1700803-03	IRPSite7-GW-46GW205-20170628	28-Jun-17 11:23	30-Jun-17 09:54	HDPE Bottle, 125 mL HDPE Bottle, 125 mL
1700803-04	IRPSite7-GW-FD01-20170628	28-Jun-17 11:25	30-Jun-17 09:54	HDPE Bottle, 125 mL HDPE Bottle, 125 mL
1700803-05	IRPSite7-GW-07GW202-20170628	28-Jun-17 12:40	30-Jun-17 09:54	HDPE Bottle, 125 mL HDPE Bottle, 125 mL
1700803-06	IRPSite7-GW-FRB01-20170628	28-Jun-17 14:20	30-Jun-17 09:54	HDPE Bottle, 125 mL HDPE Bottle, 125 mL
1700803-07	IRPSite5-GW-FRB01-20170628	28-Jun-17 15:00	30-Jun-17 09:54	HDPE Bottle, 125 mL HDPE Bottle, 125 mL
1700803-08	IRPSite5-GW-04GW81S-20170628	28-Jun-17 15:52	30-Jun-17 09:54	HDPE Bottle, 125 mL HDPE Bottle, 125 mL
1700803-09	IRPSite5-GW-04GW80-20170628	28-Jun-17 17:05	30-Jun-17 09:54	MS/MSD HDPE Bottle, 125 mL MS/MSD HDPE Bottle, 125 mL MS/MSD HDPE Bottle, 125 mL MS/MSD HDPE Bottle, 125 mL MS/MSD HDPE Bottle, 125 mL
1700803-10	EB02	29-Jun-17 08:40	30-Jun-17 09:54	HDPE Bottle, 125 mL HDPE Bottle, 125 mL

ANALYTICAL RESULTS

Sample ID: Method Blank **Modified EPA Method 537**

Matrix: Aqueous	QC Batch: B7G0014	Lab Sample: B7G0014-BLK1
Sample Size: 0.125 L	Date Extracted: 05-Jul-2017 13:36	Date Analyzed: 11-Jul-17 18:37 Column: BEH C18

Analyte	Conc. (ng/L)	DL	LOD	LOQ	Qualifiers	Labeled Standard	%R	LCL-UCL	Qualifiers
PFBS	ND	1.79	5.00	8.00		IS 13C3-PFBS	84.6	50 - 150	
PFHxA	ND	2.18	5.00	8.00		IS 13C2-PFHxA	99.1	50 - 150	
PFHpA	ND	0.591	5.00	8.00		IS 13C4-PFHpA	97.9	50 - 150	
PFHxS	ND	0.947	5.00	8.00		IS 18O2-PFHxS	92.4	50 - 150	
PFOA	ND	0.651	5.00	8.00		IS 13C2-PFOA	92.0	50 - 150	
PFOS	ND	0.807	5.00	8.00		IS 13C8-PFOS	96.1	50 - 150	
PFNA	ND	0.810	5.00	8.00		IS 13C5-PFNA	91.6	50 - 150	
PFDA	ND	1.49	5.00	8.00		IS 13C2-PFDA	91.9	50 - 150	
MeFOSAA	ND	1.65	5.00	8.00		IS d3-MeFOSAA	126	50 - 150	
PFUnA	ND	1.05	5.00	8.00		IS 13C2-PFUnA	94.1	50 - 150	
EtFOSAA	ND	1.37	5.00	8.00		IS d5-EtFOSAA	83.7	50 - 150	
PFDaA	ND	0.792	5.00	8.00		IS 13C2-PFDaA	29.5	50 - 150	H
PFTeDA	ND	0.494	5.00	8.00		IS 13C2-PFTeDA	11.3	50 - 150	H
PFTeDA	ND	0.755	5.00	8.00					

DL - Detection limit
 RL - Reporting limit

LCL-UCL - Lower control limit - upper control limit
 Results reported to DL.
 When reported, PFBS, PFHxS, PFOA and PFOS include both linear and branched isomers.
 Only the linear isomer is reported for all other analytes.

Sample ID: OPR

Modified EPA Method 537

Matrix: Aqueous Sample Size: 0.125 L	QC Batch: B7G0014 Date Extracted: 05-Jul-2017 13:36	Lab Sample: B7G0014-BS1 Date Analyzed: 11-Jul-17 18:04 Column: BEH C18					
Analyte	Amt Found (ng/L)	Spike Amt	%R	Limits	Labeled Standard	%R	LCL-UCL
PFBS	69.0	80.0	86.3	70 - 130	IS 13C3-PFBS	83.0	50 - 150
PFHxA	66.1	80.0	82.6	70 - 130	IS 13C2-PFHxA	110	50 - 150
PFHpA	63.4	80.0	79.3	70 - 130	IS 13C4-PFHpA	93.5	50 - 150
PFHxS	77.7	80.0	97.2	70 - 130	IS 18O2-PFHxS	102	50 - 150
PFOA	63.6	80.0	79.5	70 - 130	IS 13C2-PFOA	98.8	50 - 150
PFOS	70.5	80.0	88.1	70 - 130	IS 13C8-PFOS	103	50 - 150
PFNA	70.7	80.0	88.4	70 - 130	IS 13C5-PFNA	90.2	50 - 150
PFDA	60.3	80.0	75.4	70 - 130	IS 13C2-PFDA	80.3	50 - 150
MeFOSAA	69.6	80.0	86.9	70 - 130	IS d3-MeFOSAA	76.6	50 - 150
PFUnA	59.3	80.0	74.2	70 - 130	IS 13C2-PFUnA	73.1	50 - 150
EtFOSAA	76.0	80.0	95.0	70 - 130	IS d5-EtFOSAA	59.8	50 - 150
PFDoA	92.7	80.0	116	70 - 130	IS 13C2-PFDoA	15.3	50 - 150
PFTTrDA	26.2	80.0	32.8	60 - 130	IS 13C2-PFTTeDA	4.40	50 - 150
PFTeDA	69.4	80.0	86.8	70 - 130			

LCL-UCL - Lower control limit - upper control limit

Sample ID: Method Blank						Modified EPA Method 537			
Matrix: Aqueous Sample Size: 0.125 L		QC Batch: B7G0054 Date Extracted: 12-Jul-2017 15:51		Lab Sample: B7G0054-BLK1 Date Analyzed: 13-Jul-17 17:22 Column: BEH C18					
Analyte	Conc. (ng/L)	DL	LOD	LOQ	Qualifiers	Labeled Standard	%R	LCL-UCL	Qualifiers
PFBS	ND	1.79	5.00	8.00		IS 13C3-PFBS	98.4	50 - 150	
PFHxA	ND	2.18	5.00	8.00		IS 13C2-PFHxA	84.1	50 - 150	
PFHpA	ND	0.591	5.00	8.00		IS 13C4-PFHpA	73.6	50 - 150	
PFHxS	ND	0.947	5.00	8.00		IS 18O2-PFHxS	97.1	50 - 150	
PFOA	ND	0.651	5.00	8.00		IS 13C2-PFOA	81.0	50 - 150	
PFOS	ND	0.807	5.00	8.00		IS 13C8-PFOS	74.3	50 - 150	
PFNA	ND	0.810	5.00	8.00		IS 13C5-PFNA	79.0	50 - 150	
PFDA	ND	1.49	5.00	8.00		IS 13C2-PFDA	73.9	50 - 150	
MeFOSAA	ND	1.65	5.00	8.00		IS d3-MeFOSAA	101	50 - 150	
PFUnA	ND	1.05	5.00	8.00		IS 13C2-PFUnA	61.5	50 - 150	
EtFOSAA	ND	1.37	5.00	8.00		IS d5-EtFOSAA	73.7	50 - 150	
PFDaA	ND	0.792	5.00	8.00		IS 13C2-PFDaA	14.0	50 - 150	H
PFTeDA	ND	0.494	5.00	8.00		IS 13C2-PFTeDA	39.8	50 - 150	H
PFTeDA	ND	0.755	5.00	8.00					

DL - Detection limit
RL - Reporting limit

LCL-UCL - Lower control limit - upper control limit
Results reported to DL.
When reported, PFBS, PFHxS, PFOA and PFOS include both linear and branched isomers.
Only the linear isomer is reported for all other analytes.

Sample ID: OPR

Modified EPA Method 537

Matrix: Aqueous Sample Size: 0.125 L	QC Batch: B7G0054 Date Extracted: 12-Jul-2017 15:51	Lab Sample: B7G0054-BS1 Date Analyzed: 13-Jul-17 16:49 Column: BEH C18					
Analyte	Amt Found (ng/L)	Spike Amt	%R	Limits	Labeled Standard	%R	LCL-UCL
PFBS	70.7	80.0	88.4	70 - 130	IS 13C3-PFBS	97.9	50 - 150
PFHxA	73.2	80.0	91.5	70 - 130	IS 13C2-PFHxA	87.4	50 - 150
PFHpA	68.8	80.0	85.9	70 - 130	IS 13C4-PFHpA	73.9	50 - 150
PFHxS	77.0	80.0	96.2	70 - 130	IS 18O2-PFHxS	87.8	50 - 150
PFOA	72.0	80.0	90.0	70 - 130	IS 13C2-PFOA	73.5	50 - 150
PFOS	75.8	80.0	94.7	70 - 130	IS 13C8-PFOS	86.6	50 - 150
PFNA	61.7	80.0	77.2	70 - 130	IS 13C5-PFNA	75.8	50 - 150
PFDA	74.4	80.0	93.0	70 - 130	IS 13C2-PFDA	79.6	50 - 150
MeFOSAA	65.3	80.0	81.6	70 - 130	IS d3-MeFOSAA	84.2	50 - 150
PFUnA	71.6	80.0	89.5	70 - 130	IS 13C2-PFUnA	64.2	50 - 150
EtFOSAA	102	80.0	128	70 - 130	IS d5-EtFOSAA	43.6	50 - 150
PFDoA	173	80.0	216	70 - 130	IS 13C2-PFDoA	33.3	50 - 150
PFTTrDA	178	80.0	222	60 - 130	IS 13C2-PFTTeDA	212	50 - 150
PFTeDA	71.4	80.0	89.2	70 - 130			

LCL-UCL - Lower control limit - upper control limit

Sample ID: SB01

Modified EPA Method 537

Client Data		Sample Data		Laboratory Data			
Name:	KMEA	Matrix:	Water	Lab Sample:	1700803-01	Date Received:	30-Jun-2017 9:54
Project:	NSWC White Oak	Sample Size:	0.120 L	QC Batch:	B7G0014	Date Extracted:	05-Jul-2017 13:36
Date Collected:	28-Jun-2017 9:44			Date Analyzed:	11-Jul-17 19:30	Column:	BEH C18
Location:							

Analyte	Conc. (ng/L)	DL	LOD	LOQ	Qualifiers	Labeled Standard	%R	LCL-UCL	Qualifiers
PFBS	ND	1.86	5.21	8.31		IS 13C3-PFBS	86.4	50 - 150	
PFHxA	ND	2.26	5.21	8.31		IS 13C2-PFHxA	107	50 - 150	
PFHpA	ND	0.614	5.21	8.31		IS 13C4-PFHpA	93.2	50 - 150	
PFHxS	ND	0.984	5.21	8.31		IS 18O2-PFHxS	111	50 - 150	
PFOA	ND	0.676	5.21	8.31		IS 13C2-PFOA	96.4	50 - 150	
PFOS	ND	0.838	5.21	8.31		IS 13C8-PFOS	95.5	50 - 150	
PFNA	ND	0.841	5.21	8.31		IS 13C5-PFNA	83.4	50 - 150	
PFDA	ND	1.55	5.21	8.31		IS 13C2-PFDA	75.9	50 - 150	
MeFOSAA	ND	1.71	5.21	8.31		IS d3-MeFOSAA	109	50 - 150	
PFOA	ND	1.09	5.21	8.31		IS 13C2-PFOA	80.2	50 - 150	
EtFOSAA	ND	1.42	5.21	8.31		IS d5-EtFOSAA	80.6	50 - 150	
PFDoA	ND	0.823	5.21	8.31		IS 13C2-PFDoA	29.5	50 - 150	H
PFTTrDA	ND	0.513	5.21	8.31		IS 13C2-PFTeDA	20.9	50 - 150	H
PFTeDA	ND	0.784	5.21	8.31					

DL - Detection limit
RL - Reporting limit

LCL-UCL - Lower control limit - upper control limit
Results reported to DL.
When reported, PFBS, PFHxS, PFOA and PFOS include both linear and branched isomers.
Only the linear isomer is reported for all other analytes.

Sample ID: EB01

Modified EPA Method 537

Client Data		Sample Data		Laboratory Data	
Name:	KMEA	Matrix:	Water	Lab Sample:	1700803-02
Project:	NSWC White Oak	Sample Size:	0.121 L	QC Batch:	B7G0054
Date Collected:	28-Jun-2017 9:50			Date Analyzed:	13-Jul-17 20:13
Location:				Column:	BEH C18
				Date Received:	30-Jun-2017 9:54
				Date Extracted:	12-Jul-2017 15:51

Analyte	Conc. (ng/L)	DL	LOD	LOQ	Qualifiers	Labeled Standard	%R	LCL-UCL	Qualifiers
PFBS	ND	1.85	5.17	8.27		IS 13C3-PFBS	110	50 - 150	
PFHxA	ND	2.25	5.17	8.27		IS 13C2-PFHxA	89.7	50 - 150	
PFHpA	ND	0.611	5.17	8.27		IS 13C4-PFHpA	80.0	50 - 150	
PFHxS	ND	0.979	5.17	8.27		IS 18O2-PFHxS	98.9	50 - 150	
PFOA	ND	0.673	5.17	8.27		IS 13C2-PFOA	73.2	50 - 150	
PFOS	ND	0.834	5.17	8.27		IS 13C8-PFOS	92.7	50 - 150	
PFNA	ND	0.837	5.17	8.27		IS 13C5-PFNA	89.5	50 - 150	
PFDA	ND	1.54	5.17	8.27		IS 13C2-PFDA	82.2	50 - 150	
MeFOSAA	ND	1.71	5.17	8.27		IS d3-MeFOSAA	59.8	50 - 150	
PFUnA	ND	1.09	5.17	8.27		IS 13C2-PFUnA	66.6	50 - 150	
EtFOSAA	ND	1.42	5.17	8.27		IS d5-EtFOSAA	73.4	50 - 150	
PFDoA	ND	0.819	5.17	8.27		IS 13C2-PFDoA	27.5	50 - 150	H
PFTTrDA	ND	0.511	5.17	8.27		IS 13C2-PFTTeDA	24.2	50 - 150	H
PFTeDA	ND	0.780	5.17	8.27					

DL - Detection limit
RL - Reporting limit

LCL-UCL - Lower control limit - upper control limit
Results reported to DL.
When reported, PFBS, PFHxS, PFOA and PFOS include both linear and branched isomers.
Only the linear isomer is reported for all other analytes.

Sample ID: IRPSite7-GW-46GW205-20170628

Modified EPA Method 537

Client Data		Sample Data		Laboratory Data			
Name:	KMEA	Matrix:	Water	Lab Sample:	1700803-03	Date Received:	30-Jun-2017 9:54
Project:	NSWC White Oak	Sample Size:	0.118 L	QC Batch:	B7G0014	Date Extracted:	05-Jul-2017 13:36
Date Collected:	28-Jun-2017 11:23			Date Analyzed:	11-Jul-17 19:41	Column:	BEH C18
Location:							

Analyte	Conc. (ng/L)	DL	LOD	LOQ	Qualifiers	Labeled Standard	%R	LCL-UCL	Qualifiers
PFBS	6.05	1.90	5.30	8.49	J	IS 13C3-PFBS	85.7	50 - 150	
PFHxA	ND	2.31	5.30	8.49		IS 13C2-PFHxA	102	50 - 150	
PFHpA	2.92	0.628	5.30	8.49	J	IS 13C4-PFHpA	94.4	50 - 150	
PFHxS	7.69	1.01	5.30	8.49	J	IS 18O2-PFHxS	113	50 - 150	
PFOA	7.05	0.691	5.30	8.49	J	IS 13C2-PFOA	82.7	50 - 150	
PFOS	6.07	0.857	5.30	8.49	J	IS 13C8-PFOS	97.9	50 - 150	
PFNA	ND	0.860	5.30	8.49		IS 13C5-PFNA	85.3	50 - 150	
PFDA	ND	1.58	5.30	8.49		IS 13C2-PFDA	71.5	50 - 150	
MeFOSAA	ND	1.75	5.30	8.49		IS d3-MeFOSAA	75.9	50 - 150	
PFOA	ND	1.11	5.30	8.49		IS 13C2-PFOA	66.2	50 - 150	
EtFOSAA	ND	1.45	5.30	8.49		IS d5-EtFOSAA	57.5	50 - 150	
PFDoA	ND	0.841	5.30	8.49		IS 13C2-PFDoA	4.20	50 - 150	H
PFTTrDA	ND	0.525	5.30	8.49		IS 13C2-PFTTrDA	4.90	50 - 150	H
PFTeDA	ND	0.802	5.30	8.49					

DL - Detection limit
RL - Reporting limit

LCL-UCL - Lower control limit - upper control limit
Results reported to DL.
When reported, PFBS, PFHxS, PFOA and PFOS include both linear and branched isomers.
Only the linear isomer is reported for all other analytes.

Sample ID: IRPSite7-GW-FD01-20170628

Modified EPA Method 537

Client Data		Sample Data		Laboratory Data			
Name:	KMEA	Matrix:	Water	Lab Sample:	1700803-04	Date Received:	30-Jun-2017 9:54
Project:	NSWC White Oak	Sample Size:	0.121 L	QC Batch:	B7G0014	Date Extracted:	05-Jul-2017 13:36
Date Collected:	28-Jun-2017 11:25			Date Analyzed:	11-Jul-17 19:51	Column:	BEH C18
Location:							

Analyte	Conc. (ng/L)	DL	LOD	LOQ	Qualifiers	Labeled Standard	%R	LCL-UCL	Qualifiers
PFBS	2.48	1.85	5.17	8.28	J	IS 13C3-PFBS	83.2	50 - 150	
PFHxA	8.15	2.26	5.17	8.28	J	IS 13C2-PFHxA	102	50 - 150	
PFHpA	4.95	0.612	5.17	8.28	J	IS 13C4-PFHpA	94.1	50 - 150	
PFHxS	20.2	0.980	5.17	8.28		IS 18O2-PFHxS	109	50 - 150	
PFOA	15.2	0.674	5.17	8.28		IS 13C2-PFOA	89.7	50 - 150	
PFOS	22.6	0.835	5.17	8.28		IS 13C8-PFOS	92.2	50 - 150	
PFNA	1.02	0.838	5.17	8.28	J	IS 13C5-PFNA	103	50 - 150	
PFDA	ND	1.54	5.17	8.28		IS 13C2-PFDA	102	50 - 150	
MeFOSAA	ND	1.71	5.17	8.28		IS d3-MeFOSAA	87.8	50 - 150	
PFUnA	ND	1.09	5.17	8.28		IS 13C2-PFUnA	78.3	50 - 150	
EtFOSAA	ND	1.42	5.17	8.28		IS d5-EtFOSAA	57.3	50 - 150	
PFDoA	ND	0.820	5.17	8.28		IS 13C2-PFDoA	19.4	50 - 150	H
PFTTrDA	ND	0.511	5.17	8.28		IS 13C2-PFTeDA	9.60	50 - 150	H
PFTeDA	ND	0.781	5.17	8.28					

DL - Detection limit
RL - Reporting limit

LCL-UCL - Lower control limit - upper control limit
Results reported to DL.
When reported, PFBS, PFHxS, PFOA and PFOS include both linear and branched isomers.
Only the linear isomer is reported for all other analytes.

Sample ID: IRPSite7-GW-07GW202-20170628

Modified EPA Method 537

Client Data		Sample Data		Laboratory Data					
Name:	KMEA	Matrix:	Water	Lab Sample:	1700803-05	Date Received:	30-Jun-2017 9:54		
Project:	NSWC White Oak	Sample Size:	0.122 L	QC Batch:	B7G0014	Date Extracted:	05-Jul-2017 13:36		
Date Collected:	28-Jun-2017 12:40			Date Analyzed:	11-Jul-17 20:02	Column:	BEH C18		
Location:									

Analyte	Conc. (ng/L)	DL	LOD	LOQ	Qualifiers	Labeled Standard	%R	LCL-UCL	Qualifiers
PFBS	5.60	1.83	5.12	8.20	J	IS 13C3-PFBS	88.6	50 - 150	
PFHxA	ND	2.23	5.12	8.20		IS 13C2-PFHxA	107	50 - 150	
PFHpA	3.37	0.606	5.12	8.20	J	IS 13C4-PFHpA	97.2	50 - 150	
PFHxS	5.05	0.971	5.12	8.20	J	IS 18O2-PFHxS	92.6	50 - 150	
PFOA	7.22	0.667	5.12	8.20	J	IS 13C2-PFOA	94.7	50 - 150	
PFOS	7.68	0.827	5.12	8.20	J	IS 13C8-PFOS	88.4	50 - 150	
PFNA	ND	0.830	5.12	8.20		IS 13C5-PFNA	85.1	50 - 150	
PFDA	ND	1.53	5.12	8.20		IS 13C2-PFDA	92.4	50 - 150	
MeFOSAA	ND	1.69	5.12	8.20		IS d3-MeFOSAA	97.5	50 - 150	
PFOA	ND	1.08	5.12	8.20		IS 13C2-PFOA	69.8	50 - 150	
EtFOSAA	ND	1.40	5.12	8.20		IS d5-EtFOSAA	72.3	50 - 150	
PFDoA	ND	0.812	5.12	8.20		IS 13C2-PFDoA	31.2	50 - 150	H
PFTTrDA	ND	0.506	5.12	8.20		IS 13C2-PFTTrDA	20.1	50 - 150	H
PFTeDA	ND	0.774	5.12	8.20					

DL - Detection limit
 RL - Reporting limit

LCL-UCL - Lower control limit - upper control limit
 Results reported to DL.
 When reported, PFBS, PFHxS, PFOA and PFOS include both linear and branched isomers.
 Only the linear isomer is reported for all other analytes.

Sample ID: IRPSite7-GW-FRB01-20170628

Modified EPA Method 537

Client Data		Sample Data			Laboratory Data					
Name:	KMEA	Matrix:	Water		Lab Sample:	1700803-06	Date Received:	30-Jun-2017 9:54		
Project:	NSWC White Oak	Sample Size:	0.123 L		QC Batch:	B7G0014	Date Extracted:	05-Jul-2017 13:36		
Date Collected:	28-Jun-2017 14:20				Date Analyzed:	11-Jul-17 20:12 Column: BEH C18				
Location:										

Analyte	Conc. (ng/L)	DL	LOD	LOQ	Qualifiers	Labeled Standard	%R	LCL-UCL	Qualifiers
PFBS	ND	1.82	5.08	8.14		IS 13C3-PFBS	95.0	50 - 150	
PFHxA	ND	2.22	5.08	8.14		IS 13C2-PFHxA	101	50 - 150	
PFHpA	ND	0.602	5.08	8.14		IS 13C4-PFHpA	95.1	50 - 150	
PFHxS	ND	0.964	5.08	8.14		IS 18O2-PFHxS	95.9	50 - 150	
PFOA	ND	0.663	5.08	8.14		IS 13C2-PFOA	102	50 - 150	
PFOS	ND	0.821	5.08	8.14		IS 13C8-PFOS	95.2	50 - 150	
PFNA	ND	0.824	5.08	8.14		IS 13C5-PFNA	85.2	50 - 150	
PFDA	ND	1.52	5.08	8.14		IS 13C2-PFDA	88.4	50 - 150	
MeFOSAA	ND	1.68	5.08	8.14		IS d3-MeFOSAA	111	50 - 150	
PFOA	ND	1.07	5.08	8.14		IS 13C2-PFOA	77.2	50 - 150	
EtFOSAA	ND	1.39	5.08	8.14		IS d5-EtFOSAA	84.8	50 - 150	
PFDoA	ND	0.806	5.08	8.14		IS 13C2-PFDoA	27.1	50 - 150	H
PFTTrDA	ND	0.503	5.08	8.14		IS 13C2-PFTeDA	7.10	50 - 150	H
PFTeDA	ND	0.768	5.08	8.14					

DL - Detection limit
 RL - Reporting limit

LCL-UCL - Lower control limit - upper control limit
 Results reported to DL.
 When reported, PFBS, PFHxS, PFOA and PFOS include both linear and branched isomers.
 Only the linear isomer is reported for all other analytes.

Sample ID: IRPSite5-GW-FRB01-20170628

Modified EPA Method 537

Client Data		Sample Data			Laboratory Data				
Name:	KMEA	Matrix:	Water		Lab Sample:	1700803-07	Date Received:	30-Jun-2017 9:54	
Project:	NSWC White Oak	Sample Size:	0.118 L		QC Batch:	B7G0014	Date Extracted:	05-Jul-2017 13:36	
Date Collected:	28-Jun-2017 15:00				Date Analyzed:	11-Jul-17 20:23	Column:	BEH C18	
Location:									

Analyte	Conc. (ng/L)	DL	LOD	LOQ	Qualifiers	Labeled Standard	%R	LCL-UCL	Qualifiers
PFBS	ND	1.90	5.30	8.49		IS 13C3-PFBS	91.8	50 - 150	
PFHxA	ND	2.31	5.30	8.49		IS 13C2-PFHxA	100	50 - 150	
PFHpA	ND	0.627	5.30	8.49		IS 13C4-PFHpA	90.3	50 - 150	
PFHxS	ND	1.01	5.30	8.49		IS 18O2-PFHxS	99.3	50 - 150	
PFOA	ND	0.691	5.30	8.49		IS 13C2-PFOA	93.8	50 - 150	
PFOS	ND	0.857	5.30	8.49		IS 13C8-PFOS	101	50 - 150	
PFNA	ND	0.860	5.30	8.49		IS 13C5-PFNA	86.7	50 - 150	
PFDA	ND	1.58	5.30	8.49		IS 13C2-PFDA	83.9	50 - 150	
MeFOSAA	ND	1.75	5.30	8.49		IS d3-MeFOSAA	96.5	50 - 150	
PFOA	ND	1.11	5.30	8.49		IS 13C2-PFOA	90.5	50 - 150	
EtFOSAA	ND	1.45	5.30	8.49		IS d5-EtFOSAA	86.1	50 - 150	
PFDoA	ND	0.841	5.30	8.49		IS 13C2-PFDoA	23.1	50 - 150	H
PFTTrDA	ND	0.525	5.30	8.49		IS 13C2-PFTTrDA	5.20	50 - 150	H
PFTeDA	ND	0.802	5.30	8.49					

DL - Detection limit
 RL - Reporting limit

LCL-UCL - Lower control limit - upper control limit
 Results reported to DL.
 When reported, PFBS, PFHxS, PFOA and PFOS include both linear and branched isomers.
 Only the linear isomer is reported for all other analytes.

Sample ID: IRPSite5-GW-04GW81S-20170628 **Modified EPA Method 537**

Client Data	Sample Data	Laboratory Data
Name: KMEA	Matrix: Water	Lab Sample: 1700803-08 Date Received: 30-Jun-2017 9:54
Project: NSWC White Oak	Sample Size: 0.121 L	QC Batch: B7G0014 Date Extracted: 05-Jul-2017 13:36
Date Collected: 28-Jun-2017 15:52		Date Analyzed: 11-Jul-17 20:34 Column: BEH C18
Location:		

Analyte	Conc. (ng/L)	DL	LOD	LOQ	Qualifiers	Labeled Standard	%R	LCL-UCL	Qualifiers
PFBS	ND	1.85	5.17	8.29		IS 13C3-PFBS	81.0	50 - 150	
PFHxA	ND	2.26	5.17	8.29		IS 13C2-PFHxA	98.3	50 - 150	
PFHpA	ND	0.612	5.17	8.29		IS 13C4-PFHpA	91.7	50 - 150	
PFHxS	4.38	0.981	5.17	8.29	J	IS 18O2-PFHxS	104	50 - 150	
PFOA	1.43	0.674	5.17	8.29	J	IS 13C2-PFOA	88.8	50 - 150	
PFOS	1.61	0.836	5.17	8.29	J	IS 13C8-PFOS	95.1	50 - 150	
PFNA	ND	0.839	5.17	8.29		IS 13C5-PFNA	85.7	50 - 150	
PFDA	ND	1.54	5.17	8.29		IS 13C2-PFDA	79.0	50 - 150	
MeFOSAA	ND	1.71	5.17	8.29		IS d3-MeFOSAA	98.6	50 - 150	
PFOA	ND	1.09	5.17	8.29		IS 13C2-PFOA	78.5	50 - 150	
EtFOSAA	ND	1.42	5.17	8.29		IS d5-EtFOSAA	60.8	50 - 150	
PFDoA	ND	0.821	5.17	8.29		IS 13C2-PFDoA	10.7	50 - 150	H
PFTTrDA	ND	0.512	5.17	8.29		IS 13C2-PFTTrDA	25.6	50 - 150	H
PFTeDA	ND	0.782	5.17	8.29					

DL - Detection limit
RL - Reporting limit

LCL-UCL - Lower control limit - upper control limit
Results reported to DL.
When reported, PFBS, PFHxS, PFOA and PFOS include both linear and branched isomers.
Only the linear isomer is reported for all other analytes.

Sample ID: IRPSite5-GW-04GW80-20170628

Modified EPA Method 537

Client Data		Sample Data			Laboratory Data					
Name:	KMEA	Matrix:	Water		Lab Sample:	1700803-09	Date Received:	30-Jun-2017 9:54		
Project:	NSWC White Oak	Sample Size:	0.119 L		QC Batch:	B7G0014	Date Extracted:	05-Jul-2017 13:36		
Date Collected:	28-Jun-2017 17:05				Date Analyzed:	11-Jul-17 20:44	Column:	BEH C18		
Location:										

Analyte	Conc. (ng/L)	DL	LOD	LOQ	Qualifiers	Labeled Standard	%R	LCL-UCL	Qualifiers
PFBS	12.4	1.88	5.25	8.41		IS 13C3-PFBS	90.6	50 - 150	
PFHxA	19.5	2.29	5.25	8.41		IS 13C2-PFHxA	110	50 - 150	
PFHpA	7.88	0.621	5.25	8.41	J	IS 13C4-PFHpA	95.0	50 - 150	
PFHxS	155	0.995	5.25	8.41		IS 18O2-PFHxS	104	50 - 150	
PFOA	18.9	0.684	5.25	8.41		IS 13C2-PFOA	87.4	50 - 150	
PFOS	94.3	0.848	5.25	8.41		IS 13C8-PFOS	111	50 - 150	
PFNA	ND	0.851	5.25	8.41		IS 13C5-PFNA	90.7	50 - 150	
PFDA	ND	1.57	5.25	8.41		IS 13C2-PFDA	83.8	50 - 150	
MeFOSAA	ND	1.73	5.25	8.41		IS d3-MeFOSAA	128	50 - 150	
PFOA	ND	1.10	5.25	8.41		IS 13C2-PFOA	90.2	50 - 150	
EtFOSAA	ND	1.44	5.25	8.41		IS d5-EtFOSAA	93.6	50 - 150	
PFDoA	ND	0.832	5.25	8.41		IS 13C2-PFDoA	36.6	50 - 150	H
PFTTrDA	ND	0.519	5.25	8.41		IS 13C2-PFTTrDA	26.3	50 - 150	H
PFTeDA	ND	0.794	5.25	8.41					

DL - Detection limit
RL - Reporting limit

LCL-UCL - Lower control limit - upper control limit
Results reported to DL.
When reported, PFBS, PFHxS, PFOA and PFOS include both linear and branched isomers.
Only the linear isomer is reported for all other analytes.

Matrix Spike Results

Modified EPA Method 537

Source Client ID: IRPSite5-GW-04GW80-20170628	QC Batch: B7G0014	Lab Sample: B7G0014-MS1/B7G0014-MSD1
Source LabNumber: 1700803-09	Date Extracted: 05-Jul-2017 13:36	Date Analyzed: 11-Jul-17 20:55 Column: BEH C18
Matrix: Aqueous		11-Jul-17 21:06 Column: BEH C18
Sample Size: 0.122/0.118 L		

Analyte	Spike-MS (ng/L)	MS %R	MS Qual.	Spike-MSD (ng/L)	MSD %R	MSD RPD	MSD Qual.	%R Limit	%RPD Limit	Labeled Standard	MS %R	MS Qualifiers	MSD %R	MS Qual.
PFBS	82.2	75.1		84.7	83.8	11.0		70 - 130	25	IS 13C3-PFBS	93.6		89.5	
PFHxA	82.2	85.2		84.7	88.8	4.14		70 - 130	25	IS 13C2-PFHxA	104		108	
PFHpA	82.2	80.5		84.7	81.1	0.743		70 - 130	25	IS 13C4-PFHpA	92.7		92.9	
PFHxS	82.2	99.0		84.7	102	2.99		70 - 130	25	IS 18O2-PFHxS	101		100	
PFOA	82.2	85.0		84.7	79.9	6.19		70 - 130	25	IS 13C2-PFOA	101		91.8	
PFOS	82.2	117		84.7	121	3.36		70 - 130	25	IS 13C8-PFOS	93.5		96.7	
PFNA	82.2	81.6		84.7	80.1	1.86		70 - 130	25	IS 13C5-PFNA	92.4		93.3	
PFDA	82.2	82.4		84.7	75.2	9.14		70 - 130	25	IS 13C2-PFDA	98.0		94.6	
MeFOSAA	82.2	88.3		84.7	90.1	2.02		70 - 130	25	IS d3-MeFOSAA	118		130	
PFUnA	82.2	72.4		84.7	83.7	14.5		70 - 130	25	IS 13C2-PFUnA	97.2		89.3	
EtFOSAA	82.2	85.1		84.7	109	24.6		70 - 130	25	IS d5-EtFOSAA	88.2		78.5	
PFDoA	82.2	93.0		84.7	185	66.2	H	70 - 130	25	IS 13C2-PFDoA	20.8	H	13.7	H
PFTTrDA	82.2	58.7	H	84.7	122	70.1	H	60 - 130	25	IS 13C2-PFTeDA	12.2	H	19.2	H
PFTeDA	82.2	82.1		84.7	90.9	10.2		70 - 130	25					

When reported, PFBS, PFHxS, PFOA and PFOS include both linear and branched isomers. Only the linear isomer is reported for all other analytes.

Sample ID: EB02

Modified EPA Method 537

Client Data		Sample Data			Laboratory Data					
Name:	KMEA	Matrix:	Water		Lab Sample:	1700803-10	Date Received:	30-Jun-2017 9:54		
Project:	NSWC White Oak	Sample Size:	0.110 L		QC Batch:	B7G0014	Date Extracted:	05-Jul-2017 13:36		
Date Collected:	29-Jun-2017 8:40				Date Analyzed:	11-Jul-17 21:17 Column: BEH C18				
Location:										

Analyte	Conc. (ng/L)	DL	LOD	LOQ	Qualifiers	Labeled Standard	%R	LCL-UCL	Qualifiers
PFBS	ND	2.04	5.68	9.13		IS 13C3-PFBS	87.7	50 - 150	
PFHxA	ND	2.49	5.68	9.13		IS 13C2-PFHxA	96.9	50 - 150	
PFHpA	ND	0.674	5.68	9.13		IS 13C4-PFHpA	89.1	50 - 150	
PFHxS	ND	1.08	5.68	9.13		IS 18O2-PFHxS	107	50 - 150	
PFOA	ND	0.743	5.68	9.13		IS 13C2-PFOA	97.8	50 - 150	
PFOS	ND	0.921	5.68	9.13		IS 13C8-PFOS	90.6	50 - 150	
PFNA	ND	0.924	5.68	9.13		IS 13C5-PFNA	88.3	50 - 150	
PFDA	ND	1.70	5.68	9.13		IS 13C2-PFDA	93.3	50 - 150	
MeFOSAA	ND	1.88	5.68	9.13		IS d3-MeFOSAA	115	50 - 150	
PFOA	ND	1.20	5.68	9.13		IS 13C2-PFOA	75.0	50 - 150	
EtFOSAA	ND	1.56	5.68	9.13		IS d5-EtFOSAA	88.7	50 - 150	
PFDoA	ND	0.904	5.68	9.13		IS 13C2-PFDoA	20.3	50 - 150	H
PFTTrDA	ND	0.564	5.68	9.13		IS 13C2-PFTTrDA	10.9	50 - 150	H
PFTeDA	ND	0.861	5.68	9.13					

DL - Detection limit
RL - Reporting limit

LCL-UCL - Lower control limit - upper control limit
Results reported to DL.
When reported, PFBS, PFHxS, PFOA and PFOS include both linear and branched isomers.
Only the linear isomer is reported for all other analytes.

DATA QUALIFIERS & ABBREVIATIONS

B	This compound was also detected in the method blank.
D	Dilution
E	The associated compound concentration exceeded the calibration range of the instrument.
H	Recovery and/or RPD was outside laboratory acceptance limits.
I	Chemical Interference
J	The amount detected is below the Reporting Limit/LOQ.
M	Estimated Maximum Possible Concentration. (CA Region 2 projects only)
*	See Cover Letter
Conc.	Concentration
NA	Not applicable
ND	Not Detected
TEQ	Toxic Equivalency

Unless otherwise noted, solid sample results are reported in dry weight. Tissue samples are reported in wet weight.

CERTIFICATIONS

Accrediting Authority	Certificate Number
Arkansas Department of Environmental Quality	17-015-0
California Department of Health – ELAP	2892
DoD ELAP - A2LA Accredited - ISO/IEC 17025:2005	3091.01
Florida Department of Health	E87777-18
Hawaii Department of Health	N/A
Louisiana Department of Environmental Quality	01977
Maine Department of Health	2016026
Minnesota Department of Health	1175673
Nevada Division of Environmental Protection	CA004132017-1
New Hampshire Environmental Accreditation Program	207716
New Jersey Department of Environmental Protection	CA003
New York Department of Health	11411
Oregon Laboratory Accreditation Program	4042-008
Pennsylvania Department of Environmental Protection	013
Texas Commission on Environmental Quality	T104704189-17-8
Virginia Department of General Services	8621
Washington Department of Ecology	C584
Wisconsin Department of Natural Resources	998036160

Current certificates and lists of licensed parameters are located in the Quality Assurance office and are available upon request.

NELAP Accredited Test Methods

MATRIX: Air	
Description of Test	Method
Determination of Polychlorinated p-Dioxins & Polychlorinated Dibenzofurans	EPA 23

MATRIX: Biological Tissue	
Description of Test	Method
Tetra- through Octa-Chlorinated Dioxins and Furans by Isotope Dilution GC/HRMS	EPA 1613B
Brominated Diphenyl Ethers by HRGC/HRMS	EPA 1614A
Chlorinated Biphenyl Congeners in Water, Soil, Sediment, and Tissue by GC/HRMS	EPA 1668A/C
Pesticides in Water, Soil, Sediment, Biosolids, and Tissue by HRGC/HRMS	EPA 1699
Perfluorinated Alkyl Acids in Drinking Water by SPE and LC/MS/MS	EPA 537
Polychlorinated Dibenzo-p-Dioxins and Polychlorinated Dibenzofurans by GC/HRMS	EPA 8280A/B
Polychlorinated Dibenzodioxins (PCDDs) and Polychlorinated Dibenzofurans (PCDFs) by GC/HRMS	EPA 8290/8290A

MATRIX: Drinking Water	
Description of Test	Method
2,3,7,8-Tetrachlorodibenzo- p-dioxin (2,3,7,8-TCDD) GC/HRMS	EPA 1613
Perfluorinated Alkyl Acids in Drinking Water by SPE and LC/MS/MS	EPA 537

MATRIX: Non-Potable Water	
Description of Test	Method
Tetra- through Octa-Chlorinated Dioxins and Furans by Isotope Dilution GC/HRMS	EPA 1613B
Brominated Diphenyl Ethers by HRGC/HRMS	EPA 1614A
Chlorinated Biphenyl Congeners in Water, Soil, Sediment, and Tissue by GC/HRMS	EPA 1668A/C
Pesticides in Water, Soil, Sediment, Biosolids, and Tissue by HRGC/HRMS	EPA 1699
Perfluorinated Alkyl Acids in Drinking Water by SPE and LC/MS/MS	EPA 537
Dioxin by GC/HRMS	EPA 613
Polychlorinated Dibenzo-p-Dioxins and Polychlorinated Dibenzofurans by GC/HRMS	EPA 8280A/B
Polychlorinated Dibenzodioxins (PCDDs) and Polychlorinated Dibenzofurans (PCDFs) by GC/HRMS	EPA 8290/8290A

MATRIX: Solids	
Description of Test	Method
Tetra-Octa Chlorinated Dioxins and Furans by Isotope Dilution GC/HRMS	EPA 1613
Tetra- through Octa-Chlorinated Dioxins and Furans by Isotope	EPA 1613B

Dilution GC/HRMS	
Brominated Diphenyl Ethers by HRGC/HRMS	EPA 1614A
Chlorinated Biphenyl Congeners in Water, Soil, Sediment, and Tissue by GC/HRMS	EPA 1668A/C
Perfluorinated Alkyl Acids in Drinking Water by SPE and LC/MS/MS	EPA 537
Polychlorinated Dibenzo-p-Dioxins and Polychlorinated Dibenzofurans by GC/HRMS	EPA 8280A/B
Polychlorinated Dibenzodioxins (PCDDs) and Polychlorinated Dibenzofurans (PCDFs) by GC/HRMS	EPA 8290/8290A

Sample Log-in Checklist

 Vista Work Order #: 1700803 TAT 14

Samples Arrival:	Date/Time <u>06/30/17 0954</u>	Initials: <u>CBAB</u>	Location: <u>WR-2</u>
			Shelf/Rack: <u>NA</u>
Logged In:	Date/Time <u>06/30/17 1434</u>	Initials: <u>CBAB</u>	Location: <u>WR-2</u>
			Shelf/Rack: <u>E5</u>
Delivered By:	<input checked="" type="checkbox"/> FedEx	<input type="checkbox"/> UPS	<input type="checkbox"/> On Trac
	<input type="checkbox"/> GSO	<input type="checkbox"/> DHL	<input type="checkbox"/> Hand Delivered
	<input type="checkbox"/> Other		
Preservation:	<input checked="" type="checkbox"/> Ice	<input type="checkbox"/> Blue Ice	<input type="checkbox"/> Dry Ice
	<input type="checkbox"/> None		
Temp °C: <u>1.5</u> (uncorrected)	Time: <u>1013</u>	Thermometer ID: DT-3	
Temp °C: <u>0.8</u> (corrected)	Probe used: Yes <input checked="" type="checkbox"/> No <input type="checkbox"/>		

	YES	NO	NA
Adequate Sample Volume Received?	<input checked="" type="checkbox"/>		
Holding Time Acceptable?	<input checked="" type="checkbox"/>		
Shipping Container(s) Intact?	<input checked="" type="checkbox"/>		
Shipping Custody Seals Intact?	<input checked="" type="checkbox"/>		
Shipping Documentation Present?	<input checked="" type="checkbox"/>		
Airbill	Trk # <u>8081 9079 5297</u>	<input checked="" type="checkbox"/>	
Sample Container Intact?	<input checked="" type="checkbox"/>		
Sample Custody Seals Intact?			<input checked="" type="checkbox"/>
Chain of Custody / Sample Documentation Present?	<input checked="" type="checkbox"/>		
COC Anomaly/Sample Acceptance Form completed?		<input checked="" type="checkbox"/>	<input checked="" type="checkbox"/>
If Chlorinated or Drinking Water Samples, Acceptable Preservation?			<input checked="" type="checkbox"/>
Preservation Documented:	<input type="checkbox"/> Na ₂ S ₂ O ₃	<input type="checkbox"/> Trizma	<input type="checkbox"/> None
	<input type="checkbox"/> Yes	<input checked="" type="checkbox"/> No	<input type="checkbox"/> NA
Shipping Container	<input type="checkbox"/> Vista	<input checked="" type="checkbox"/> Client	<input type="checkbox"/> Retain
	<input checked="" type="checkbox"/> Return	<input type="checkbox"/> Dispose	

Comments: Sample label ID: IRP site 5-GW-04GW815-
 COC ID IRP site 5-GW-04GW815-20170628 (date omitted on label)

EXTRACTION INFORMATION

Process Sheet
Workorder: 1700803

Prep Expiration: 2017-Jul-12
 Client: KMEA

Workorder Due: 17-Jul-17 00:00

TAT: 17

Method: **537M PFAS DOD (LOQ as mRL)**
 Matrix: **Aqueous**

Prep Batch: B760014

Prep Data Entered: HB 7/11/17
 Date and Initials

Version: 537 (14 Analyte)

Initial Sequence: _____

LabSampleID	Recon	ClientSampleID	Date Received	Location	Comments
1700803-01	"A" <input checked="" type="checkbox"/>	SB01	30-Jun-17 09:54	WR-2 E-5	
1700803-02	"A" <input checked="" type="checkbox"/>	EB01	30-Jun-17 09:54	WR-2 E-5	
1700803-03	"A" <input checked="" type="checkbox"/>	IRPSite7-GW-46GW205-20170628	30-Jun-17 09:54	WR-2 E-5	
1700803-04	"A" <input checked="" type="checkbox"/>	IRPSite7-GW-FD01-20170628 (A)	30-Jun-17 09:54	WR-2 E-5	
1700803-05	"A" <input checked="" type="checkbox"/>	IRPSite7-GW-07GW202-20170628 (B)	30-Jun-17 09:54	WR-2 E-5	
1700803-06	"A" <input checked="" type="checkbox"/>	IRPSite7-GW-FRB01-20170628	30-Jun-17 09:54	WR-2 E-5	
1700803-07	"A" <input checked="" type="checkbox"/>	IRPSite5-GW-FRB01-20170628	30-Jun-17 09:54	WR-2 E-5	
1700803-08	"A" <input checked="" type="checkbox"/>	IRPSite5-GW-04GW815- 20170628 20170628 ²⁰¹⁷⁰⁶²⁸ _{MSF 7/7/17}	30-Jun-17 09:54	WR-2 E-5	
1700803-09	"A" <input checked="" type="checkbox"/>	IRPSite5-GW-04GW80-20170628	30-Jun-17 09:54	WR-2 E-5	MS/MSD
1700803-10	"A" <input checked="" type="checkbox"/>	EB02	30-Jun-17 09:54	WR-2 E-5	

(A) Client ID: IRPSite7-GW-07GW202-20170628 MSF 7/7/17

(B) Client ID: IRPSite7-GW-FD01-20170628 MSF 7/7/17

Vista PM: Martha Maier

Vial Box ID: Colte-fland

Sample Reconciled By: MSF 7/15/17

Batch: B7G0014

Matrix: Aqueous

LabNumber	WetWeight (Initial)	% Solids (Extraction Solids)	DryWeight	Final	Extracted	Ext By	Spike	SpikeAmount	ClientMatrix	Analysis
1700803-01	0.12033 ✓	NA	NA	1000	05-Jul-17 13:36	BAP			Water	537M PFAS DOD (LOQ as
1700803-03	0.11772 ✓			1000	05-Jul-17 13:36	BAP			Water	537M PFAS DOD (LOQ as
1700803-04	0.12078 ✓			1000	05-Jul-17 13:36	BAP			Water	537M PFAS DOD (LOQ as
1700803-05	0.12196 ✓			1000	05-Jul-17 13:36	BAP			Water	537M PFAS DOD (LOQ as
1700803-06	0.12281 ✓			1000	05-Jul-17 13:36	BAP			Water	537M PFAS DOD (LOQ as
1700803-07	0.11773 ✓			1000	05-Jul-17 13:36	BAP			Water	537M PFAS DOD (LOQ as
1700803-08	0.12065 ✓			1000	05-Jul-17 13:36	BAP			Water	537M PFAS DOD (LOQ as
1700803-09	0.11892 ✓			1000	05-Jul-17 13:36	BAP			Water	537M PFAS DOD (LOQ as
1700803-09	0.11892 ✓			1000	05-Jul-17 13:36	BAP			Water	537M PFAS
1700803-10	0.10956 ✓			1000	05-Jul-17 13:36	BAP			Water	537M PFAS DOD (LOQ as
B7G0014-BLK1	0.125 ✓			1000	05-Jul-17 13:36	BAP				QC
B7G0014-BS1	0.125 ✓			1000	05-Jul-17 13:36	BAP	17D2705 ✓	10 ✓		QC
B7G0014-MS1	0.12163 ✓			1000	05-Jul-17 13:36	BAP	17D2705 ✓	10 ✓		QC
B7G0014-MSD1	0.1181 ✓			1000	05-Jul-17 13:36	BAP	17D2705 ✓	10 ✓		QC

HB 7/11/17

PREPARATION BENCH SHEET

Matrix: Aqueous

B7G0014

Chemist: BP

Method: 537M PFAS

Prep Date/Time: 05-Jul-17 13:36

Method: 537M PFAS DOD (LOO as mL)

Prepared using: LCMS - SPE Extraction-LCMS

C	VISTA Sample ID	pH Before	pH After	Chlorine (Cl)	Drops HCl Added	Bottle + Sample (g)	Bottle Only (g)	Sample Amt. (L)	IS/NS CHEM/WIT DATE	SPE	RS CHEM/WIT DATE
<input type="checkbox"/>	B7G0014-BLK1	5	2	0	2	NA	NA	0.125	BP 10/9/17	10/10/17	BP 10/10/17
<input type="checkbox"/>	B7G0014-BS1	5	2	0	2	↓	↓	↓			
<input type="checkbox"/>	B7G0014-MS1 1700803-09 (A)	5	2	0	2	149.04	27.41	0.12163			
<input type="checkbox"/>	B7G0014-MSD1 1700803-09 (A)	5	2	0	2	145.56	27.46	0.11815			
<input type="checkbox"/>	1700803-01 (A)	5	2	0	2	147.70	27.37	0.12033			
<input type="checkbox"/>	1700803-02 (B)	4	2	0	2	147.53					
<input type="checkbox"/>	1700803-03	4	2	0	2	145.20	27.48	0.11772	BP 10/9/17	10/10/17	BP 10/10/17
<input type="checkbox"/>	1700803-04 (K)	5	2	0	2	148.50	27.52	0.12078			
<input type="checkbox"/>	1700803-05	5	2	0	2	149.34	27.37	0.12196			
<input type="checkbox"/>	1700803-06 (A)	5	2	0	2	150.26	27.45	0.12281			
<input type="checkbox"/>	1700803-07	4	2	0	2	145.10	27.37	0.11773			
<input type="checkbox"/>	1700803-08 (A)	5	2	0	2	148.17	27.52	0.12065			
<input type="checkbox"/>	1700803-09 (K)	5	2	0	2	146.76	27.44	0.11892			
<input type="checkbox"/>	1700803-10	4	2	0	2	137.09	27.53	0.10956			
<input type="checkbox"/>	1700820-01										

IS Name <u>17E26 F3 10ml</u>	NS Name <u>17D105 10ml</u>	RS Name <u>17F3038, 10ml</u>	SPE Chem: <u>Strata-X-AW 33um 200mg/6ml</u>	Check Out: <u>JTC 7/5/17</u>
			Ele SOLV: <u>MeOH/0.5% NH4OH in MeOH</u>	Check In: <u>JTC 7/5/17</u>
			Final Volume(s): <u>1 mL</u>	Balance ID: <u>HCMS-8</u>
				pH Adjusted: <u>JTC 7/5/17</u>

Comments: Assume 1 g = 1 mL

(A) Samples were centrifuged to remove particulate matter 10/9/17

(B) Sample was added to batch B7G0013 BP 7-7-17

Work Order 1700803

Process Sheet
Workorder: 1700803

RX

Prep Expiration: 2017-Jul-12
 Client: KMEA

Workorder Due: 17-Jul-17 00:00

TAT: 17

Method: **537M PFAS DOD (LOQ as mRL)**
 Matrix: **Aqueous**

Prep Batch: B750054

Prep Data Entered: BP 7.13.17
 Date and Initials

Version: 537 (14 Analyte)

Initial Sequence: _____

LabSampleID	Recon	ClientSampleID	Date Received	Location	Comments
1700803-01	<input checked="" type="checkbox"/>	SB01	30-Jun-17 09:54	WR-2 E-5	
1700803-02	<input checked="" type="checkbox"/>	EB01	30-Jun-17 09:54	WR-2 E-5	
1700803-03	<input checked="" type="checkbox"/>	IRPSite7-GW-46GW205-20170628	30-Jun-17 09:54	WR-2 E-5	
1700803-04	<input type="checkbox"/>	IRPSite7-GW-ED01-20170628	30-Jun-17 09:54	WR-2 E-5	
1700803-05	<input type="checkbox"/>	IRPSite7-GW-07GW202-20170628	30-Jun-17 09:54	WR-2 E-5	
1700803-06	<input checked="" type="checkbox"/>	IRPSite7-GW-FRB01-20170628	30-Jun-17 09:54	WR-2 E-5	
1700803-07	<input checked="" type="checkbox"/>	IRPSite5-GW-FRB01-20170628	30-Jun-17 09:54	WR-2 E-5	
1700803-08	<input type="checkbox"/>	IRPSite5-GW-04GW81S-20170628	30-Jun-17 09:54	WR-2 E-5	
1700803-09	<input checked="" type="checkbox"/>	IRPSite5-GW-04GW80-20170628	30-Jun-17 09:54	WR-2 E-5	MS/MSD
1700803-10	<input checked="" type="checkbox"/>	EB02	30-Jun-17 09:54	WR-2 E-5	

Vista PM: Martha Maier

Vial Box ID: Egg-static

Sample Reconciled By: [Signature] 7/12/17

Batch: B7G0054

Matrix: Aqueous

LabNumber	WetWeight (Initial)	% Solids (Extraction Solids)	DryWeight	Final	Extracted	Ext By	Spike	SpikeAmount	ClientMatrix	Analysis
1700803-01RE1	0.11986 ✓	NA	NA	1000	05-Jul-17 13:36	BAP			Water	537M PFAS DOD (LOQ as
1700803-02RE1	0.12093 ✓	T	T	1000	07-Jul-17 13:34	BAP			Water	537M PFAS DOD (LOQ as
1700803-03RE1	0.1208 ✓	T	T	1000	05-Jul-17 13:36	BAP			Water	537M PFAS DOD (LOQ as
1700803-04RE1	0.11455 ✓	T	T	1000	05-Jul-17 13:36	BAP			Water	537M PFAS DOD (LOQ as
1700803-05RE1	0.12144 ✓	T	T	1000	05-Jul-17 13:36	BAP			Water	537M PFAS DOD (LOQ as
1700803-06RE1	0.1197 ✓	T	T	1000	05-Jul-17 13:36	BAP			Water	537M PFAS DOD (LOQ as
1700803-07RE1	0.11981 ✓	T	T	1000	05-Jul-17 13:36	BAP			Water	537M PFAS DOD (LOQ as
1700803-08RE1	0.12044 ✓	T	T	1000	05-Jul-17 13:36	BAP			Water	537M PFAS DOD (LOQ as
1700803-09RE1	0.11975 ✓	T	T	1000	05-Jul-17 13:36	BAP			Water	537M PFAS DOD (LOQ as
1700803-09RE1	0.11975 ✓	T	T	1000	12-Jul-17 15:51	BAP			Water	537M PFAS Static RL
1700803-10RE1	0.12181 ✓	T	T	1000	05-Jul-17 13:36	BAP			Water	537M PFAS DOD (LOQ as
1700836-01RE1	0.11781 ✓	T	T	1000	12-Jul-17 15:51	BAP			Aqueous	537M PFAS Static RL
1700836-02RE1	0.12115 ✓	T	T	1000	12-Jul-17 15:51	BAP			Aqueous	537M PFAS Static RL
1700836-03RE1	0.11871 ✓	T	T	1000	12-Jul-17 15:51	BAP			Aqueous	537M PFAS Static RL
1700836-04RE1	0.11551 ✓	T	T	1000	12-Jul-17 15:51	BAP			Aqueous	537M PFAS Static RL
1700836-05RE1	0.11801 ✓	T	T	1000	12-Jul-17 15:51	BAP			Aqueous	537M PFAS Static RL
B7G0054-BLK1	0.125 ✓	T	T	1000	12-Jul-17 15:51	BAP				QC
B7G0054-BS1	0.125 ✓	T	T	1000	12-Jul-17 15:51	BAP	17D2705 ✓	10 ✓		QC
B7G0054-MS1	0.12064 ✓	T	T	1000	12-Jul-17 15:51	BAP	17D2705	10 ✓		QC
B7G0054-MSD1	0.11356 ✓	T	T	1000	12-Jul-17 15:51	BAP	17D2705 ✓	10 ✓		QC

BP 7.13.17

PREPARATION BENCH SHEET

Matrix: Aqueous

Method: 537M PFAS DOD (LOO as mRL)

Method: 537M PFAS Static RL

B7G0054

Chemist: BP

Prep Date/Time: 12-Jul-17 15:51

Prepared using: LCMS - SPE Extraction-LCMS

C	VISTA Sample ID	pH Before	pH After	Chlorine (Cl)	Drops HCl Added	Bottle + Sample (g)	Bottle Only (g)	Sample Amt. (L)	IS/NS CHEM/WIT DATE	SPE	RS CHEM/WIT DATE
<input checked="" type="checkbox"/>	B7G0054-BLK1	5	2	0	2	NA	NA	(0.125)	BP JK 7/12/17	JK 7/12/17	BP JK 7-12-17
<input type="checkbox"/>	B7G0054-BS1	5	2	0	2	↓	↓	↓			
<input checked="" type="checkbox"/>	B7G0054-MS1 1700803-09RE1 (A)	5	2	0	2	148.28	27.69	0.12064	↓	↓	↓
<input checked="" type="checkbox"/>	B7G0054-MSD1 1700803-09RE1 (A)	5	2	0	2	141.05	27.49	0.11356			
<input type="checkbox"/>	1700803-01RE1	5	2	0	2	147.29	27.43	0.11986			
<input type="checkbox"/>	1700803-02RE1	5	2	0	2	148.39	27.46	0.12093			
<input type="checkbox"/>	1700803-03RE1	5	2	0	2	148.27	27.47	0.12080			
<input type="checkbox"/>	1700803-04RE1 (A)	5	2	0	2	142.01	27.46	0.11455			
<input checked="" type="checkbox"/>	1700803-05RE1	5	2	0	2	148.89	27.45	0.12144			
<input checked="" type="checkbox"/>	1700803-06RE1	5	2	0	2	147.10	27.40	0.11970			
<input checked="" type="checkbox"/>	1700803-07RE1	5	2	0	2	147.16	27.35	0.11981			
<input type="checkbox"/>	1700803-08RE1 (A)	5	2	0	2	147.90	27.46	0.12044			
<input checked="" type="checkbox"/>	1700803-09RE1 (A)	5	2	0	2	147.13	27.38	0.11975 0.12181 BP			
<input type="checkbox"/>	1700803-09RE1									JK 7/12/17	
<input type="checkbox"/>	1700803-10RE1	5	2	0	2	149.30	27.49	0.12181	BP JK 7/12/17	JK 7/12/17	BP JK 7-12-17
<input checked="" type="checkbox"/>	1700836-01RE1	6	2	0	2	144.63	26.82	0.11781	↓	↓	↓

C7G0045

IS Name <u>17E2617, 10uL</u> (M)	NS Name <u>17D2705, 10uL</u> (D)	RS Name <u>17F3038, 10uL</u> (M)	SPE Chem: <u>Strata X-AW 33µm 200mg/10uL</u>	Check Out: <u>JK 7/12/17</u> Chemist/Date:
			Ele SOLV: <u>0.5% NH4OH in MeOH/MeOH</u>	Check In: <u>NA Empty</u> Chemist/Date:
			Final Volume(s) <u>1uL</u>	Balance ID: <u>HKMS-8</u>
				pH Adjusted: Chemist/Date: <u>JK 7/12/17</u>

Comments: Assume 1 g = 1 mL (A) samples centrifuged to remove particulate matter JK 7/12/17

PREPARATION BENCH SHEET

Matrix: Aqueous

Method: 537M PFAS DOD (LOO as mRL)

Method: 537M PFAS Static RL

B7G0054

Chemist: BP

Prep Date/Time: 12-Jul-17 15:51

Prepared using: LCMS - SPE Extraction-LCMS

C	VISTA Sample ID	pH Before	pH After	Chlorine (Cl)	Drops HCl Added	Bottle + Sample (g)	Bottle Only (g)	Sample Amt. (L)	IS/NS CHEM/WIT DATE	SPE	RS CHEM/WIT DATE
<input checked="" type="checkbox"/>	1700836-02RE1	6	2	0	2	148.09	26.74	0.12115	BP 7/12/17	7/12/17	BP 7/12/17
<input checked="" type="checkbox"/>	1700836-03RE1	5	2	0	2	145.62	26.71	0.11871	↓	↓	↓
<input checked="" type="checkbox"/>	1700836-04RE1 (A)	6	2	0	2	142.39	26.88	0.11551	↓	↓	↓
<input checked="" type="checkbox"/>	1700836-05RE1 (A)	5	2	0	2	144.92	26.91	0.11801	↓	↓	↓

C730045

(A) Samples centrifuged to remove particulate matter 7/12/17

IS Name	NS Name	RS Name	SPE Chem:	Check Out:
17E2617, 10 uL (1)	1702705, 10 uL (2)	17F3038, 10 uL (4)	Static K-AW 33 _{µm} 200mg/6mL	Chemist/Date: 7/12/17
			Ele SOLV: 0.5% v/v H ₂ O4/meth/meth	Check In: RA Empty
			Final Volume(s) 1 uL	Balance ID: HPMS-8
				pH Adjusted: 7/12/17
				Chemist/Date:

Comments: Assume 1 g = 1 mL

SAMPLE DATA – MODIFIED EPA METHOD 537

Dataset: U:\Q4.PRO\results\170711M1\170711M1-46.qld

Last Altered: Wednesday, July 12, 2017 15:59:00 Pacific Daylight Time

Printed: Wednesday, July 12, 2017 15:59:26 Pacific Daylight Time

Method: U:\Q4.PRO\MethDB\PFAS_L14-7-5-17.mdb 10 Jul 2017 08:06:14

Calibration: U:\Q4.PRO\CurveDB\C18_VAL-PFAS_Q4_7-10-17-L14.cdb 11 Jul 2017 08:36:22

Name: 170711M1_46, Date: 11-Jul-2017, Time: 18:37:02, ID: B7G0014-BLK1 Method Blank 0.125, Description: Method Blank

#	Name	Trace	Area	IS Area	Wt./Vol.	RRF	Pred.RT	RT	y Axis Resp.	Conc.	%Rec
1	1 PFBS	299 > 79.7		2.28e3	0.125		2.92				
2	2 PFHxA	313.2 > 268.9		6.76e3	0.125		3.16				
3	3 PFHpA	363 > 318.9		1.68e4	0.125		3.43				
4	4 PFHxS	398.9 > 79.6		1.68e3	0.125		3.55				
5	5 PFOA	413 > 368.7		2.27e4	0.125		3.63				
6	6 PFNA	462.9 > 418.8		1.70e4	0.125		3.82				
7	7 PFOS	499 > 79.9		2.76e3	0.125		3.86				
8	8 PFDA	513 > 468.8		1.09e4	0.125		4.00				
9	9 PFUnA	562.9 > 518.9		3.31e3	0.125		4.16				
10	10 N-MeFOSAA	570.1 > 419		9.21e2	0.125		4.00				
11	11 N-EtFOSAA	584.2 > 419		6.25e2	0.125		4.08				
12	12 PFDoA	612.9 > 318.8		1.24e2	0.125		4.32				
13	13 PFTTrDA	662.9 > 618.9		1.24e2	0.125		4.50				
14	14 PFTeDA	712.9 > 668.8		3.73e2	0.125		4.66				
15	15 13C3-PFBA	216.1 > 171.8	1.17e4	1.25e4	0.125	0.918	1.43	1.33	11.7	102	102.0
16	16 13C3-PFPeA	266 > 221.8	1.80e4	1.25e4	0.125	1.784	2.72	2.63	18.0	80.5	80.5
17	17 13C3-PFBS	302 > 98.8	2.28e3	1.25e4	0.125	0.215	2.92	2.86	2.28	84.6	84.6
18	18 13C2-PFHxA	315 > 269.8	6.76e3	2.24e4	0.125	0.304	3.16	3.11	1.51	39.6	99.1
19	19 13C4-PFHpA	367.2 > 321.8	1.68e4	2.24e4	0.125	0.306	3.43	3.37	3.75	97.9	97.9
20	20 18O2-PFHxS	403 > 102.6	1.68e3	4.15e3	0.125	0.437	3.55	3.44	5.05	92.4	92.4
21	21 13C2-PFOA	414.9 > 369.7	2.27e4	1.91e4	0.125	1.292	3.63	3.57	14.9	92.0	92.0
22	22 13C5-PFNA	468.2 > 422.9	1.70e4	1.89e4	0.125	0.980	3.82	3.75	11.2	91.6	91.6
23	23 13C8-PFOS	507 > 79.9	2.76e3	2.61e3	0.125	1.098	3.86	3.80	13.2	96.1	96.1
24	24 13C2-PFDA	515.1 > 469.9	1.09e4	1.27e4	0.125	0.928	4.00	3.91	10.7	91.9	91.9
25	25 13C2-PFUnA	565 > 519.8	3.31e3	3.25e3	0.125	1.083	4.16	4.08	12.7	94.1	94.1
26	26 d3-N-MeFOSAA	573.3 > 419	9.21e2	3.25e3	0.125	0.224	4.00	3.94	3.55	126	126.4
27	27 d5-N-EtFOSAA	589.3 > 419	6.25e2	3.25e3	0.125	0.230	4.08	4.01	2.41	83.7	83.7
28	28 13C2-PFDoA	615 > 569.7	1.24e2	3.25e3	0.125	0.130	4.32	4.23	0.479	29.5	29.5
29	29 13C2-PFTeDA	714.8 > 669.6	3.73e2	3.25e3	0.125	1.018	4.66	4.57	1.44	11.3	11.3
30	30 13C4-PFBA	217 > 171.8	1.25e4	1.25e4	0.125	1.000	1.43	1.33	12.5	100	100.0
31	31 13C5-PFHxA	318 > 272.9	2.24e4	2.24e4	0.125	1.000	3.18	3.11	5.00	40.0	100.0
32	32 13C3-PFHxS	401.9 > 79.9	4.15e3	4.15e3	0.125	1.000	3.55	3.44	12.5	100	100.0

Dataset: U:\Q4.PRO\results\170711M1\170711M1-46.qld

Last Altered: Wednesday, July 12, 2017 15:59:00 Pacific Daylight Time

Printed: Wednesday, July 12, 2017 15:59:26 Pacific Daylight Time

Name: 170711M1_46, Date: 11-Jul-2017, Time: 18:37:02, ID: B7G0014-BLK1 Method Blank 0.125, Description: Method Blank

#	Name	Trace	Area	IS Area	Wt./Vol.	RRF	Pred.RT	RT	y Axis Resp.	Conc.	%Rec
33	33 13C8-PFOA	421.3 > 376	1.91e4	1.91e4	0.125	1.000	3.63	3.57	12.5	100	100.0
34	34 13C9-PFNA	472.2 > 426.9	1.89e4	1.89e4	0.125	1.000	3.82	3.74	12.5	100	100.0
35	35 13C4-PFOS	503 > 79.9	2.61e3	2.61e3	0.125	1.000	3.86	3.80	12.5	100	100.0
36	36 13C6-PFDA	519.1 > 473.7	1.27e4	1.27e4	0.125	1.000	4.00	3.91	12.5	100	100.0
37	37 13C7-PFUnA	570.1 > 524.8	3.25e3	3.25e3	0.125	1.000	4.16	4.08	12.5	100	100.0
38	38 Total PFBS	299 > 79.7	0.00e0	2.28e3	0.125		2.92		0.000		
39	39 Total PFHxS	398.9 > 79.6	0.00e0	1.68e3	0.125		3.55		0.000		
40	40 Total PFOA	413 > 368.7	0.00e0	2.27e4	0.125		3.63		0.000		
41	41 Total PFOS	499 > 79.9	0.00e0	2.76e3	0.125		3.86		0.000		
42	42 Total N-Me-FOSAA	570.1 > 419	0.00e0	9.21e2	0.125		4.20		0.000		
43	43 Total N-EtFOSAA	584.2 > 419	0.00e0	6.25e2	0.125		4.30		0.000		

Dataset: U:\Q4.PRO\results\170711M1\170711M1-46.qld

Last Altered: Wednesday, July 12, 2017 15:59:00 Pacific Daylight Time

Printed: Wednesday, July 12, 2017 15:59:26 Pacific Daylight Time

Method: U:\Q4.PRO\MethDB\PFAS_L14-7-5-17.mdb 10 Jul 2017 08:06:14

Calibration: U:\Q4.PRO\CurveDB\C18_VAL-PFAS_Q4_7-10-17-L14.cdb 11 Jul 2017 08:36:22

Name: 170711M1_46, Date: 11-Jul-2017, Time: 18:37:02, ID: B7G0014-BLK1 Method Blank 0.125, Description: Method Blank

Total PFBS

#	Name	Trace	RT	Area	IS Area	Response	Primary Flags	Conc.
1								

Total PFHxS

#	Name	Trace	RT	Area	IS Area	Response	Primary Flags	Conc.
1								

Total PFOA

#	Name	Trace	RT	Area	IS Area	Response	Primary Flags	Conc.
1								

Total PFOS

#	Name	Trace	RT	Area	IS Area	Response	Primary Flags	Conc.
1								

Total N-Me-FOSAA

#	Name	Trace	RT	Area	IS Area	Response	Primary Flags	Conc.
1								

Total N-EtFOSAA

#	Name	Trace	RT	Area	IS Area	Response	Primary Flags	Conc.
1								

Dataset: U:\Q4.PRO\results\170711M1\170711M1-46.qld

Last Altered: Wednesday, July 12, 2017 15:59:00 Pacific Daylight Time

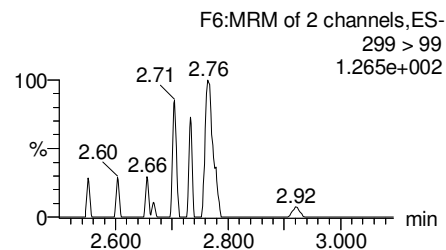
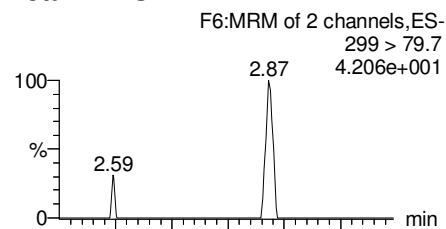
Printed: Wednesday, July 12, 2017 15:59:26 Pacific Daylight Time

Method: U:\Q4.PRO\MethDB\PFAS_L14-7-5-17.mdb 10 Jul 2017 08:06:14

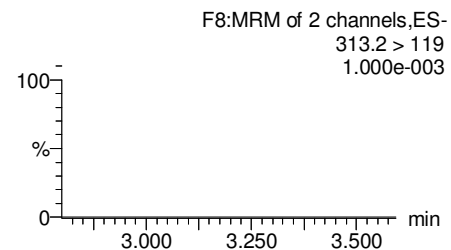
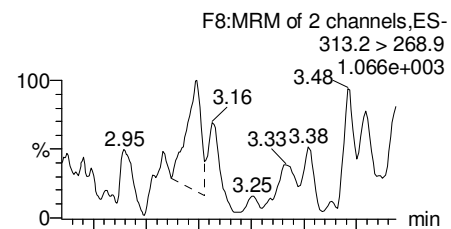
Calibration: U:\Q4.PRO\CurveDB\C18_VAL-PFAS_Q4_7-10-17-L14.cdb 11 Jul 2017 08:36:22

Name: 170711M1_46, Date: 11-Jul-2017, Time: 18:37:02, ID: B7G0014-BLK1 Method Blank 0.125, Description: Method Blank

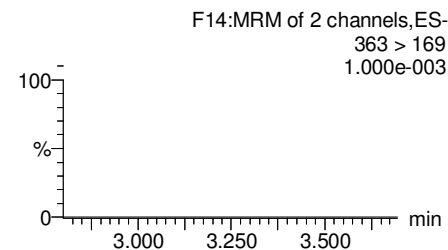
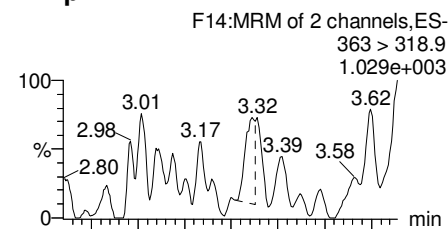
Total PFBS



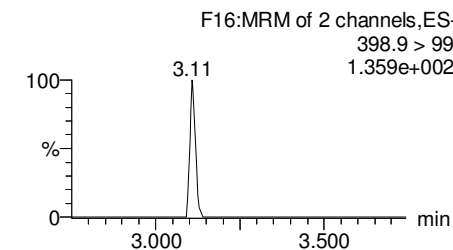
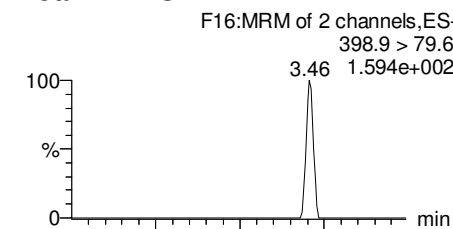
PFHxA



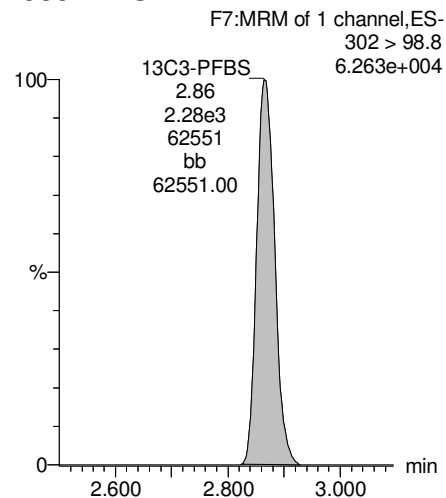
PFHpA



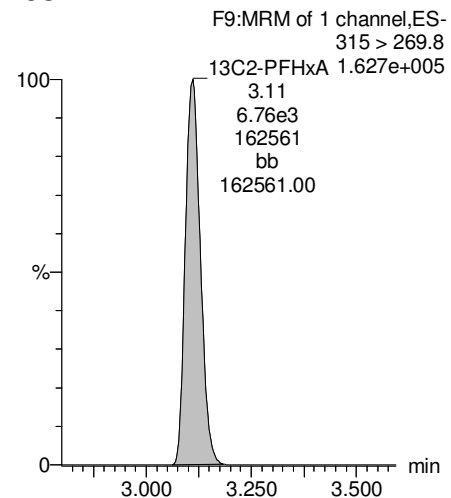
Total PFHxS



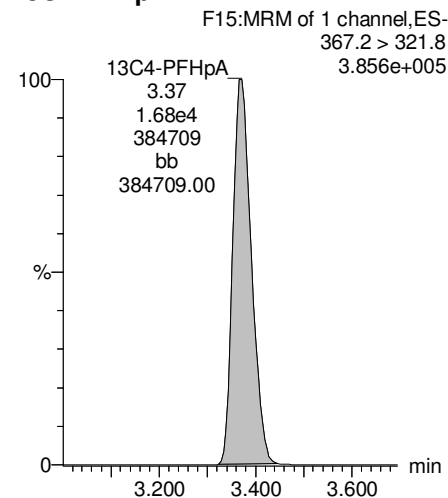
13C3-PFBS



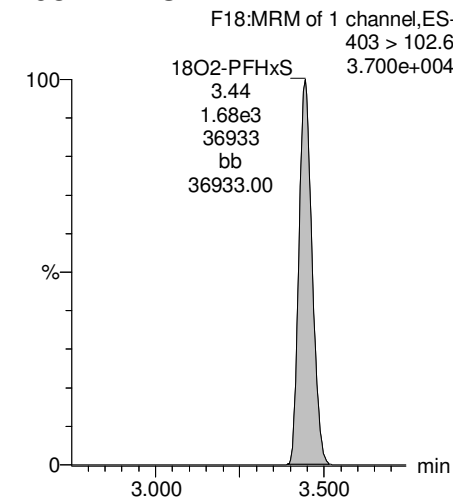
13C2-PFHxA



13C4-PFHpA



18O2-PFHxS

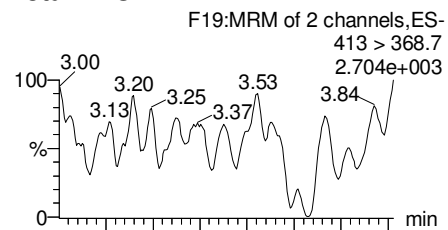


Dataset: U:\Q4.PRO\results\170711M1\170711M1-46.qld

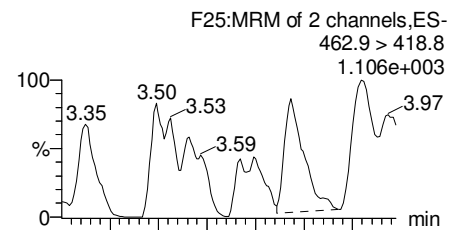
Last Altered: Wednesday, July 12, 2017 15:59:00 Pacific Daylight Time
Printed: Wednesday, July 12, 2017 15:59:26 Pacific Daylight Time

Name: 170711M1_46, Date: 11-Jul-2017, Time: 18:37:02, ID: B7G0014-BLK1 Method Blank 0.125, Description: Method Blank

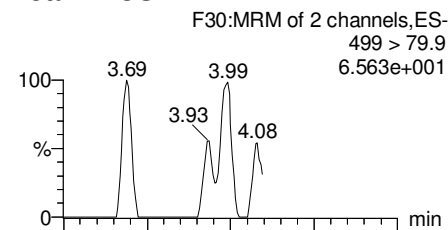
Total PFOA



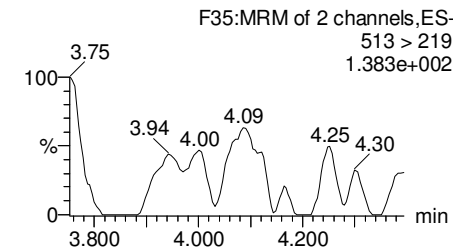
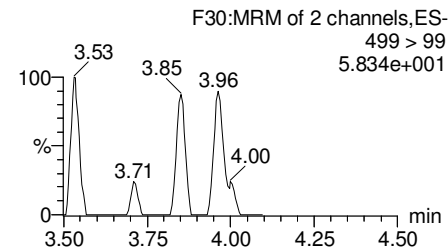
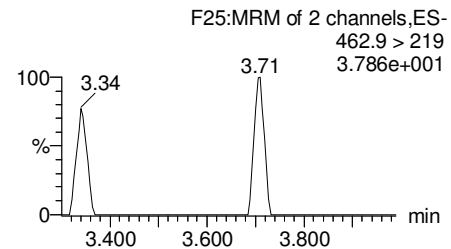
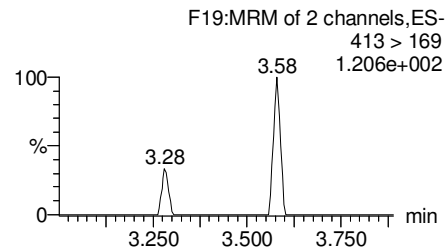
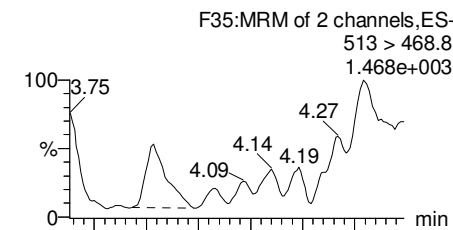
PFNA



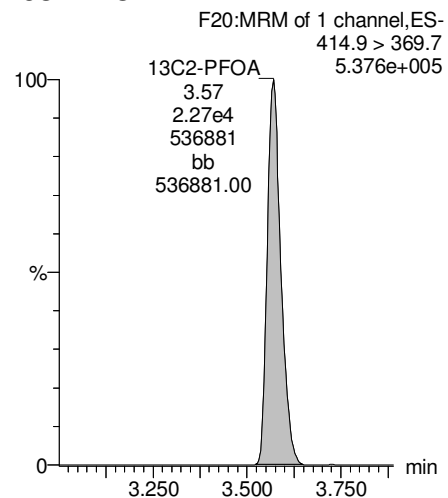
Total PFOS



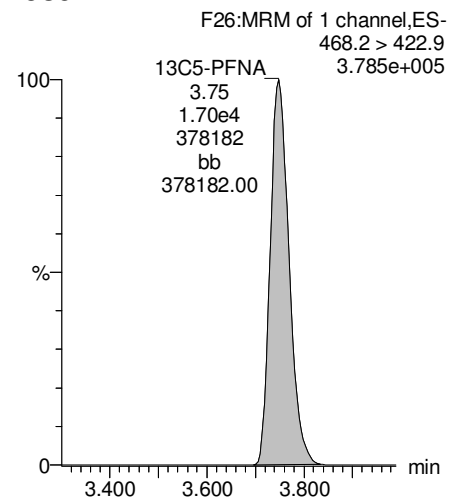
PFDA



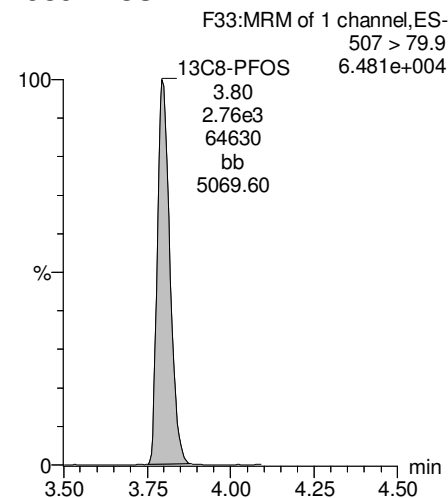
13C2-PFOA



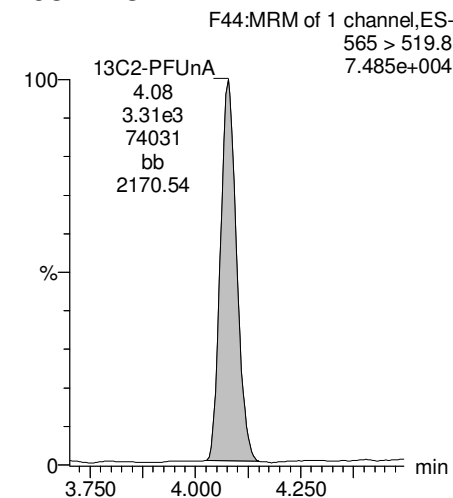
13C5-PFNA



13C8-PFOS



13C2-PFUnA



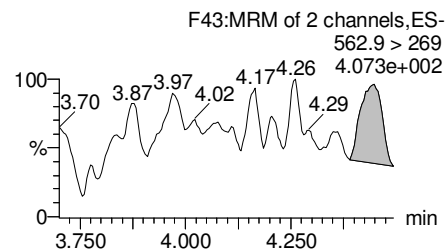
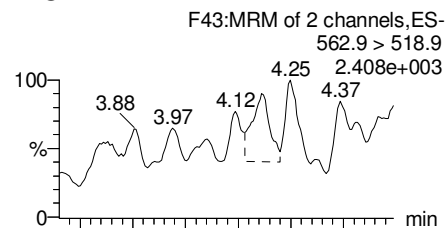
Dataset: U:\Q4.PRO\results\170711M1\170711M1-46.qld

Last Altered: Wednesday, July 12, 2017 15:59:00 Pacific Daylight Time

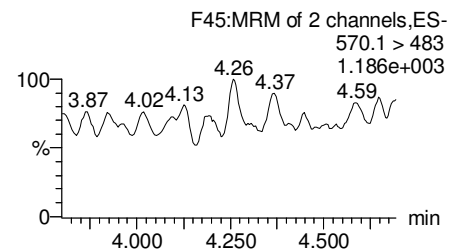
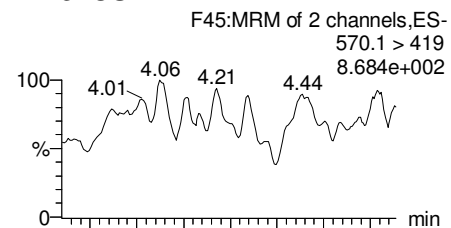
Printed: Wednesday, July 12, 2017 15:59:26 Pacific Daylight Time

Name: 170711M1_46, Date: 11-Jul-2017, Time: 18:37:02, ID: B7G0014-BLK1 Method Blank 0.125, Description: Method Blank

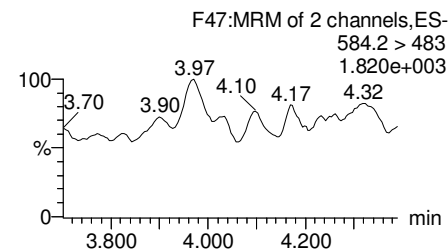
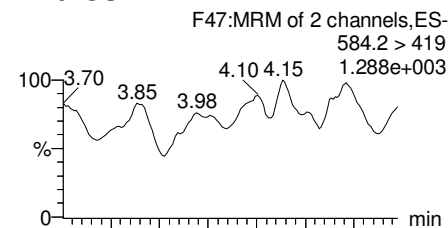
PFUnA



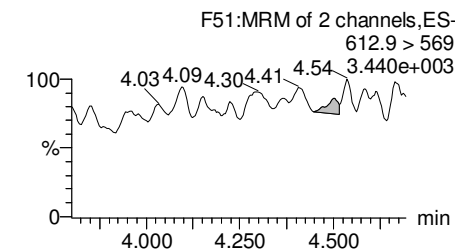
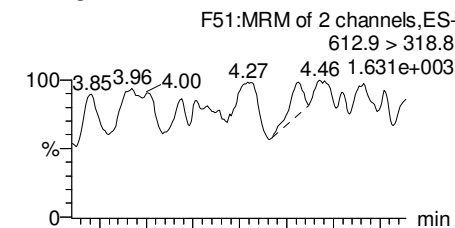
N-MeFOSAA



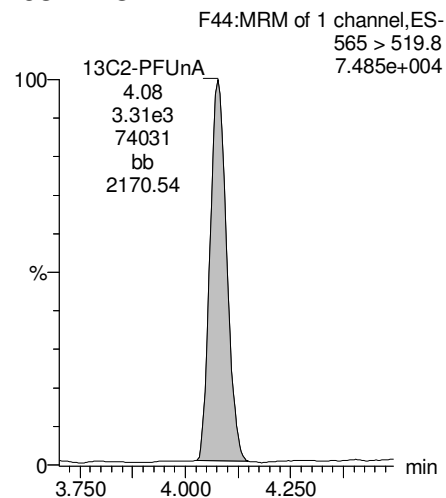
N-EtFOSAA



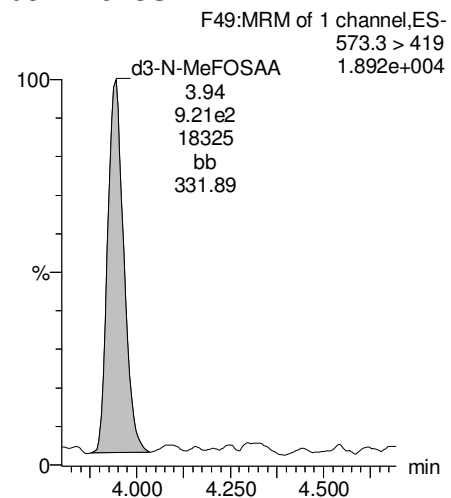
PFDoA



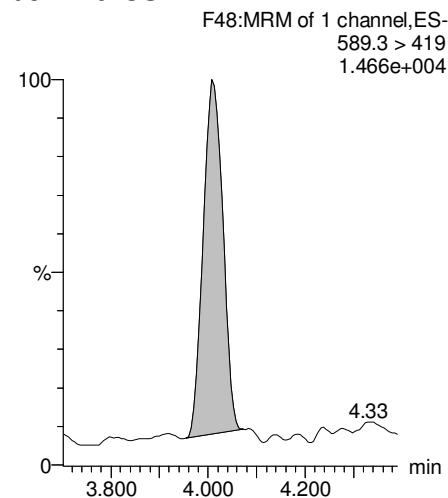
13C2-PFUnA



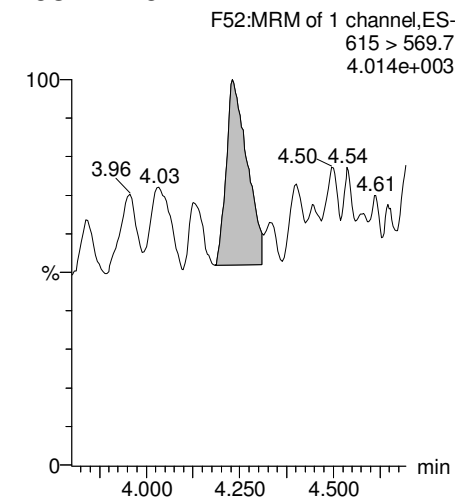
d3-N-MeFOSAA



d5-N-EtFOSAA



13C2-PFDoA



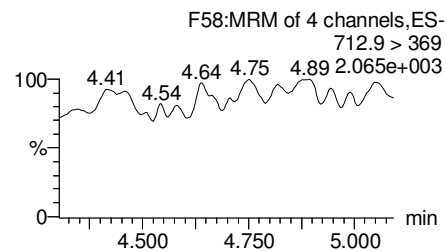
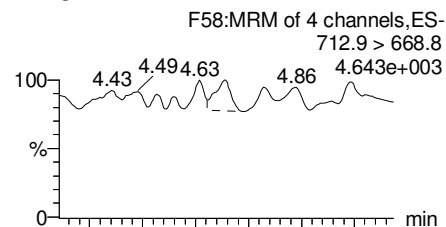
Dataset: U:\Q4.PRO\results\170711M1\170711M1-46.qld

Last Altered: Wednesday, July 12, 2017 15:59:00 Pacific Daylight Time

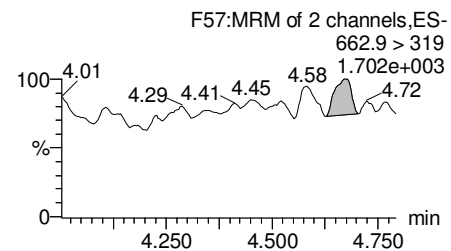
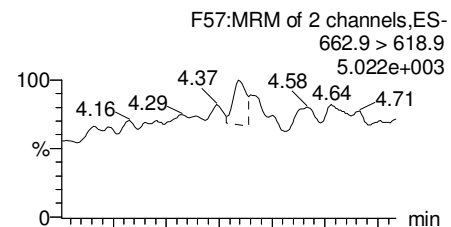
Printed: Wednesday, July 12, 2017 15:59:26 Pacific Daylight Time

Name: 170711M1_46, Date: 11-Jul-2017, Time: 18:37:02, ID: B7G0014-BLK1 Method Blank 0.125, Description: Method Blank

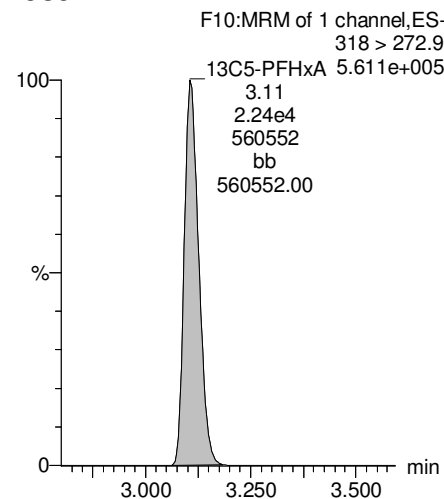
PFTeDA



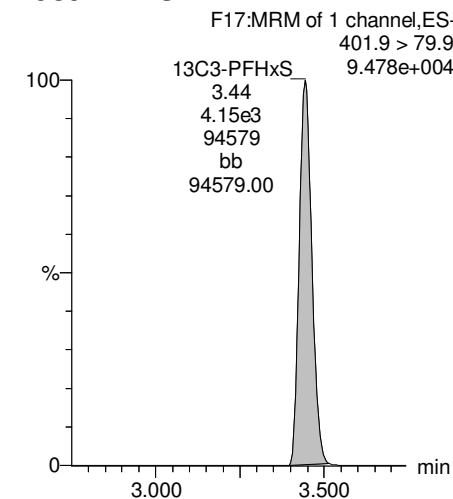
PFTrDA



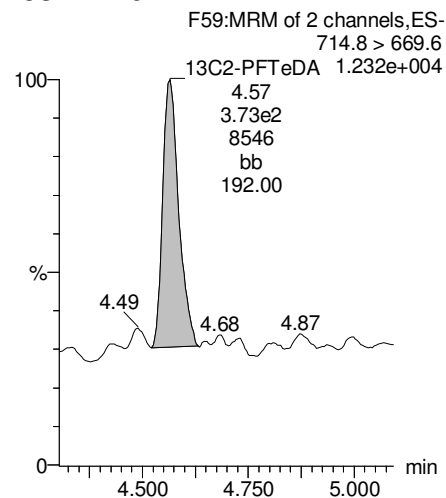
13C5-PFHxA



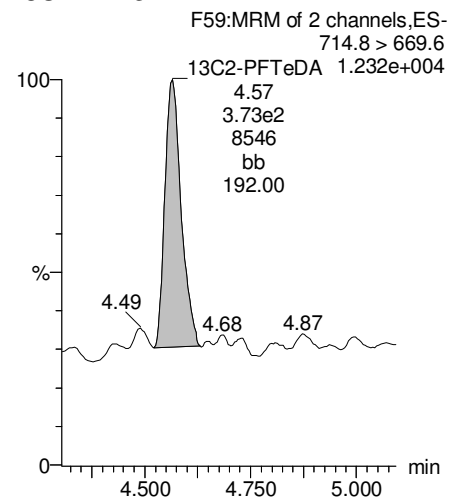
13C3-PFHxS



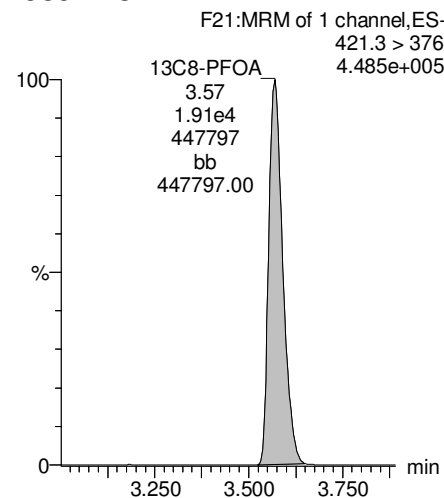
13C2-PFTeDA



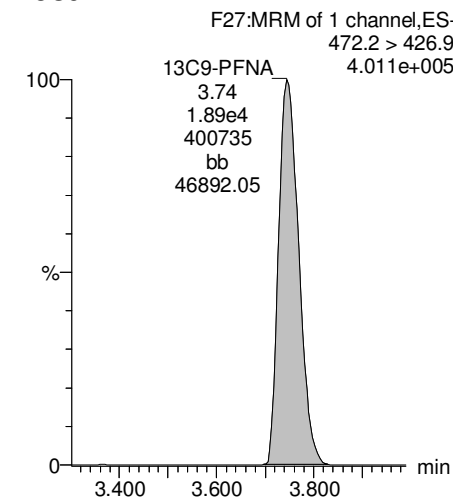
13C2-PFTeDA



13C8-PFOA



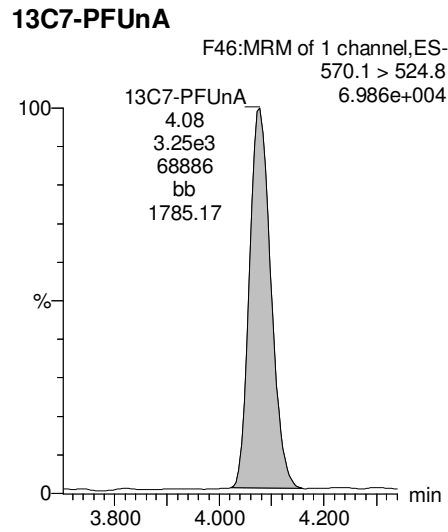
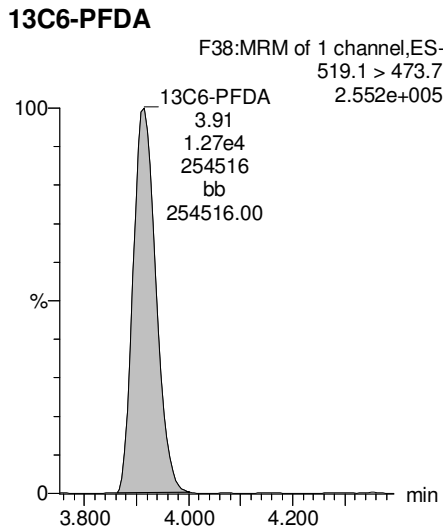
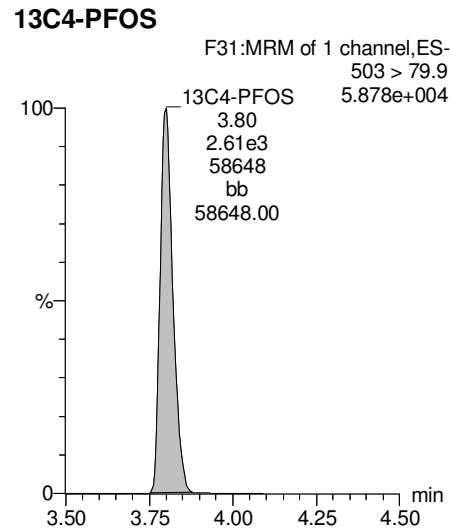
13C9-PFNA



Dataset: U:\Q4.PRO\results\170711M1\170711M1-46.qld

Last Altered: Wednesday, July 12, 2017 15:59:00 Pacific Daylight Time
Printed: Wednesday, July 12, 2017 15:59:26 Pacific Daylight Time

Name: 170711M1_46, Date: 11-Jul-2017, Time: 18:37:02, ID: B7G0014-BLK1 Method Blank 0.125, Description: Method Blank



Dataset: U:\Q4.PRO\results\170711M1\170711M1-43.qld

Last Altered: Wednesday, July 12, 2017 15:56:09 Pacific Daylight Time

Printed: Wednesday, July 12, 2017 15:56:14 Pacific Daylight Time

*outside method criteria

Method: U:\Q4.PRO\MethDB\PFAS_L14-7-5-17.mdb 10 Jul 2017 08:06:14

Calibration: U:\Q4.PRO\CurveDB\C18_VAL-PFAS_Q4_7-10-17-L14.cdb 11 Jul 2017 08:36:22

Name: 170711M1_43, Date: 11-Jul-2017, Time: 18:04:47, ID: B7G0014-BS1 OPR 0.125, Description: OPR

#	Name	Trace	Area	IS Area	Wt./Vol.	RRF	Pred.RT	RT	y Axis Resp.	Conc.	%Rec
1	1 PFBS	299 > 79.7	7.72e3	4.94e3	0.125		2.92	2.87	19.5	69.0	86.3
2	2 PFHxA	313.2 > 268.9	4.43e4	1.63e4	0.125		3.16	3.11	13.6	66.1	82.6
3	3 PFHpA	363 > 318.9	3.18e4	3.48e4	0.125		3.43	3.38	11.4	63.4	79.3
4	4 PFHxS	398.9 > 79.6	5.15e3	3.61e3	0.125		3.55	3.45	17.9	77.7	97.2
5	5 PFOA	413 > 368.7	3.91e4	5.34e4	0.125		3.63	3.57	9.16	63.6	79.5
6	6 PFNA	462.9 > 418.8	3.66e4	3.78e4	0.125		3.82	3.75	12.1	70.7	88.4
7	7 PFOS	499 > 79.9	6.88e3	8.68e3	0.125		3.86	3.80	9.91	70.5	88.1
8	8 PFDA	513 > 468.8	2.96e4	3.26e4	0.125		4.00	3.92	11.3	60.3	75.4
9	9 PFUnA	562.9 > 518.9	1.19e4	1.90e4	0.125		4.16	4.08	7.83	59.3	74.2
10	10 N-MeFOSAA	570.1 > 419	5.36e3	4.13e3	0.125		4.00	3.95	16.2	69.6	86.9
11	11 N-EtFOSAA	584.2 > 419	3.41e3	3.30e3	0.125		4.08	4.01	12.9	76.0	95.0
12	12 PFDoA	612.9 > 318.8	4.43e2	4.77e2	0.125		4.32	4.25	11.6	92.7	115.8
13	13 PFTTrDA	662.9 > 618.9	1.69e3	4.77e2	0.125		4.50	4.40	44.2	26.2	32.8 *
14	14 PFTeDA	712.9 > 668.8	9.39e2	1.07e3	0.125		4.66	4.57	11.0	69.4	86.8
15	15 13C3-PFBA	216.1 > 171.8	2.60e4	2.76e4	0.125	0.918	1.43	1.33	11.8	103	102.7
16	16 13C3-PFPeA	266 > 221.8	3.87e4	2.76e4	0.125	1.784	2.72	2.63	17.5	78.5	78.5
17	17 13C3-PFBS	302 > 98.8	4.94e3	2.76e4	0.125	0.215	2.92	2.86	2.23	83.0	83.0
18	18 13C2-PFHxA	315 > 269.8	1.63e4	4.87e4	0.125	0.304	3.16	3.11	1.67	44.0	110.1
19	19 13C4-PFHpA	367.2 > 321.8	3.48e4	4.87e4	0.125	0.306	3.43	3.37	3.58	93.5	93.5
20	20 18O2-PFHxS	403 > 102.6	3.61e3	8.06e3	0.125	0.437	3.55	3.45	5.60	102	102.4
21	21 13C2-PFOA	414.9 > 369.7	5.34e4	4.19e4	0.125	1.292	3.63	3.57	16.0	98.8	98.8
22	22 13C5-PFNA	468.2 > 422.9	3.78e4	4.27e4	0.125	0.980	3.82	3.75	11.1	90.2	90.2
23	23 13C8-PFOS	507 > 79.9	8.68e3	7.65e3	0.125	1.098	3.86	3.80	14.2	103	103.4
24	24 13C2-PFDA	515.1 > 469.9	3.26e4	4.38e4	0.125	0.928	4.00	3.91	9.31	80.3	80.3
25	25 13C2-PFUnA	565 > 519.8	1.90e4	2.40e4	0.125	1.083	4.16	4.08	9.89	73.1	73.1
26	26 d3-N-MeFOSAA	573.3 > 419	4.13e3	2.40e4	0.125	0.224	4.00	3.94	2.15	76.6	76.6
27	27 d5-N-EtFOSAA	589.3 > 419	3.30e3	2.40e4	0.125	0.230	4.08	4.01	1.72	59.8	59.8
28	28 13C2-PFDoA	615 > 569.7	4.77e2	2.40e4	0.125	0.130	4.32	4.24	0.248	15.3	15.3
29	29 13C2-PFTeDA	714.8 > 669.6	1.07e3	2.40e4	0.125	1.018	4.66	4.57	0.556	4.37	4.4
30	30 13C4-PFBA	217 > 171.8	2.76e4	2.76e4	0.125	1.000	1.43	1.33	12.5	100	100.0
31	31 13C5-PFHxA	318 > 272.9	4.87e4	4.87e4	0.125	1.000	3.18	3.11	5.00	40.0	100.0
32	32 13C3-PFHxS	401.9 > 79.9	8.06e3	8.06e3	0.125	1.000	3.55	3.45	12.5	100	100.0

Dataset: U:\Q4.PRO\results\170711M1\170711M1-43.qld

Last Altered: Wednesday, July 12, 2017 15:56:09 Pacific Daylight Time

Printed: Wednesday, July 12, 2017 15:56:14 Pacific Daylight Time

Name: 170711M1_43, Date: 11-Jul-2017, Time: 18:04:47, ID: B7G0014-BS1 OPR 0.125, Description: OPR

#	Name	Trace	Area	IS Area	Wt./Vol.	RRF	Pred.RT	RT	y Axis Resp.	Conc.	%Rec
33	33 13C8-PFOA	421.3 > 376	4.19e4	4.19e4	0.125	1.000	3.63	3.57	12.5	100	100.0
34	34 13C9-PFNA	472.2 > 426.9	4.27e4	4.27e4	0.125	1.000	3.82	3.75	12.5	100	100.0
35	35 13C4-PFOS	503 > 79.9	7.65e3	7.65e3	0.125	1.000	3.86	3.80	12.5	100	100.0
36	36 13C6-PFDA	519.1 > 473.7	4.38e4	4.38e4	0.125	1.000	4.00	3.91	12.5	100	100.0
37	37 13C7-PFUnA	570.1 > 524.8	2.40e4	2.40e4	0.125	1.000	4.16	4.08	12.5	100	100.0
38	38 Total PFBS	299 > 79.7	7.72e3	4.94e3	0.125		2.92		19.5	69.0	
39	39 Total PFHxS	398.9 > 79.6	5.15e3	3.61e3	0.125		3.55		17.9	77.7	
40	40 Total PFOA	413 > 368.7	3.91e4	5.34e4	0.125		3.63		9.16	63.6	
41	41 Total PFOS	499 > 79.9	6.88e3	8.68e3	0.125		3.86		9.91	70.5	
42	42 Total N-Me-FOSAA	570.1 > 419	5.36e3	4.13e3	0.125		4.20		16.2	69.6	
43	43 Total N-EtFOSAA	584.2 > 419	3.41e3	3.30e3	0.125		4.30		12.9	76.0	

Dataset: U:\Q4.PRO\results\170711M1\170711M1-43.qld

Last Altered: Wednesday, July 12, 2017 15:56:09 Pacific Daylight Time

Printed: Wednesday, July 12, 2017 15:56:14 Pacific Daylight Time

Method: U:\Q4.PRO\MethDB\PFAS_L14-7-5-17.mdb 10 Jul 2017 08:06:14

Calibration: U:\Q4.PRO\CurveDB\C18_VAL-PFAS_Q4_7-10-17-L14.cdb 11 Jul 2017 08:36:22

Name: 170711M1_43, Date: 11-Jul-2017, Time: 18:04:47, ID: B7G0014-BS1 OPR 0.125, Description: OPR

Total PFBS

#	Name	Trace	RT	Area	IS Area	Response	Primary Flags	Conc.
1	1 PFBS	299 > 79.7	2.87	7719.271	4936.843	19.545	bb	69.0

Total PFHxS

#	Name	Trace	RT	Area	IS Area	Response	Primary Flags	Conc.
1	4 PFHxS	398.9 > 79.6	3.45	5154.535	3605.924	17.868	MM	77.7

Total PFOA

#	Name	Trace	RT	Area	IS Area	Response	Primary Flags	Conc.
1	5 PFOA	413 > 368.7	3.57	39144.082	53438.535	9.156	bb	63.6

Total PFOS

#	Name	Trace	RT	Area	IS Area	Response	Primary Flags	Conc.
1	7 PFOS	499 > 79.9	3.80	6882.703	8684.487	9.907	MM	70.5

Total N-Me-FOSAA

#	Name	Trace	RT	Area	IS Area	Response	Primary Flags	Conc.
1	10 N-MeFOSAA	570.1 > 419	3.95	5360.221	4131.076	16.219	bb	69.6

Total N-EtFOSAA

#	Name	Trace	RT	Area	IS Area	Response	Primary Flags	Conc.
1	11 N-EtFOSAA	584.2 > 419	4.01	3411.907	3300.977	12.920	bb	76.0

Dataset: U:\Q4.PRO\results\170711M1\170711M1-43.qld

Last Altered: Wednesday, July 12, 2017 15:56:09 Pacific Daylight Time

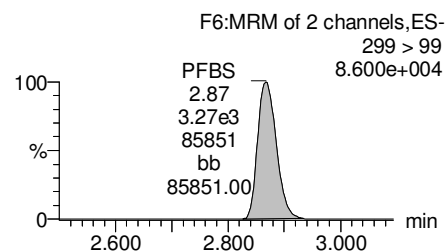
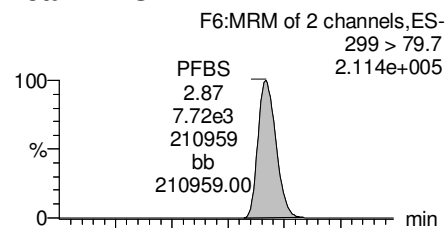
Printed: Wednesday, July 12, 2017 15:56:14 Pacific Daylight Time

Method: U:\Q4.PRO\MethDB\PFAS_L14-7-5-17.mdb 10 Jul 2017 08:06:14

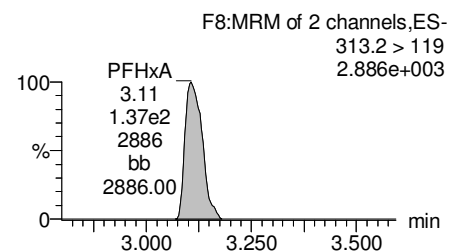
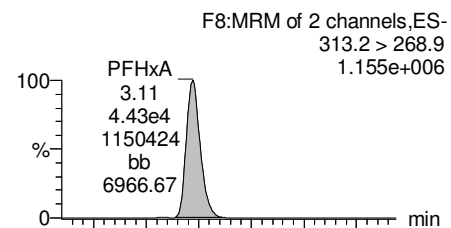
Calibration: U:\Q4.PRO\CurveDB\C18_VAL-PFAS_Q4_7-10-17-L14.cdb 11 Jul 2017 08:36:22

Name: 170711M1_43, Date: 11-Jul-2017, Time: 18:04:47, ID: B7G0014-BS1 OPR 0.125, Description: OPR

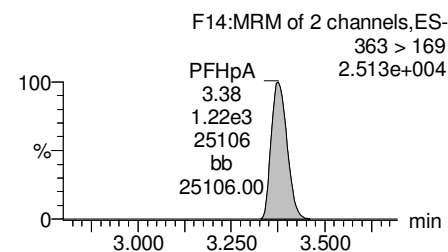
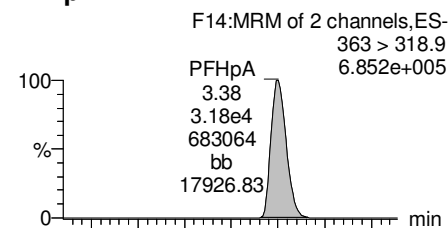
Total PFBS



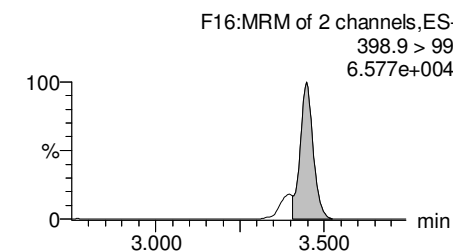
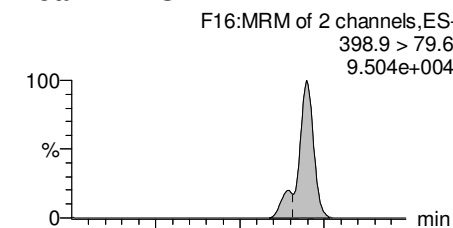
PFHxA



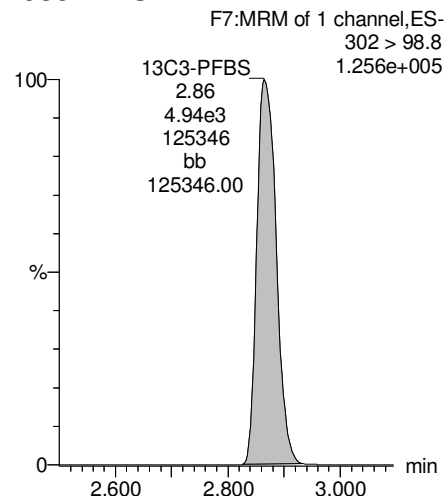
PFHpA



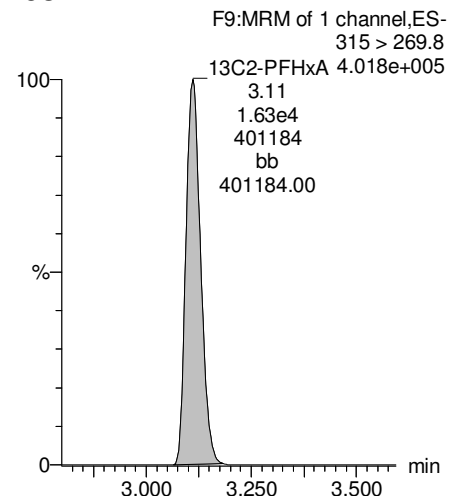
Total PFHxS



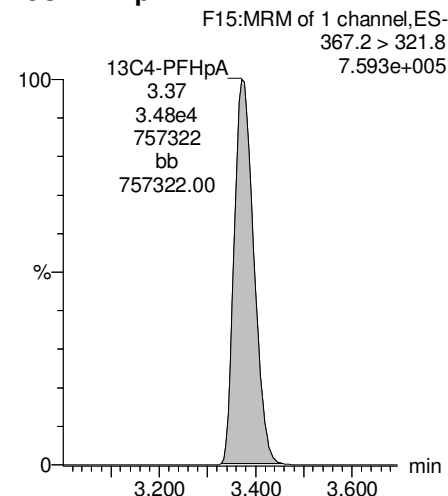
13C3-PFBS



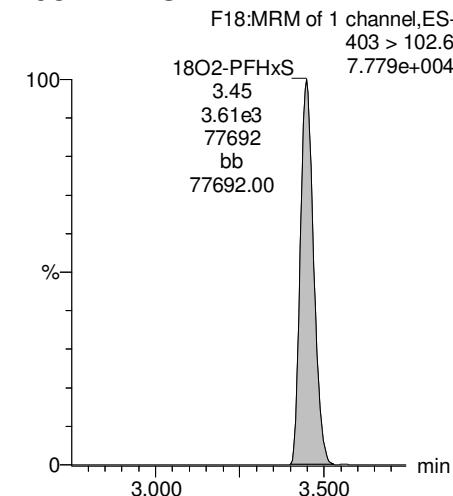
13C2-PFHxA



13C4-PFHpA



18O2-PFHxS



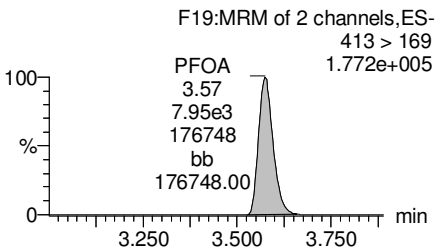
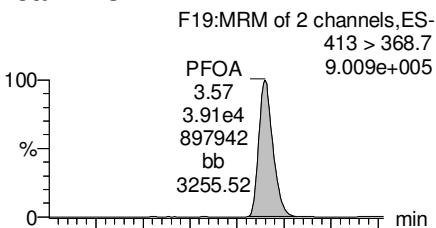
Dataset: U:\Q4.PRO\results\170711M1\170711M1-43.qld

Last Altered: Wednesday, July 12, 2017 15:56:09 Pacific Daylight Time

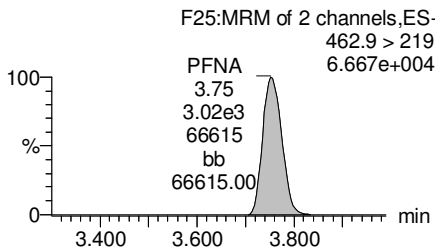
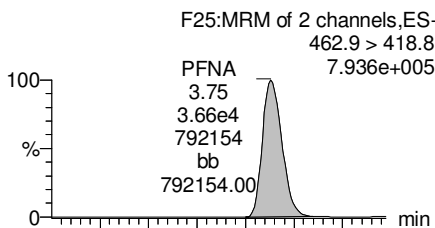
Printed: Wednesday, July 12, 2017 15:56:14 Pacific Daylight Time

Name: 170711M1_43, Date: 11-Jul-2017, Time: 18:04:47, ID: B7G0014-BS1 OPR 0.125, Description: OPR

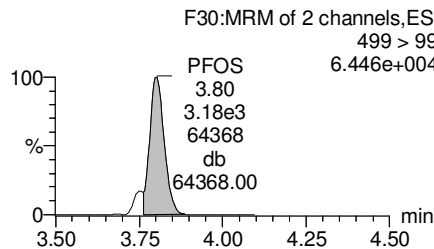
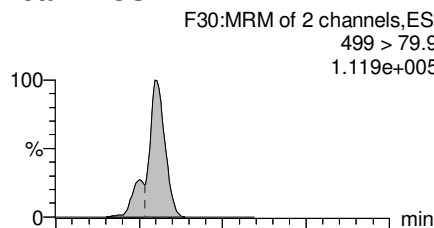
Total PFOA



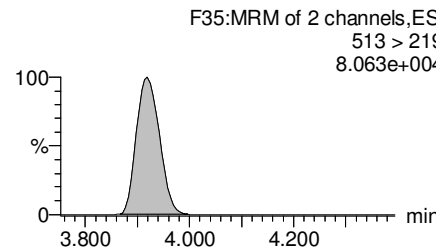
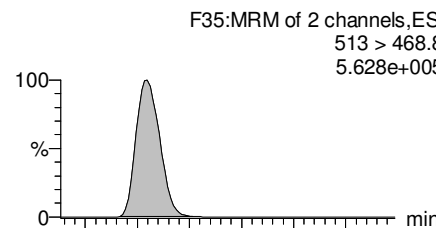
PFNA



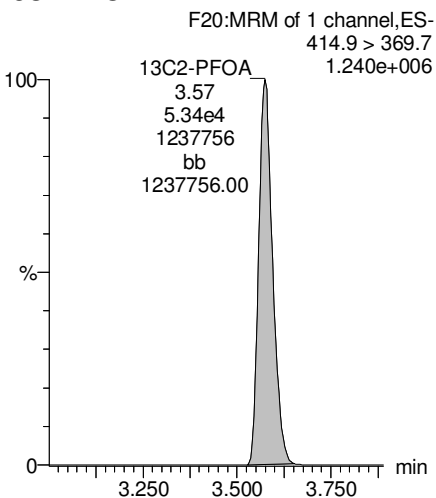
Total PFOS



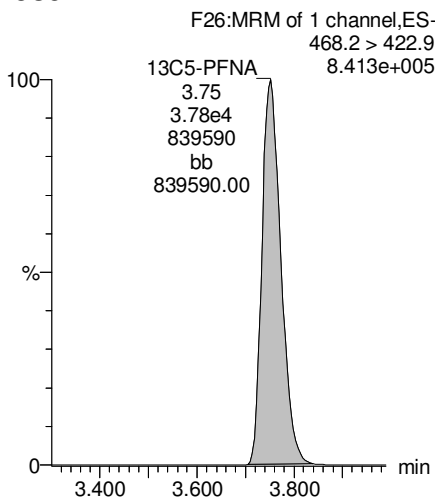
PFDA



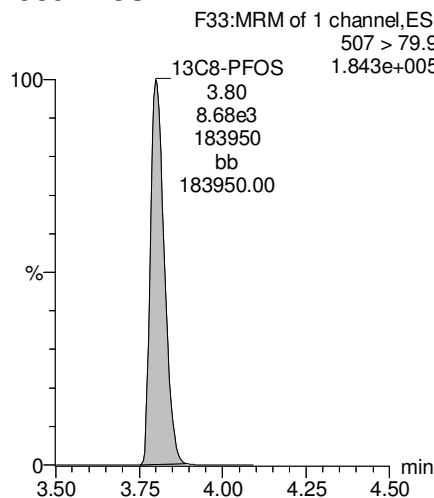
13C2-PFOA



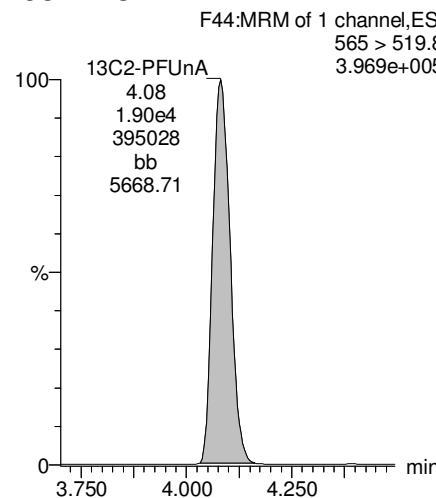
13C5-PFNA



13C8-PFOS



13C2-PFUnA



Dataset: U:\Q4.PRO\results\170711M1\170711M1-43.qld

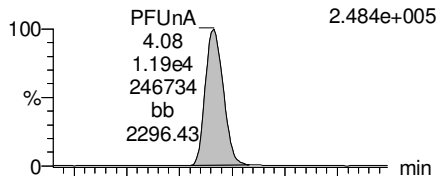
Last Altered: Wednesday, July 12, 2017 15:56:09 Pacific Daylight Time

Printed: Wednesday, July 12, 2017 15:56:14 Pacific Daylight Time

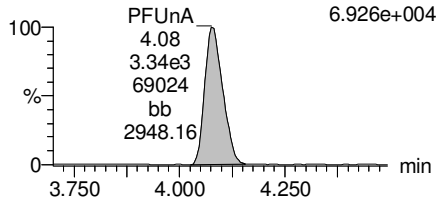
Name: 170711M1_43, Date: 11-Jul-2017, Time: 18:04:47, ID: B7G0014-BS1 OPR 0.125, Description: OPR

PFUnA

F43:MRM of 2 channels,ES-
562.9 > 518.9
2.484e+005

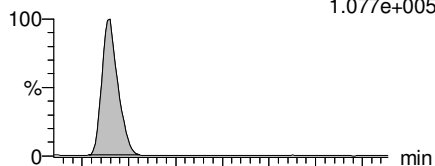


F43:MRM of 2 channels,ES-
562.9 > 269
6.926e+004

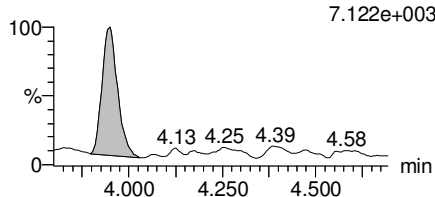


N-MeFOSAA

F45:MRM of 2 channels,ES-
570.1 > 419
1.077e+005

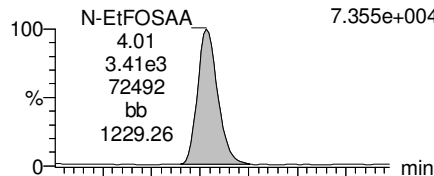


F45:MRM of 2 channels,ES-
570.1 > 483
7.122e+003

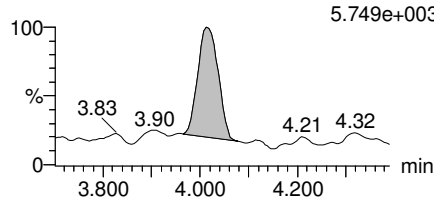


N-EtFOSAA

F47:MRM of 2 channels,ES-
584.2 > 419
7.355e+004

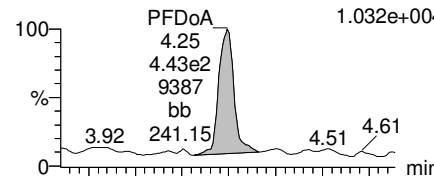


F47:MRM of 2 channels,ES-
584.2 > 483
5.749e+003

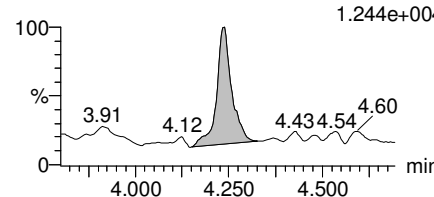


PFDoA

F51:MRM of 2 channels,ES-
612.9 > 318.8
1.032e+004

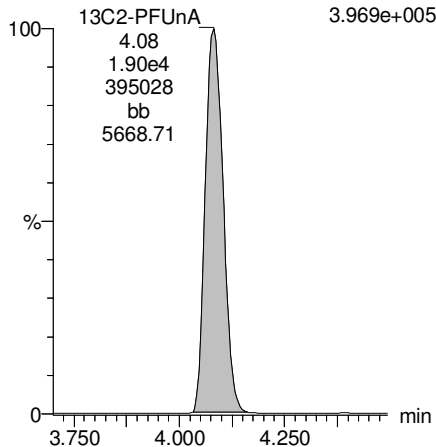


F51:MRM of 2 channels,ES-
612.9 > 569
1.244e+004



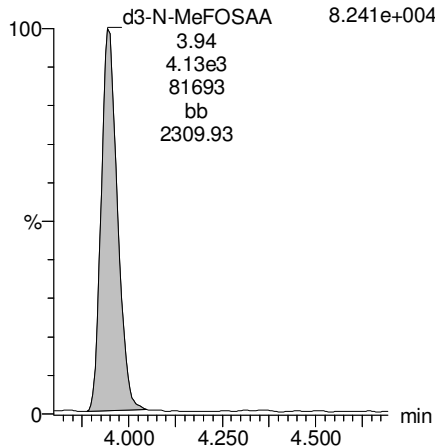
13C2-PFUnA

F44:MRM of 1 channel,ES-
565 > 519.8
3.969e+005



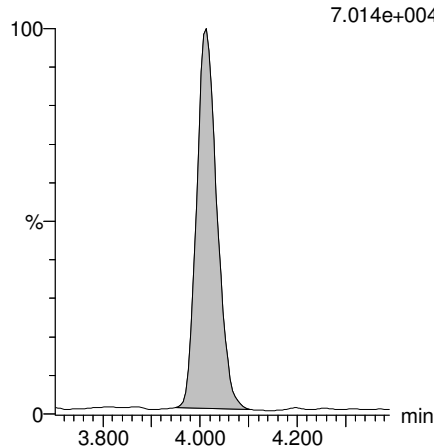
d3-N-MeFOSAA

F49:MRM of 1 channel,ES-
573.3 > 419
8.241e+004



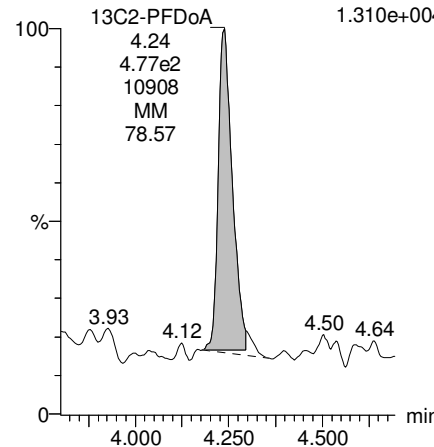
d5-N-EtFOSAA

F48:MRM of 1 channel,ES-
589.3 > 419
7.014e+004



13C2-PFDoA

F52:MRM of 1 channel,ES-
615 > 569.7
1.310e+004



Dataset: U:\Q4.PRO\results\170711M1\170711M1-43.qld

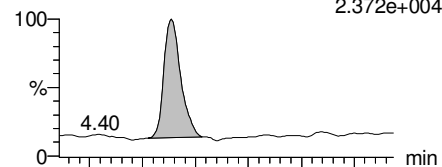
Last Altered: Wednesday, July 12, 2017 15:56:09 Pacific Daylight Time

Printed: Wednesday, July 12, 2017 15:56:14 Pacific Daylight Time

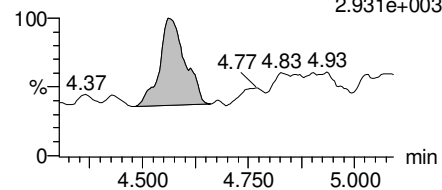
Name: 170711M1_43, Date: 11-Jul-2017, Time: 18:04:47, ID: B7G0014-BS1 OPR 0.125, Description: OPR

PFTeDA

F58:MRM of 4 channels,ES-
712.9 > 668.8
2.372e+004

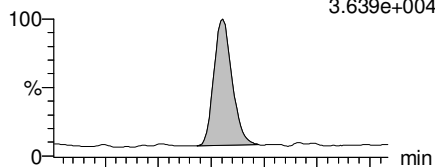


F58:MRM of 4 channels,ES-
712.9 > 369
2.931e+003

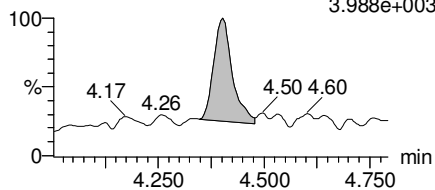


PFTrDA

F57:MRM of 2 channels,ES-
662.9 > 618.9
3.639e+004

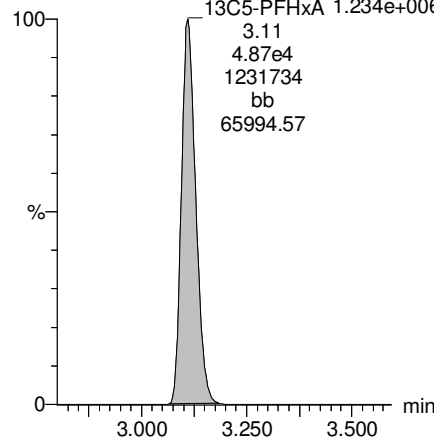


F57:MRM of 2 channels,ES-
662.9 > 319
3.988e+003



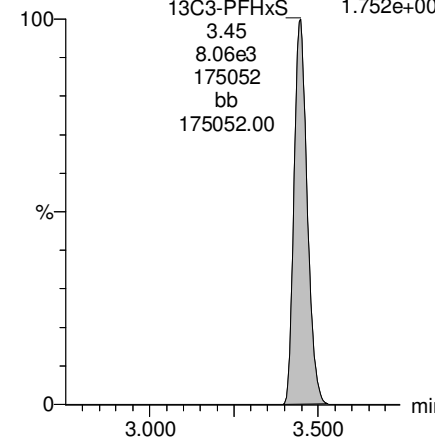
13C5-PFHxA

F10:MRM of 1 channel,ES-
318 > 272.9
1.234e+006



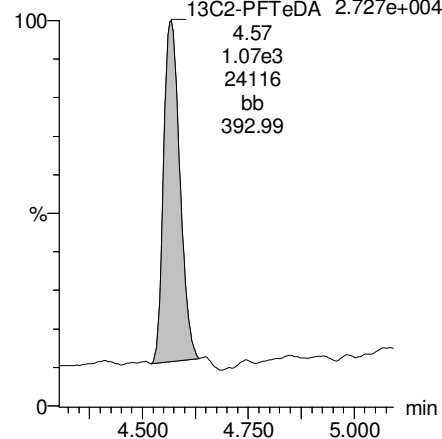
13C3-PFHxS

F17:MRM of 1 channel,ES-
401.9 > 79.9
1.752e+005



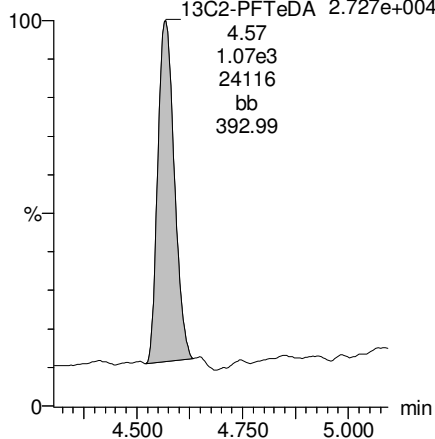
13C2-PFTeDA

F59:MRM of 2 channels,ES-
714.8 > 669.6
2.727e+004



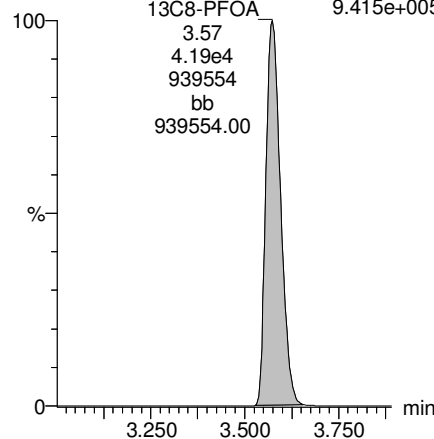
13C2-PFTeDA

F59:MRM of 2 channels,ES-
714.8 > 669.6
2.727e+004



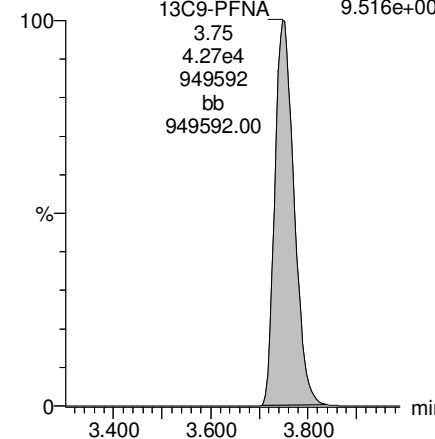
13C8-PFOA

F21:MRM of 1 channel,ES-
421.3 > 376
9.415e+005



13C9-PFNA

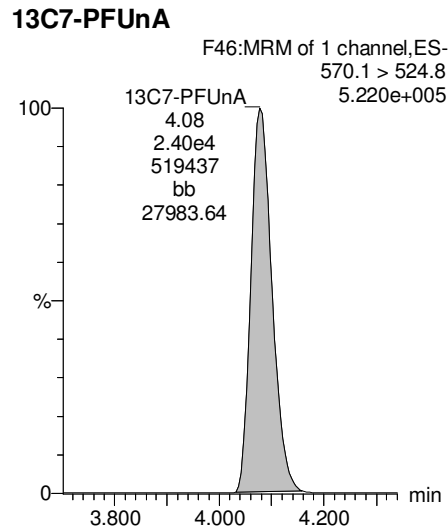
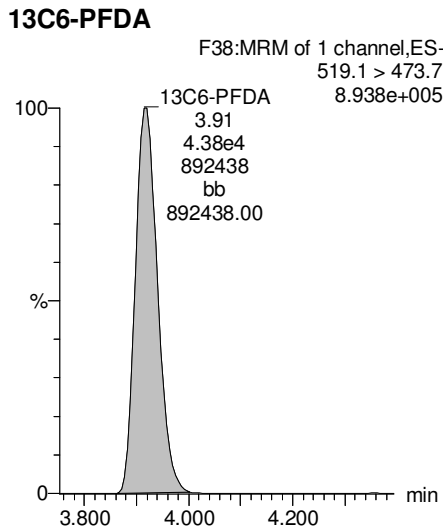
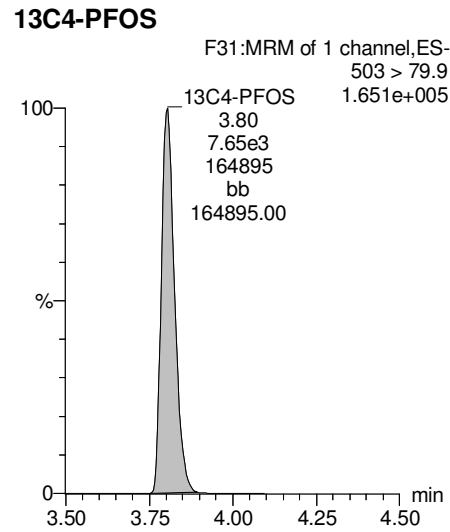
F27:MRM of 1 channel,ES-
472.2 > 426.9
9.516e+005



Dataset: U:\Q4.PRO\results\170711M1\170711M1-43.qld

Last Altered: Wednesday, July 12, 2017 15:56:09 Pacific Daylight Time
Printed: Wednesday, July 12, 2017 15:56:14 Pacific Daylight Time

Name: 170711M1_43, Date: 11-Jul-2017, Time: 18:04:47, ID: B7G0014-BS1 OPR 0.125, Description: OPR



Dataset: U:\Q4.PRO\results\170713M1\170713M1-8.qld

Last Altered: Wednesday, July 19, 2017 10:18:47 Pacific Daylight Time

Printed: Wednesday, July 19, 2017 10:19:08 Pacific Daylight Time

Method: U:\Q4.PRO\MethDB\PFAS_L14-7-13-17.mdb 14 Jul 2017 08:41:09

Calibration: U:\Q4.PRO\CurveDB\C18_VAL-PFAS_Q4_7-10-17-L14A.cdb 14 Jul 2017 08:57:46

Name: 170713M1_8, Date: 13-Jul-2017, Time: 17:22:39, ID: B7G0054-BLK1 Method Blank 0.125, Description: Method Blank

#	Name	Trace	Area	IS Area	Wt./Vol.	RRF	Pred.RT	RT	y Axis Resp.	Conc.	%Rec
1	1 PFBS	299 > 79.7		3.32e3	0.125		2.92				
2	2 PFHxA	313.2 > 268.9		1.04e4	0.125		3.16				
3	3 PFHpA	363 > 318.9		2.29e4	0.125		3.43				
4	4 PFHxS	398.9 > 79.6	1.23e0	2.54e3	0.125		3.55	3.45	0.00604	0.430	
5	5 PFOA	413 > 368.7		3.09e4	0.125		3.63				
6	6 PFNA	462.9 > 418.8		1.75e4	0.125		3.82				
7	7 PFOS	499 > 79.9		3.05e3	0.125		3.86				
8	8 PFDA	513 > 468.8		6.88e3	0.125		4.00				
9	9 PFUnA	562.9 > 518.9		1.76e3	0.125		4.16				
10	10 N-MeFOSAA	570.1 > 419		6.00e2	0.125		4.00				
11	11 N-EtFOSAA	584.2 > 419		4.47e2	0.125		4.08				
12	12 PFDoA	612.9 > 318.8		4.80e1	0.125		4.32				
13	13 PFTrDA	662.9 > 618.9		4.80e1	0.125		4.50				
14	14 PFTeDA	712.9 > 668.8		1.07e3	0.125		4.66				
15	15 13C3-PFBA	216.1 > 171.8	1.24e3	1.62e3	0.125	0.918	1.43	1.38	9.55	83.3	83.3
16	16 13C3-PFPeA	266 > 221.8	2.91e4	4.07e4	0.125	0.275	2.72	2.66	3.58	104	104.1
17	17 13C3-PFBS	302 > 98.8	3.32e3	4.07e4	0.125	0.033	2.92	2.88	0.408	98.4	98.4
18	18 13C2-PFHxA	315 > 269.8	1.04e4	4.07e4	0.125	0.304	3.16	3.12	1.28	33.6	84.1
19	19 13C4-PFHpA	367.2 > 321.8	2.29e4	4.07e4	0.125	0.306	3.43	3.38	2.82	73.6	73.6
20	20 18O2-PFHxS	403 > 102.6	2.54e3	5.99e3	0.125	0.437	3.55	3.45	5.31	97.1	97.1
21	21 13C2-PFOA	414.9 > 369.7	3.09e4	2.95e4	0.125	1.292	3.63	3.58	13.1	81.0	81.0
22	22 13C5-PFNA	468.2 > 422.9	1.75e4	2.26e4	0.125	0.980	3.82	3.76	9.68	79.0	79.0
23	23 13C8-PFOS	507 > 79.9	3.05e3	3.74e3	0.125	1.098	3.86	3.81	10.2	74.3	74.3
24	24 13C2-PFDA	515.1 > 469.9	6.88e3	1.00e4	0.125	0.928	4.00	3.93	8.58	73.9	73.9
25	25 13C2-PFUnA	565 > 519.8	1.76e3	2.64e3	0.125	1.083	4.16	4.09	8.33	61.5	61.5
26	26 d3-N-MeFOSAA	573.3 > 419	6.00e2	2.64e3	0.125	0.224	4.00	3.95	2.84	101	101.4
27	27 d5-N-EtFOSAA	589.3 > 419	4.47e2	2.64e3	0.125	0.230	4.08	4.02	2.12	73.7	73.7
28	28 13C2-PFDoA	615 > 569.7	4.80e1	2.64e3	0.125	0.130	4.32	4.24	0.228	14.0	14.0
29	29 13C2-PFTeDA	714.8 > 669.6	1.07e3	2.64e3	0.125	1.018	4.66	4.57	5.06	39.8	39.8
30	30 13C4-PFBA	217 > 171.8	1.62e3	1.62e3	0.125	1.000	1.43	1.38	12.5	100	100.0
31	31 13C5-PFHxA	318 > 272.9	4.07e4	4.07e4	0.125	1.000	3.18	3.12	5.00	40.0	100.0
32	32 13C3-PFHxS	401.9 > 79.9	5.99e3	5.99e3	0.125	1.000	3.55	3.45	12.5	100	100.0

Dataset: U:\Q4.PRO\results\170713M1\170713M1-8.qld

Last Altered: Wednesday, July 19, 2017 10:18:47 Pacific Daylight Time

Printed: Wednesday, July 19, 2017 10:19:08 Pacific Daylight Time

Name: 170713M1_8, Date: 13-Jul-2017, Time: 17:22:39, ID: B7G0054-BLK1 Method Blank 0.125, Description: Method Blank

#	Name	Trace	Area	IS Area	Wt./Vol.	RRF	Pred.RT	RT	y Axis Resp.	Conc.	%Rec
33	33 13C8-PFOA	421.3 > 376	2.95e4	2.95e4	0.125	1.000	3.63	3.58	12.5	100	100.0
34	34 13C9-PFNA	472.2 > 426.9	2.26e4	2.26e4	0.125	1.000	3.82	3.76	12.5	100	100.0
35	35 13C4-PFOS	503 > 79.9	3.74e3	3.74e3	0.125	1.000	3.86	3.81	12.5	100	100.0
36	36 13C6-PFDA	519.1 > 473.7	1.00e4	1.00e4	0.125	1.000	4.00	3.92	12.5	100	100.0
37	37 13C7-PFUnA	570.1 > 524.8	2.64e3	2.64e3	0.125	1.000	4.16	4.08	12.5	100	100.0
38	38 Total PFBS	299 > 79.7	0.00e0	3.32e3	0.125		2.92		0.000		
39	39 Total PFHxS	398.9 > 79.6	1.23e0	2.54e3	0.125		3.55		0.00604	0.430	
40	40 Total PFOA	413 > 368.7	0.00e0	3.09e4	0.125		3.63		0.000		
41	41 Total PFOS	499 > 79.9	0.00e0	3.05e3	0.125		3.86		0.000		
42	42 Total N-Me-FOSAA	570.1 > 419	0.00e0	6.00e2	0.125		4.20		0.000		
43	43 Total N-EtFOSAA	584.2 > 419	0.00e0	4.47e2	0.125		4.30		0.000		

Dataset: U:\Q4.PRO\results\170713M1\170713M1-8.qld

Last Altered: Wednesday, July 19, 2017 10:18:47 Pacific Daylight Time

Printed: Wednesday, July 19, 2017 10:19:08 Pacific Daylight Time

Method: U:\Q4.PRO\MethDB\PFAS_L14-7-13-17.mdb 14 Jul 2017 08:41:09

Calibration: U:\Q4.PRO\CurveDB\C18_VAL-PFAS_Q4_7-10-17-L14A.cdb 14 Jul 2017 08:57:46

Name: 170713M1_8, Date: 13-Jul-2017, Time: 17:22:39, ID: B7G0054-BLK1 Method Blank 0.125, Description: Method Blank

Total PFBS

#	Name	Trace	RT	Area	IS Area	Response	Primary Flags	Conc.
1								

Total PFHxS

#	Name	Trace	RT	Area	IS Area	Response	Primary Flags	Conc.
1	4 PFHxS	398.9 > 79.6	3.45	1.230	2544.475	0.006	MM	0.4

Total PFOA

#	Name	Trace	RT	Area	IS Area	Response	Primary Flags	Conc.
1	5 PFOA	413 > 368.7			30894.855		MM-I	

Total PFOS

#	Name	Trace	RT	Area	IS Area	Response	Primary Flags	Conc.
1								

Total N-Me-FOSAA

#	Name	Trace	RT	Area	IS Area	Response	Primary Flags	Conc.
1								

Total N-EtFOSAA

#	Name	Trace	RT	Area	IS Area	Response	Primary Flags	Conc.
1	11 N-EtFOSAA	584.2 > 419			446.556		MM-I	

Dataset: U:\Q4.PRO\results\170713M1\170713M1-8.qld

Last Altered: Wednesday, July 19, 2017 10:18:47 Pacific Daylight Time

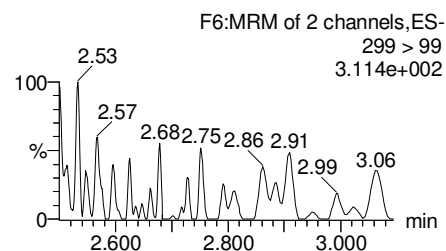
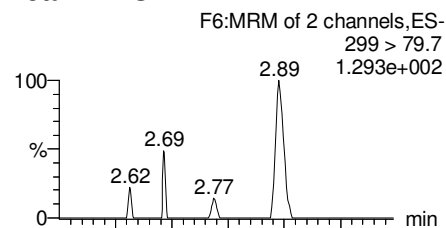
Printed: Wednesday, July 19, 2017 10:19:08 Pacific Daylight Time

Method: U:\Q4.PRO\MethDB\PFAS_L14-7-13-17.mdb 14 Jul 2017 08:41:09

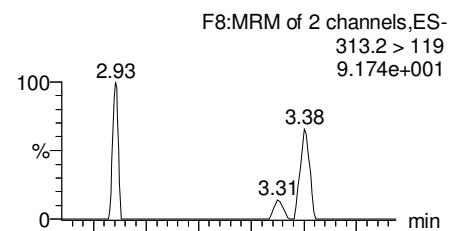
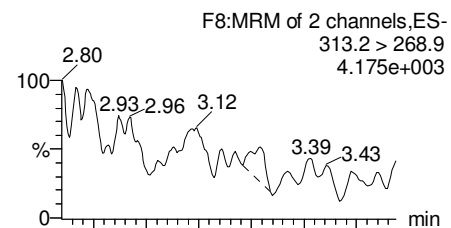
Calibration: U:\Q4.PRO\CurveDB\C18_VAL-PFAS_Q4_7-10-17-L14A.cdb 14 Jul 2017 08:57:46

Name: 170713M1_8, Date: 13-Jul-2017, Time: 17:22:39, ID: B7G0054-BLK1 Method Blank 0.125, Description: Method Blank

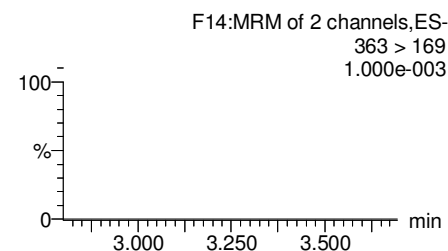
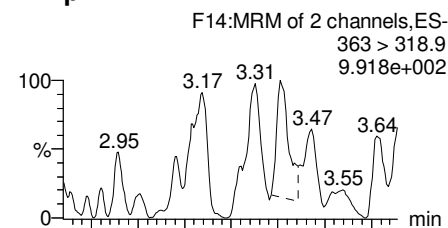
Total PFBS



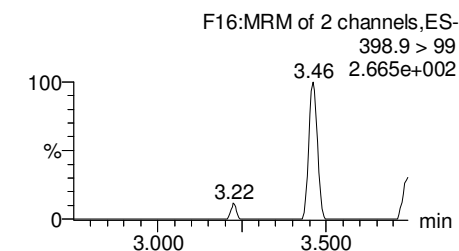
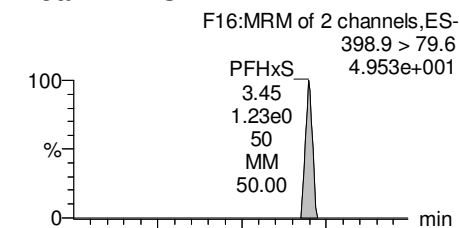
PFHxA



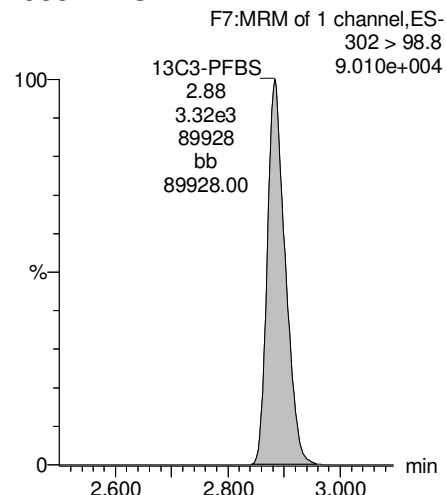
PFHpA



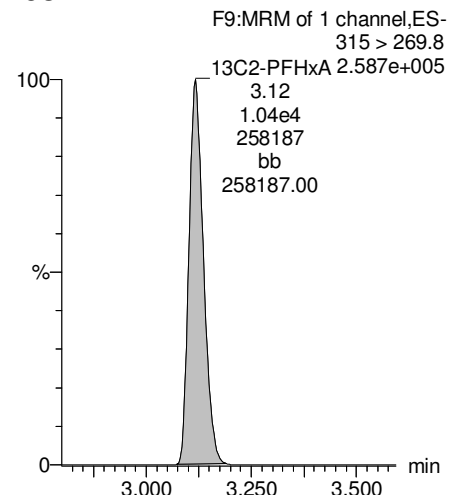
Total PFHxS



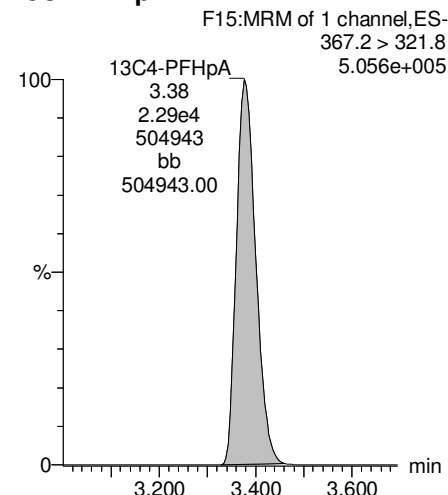
13C3-PFBS



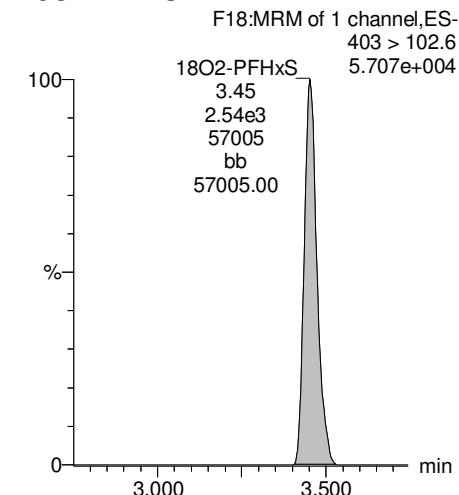
13C2-PFHxA



13C4-PFHpA



18O2-PFHxS



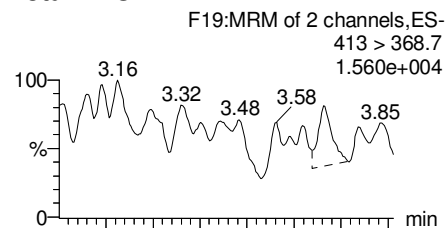
Dataset: U:\Q4.PRO\results\170713M1\170713M1-8.qld

Last Altered: Wednesday, July 19, 2017 10:18:47 Pacific Daylight Time

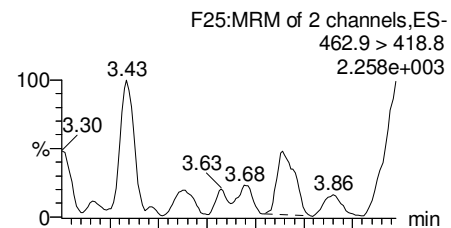
Printed: Wednesday, July 19, 2017 10:19:08 Pacific Daylight Time

Name: 170713M1_8, Date: 13-Jul-2017, Time: 17:22:39, ID: B7G0054-BLK1 Method Blank 0.125, Description: Method Blank

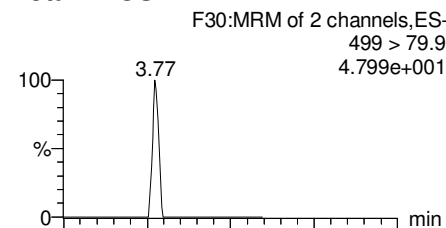
Total PFOA



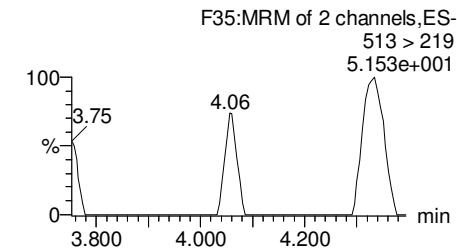
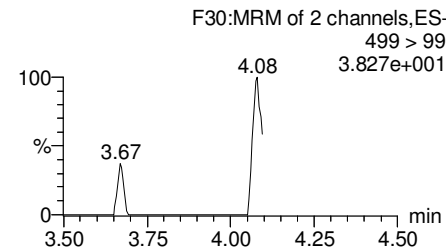
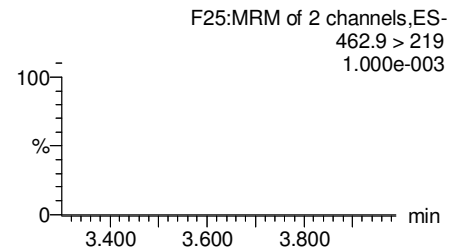
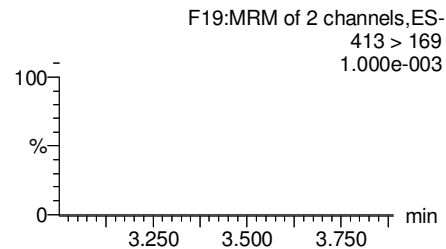
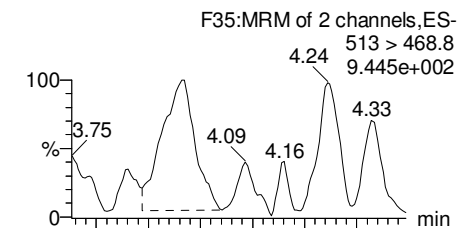
PFNA



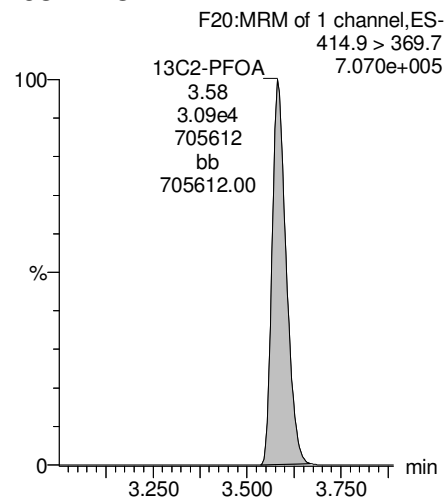
Total PFOS



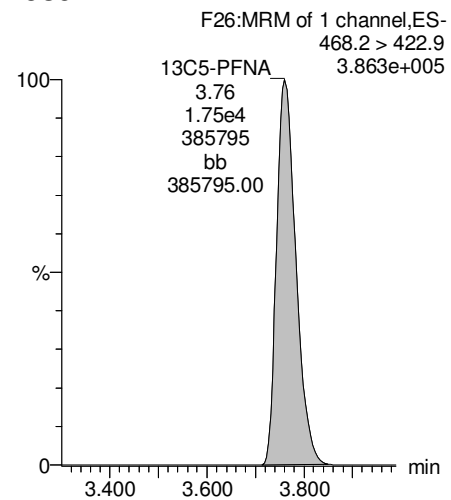
PFDA



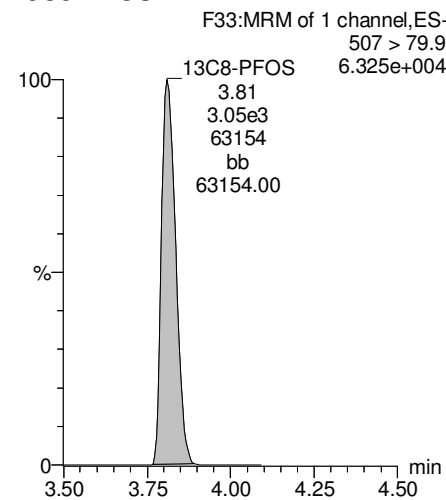
13C2-PFOA



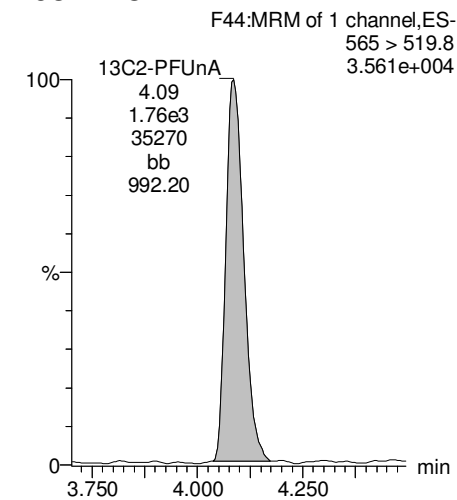
13C5-PFNA



13C8-PFOS



13C2-PFUnA



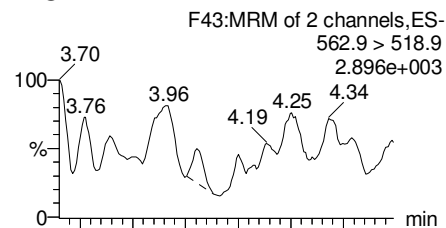
Dataset: U:\Q4.PRO\results\170713M1\170713M1-8.qld

Last Altered: Wednesday, July 19, 2017 10:18:47 Pacific Daylight Time

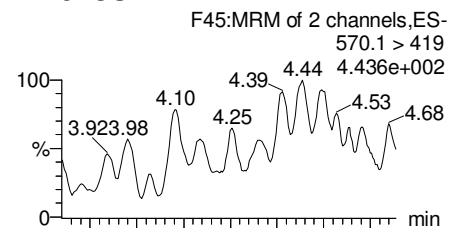
Printed: Wednesday, July 19, 2017 10:19:08 Pacific Daylight Time

Name: 170713M1_8, Date: 13-Jul-2017, Time: 17:22:39, ID: B7G0054-BLK1 Method Blank 0.125, Description: Method Blank

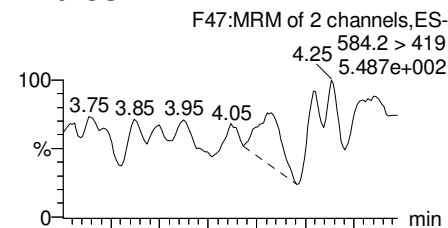
PFUnA



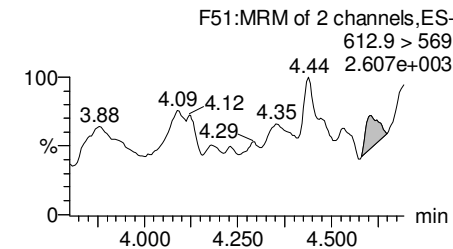
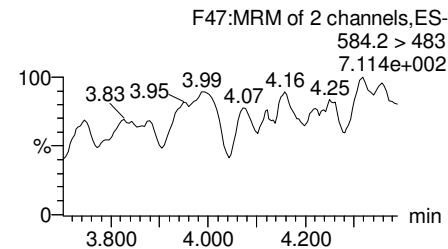
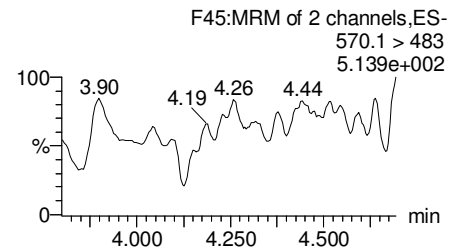
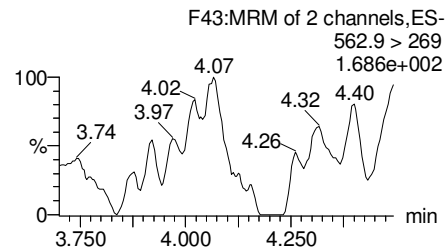
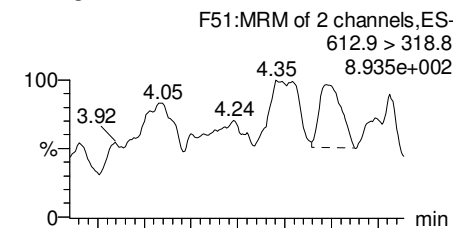
N-MeFOSAA



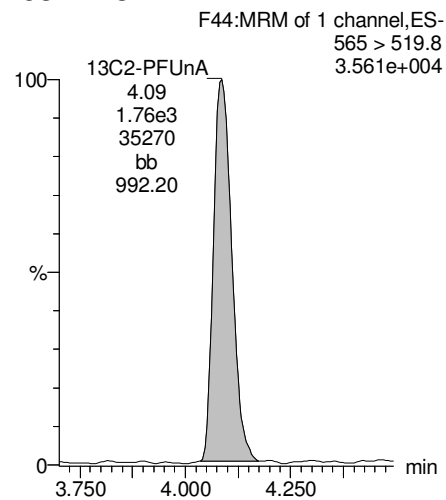
N-EtFOSAA



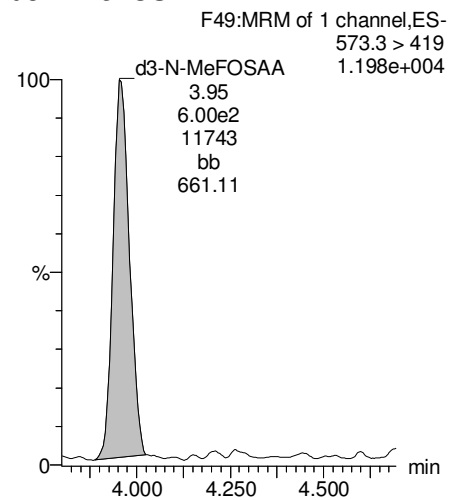
PFDaA



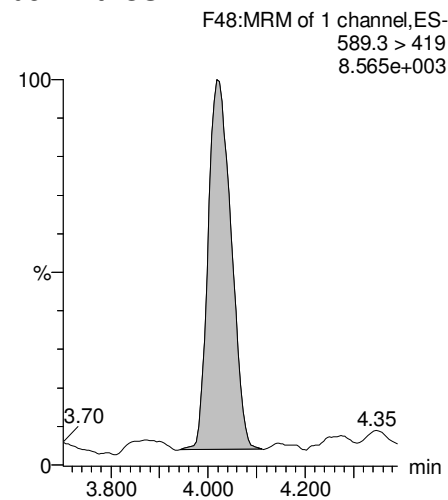
13C2-PFUnA



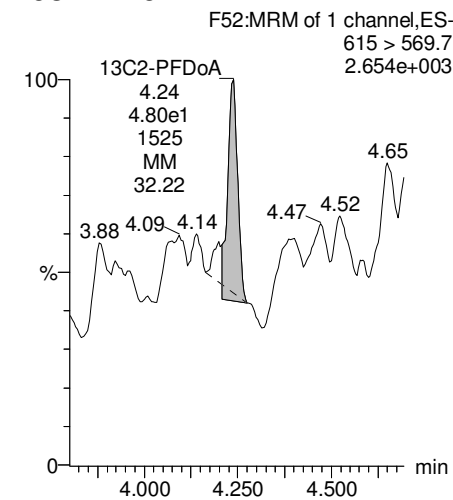
d3-N-MeFOSAA



d5-N-EtFOSAA



13C2-PFDaA



Dataset: U:\Q4.PRO\results\170713M1\170713M1-8.qld

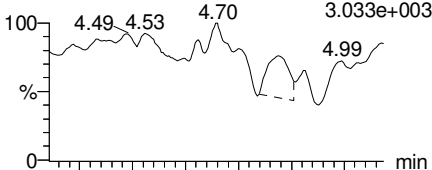
Last Altered: Wednesday, July 19, 2017 10:18:47 Pacific Daylight Time

Printed: Wednesday, July 19, 2017 10:19:08 Pacific Daylight Time

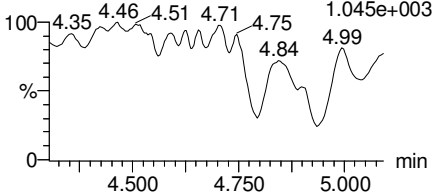
Name: 170713M1_8, Date: 13-Jul-2017, Time: 17:22:39, ID: B7G0054-BLK1 Method Blank 0.125, Description: Method Blank

PFTeDA

F58:MRM of 4 channels,ES-
712.9 > 668.8
3.033e+003

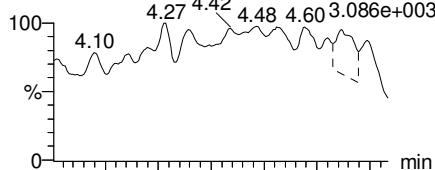


F58:MRM of 4 channels,ES-
712.9 > 369
1.045e+003

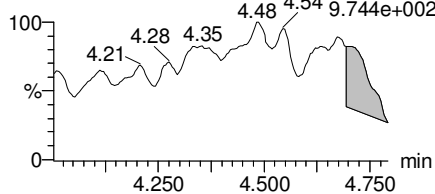


PFTrDA

F57:MRM of 2 channels,ES-
662.9 > 618.9
3.086e+003

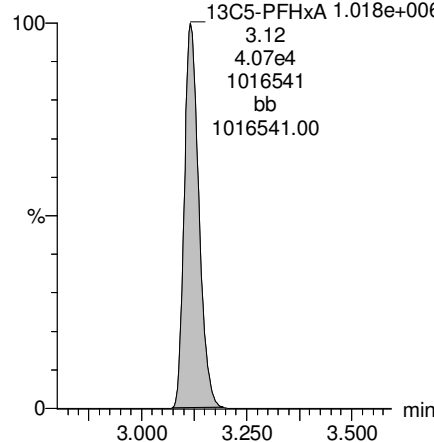


F57:MRM of 2 channels,ES-
662.9 > 319
9.744e+002



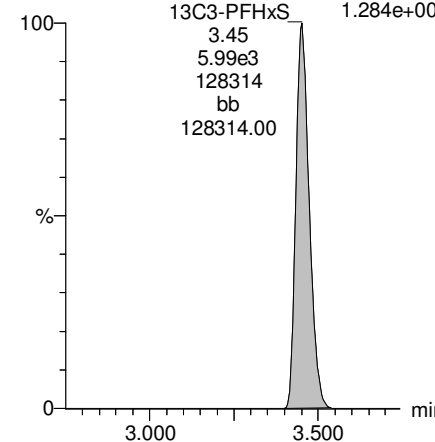
13C5-PFHxA

F10:MRM of 1 channel,ES-
318 > 272.9
1.018e+006



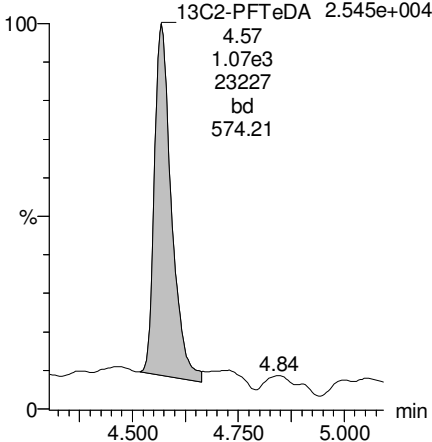
13C3-PFHxS

F17:MRM of 1 channel,ES-
401.9 > 79.9
1.284e+005



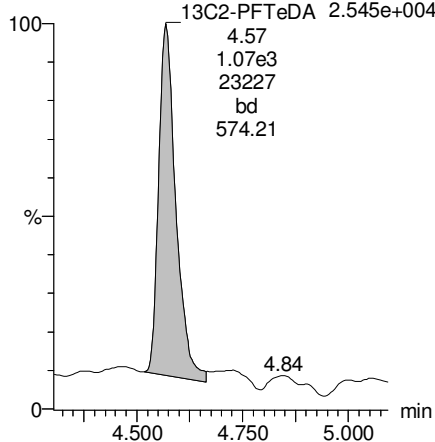
13C2-PFTeDA

F59:MRM of 2 channels,ES-
714.8 > 669.6
2.545e+004



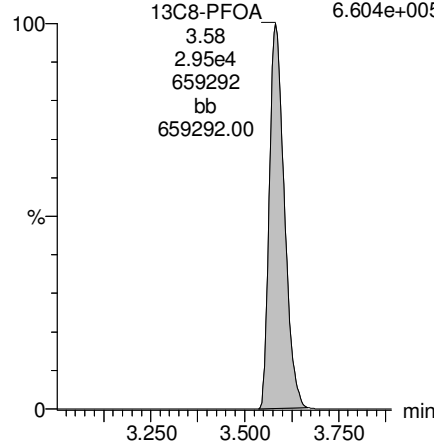
13C2-PFTeDA

F59:MRM of 2 channels,ES-
714.8 > 669.6
2.545e+004



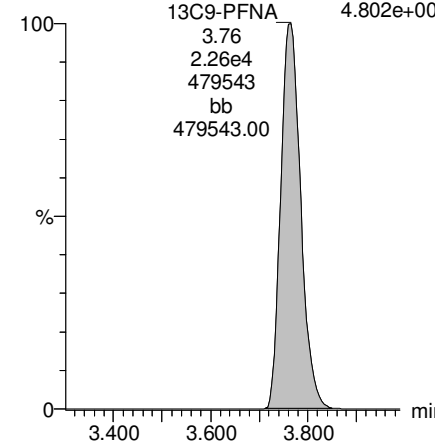
13C8-PFOA

F21:MRM of 1 channel,ES-
421.3 > 376
6.604e+005



13C9-PFNA

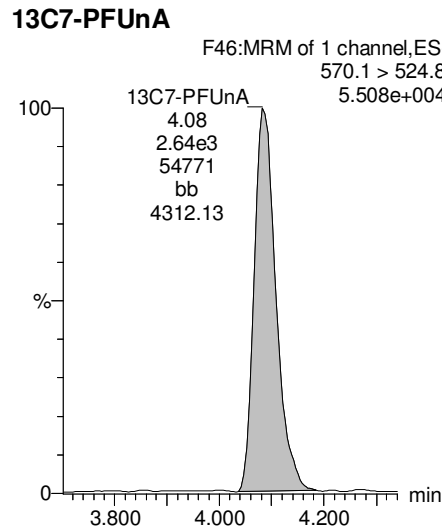
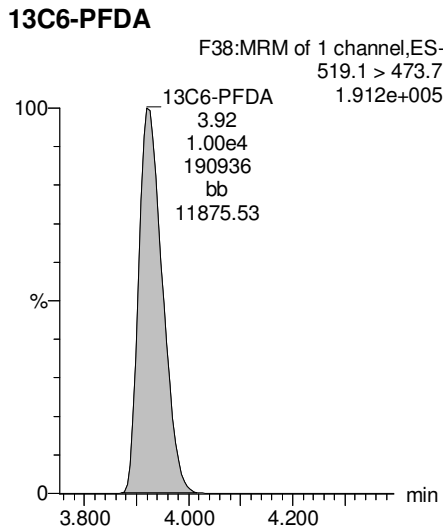
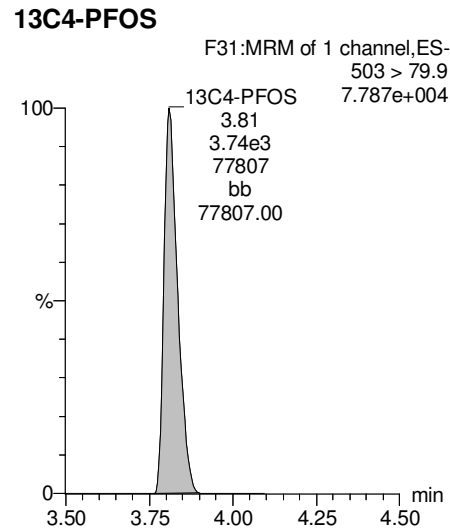
F27:MRM of 1 channel,ES-
472.2 > 426.9
4.802e+005



Dataset: U:\Q4.PRO\results\170713M1\170713M1-8.qld

Last Altered: Wednesday, July 19, 2017 10:18:47 Pacific Daylight Time
Printed: Wednesday, July 19, 2017 10:19:08 Pacific Daylight Time

Name: 170713M1_8, Date: 13-Jul-2017, Time: 17:22:39, ID: B7G0054-BLK1 Method Blank 0.125, Description: Method Blank



Dataset: U:\Q4.PRO\results\170713M1\170713M1-5.qld

Last Altered: Wednesday, July 19, 2017 10:02:43 Pacific Daylight Time

Printed: Wednesday, July 19, 2017 10:03:07 Pacific Daylight Time

Method: U:\Q4.PRO\MethDB\PFAS_L14-7-13-17.mdb 14 Jul 2017 08:41:09

Calibration: U:\Q4.PRO\CurveDB\C18_VAL-PFAS_Q4_7-10-17-L14A.cdb 14 Jul 2017 08:57:46

Name: 170713M1_5, Date: 13-Jul-2017, Time: 16:49:10, ID: B7G0054-BS1 OPR 0.125, Description: OPR

#	Name	Trace	Area	IS Area	Wt./Vol.	RRF	Pred.RT	RT	y Axis Resp.	Conc.	%Rec
1	1 PFBS	299 > 79.7	6.06e3	3.79e3	0.125		2.92	2.87	20.0	70.7	88.4
2	2 PFHxA	313.2 > 268.9	3.73e4	1.24e4	0.125		3.16	3.11	15.0	73.2	91.5
3	3 PFHpA	363 > 318.9	2.61e4	2.64e4	0.125		3.43	3.37	12.4	68.8	85.9
4	4 PFHxS	398.9 > 79.6	4.10e3	2.89e3	0.125		3.55	3.45	17.7	77.0	96.2
5	5 PFOA	413 > 368.7	2.42e4	2.93e4	0.125		3.63	3.57	10.3	72.0	90.0
6	6 PFNA	462.9 > 418.8	1.38e4	1.62e4	0.125		3.82	3.75	10.6	61.7	77.2
7	7 PFOS	499 > 79.9	1.95e3	2.29e3	0.125		3.86	3.80	10.7	75.8	94.7
8	8 PFDA	513 > 468.8	4.68e3	4.18e3	0.125		4.00	3.92	14.0	74.4	93.0
9	9 PFUnA	562.9 > 518.9	1.03e3	1.37e3	0.125		4.16	4.08	9.42	71.6	89.5
10	10 N-MeFOSAA	570.1 > 419	4.54e2	3.73e2	0.125		4.00	3.95	15.2	65.3	81.6
11	11 N-EtFOSAA	584.2 > 419	2.77e2	1.98e2	0.125		4.08	4.02	17.5	102	127.8
12	12 PFDoA	612.9 > 318.8	1.34e2	8.53e1	0.125		4.32	4.24	19.6	173	215.8
13	13 PFTeDA	662.9 > 618.9	2.03e3	8.53e1	0.125		4.50	4.40	298	178	222.3
14	14 PFTeDA	712.9 > 668.8	3.84e3	4.26e3	0.125		4.66	4.56	11.3	71.4	89.2
15	15 13C3-PFBA	216.1 > 171.8	1.54e3	1.90e3	0.125	0.918	1.43	1.36	10.1	88.2	88.2
16	16 13C3-PFPeA	266 > 221.8	3.31e4	4.67e4	0.125	0.275	2.72	2.64	3.54	103	103.2
17	17 13C3-PFBS	302 > 98.8	3.79e3	4.67e4	0.125	0.033	2.92	2.88	0.406	97.9	97.9
18	18 13C2-PFHxA	315 > 269.8	1.24e4	4.67e4	0.125	0.304	3.16	3.11	1.33	35.0	87.4
19	19 13C4-PFHpA	367.2 > 321.8	2.64e4	4.67e4	0.125	0.306	3.43	3.37	2.83	73.9	73.9
20	20 18O2-PFHxS	403 > 102.6	2.89e3	7.54e3	0.125	0.437	3.55	3.45	4.80	87.8	87.8
21	21 13C2-PFOA	414.9 > 369.7	2.93e4	3.08e4	0.125	1.292	3.63	3.57	11.9	73.5	73.5
22	22 13C5-PFNA	468.2 > 422.9	1.62e4	2.18e4	0.125	0.980	3.82	3.75	9.29	75.8	75.8
23	23 13C8-PFOS	507 > 79.9	2.29e3	2.40e3	0.125	1.098	3.86	3.80	11.9	86.6	86.6
24	24 13C2-PFDA	515.1 > 469.9	4.18e3	5.67e3	0.125	0.928	4.00	3.92	9.23	79.6	79.6
25	25 13C2-PFUnA	565 > 519.8	1.37e3	1.98e3	0.125	1.083	4.16	4.08	8.69	64.2	64.2
26	26 d3-N-MeFOSAA	573.3 > 419	3.73e2	1.98e3	0.125	0.224	4.00	3.95	2.36	84.2	84.2
27	27 d5-N-EtFOSAA	589.3 > 419	1.98e2	1.98e3	0.125	0.230	4.08	4.01	1.25	43.6	43.6
28	28 13C2-PFDoA	615 > 569.7	8.53e1	1.98e3	0.125	0.130	4.32	4.23	0.540	33.3	33.3
29	29 13C2-PFTeDA	714.8 > 669.6	4.26e3	1.98e3	0.125	1.018	4.66	4.56	26.9	212	211.7
30	30 13C4-PFBA	217 > 171.8	1.90e3	1.90e3	0.125	1.000	1.43	1.36	12.5	100	100.0
31	31 13C5-PFHxA	318 > 272.9	4.67e4	4.67e4	0.125	1.000	3.18	3.11	5.00	40.0	100.0
32	32 13C3-PFHxS	401.9 > 79.9	7.54e3	7.54e3	0.125	1.000	3.55	3.44	12.5	100	100.0

Dataset: U:\Q4.PRO\results\170713M1\170713M1-5.qld

Last Altered: Wednesday, July 19, 2017 10:02:43 Pacific Daylight Time

Printed: Wednesday, July 19, 2017 10:03:07 Pacific Daylight Time

Name: 170713M1_5, Date: 13-Jul-2017, Time: 16:49:10, ID: B7G0054-BS1 OPR 0.125, Description: OPR

#	Name	Trace	Area	IS Area	Wt./Vol.	RRF	Pred.RT	RT	y Axis Resp.	Conc.	%Rec
33	33 13C8-PFOA	421.3 > 376	3.08e4	3.08e4	0.125	1.000	3.63	3.57	12.5	100	100.0
34	34 13C9-PFNA	472.2 > 426.9	2.18e4	2.18e4	0.125	1.000	3.82	3.75	12.5	100	100.0
35	35 13C4-PFOS	503 > 79.9	2.40e3	2.40e3	0.125	1.000	3.86	3.80	12.5	100	100.0
36	36 13C6-PFDA	519.1 > 473.7	5.67e3	5.67e3	0.125	1.000	4.00	3.91	12.5	100	100.0
37	37 13C7-PFUnA	570.1 > 524.8	1.98e3	1.98e3	0.125	1.000	4.16	4.08	12.5	100	100.0
38	38 Total PFBS	299 > 79.7	6.06e3	3.79e3	0.125		2.92		20.0	70.7	
39	39 Total PFHxS	398.9 > 79.6	4.10e3	2.89e3	0.125		3.55		17.7	77.0	
40	40 Total PFOA	413 > 368.7	2.42e4	2.93e4	0.125		3.63		10.3	72.0	
41	41 Total PFOS	499 > 79.9	1.95e3	2.29e3	0.125		3.86		10.7	75.8	
42	42 Total N-Me-FOSAA	570.1 > 419	4.54e2	3.73e2	0.125		4.20		15.2	65.3	
43	43 Total N-EtFOSAA	584.2 > 419	2.77e2	1.98e2	0.125		4.30		17.5	102	

Dataset: U:\Q4.PRO\results\170713M1\170713M1-5.qld

Last Altered: Wednesday, July 19, 2017 10:02:43 Pacific Daylight Time

Printed: Wednesday, July 19, 2017 10:03:07 Pacific Daylight Time

Method: U:\Q4.PRO\MethDB\PFAS_L14-7-13-17.mdb 14 Jul 2017 08:41:09

Calibration: U:\Q4.PRO\CurveDB\C18_VAL-PFAS_Q4_7-10-17-L14A.cdb 14 Jul 2017 08:57:46

Name: 170713M1_5, Date: 13-Jul-2017, Time: 16:49:10, ID: B7G0054-BS1 OPR 0.125, Description: OPR

Total PFBS

#	Name	Trace	RT	Area	IS Area	Response	Primary Flags	Conc.
1	1 PFBS	299 > 79.7	2.87	6064.241	3785.388	20.025	bb	70.7

Total PFHxS

#	Name	Trace	RT	Area	IS Area	Response	Primary Flags	Conc.
1	4 PFHxS	398.9 > 79.6	3.45	4099.135	2894.862	17.700	MM	77.0

Total PFOA

#	Name	Trace	RT	Area	IS Area	Response	Primary Flags	Conc.
1	5 PFOA	413 > 368.7	3.57	24245.152	29293.922	10.346	bb	72.0

Total PFOS

#	Name	Trace	RT	Area	IS Area	Response	Primary Flags	Conc.
1	7 PFOS	499 > 79.9	3.80	1951.250	2287.804	10.661	MM	75.8

Total N-Me-FOSAA

#	Name	Trace	RT	Area	IS Area	Response	Primary Flags	Conc.
1	10 N-MeFOSAA	570.1 > 419	3.95	454.447	373.368	15.214	bb	65.3

Total N-EtFOSAA

#	Name	Trace	RT	Area	IS Area	Response	Primary Flags	Conc.
1	11 N-EtFOSAA	584.2 > 419	4.02	276.938	197.807	17.501	bb	102.2

Dataset: U:\Q4.PRO\results\170713M1\170713M1-5.qld

Last Altered: Wednesday, July 19, 2017 10:02:43 Pacific Daylight Time

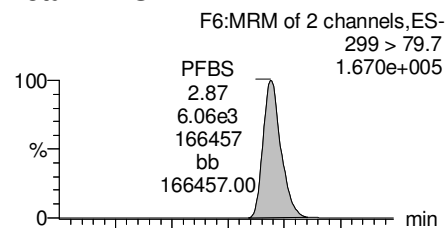
Printed: Wednesday, July 19, 2017 10:03:07 Pacific Daylight Time

Method: U:\Q4.PRO\MethDB\PFAS_L14-7-13-17.mdb 14 Jul 2017 08:41:09

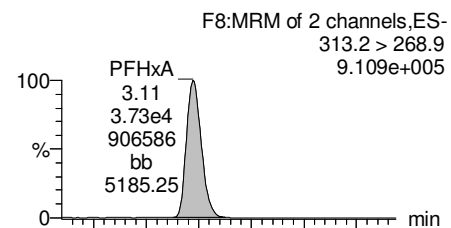
Calibration: U:\Q4.PRO\CurveDB\C18_VAL-PFAS_Q4_7-10-17-L14A.cdb 14 Jul 2017 08:57:46

Name: 170713M1_5, Date: 13-Jul-2017, Time: 16:49:10, ID: B7G0054-BS1 OPR 0.125, Description: OPR

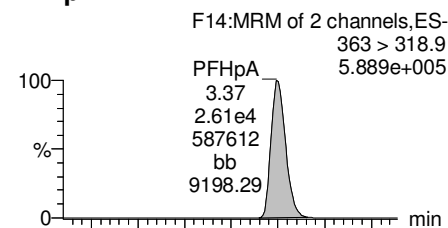
Total PFBS



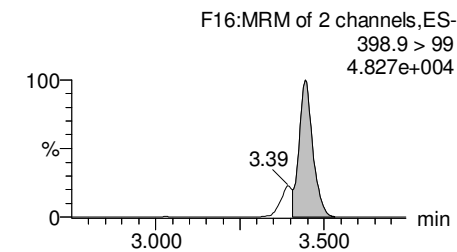
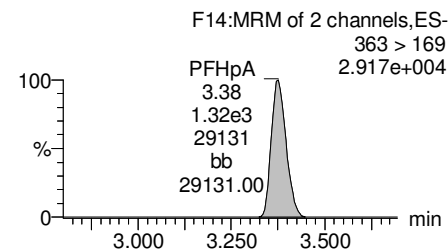
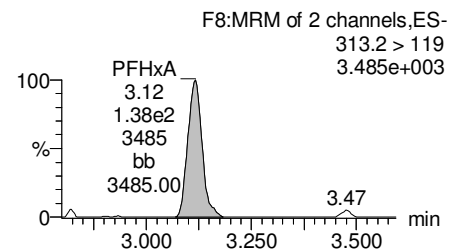
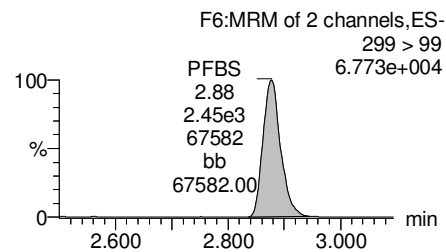
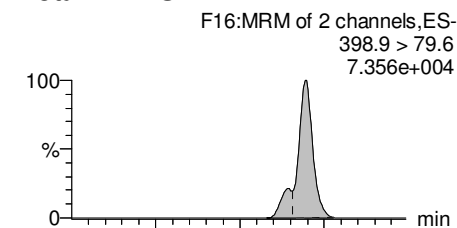
PFHxA



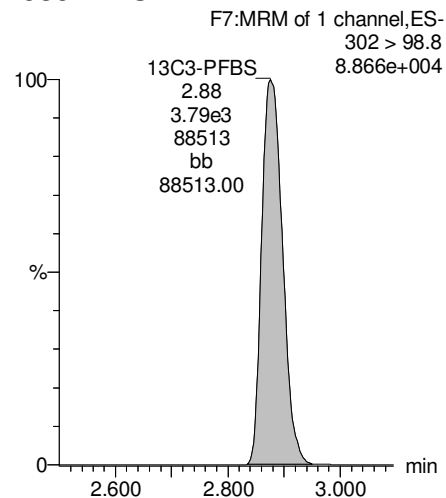
PFHpA



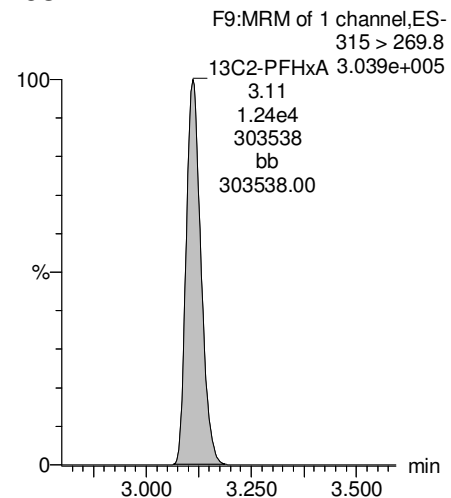
Total PFHxS



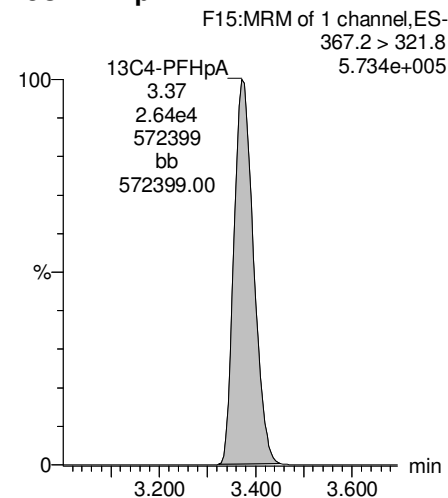
13C3-PFBS



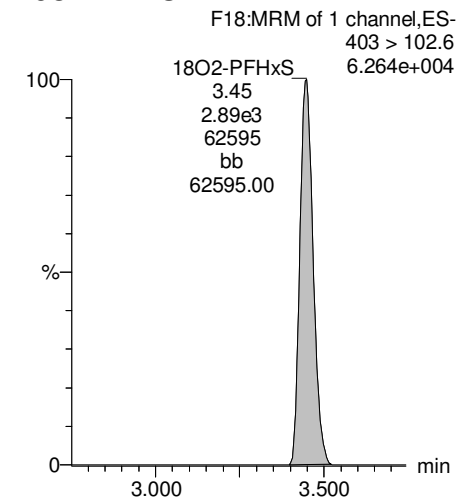
13C2-PFHxA



13C4-PFHpA



18O2-PFHxS



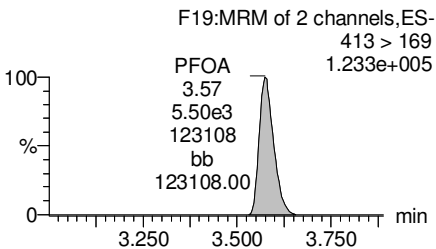
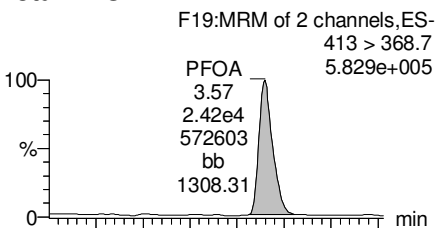
Dataset: U:\Q4.PRO\results\170713M1\170713M1-5.qld

Last Altered: Wednesday, July 19, 2017 10:02:43 Pacific Daylight Time

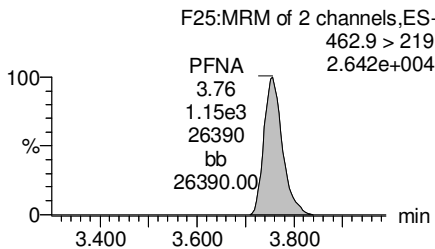
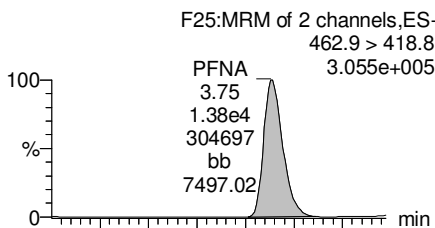
Printed: Wednesday, July 19, 2017 10:03:07 Pacific Daylight Time

Name: 170713M1_5, Date: 13-Jul-2017, Time: 16:49:10, ID: B7G0054-BS1 OPR 0.125, Description: OPR

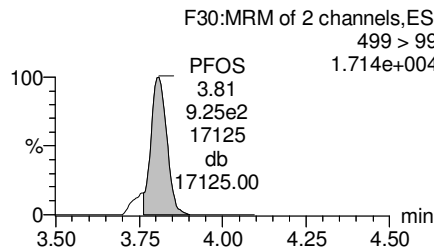
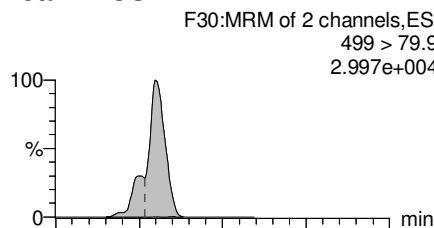
Total PFOA



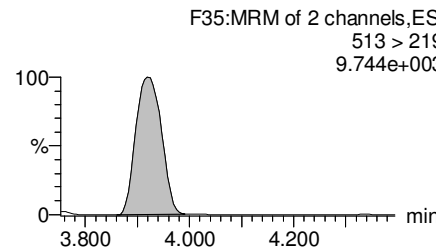
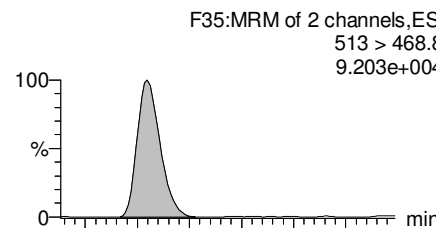
PFNA



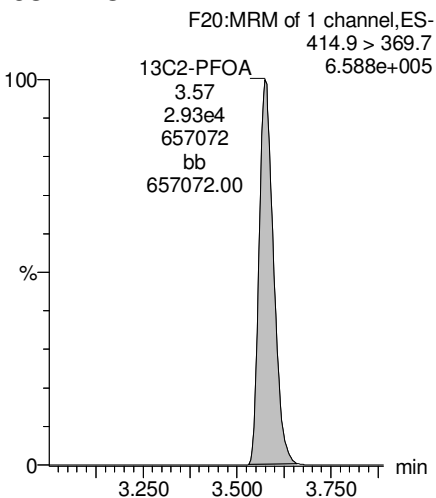
Total PFOS



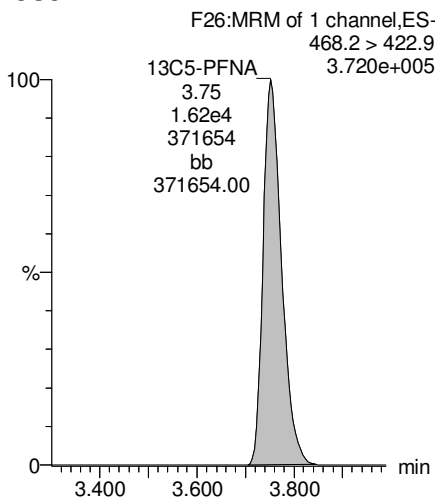
PFDA



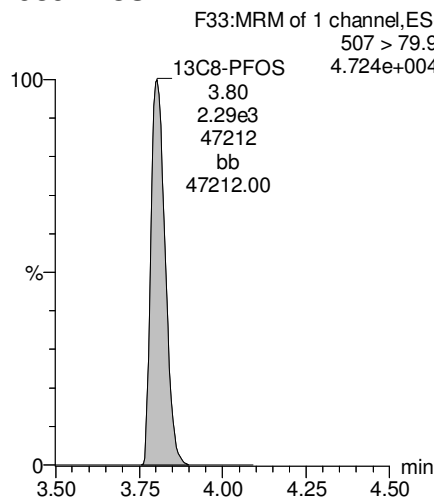
13C2-PFOA



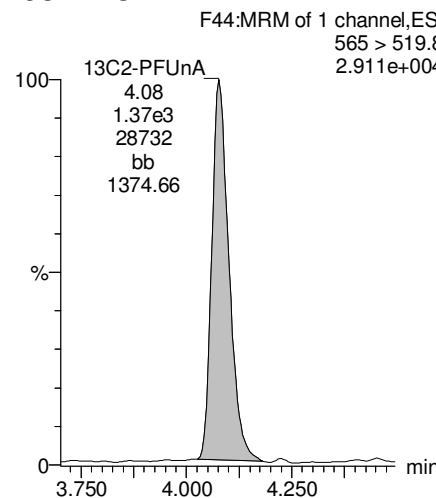
13C5-PFNA



13C8-PFOS



13C2-PFUnA



Dataset: U:\Q4.PRO\results\170713M1\170713M1-5.qld

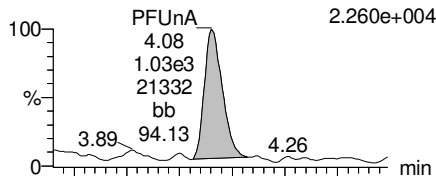
Last Altered: Wednesday, July 19, 2017 10:02:43 Pacific Daylight Time

Printed: Wednesday, July 19, 2017 10:03:07 Pacific Daylight Time

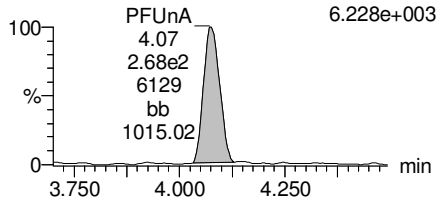
Name: 170713M1_5, Date: 13-Jul-2017, Time: 16:49:10, ID: B7G0054-BS1 OPR 0.125, Description: OPR

PFUnA

F43:MRM of 2 channels,ES-
562.9 > 518.9
2.260e+004

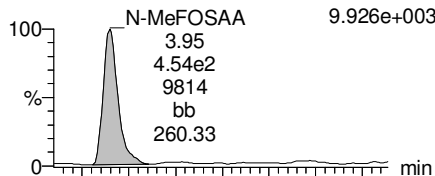


F43:MRM of 2 channels,ES-
562.9 > 269
6.228e+003

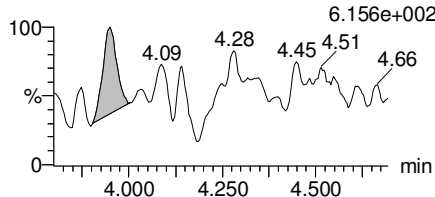


N-MeFOSAA

F45:MRM of 2 channels,ES-
570.1 > 419
9.926e+003

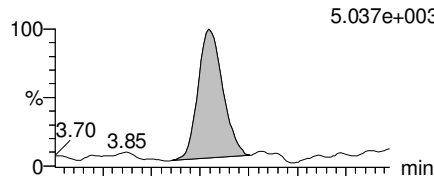


F45:MRM of 2 channels,ES-
570.1 > 483
6.156e+002

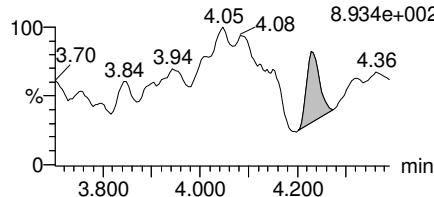


N-EtFOSAA

F47:MRM of 2 channels,ES-
584.2 > 419
5.037e+003

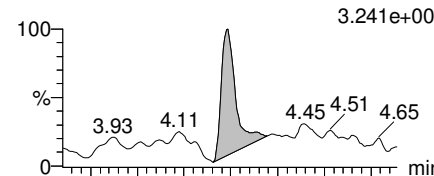


F47:MRM of 2 channels,ES-
584.2 > 483
8.934e+002

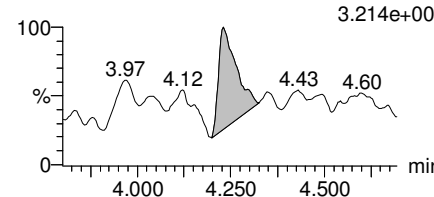


PFDoA

F51:MRM of 2 channels,ES-
612.9 > 318.8
3.241e+003

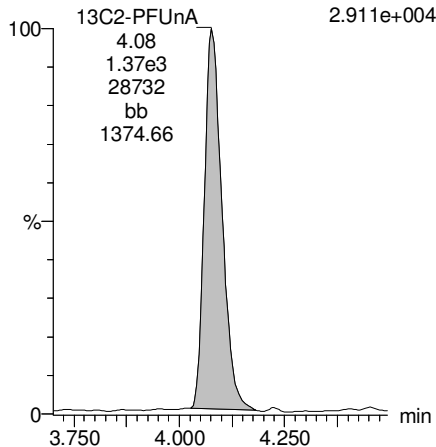


F51:MRM of 2 channels,ES-
612.9 > 569
3.214e+003



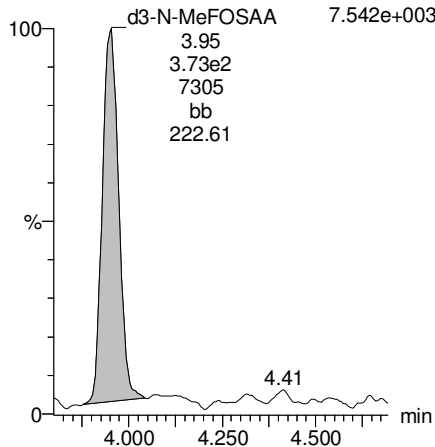
13C2-PFUnA

F44:MRM of 1 channel,ES-
565 > 519.8
2.911e+004



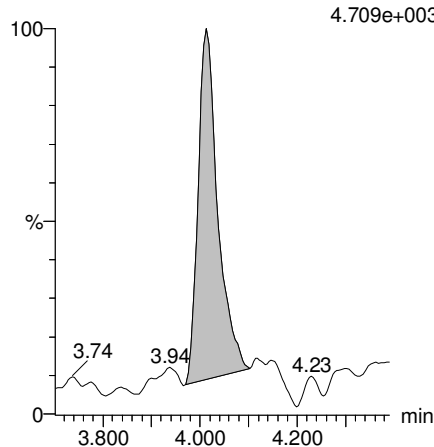
d3-N-MeFOSAA

F49:MRM of 1 channel,ES-
573.3 > 419
7.542e+003



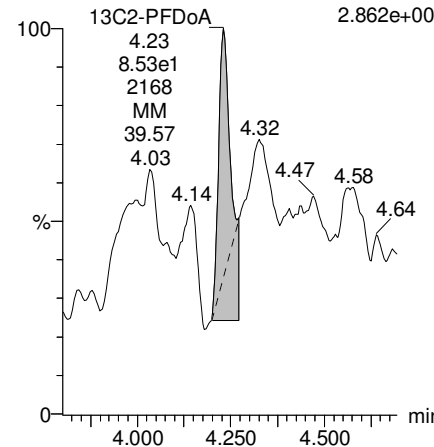
d5-N-EtFOSAA

F48:MRM of 1 channel,ES-
589.3 > 419
4.709e+003



13C2-PFDoA

F52:MRM of 1 channel,ES-
615 > 569.7
2.862e+003



Dataset: U:\Q4.PRO\results\170713M1\170713M1-5.qld

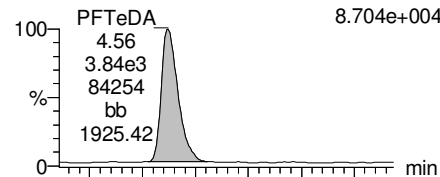
Last Altered: Wednesday, July 19, 2017 10:02:43 Pacific Daylight Time

Printed: Wednesday, July 19, 2017 10:03:07 Pacific Daylight Time

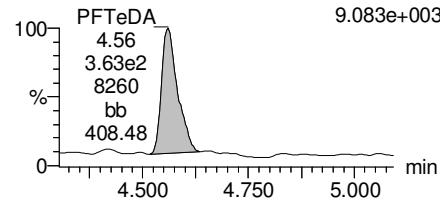
Name: 170713M1_5, Date: 13-Jul-2017, Time: 16:49:10, ID: B7G0054-BS1 OPR 0.125, Description: OPR

PFTeDA

F58:MRM of 4 channels,ES-
712.9 > 668.8
8.704e+004

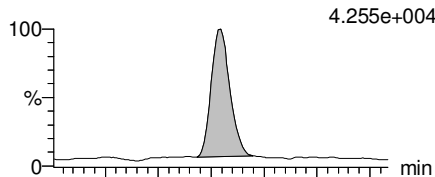


F58:MRM of 4 channels,ES-
712.9 > 369
9.083e+003

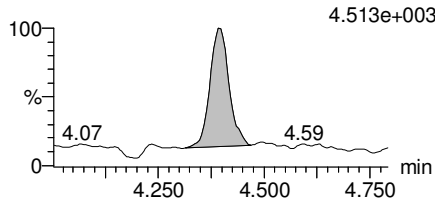


PFTrDA

F57:MRM of 2 channels,ES-
662.9 > 618.9
4.255e+004

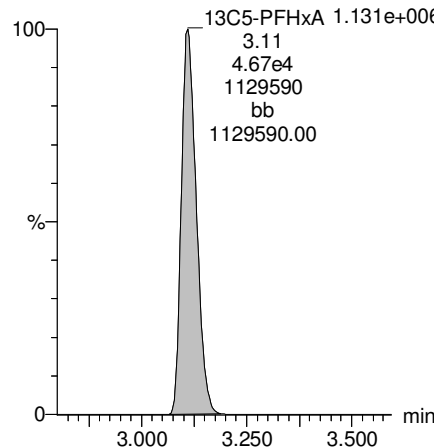


F57:MRM of 2 channels,ES-
662.9 > 319
4.513e+003



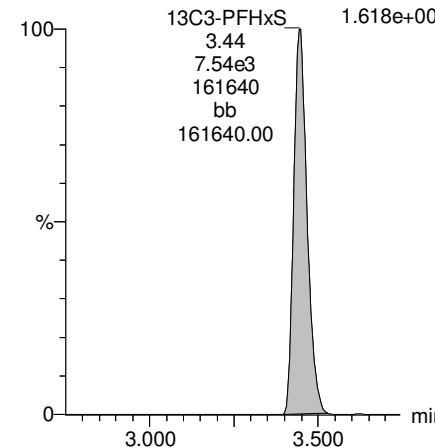
13C5-PFHxA

F10:MRM of 1 channel,ES-
318 > 272.9
1.131e+006



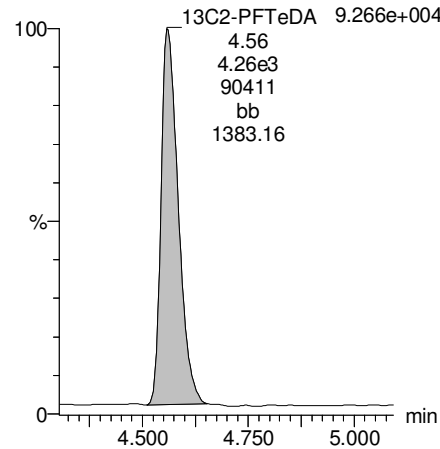
13C3-PFHxS

F17:MRM of 1 channel,ES-
401.9 > 79.9
1.618e+005



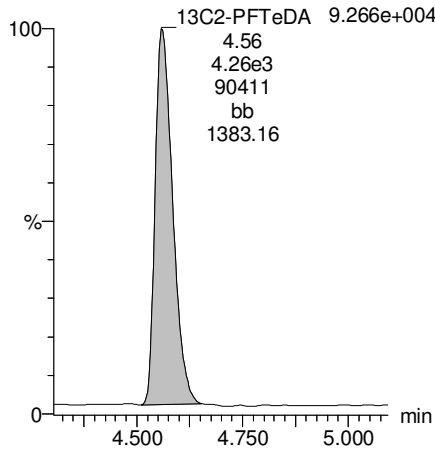
13C2-PFTeDA

F59:MRM of 2 channels,ES-
714.8 > 669.6
9.266e+004



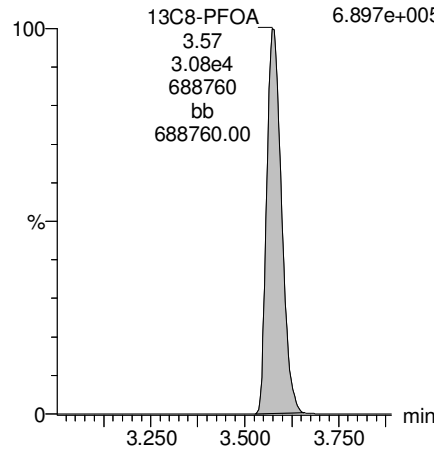
13C2-PFTeDA

F59:MRM of 2 channels,ES-
714.8 > 669.6
9.266e+004



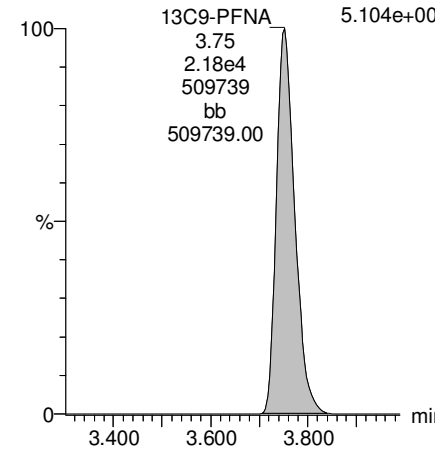
13C8-PFOA

F21:MRM of 1 channel,ES-
421.3 > 376
6.897e+005



13C9-PFNA

F27:MRM of 1 channel,ES-
472.2 > 426.9
5.104e+005



Dataset: U:\Q4.PRO\results\170713M1\170713M1-5.qld

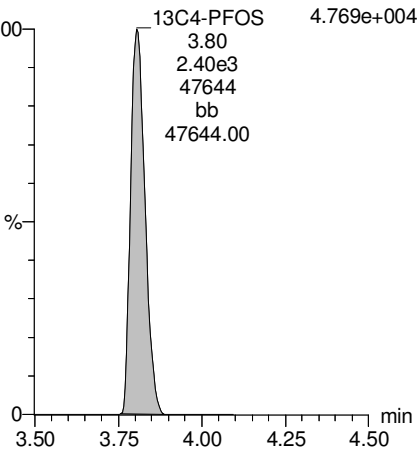
Last Altered: Wednesday, July 19, 2017 10:02:43 Pacific Daylight Time

Printed: Wednesday, July 19, 2017 10:03:07 Pacific Daylight Time

Name: 170713M1_5, Date: 13-Jul-2017, Time: 16:49:10, ID: B7G0054-BS1 OPR 0.125, Description: OPR

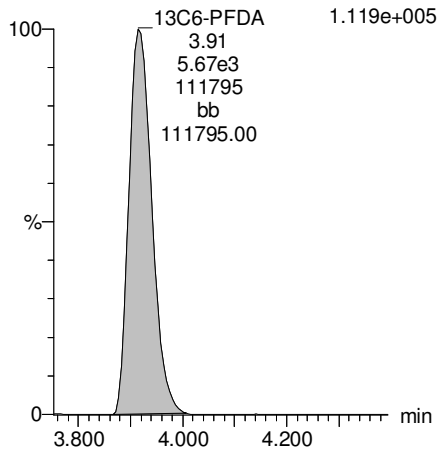
13C4-PFOS

F31:MRM of 1 channel,ES-
503 > 79.9



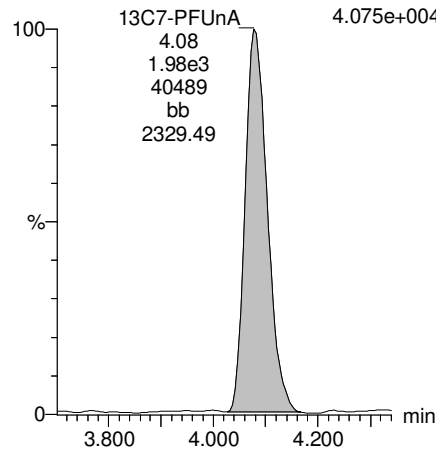
13C6-PFDA

F38:MRM of 1 channel,ES-
519.1 > 473.7



13C7-PFUnA

F46:MRM of 1 channel,ES-
570.1 > 524.8



Dataset: U:\Q4.PRO\results\170711M1\170711M1-51.qld

Last Altered: Wednesday, July 12, 2017 16:04:59 Pacific Daylight Time

Printed: Wednesday, July 12, 2017 16:05:15 Pacific Daylight Time

Method: U:\Q4.PRO\MethDB\PFAS_L14-7-5-17.mdb 10 Jul 2017 08:06:14

Calibration: U:\Q4.PRO\CurveDB\C18_VAL-PFAS_Q4_7-10-17-L14.cdb 11 Jul 2017 08:36:22

Name: 170711M1_51, Date: 11-Jul-2017, Time: 19:30:24, ID: 1700803-01 SB01 0.12033, Description: SB01

#	Name	Trace	Area	IS Area	Wt./Vol.	RRF	Pred.RT	RT	y Axis Resp.	Conc.	%Rec
1	1 PFBS	299 > 79.7		2.57e3	0.120		2.92				
2	2 PFHxA	313.2 > 268.9		7.52e3	0.120		3.16				
3	3 PFHpA	363 > 318.9		1.65e4	0.120		3.43				
4	4 PFHxS	398.9 > 79.6		2.00e3	0.120		3.55				
5	5 PFOA	413 > 368.7		2.34e4	0.120		3.63				
6	6 PFNA	462.9 > 418.8		1.68e4	0.120		3.82				
7	7 PFOS	499 > 79.9		3.12e3	0.120		3.86				
8	8 PFDA	513 > 468.8		9.39e3	0.120		4.00				
9	9 PFUnA	562.9 > 518.9		3.63e3	0.120		4.16				
10	10 N-MeFOSAA	570.1 > 419		1.03e3	0.120		4.00				
11	11 N-EtFOSAA	584.2 > 419		7.74e2	0.120		4.08				
12	12 PFDoA	612.9 > 318.8		1.60e2	0.120		4.32				
13	13 PFTTrDA	662.9 > 618.9		1.60e2	0.120		4.50				
14	14 PFTeDA	712.9 > 668.8		8.91e2	0.120		4.66				
15	15 13C3-PFBA	216.1 > 171.8	1.30e4	1.38e4	0.120	0.918	1.43	1.33	11.8	107	103.0
16	16 13C3-PFPeA	266 > 221.8	1.83e4	1.38e4	0.120	1.784	2.72	2.63	16.6	77.3	74.4
17	17 13C3-PFBS	302 > 98.8	2.57e3	1.38e4	0.120	0.215	2.92	2.87	2.32	89.7	86.4
18	18 13C2-PFHxA	315 > 269.8	7.52e3	2.31e4	0.120	0.304	3.16	3.11	1.63	44.5	107.1
19	19 13C4-PFHpA	367.2 > 321.8	1.65e4	2.31e4	0.120	0.306	3.43	3.38	3.56	96.8	93.2
20	20 18O2-PFHxS	403 > 102.6	2.00e3	4.12e3	0.120	0.437	3.55	3.45	6.09	116	111.3
21	21 13C2-PFOA	414.9 > 369.7	2.34e4	1.88e4	0.120	1.292	3.63	3.57	15.6	100	96.4
22	22 13C5-PFNA	468.2 > 422.9	1.68e4	2.05e4	0.120	0.980	3.82	3.75	10.2	86.6	83.4
23	23 13C8-PFOS	507 > 79.9	3.12e3	2.97e3	0.120	1.098	3.86	3.80	13.1	99.2	95.5
24	24 13C2-PFDA	515.1 > 469.9	9.39e3	1.33e4	0.120	0.928	4.00	3.92	8.81	78.9	75.9
25	25 13C2-PFUnA	565 > 519.8	3.63e3	4.18e3	0.120	1.083	4.16	4.08	10.9	83.3	80.2
26	26 d3-N-MeFOSAA	573.3 > 419	1.03e3	4.18e3	0.120	0.224	4.00	3.95	3.07	114	109.4
27	27 d5-N-EtFOSAA	589.3 > 419	7.74e2	4.18e3	0.120	0.230	4.08	4.01	2.31	83.7	80.6
28	28 13C2-PFDoA	615 > 569.7	1.60e2	4.18e3	0.120	0.130	4.32	4.23	0.480	30.7	29.5
29	29 13C2-PFTeDA	714.8 > 669.6	8.91e2	4.18e3	0.120	1.018	4.66	4.57	2.67	21.8	20.9
30	30 13C4-PFBA	217 > 171.8	1.38e4	1.38e4	0.120	1.000	1.43	1.33	12.5	104	100.0
31	31 13C5-PFHxA	318 > 272.9	2.31e4	2.31e4	0.120	1.000	3.18	3.11	5.00	41.6	100.0
32	32 13C3-PFHxS	401.9 > 79.9	4.12e3	4.12e3	0.120	1.000	3.55	3.45	12.5	104	100.0

Dataset: U:\Q4.PRO\results\170711M1\170711M1-51.qld

Last Altered: Wednesday, July 12, 2017 16:04:59 Pacific Daylight Time

Printed: Wednesday, July 12, 2017 16:05:15 Pacific Daylight Time

Name: 170711M1_51, Date: 11-Jul-2017, Time: 19:30:24, ID: 1700803-01 SB01 0.12033, Description: SB01

#	Name	Trace	Area	IS Area	Wt./Vol.	RRF	Pred.RT	RT	y Axis Resp.	Conc.	%Rec
33	33 13C8-PFOA	421.3 > 376	1.88e4	1.88e4	0.120	1.000	3.63	3.57	12.5	104	100.0
34	34 13C9-PFNA	472.2 > 426.9	2.05e4	2.05e4	0.120	1.000	3.82	3.75	12.5	104	100.0
35	35 13C4-PFOS	503 > 79.9	2.97e3	2.97e3	0.120	1.000	3.86	3.80	12.5	104	100.0
36	36 13C6-PFDA	519.1 > 473.7	1.33e4	1.33e4	0.120	1.000	4.00	3.91	12.5	104	100.0
37	37 13C7-PFUnA	570.1 > 524.8	4.18e3	4.18e3	0.120	1.000	4.16	4.08	12.5	104	100.0
38	38 Total PFBS	299 > 79.7	0.00e0	2.57e3	0.120		2.92		0.000		
39	39 Total PFHxS	398.9 > 79.6	0.00e0	2.00e3	0.120		3.55		0.000		
40	40 Total PFOA	413 > 368.7	0.00e0	2.34e4	0.120		3.63		0.000		
41	41 Total PFOS	499 > 79.9	0.00e0	3.12e3	0.120		3.86		0.000		
42	42 Total N-Me-FOSAA	570.1 > 419	0.00e0	1.03e3	0.120		4.20		0.000		
43	43 Total N-EtFOSAA	584.2 > 419	0.00e0	7.74e2	0.120		4.30		0.000		

Vista Analytical Laboratory

Reviewed: WJL 7/19/2017

Dataset: U:\Q4.PRO\results\170711M1\170711M1-51.qld

Last Altered: Wednesday, July 12, 2017 16:04:59 Pacific Daylight Time

Printed: Wednesday, July 12, 2017 16:05:15 Pacific Daylight Time

Method: U:\Q4.PRO\MethDB\PFAS_L14-7-5-17.mdb 10 Jul 2017 08:06:14

Calibration: U:\Q4.PRO\CurveDB\C18_VAL-PFAS_Q4_7-10-17-L14.cdb 11 Jul 2017 08:36:22

Name: 170711M1_51, Date: 11-Jul-2017, Time: 19:30:24, ID: 1700803-01 SB01 0.12033, Description: SB01

Total PFBS

#	Name	Trace	RT	Area	IS Area	Response	Primary Flags	Conc.
1								

Total PFHxS

#	Name	Trace	RT	Area	IS Area	Response	Primary Flags	Conc.
1								

Total PFOA

#	Name	Trace	RT	Area	IS Area	Response	Primary Flags	Conc.
1	5 PFOA	413 > 368.7			23351.072		MM-I	

Total PFOS

#	Name	Trace	RT	Area	IS Area	Response	Primary Flags	Conc.
1								

Total N-Me-FOSAA

#	Name	Trace	RT	Area	IS Area	Response	Primary Flags	Conc.
1								

Total N-EtFOSAA

#	Name	Trace	RT	Area	IS Area	Response	Primary Flags	Conc.
1								

Dataset: U:\Q4.PRO\results\170711M1\170711M1-51.qld

Last Altered: Wednesday, July 12, 2017 16:04:59 Pacific Daylight Time

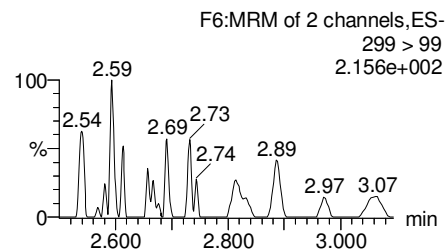
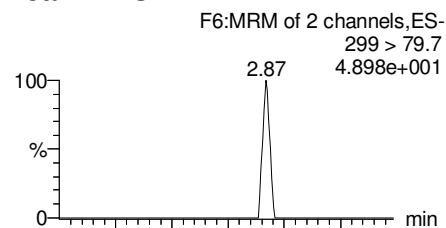
Printed: Wednesday, July 12, 2017 16:05:15 Pacific Daylight Time

Method: U:\Q4.PRO\MethDB\PFAS_L14-7-5-17.mdb 10 Jul 2017 08:06:14

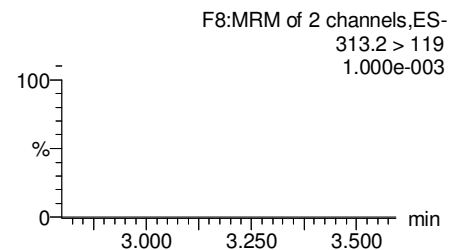
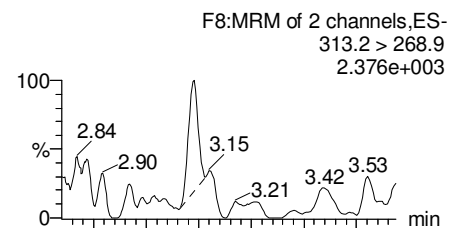
Calibration: U:\Q4.PRO\CurveDB\C18_VAL-PFAS_Q4_7-10-17-L14.cdb 11 Jul 2017 08:36:22

Name: 170711M1_51, Date: 11-Jul-2017, Time: 19:30:24, ID: 1700803-01 SB01 0.12033, Description: SB01

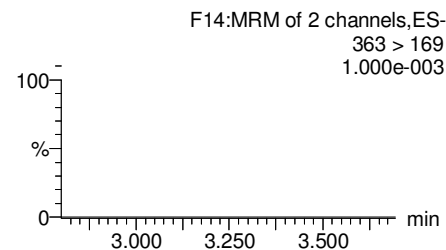
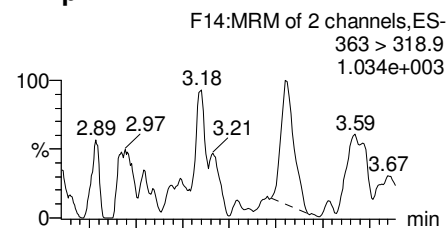
Total PFBS



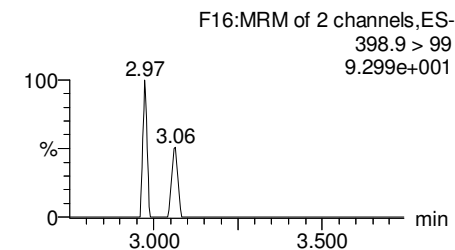
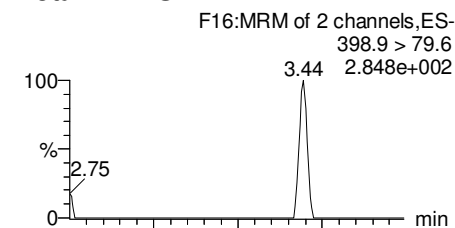
PFHxA



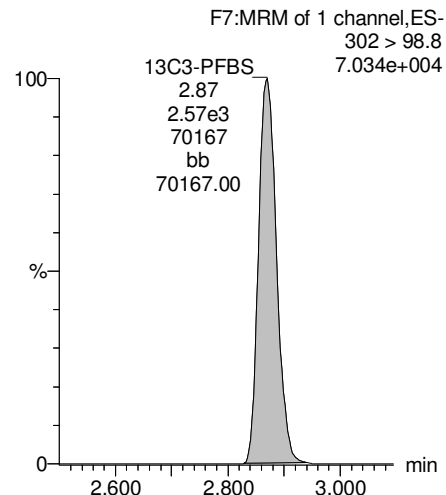
PFHpA



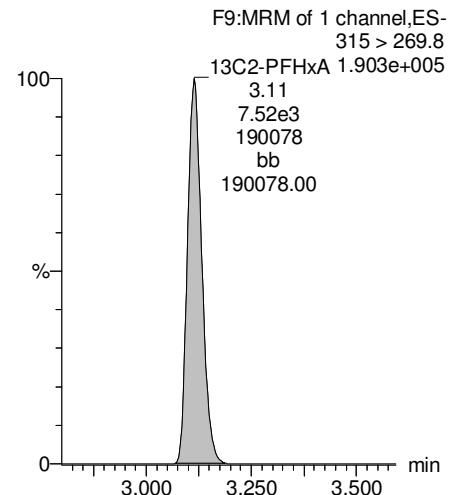
Total PFHxS



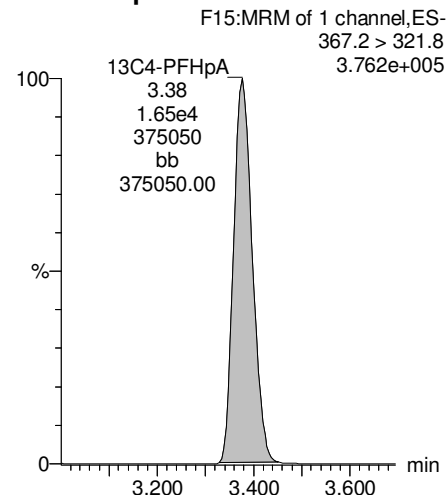
13C3-PFBS



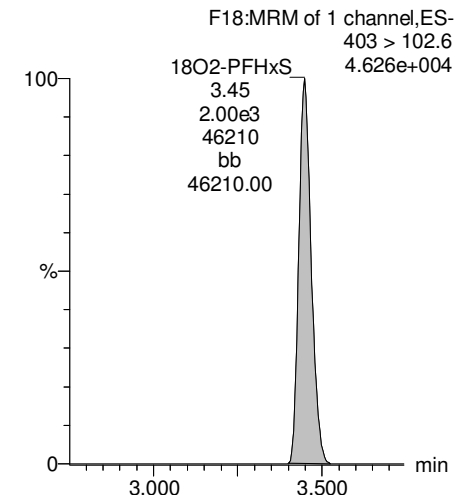
13C2-PFHxA



13C4-PFHpA



18O2-PFHxS



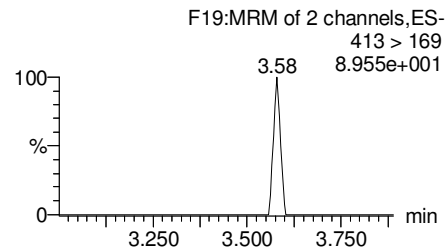
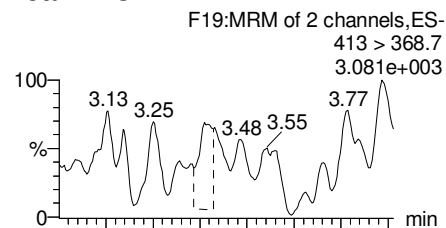
Dataset: U:\Q4.PRO\results\170711M1\170711M1-51.qld

Last Altered: Wednesday, July 12, 2017 16:04:59 Pacific Daylight Time

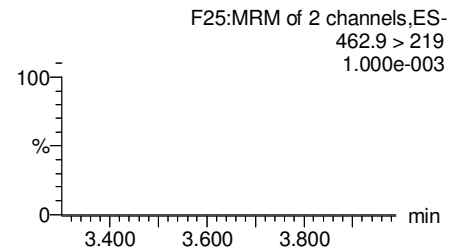
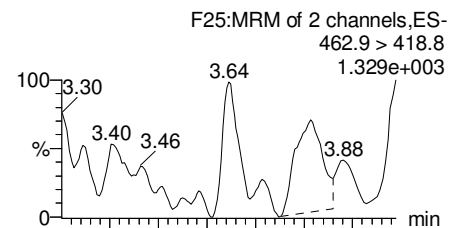
Printed: Wednesday, July 12, 2017 16:05:15 Pacific Daylight Time

Name: 170711M1_51, Date: 11-Jul-2017, Time: 19:30:24, ID: 1700803-01 SB01 0.12033, Description: SB01

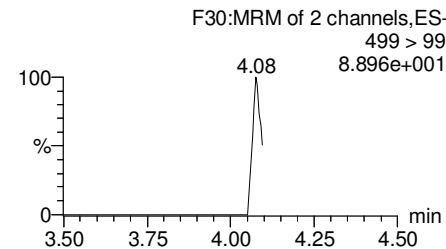
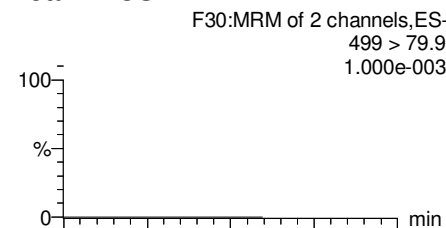
Total PFOA



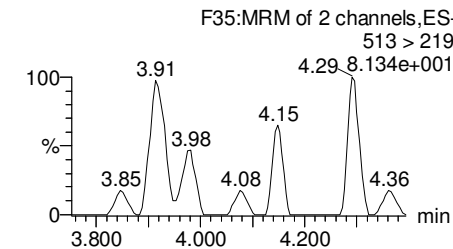
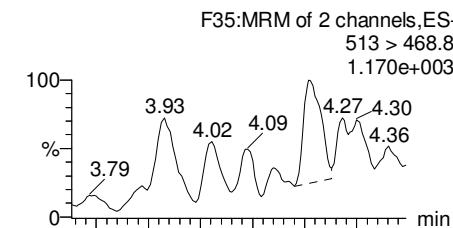
PFNA



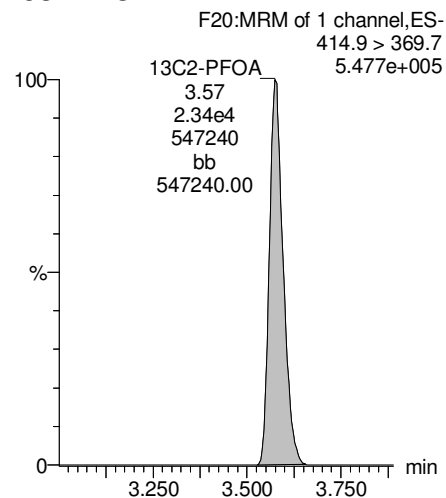
Total PFOS



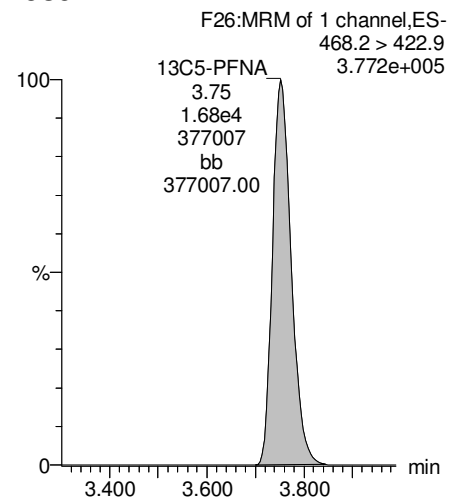
PFDA



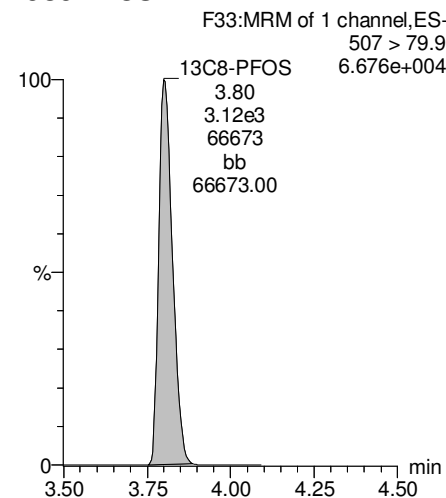
13C2-PFOA



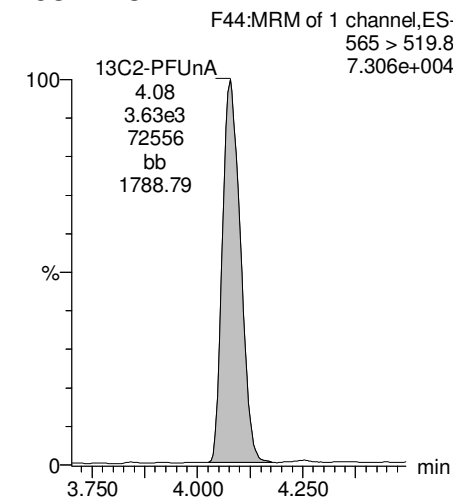
13C5-PFNA



13C8-PFOS



13C2-PFUnA



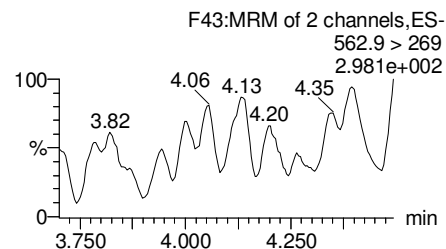
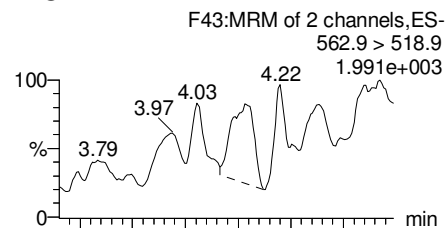
Dataset: U:\Q4.PRO\results\170711M1\170711M1-51.qld

Last Altered: Wednesday, July 12, 2017 16:04:59 Pacific Daylight Time

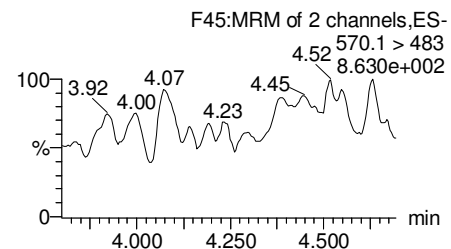
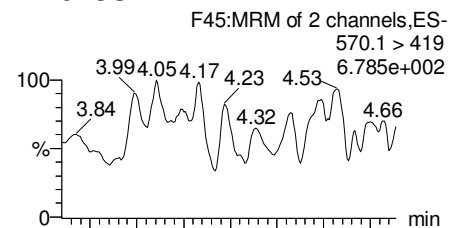
Printed: Wednesday, July 12, 2017 16:05:15 Pacific Daylight Time

Name: 170711M1_51, Date: 11-Jul-2017, Time: 19:30:24, ID: 1700803-01 SB01 0.12033, Description: SB01

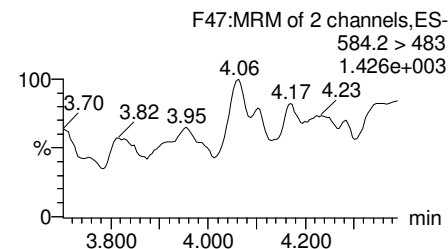
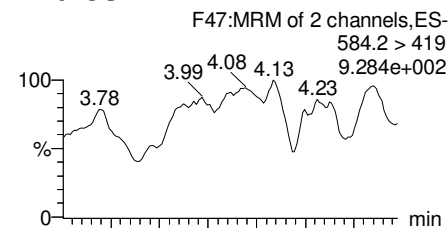
PFUnA



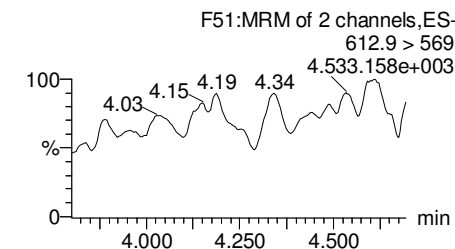
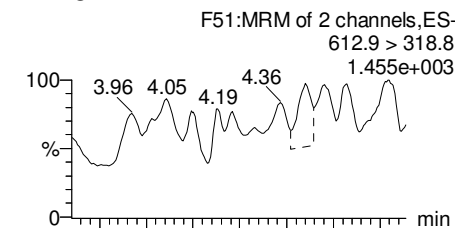
N-MeFOSAA



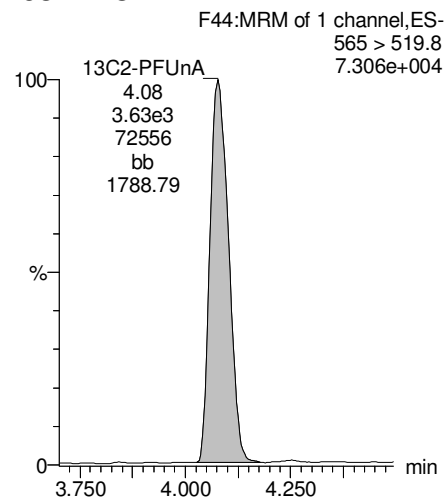
N-EtFOSAA



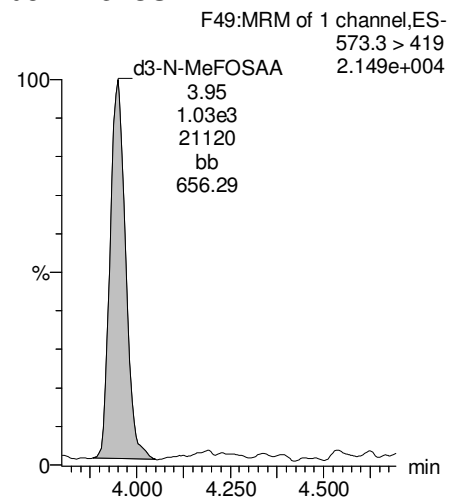
PFDoA



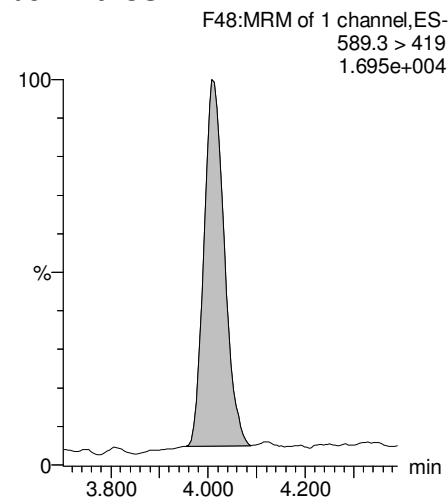
13C2-PFUnA



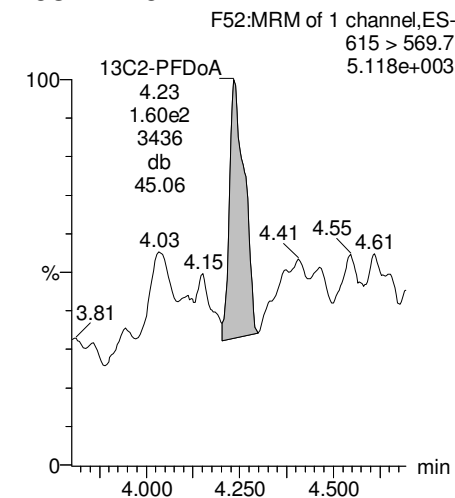
d3-N-MeFOSAA



d5-N-EtFOSAA



13C2-PFDoA



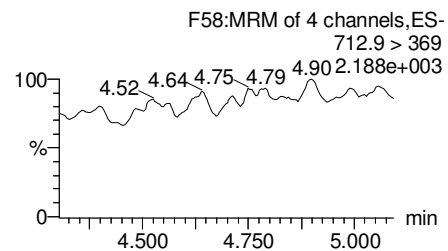
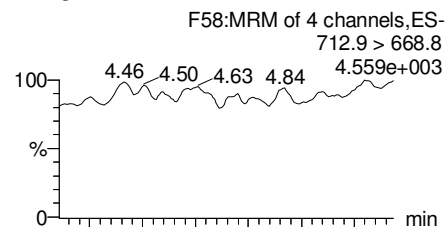
Dataset: U:\Q4.PRO\results\170711M1\170711M1-51.qld

Last Altered: Wednesday, July 12, 2017 16:04:59 Pacific Daylight Time

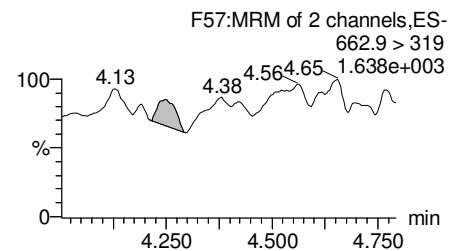
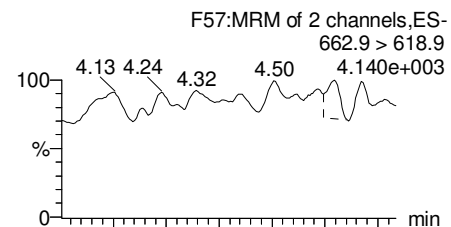
Printed: Wednesday, July 12, 2017 16:05:15 Pacific Daylight Time

Name: 170711M1_51, Date: 11-Jul-2017, Time: 19:30:24, ID: 1700803-01 SB01 0.12033, Description: SB01

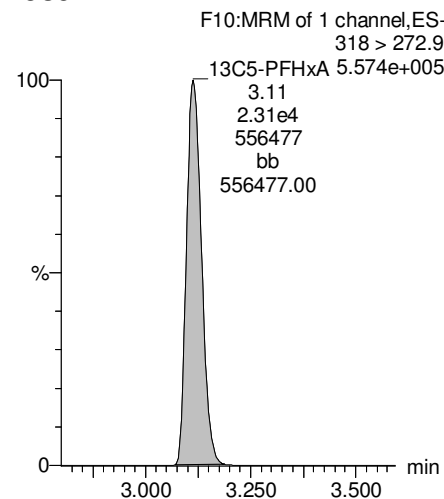
PFTeDA



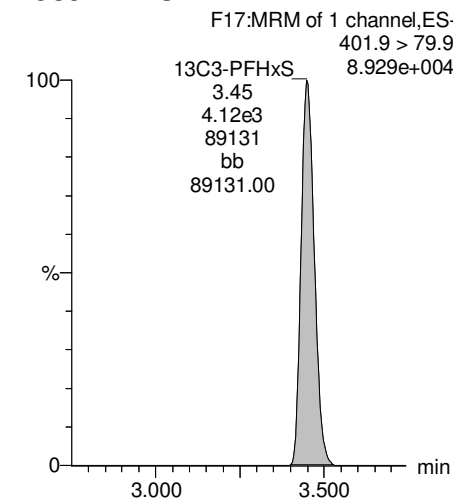
PFTrDA



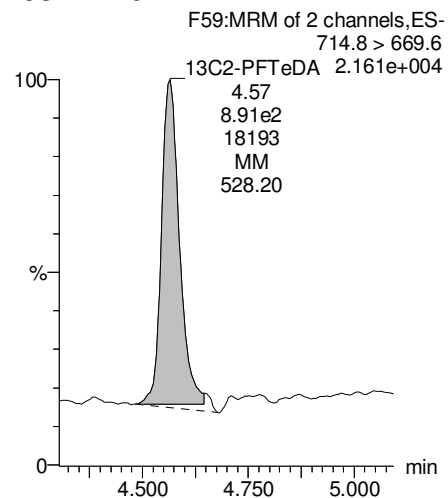
13C5-PFHxA



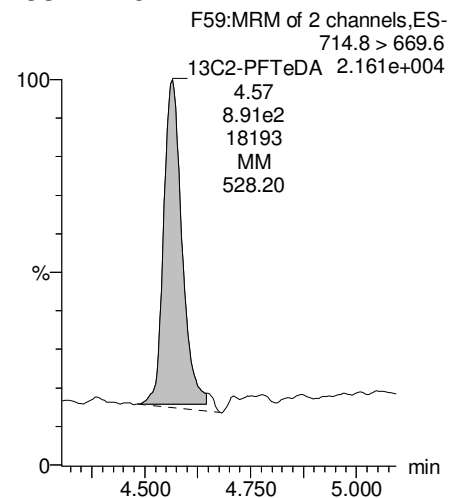
13C3-PFHxS



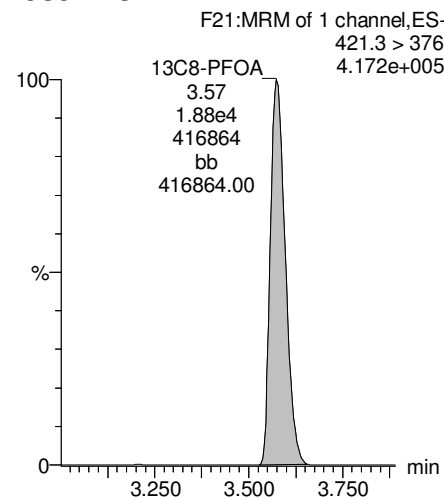
13C2-PFTeDA



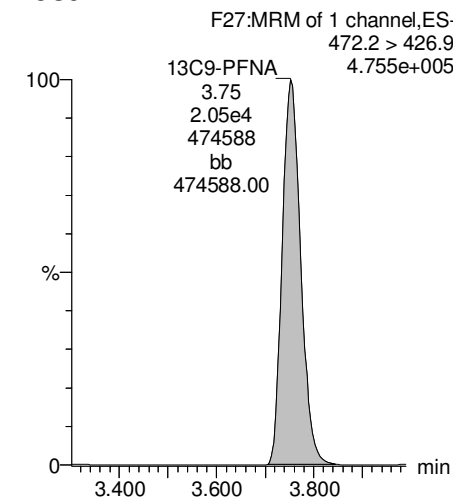
13C2-PFTeDA



13C8-PFOA



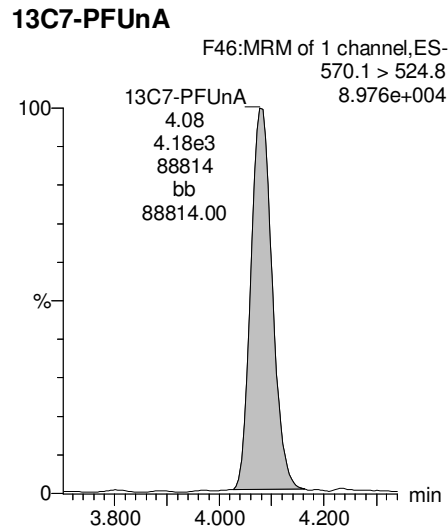
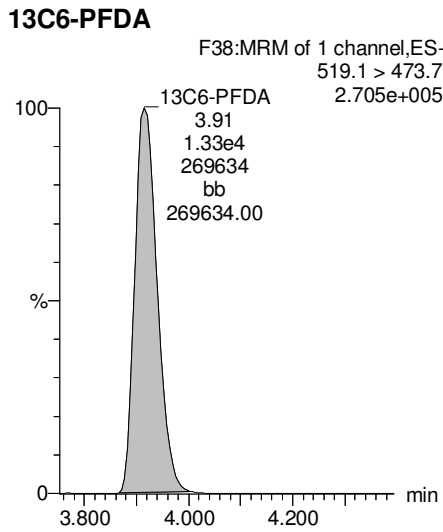
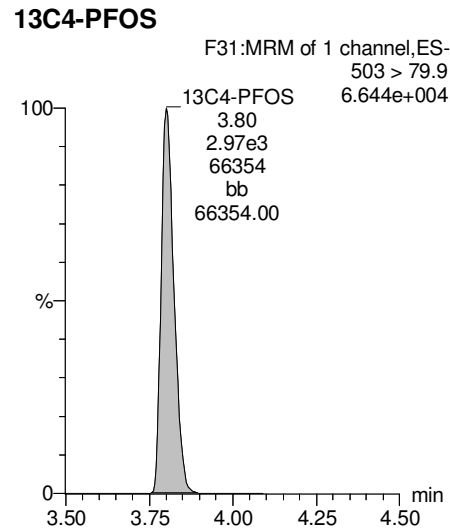
13C9-PFNA



Dataset: U:\Q4.PRO\results\170711M1\170711M1-51.qld

Last Altered: Wednesday, July 12, 2017 16:04:59 Pacific Daylight Time
Printed: Wednesday, July 12, 2017 16:05:15 Pacific Daylight Time

Name: 170711M1_51, Date: 11-Jul-2017, Time: 19:30:24, ID: 1700803-01 SB01 0.12033, Description: SB01



Dataset: U:\Q4.PRO\results\170713M1\170713M1-24.qld

Last Altered: Wednesday, July 19, 2017 10:22:55 Pacific Daylight Time

Printed: Wednesday, July 19, 2017 10:23:14 Pacific Daylight Time

Method: U:\Q4.PRO\MethDB\PFAS_L14-7-13-17.mdb 14 Jul 2017 08:41:09

Calibration: U:\Q4.PRO\CurveDB\C18_VAL-PFAS_Q4_7-10-17-L14A.cdb 14 Jul 2017 08:57:46

Name: 170713M1_24, Date: 13-Jul-2017, Time: 20:13:06, ID: 1700803-02RE1 EB01 0.12093, Description: EB01

#	Name	Trace	Area	IS Area	Wt./Vol.	RRF	Pred.RT	RT	y Axis Resp.	Conc.	%Rec
1	1 PFBS	299 > 79.7		3.37e3	0.121		2.92				
2	2 PFHxA	313.2 > 268.9		1.01e4	0.121		3.16				
3	3 PFHpA	363 > 318.9		2.27e4	0.121		3.43				
4	4 PFHxS	398.9 > 79.6		2.59e3	0.121		3.55				
5	5 PFOA	413 > 368.7		2.98e4	0.121		3.63				
6	6 PFNA	462.9 > 418.8		2.36e4	0.121		3.82				
7	7 PFOS	499 > 79.9	1.34e1	4.99e3	0.121		3.86	3.77	0.0335	0.0336	
8	8 PFDA	513 > 468.8		1.54e4	0.121		4.00				
9	9 PFUnA	562.9 > 518.9		9.42e3	0.121		4.16				
10	10 N-MeFOSAA	570.1 > 419		1.75e3	0.121		4.00				
11	11 N-EtFOSAA	584.2 > 419		2.20e3	0.121		4.08				
12	12 PFDoA	612.9 > 318.8		4.67e2	0.121		4.32				
13	13 PFTrDA	662.9 > 618.9		4.67e2	0.121		4.50				
14	14 PFTeDA	712.9 > 668.8		3.22e3	0.121		4.66				
15	15 13C3-PFBA	216.1 > 171.8	1.24e3	1.52e3	0.121	0.918	1.43	1.38	10.1	91.3	88.3
16	16 13C3-PFPeA	266 > 221.8	2.83e4	3.70e4	0.121	0.275	2.72	2.68	3.82	115	111.3
17	17 13C3-PFBS	302 > 98.8	3.37e3	3.70e4	0.121	0.033	2.92	2.90	0.455	113	109.8
18	18 13C2-PFHxA	315 > 269.8	1.01e4	3.70e4	0.121	0.304	3.16	3.14	1.36	37.1	89.7
19	19 13C4-PFHpA	367.2 > 321.8	2.27e4	3.70e4	0.121	0.306	3.43	3.40	3.06	82.6	80.0
20	20 18O2-PFHxS	403 > 102.6	2.59e3	5.98e3	0.121	0.437	3.55	3.47	5.41	102	98.9
21	21 13C2-PFOA	414.9 > 369.7	2.98e4	3.14e4	0.121	1.292	3.63	3.60	11.8	75.7	73.2
22	22 13C5-PFNA	468.2 > 422.9	2.36e4	2.69e4	0.121	0.980	3.82	3.77	11.0	92.5	89.5
23	23 13C8-PFOS	507 > 79.9	4.99e3	4.91e3	0.121	1.098	3.86	3.82	12.7	95.8	92.7
24	24 13C2-PFDA	515.1 > 469.9	1.54e4	2.02e4	0.121	0.928	4.00	3.94	9.53	84.9	82.2
25	25 13C2-PFUnA	565 > 519.8	9.42e3	1.31e4	0.121	1.083	4.16	4.10	9.01	68.9	66.6
26	26 d3-N-MeFOSAA	573.3 > 419	1.75e3	1.31e4	0.121	0.224	4.00	3.97	1.68	61.8	59.8
27	27 d5-N-EtFOSAA	589.3 > 419	2.20e3	1.31e4	0.121	0.230	4.08	4.03	2.11	75.9	73.4
28	28 13C2-PFDoA	615 > 569.7	4.67e2	1.31e4	0.121	0.130	4.32	4.25	0.447	28.5	27.5
29	29 13C2-PFTeDA	714.8 > 669.6	3.22e3	1.31e4	0.121	1.018	4.66	4.58	3.08	25.0	24.2
30	30 13C4-PFBA	217 > 171.8	1.52e3	1.52e3	0.121	1.000	1.43	1.39	12.5	103	100.0
31	31 13C5-PFHxA	318 > 272.9	3.70e4	3.70e4	0.121	1.000	3.18	3.14	5.00	41.3	100.0
32	32 13C3-PFHxS	401.9 > 79.9	5.98e3	5.98e3	0.121	1.000	3.55	3.47	12.5	103	100.0

Dataset: U:\Q4.PRO\results\170713M1\170713M1-24.qld

Last Altered: Wednesday, July 19, 2017 10:22:55 Pacific Daylight Time

Printed: Wednesday, July 19, 2017 10:23:14 Pacific Daylight Time

Name: 170713M1_24, Date: 13-Jul-2017, Time: 20:13:06, ID: 1700803-02RE1 EB01 0.12093, Description: EB01

#	Name	Trace	Area	IS Area	Wt./Vol.	RRF	Pred.RT	RT	y Axis Resp.	Conc.	%Rec
33	33 13C8-PFOA	421.3 > 376	3.14e4	3.14e4	0.121	1.000	3.63	3.60	12.5	103	100.0
34	34 13C9-PFNA	472.2 > 426.9	2.69e4	2.69e4	0.121	1.000	3.82	3.77	12.5	103	100.0
35	35 13C4-PFOS	503 > 79.9	4.91e3	4.91e3	0.121	1.000	3.86	3.82	12.5	103	100.0
36	36 13C6-PFDA	519.1 > 473.7	2.02e4	2.02e4	0.121	1.000	4.00	3.94	12.5	103	100.0
37	37 13C7-PFUnA	570.1 > 524.8	1.31e4	1.31e4	0.121	1.000	4.16	4.10	12.5	103	100.0
38	38 Total PFBS	299 > 79.7	0.00e0	3.37e3	0.121		2.92		0.000		
39	39 Total PFHxS	398.9 > 79.6	0.00e0	2.59e3	0.121		3.55		0.000		
40	40 Total PFOA	413 > 368.7	0.00e0	2.98e4	0.121		3.63		0.000		
41	41 Total PFOS	499 > 79.9	1.34e1	4.99e3	0.121		3.86		0.0335	0.0336	
42	42 Total N-Me-FOSAA	570.1 > 419	0.00e0	1.75e3	0.121		4.20		0.000		
43	43 Total N-EtFOSAA	584.2 > 419	0.00e0	2.20e3	0.121		4.30		0.000		

Dataset: U:\Q4.PRO\results\170713M1\170713M1-24.qld

Last Altered: Wednesday, July 19, 2017 10:22:55 Pacific Daylight Time

Printed: Wednesday, July 19, 2017 10:23:14 Pacific Daylight Time

Method: U:\Q4.PRO\MethDB\PFAS_L14-7-13-17.mdb 14 Jul 2017 08:41:09

Calibration: U:\Q4.PRO\CurveDB\C18_VAL-PFAS_Q4_7-10-17-L14A.cdb 14 Jul 2017 08:57:46

Name: 170713M1_24, Date: 13-Jul-2017, Time: 20:13:06, ID: 1700803-02RE1 EB01 0.12093, Description: EB01

Total PFBS

#	Name	Trace	RT	Area	IS Area	Response	Primary Flags	Conc.
1								

Total PFHxS

#	Name	Trace	RT	Area	IS Area	Response	Primary Flags	Conc.
1								

Total PFOA

#	Name	Trace	RT	Area	IS Area	Response	Primary Flags	Conc.
1	5 PFOA	413 > 368.7			29751.359		MM-I	

Total PFOS

#	Name	Trace	RT	Area	IS Area	Response	Primary Flags	Conc.
1	7 PFOS	499 > 79.9	3.77	13.395	4994.194	0.034	bb	0.0

Total N-Me-FOSAA

#	Name	Trace	RT	Area	IS Area	Response	Primary Flags	Conc.
1								

Total N-EtFOSAA

#	Name	Trace	RT	Area	IS Area	Response	Primary Flags	Conc.
1								

Dataset: U:\Q4.PRO\results\170713M1\170713M1-24.qld

Last Altered: Wednesday, July 19, 2017 10:22:55 Pacific Daylight Time

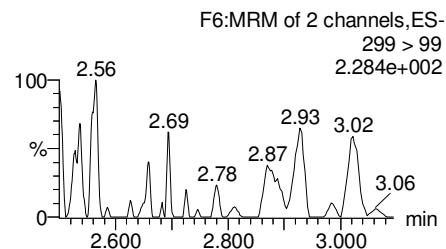
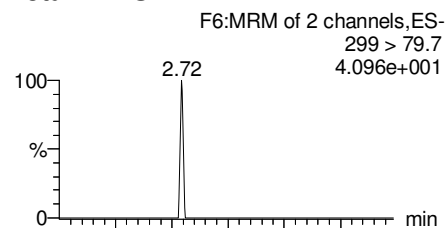
Printed: Wednesday, July 19, 2017 10:23:14 Pacific Daylight Time

Method: U:\Q4.PRO\MethDB\PFAS_L14-7-13-17.mdb 14 Jul 2017 08:41:09

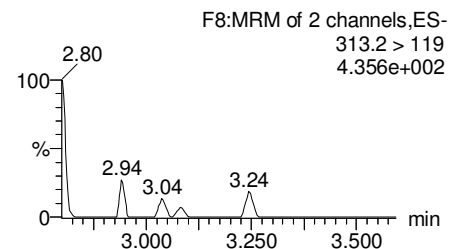
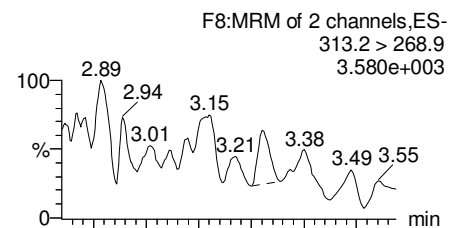
Calibration: U:\Q4.PRO\CurveDB\C18_VAL-PFAS_Q4_7-10-17-L14A.cdb 14 Jul 2017 08:57:46

Name: 170713M1_24, Date: 13-Jul-2017, Time: 20:13:06, ID: 1700803-02RE1 EB01 0.12093, Description: EB01

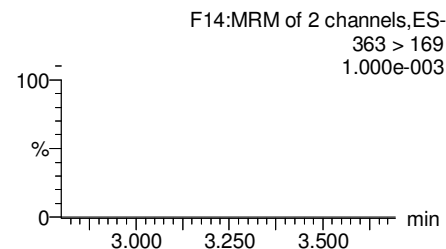
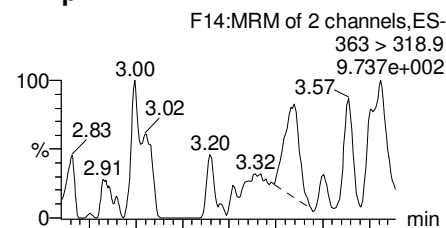
Total PFBS



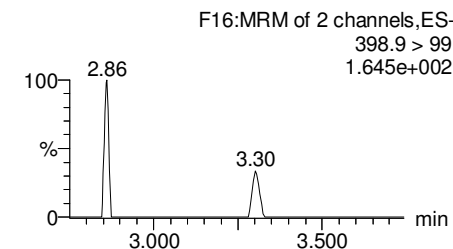
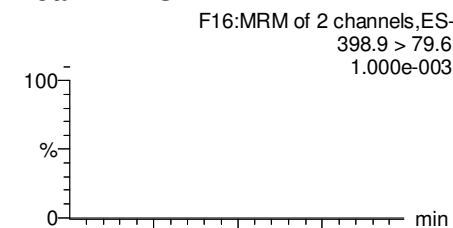
PFHxA



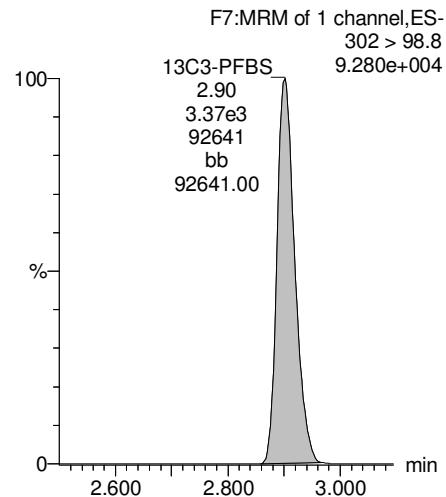
PFHpA



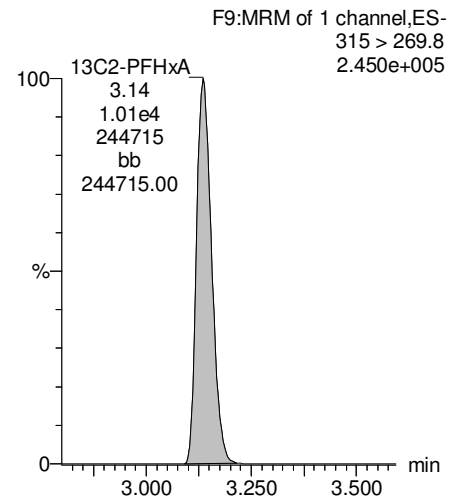
Total PFHxS



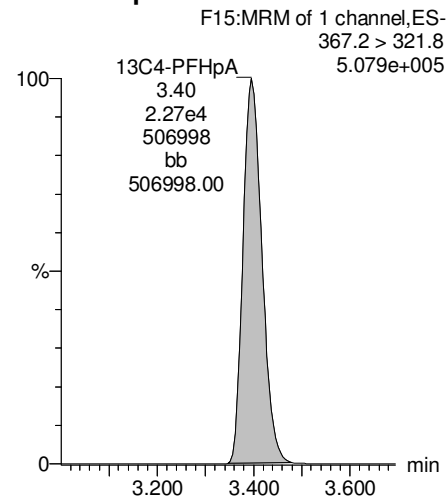
13C3-PFBS



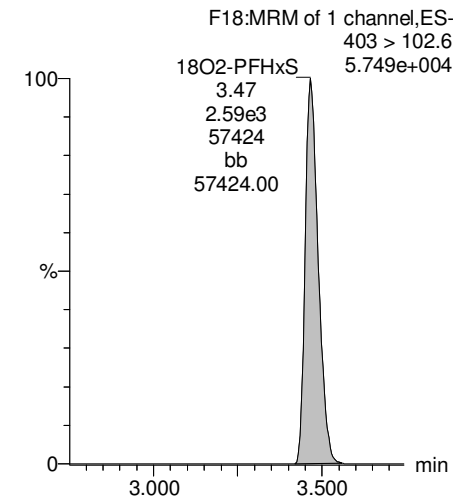
13C2-PFHxA



13C4-PFHpA



18O2-PFHxS



Dataset: U:\Q4.PRO\results\170713M1\170713M1-24.qld

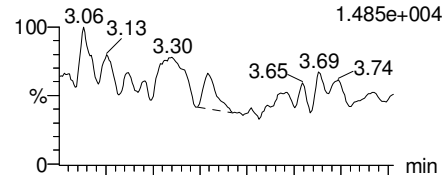
Last Altered: Wednesday, July 19, 2017 10:22:55 Pacific Daylight Time

Printed: Wednesday, July 19, 2017 10:23:14 Pacific Daylight Time

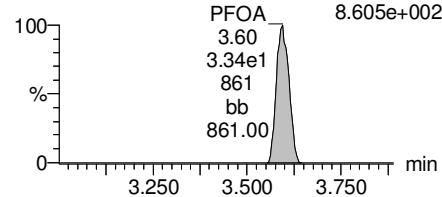
Name: 170713M1_24, Date: 13-Jul-2017, Time: 20:13:06, ID: 1700803-02RE1 EB01 0.12093, Description: EB01

Total PFOA

F19:MRM of 2 channels,ES-
413 > 368.7
1.485e+004

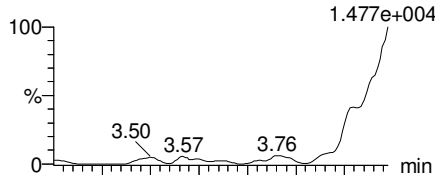


F19:MRM of 2 channels,ES-
413 > 169
8.605e+002

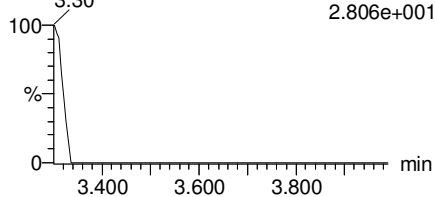


PFNA

F25:MRM of 2 channels,ES-
462.9 > 418.8
1.477e+004

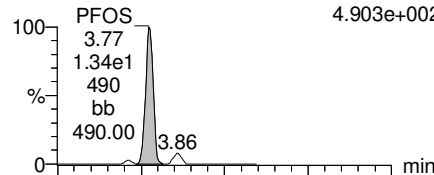


F25:MRM of 2 channels,ES-
462.9 > 219
2.806e+001

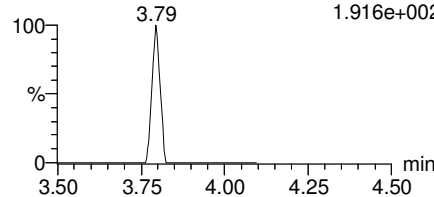


Total PFOS

F30:MRM of 2 channels,ES-
499 > 79.9
4.903e+002

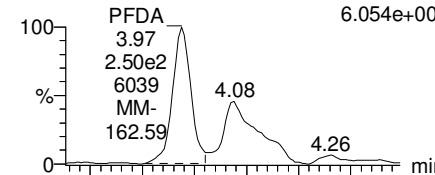


F30:MRM of 2 channels,ES-
499 > 99
1.916e+002

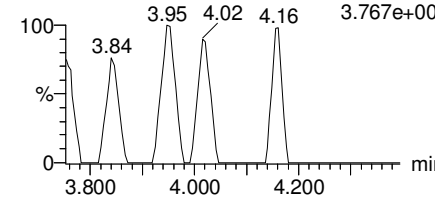


PFDA

F35:MRM of 2 channels,ES-
513 > 468.8
6.054e+003

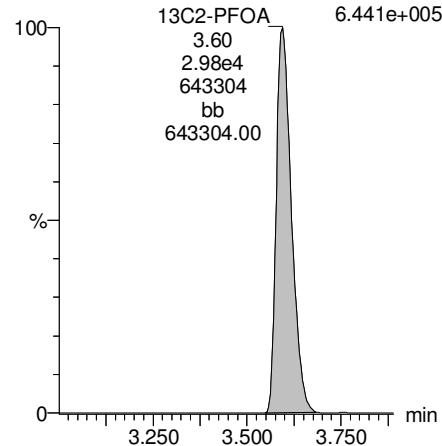


F35:MRM of 2 channels,ES-
513 > 219
3.767e+001



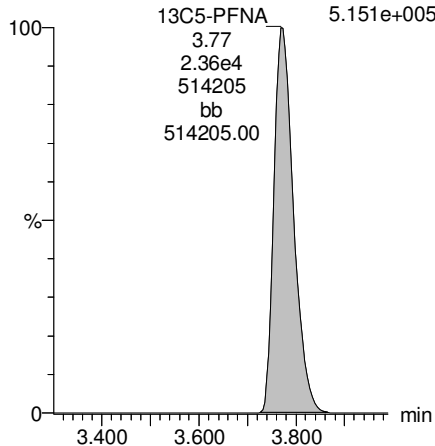
13C2-PFOA

F20:MRM of 1 channel,ES-
414.9 > 369.7
6.441e+005



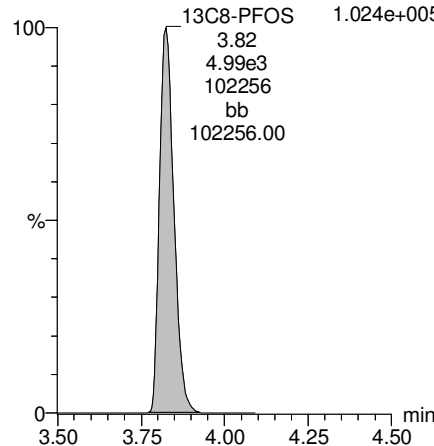
13C5-PFNA

F26:MRM of 1 channel,ES-
468.2 > 422.9
5.151e+005



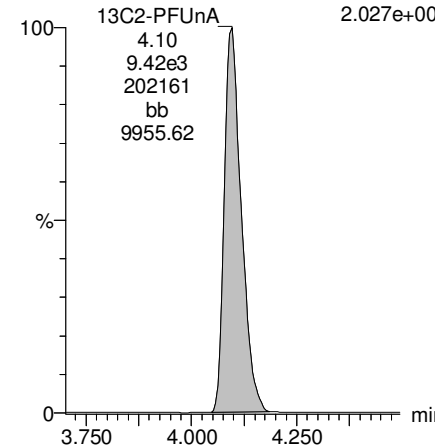
13C8-PFOS

F33:MRM of 1 channel,ES-
507 > 79.9
1.024e+005



13C2-PFUnA

F44:MRM of 1 channel,ES-
565 > 519.8
2.027e+005



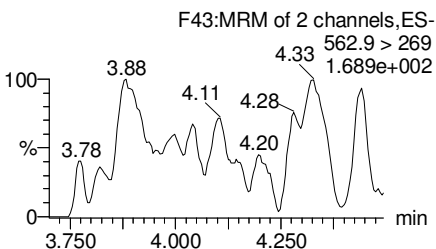
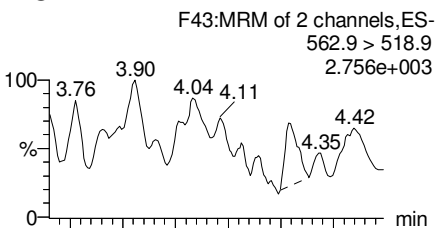
Dataset: U:\Q4.PRO\results\170713M1\170713M1-24.qld

Last Altered: Wednesday, July 19, 2017 10:22:55 Pacific Daylight Time

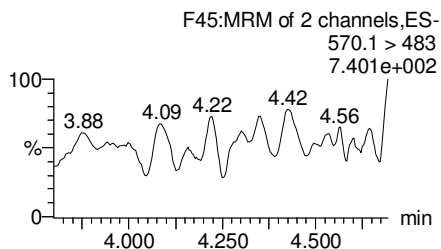
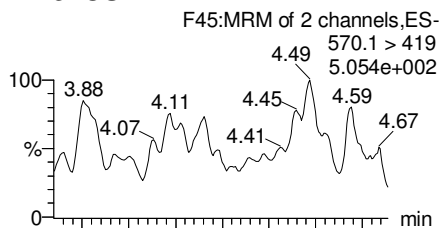
Printed: Wednesday, July 19, 2017 10:23:14 Pacific Daylight Time

Name: 170713M1_24, Date: 13-Jul-2017, Time: 20:13:06, ID: 1700803-02RE1 EB01 0.12093, Description: EB01

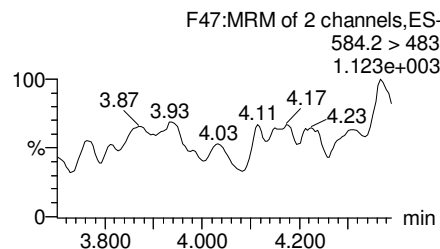
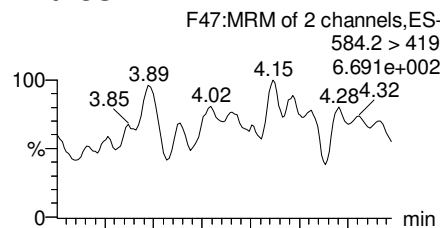
PFUnA



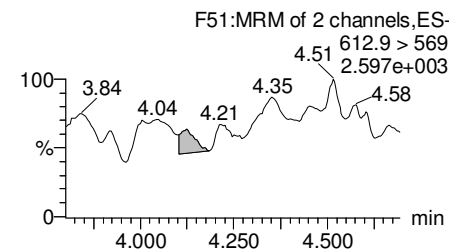
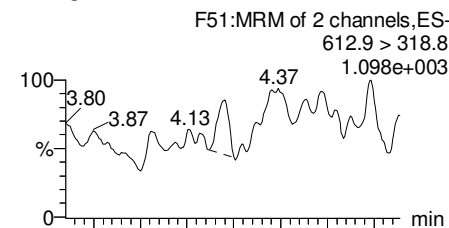
N-MeFOSAA



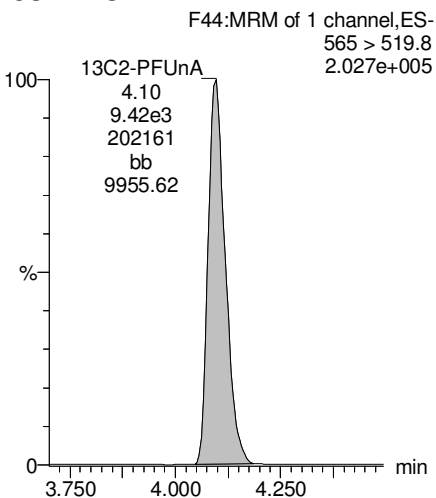
N-EtFOSAA



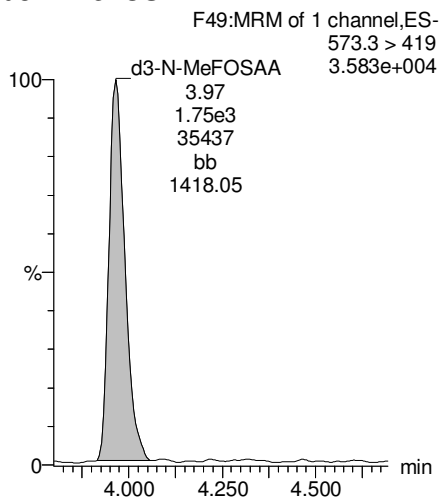
PFDoA



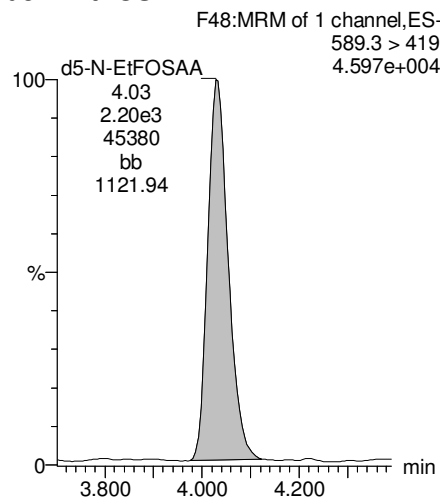
13C2-PFUnA



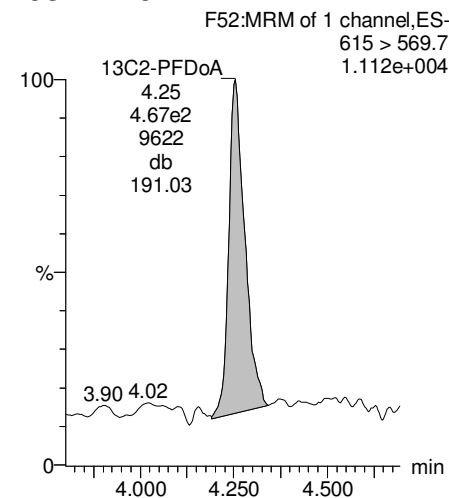
d3-N-MeFOSAA



d5-N-EtFOSAA



13C2-PFDoA



Dataset: U:\Q4.PRO\results\170713M1\170713M1-24.qld

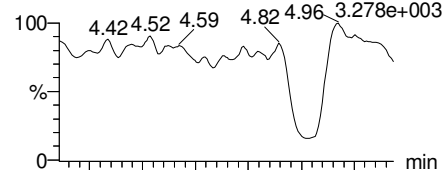
Last Altered: Wednesday, July 19, 2017 10:22:55 Pacific Daylight Time

Printed: Wednesday, July 19, 2017 10:23:14 Pacific Daylight Time

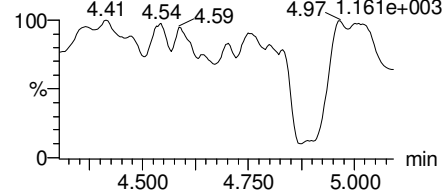
Name: 170713M1_24, Date: 13-Jul-2017, Time: 20:13:06, ID: 1700803-02RE1 EB01 0.12093, Description: EB01

PFTeDA

F58:MRM of 4 channels,ES-
712.9 > 668.8
3.278e+003

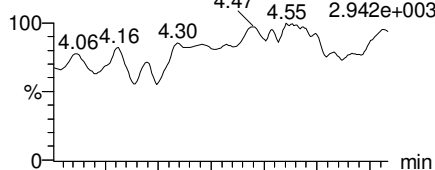


F58:MRM of 4 channels,ES-
712.9 > 369
1.161e+003

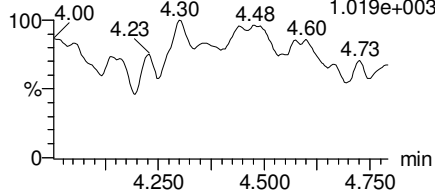


PFTrDA

F57:MRM of 2 channels,ES-
662.9 > 618.9
2.942e+003

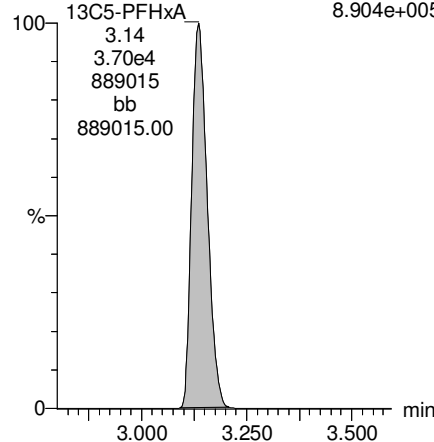


F57:MRM of 2 channels,ES-
662.9 > 319
1.019e+003



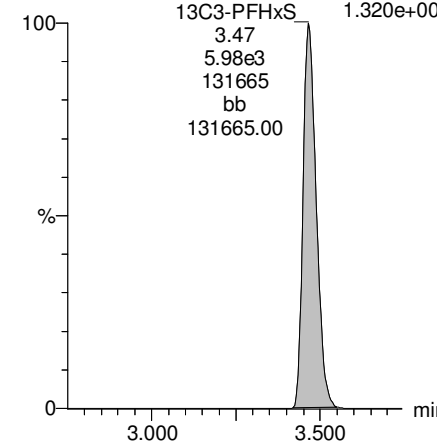
13C5-PFHxA

F10:MRM of 1 channel,ES-
318 > 272.9
8.904e+005



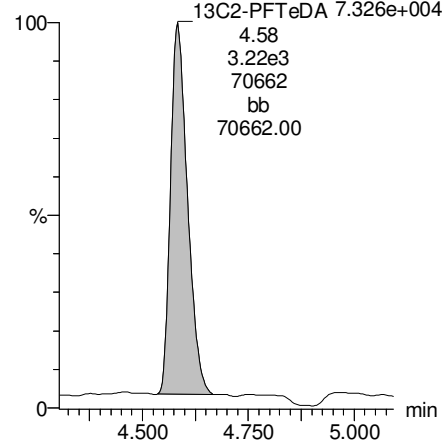
13C3-PFHxS

F17:MRM of 1 channel,ES-
401.9 > 79.9
1.320e+005



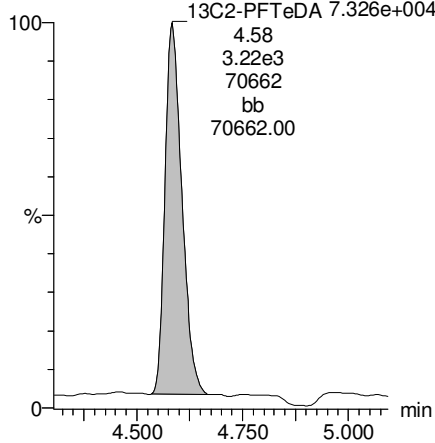
13C2-PFTeDA

F59:MRM of 2 channels,ES-
714.8 > 669.6
7.326e+004



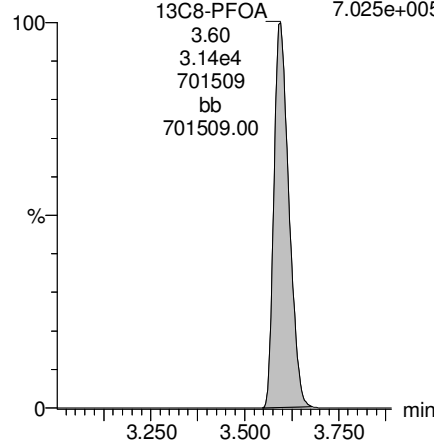
13C2-PFTeDA

F59:MRM of 2 channels,ES-
714.8 > 669.6
7.326e+004



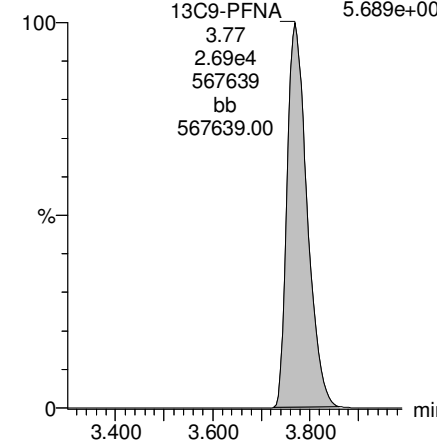
13C8-PFOA

F21:MRM of 1 channel,ES-
421.3 > 376
7.025e+005



13C9-PFNA

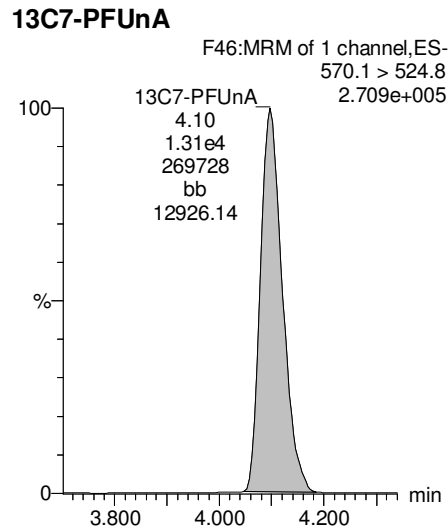
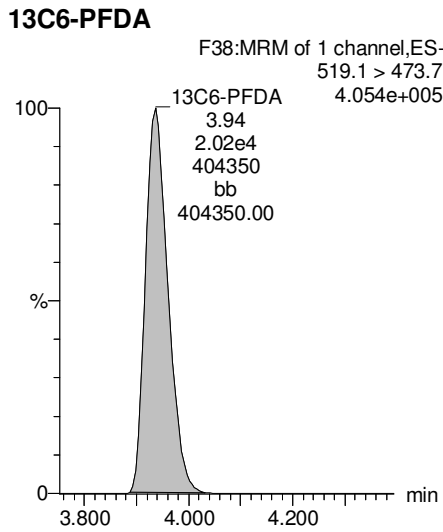
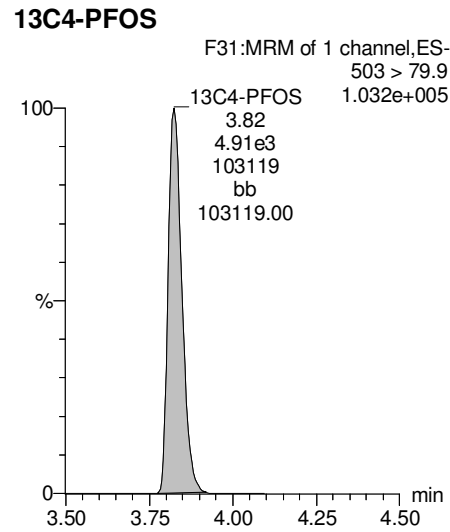
F27:MRM of 1 channel,ES-
472.2 > 426.9
5.689e+005



Dataset: U:\Q4.PRO\results\170713M1\170713M1-24.qld

Last Altered: Wednesday, July 19, 2017 10:22:55 Pacific Daylight Time
Printed: Wednesday, July 19, 2017 10:23:14 Pacific Daylight Time

Name: 170713M1_24, Date: 13-Jul-2017, Time: 20:13:06, ID: 1700803-02RE1 EB01 0.12093, Description: EB01



Dataset: U:\Q4.PRO\results\170711M1\170711M1-52.qld

Last Altered: Wednesday, July 12, 2017 16:01:50 Pacific Daylight Time

Printed: Wednesday, July 12, 2017 16:02:07 Pacific Daylight Time

Method: U:\Q4.PRO\MethDB\PFAS_L14-7-5-17.mdb 10 Jul 2017 08:06:14

Calibration: U:\Q4.PRO\CurveDB\C18_VAL-PFAS_Q4_7-10-17-L14.cdb 11 Jul 2017 08:36:22

Name: 170711M1_52, Date: 11-Jul-2017, Time: 19:41:03, ID: 1700803-03 IRPSite7-GW-46GW205-20170628 0.11772, Description: IRPSite7-GW-46GW205-20170628

#	Name	Trace	Area	IS Area	Wt./Vol.	RRF	Pred.RT	RT	y Axis Resp.	Conc.	%Rec
1	1 PFBS	299 > 79.7	3.10e2	2.62e3	0.118		2.92	2.87	1.48	6.05	
2	2 PFHxA	313.2 > 268.9		7.22e3	0.118		3.16				
3	3 PFHpA	363 > 318.9	7.12e2	1.69e4	0.118		3.43	3.38	0.527	2.92	
4	4 PFHxS	398.9 > 79.6	2.59e2	2.06e3	0.118		3.55	3.45	1.57	7.69	
5	5 PFOA	413 > 368.7	1.91e3	2.24e4	0.118		3.63	3.58	1.06	7.05	
6	6 PFNA	462.9 > 418.8		1.63e4	0.118		3.82				
7	7 PFOS	499 > 79.9	2.72e2	4.16e3	0.118		3.86	3.76	0.819	6.07	
8	8 PFDA	513 > 468.8		1.23e4	0.118		4.00				
9	9 PFUnA	562.9 > 518.9		8.61e3	0.118		4.16				
10	10 N-MeFOSAA	570.1 > 419		2.04e3	0.118		4.00				
11	11 N-EtFOSAA	584.2 > 419		1.59e3	0.118		4.08				
12	12 PFDoA	612.9 > 318.8		6.59e1	0.118		4.32				
13	13 PFTTrDA	662.9 > 618.9		6.59e1	0.118		4.50				
14	14 PFTeDA	712.9 > 668.8		5.96e2	0.118		4.66				
15	15 13C3-PFBA	216.1 > 171.8	1.26e4	1.42e4	0.118	0.918	1.43	1.33	11.1	103	96.9
16	16 13C3-PFPeA	266 > 221.8	1.88e4	1.42e4	0.118	1.784	2.72	2.63	16.5	78.7	74.2
17	17 13C3-PFBS	302 > 98.8	2.62e3	1.42e4	0.118	0.215	2.92	2.87	2.31	91.0	85.7
18	18 13C2-PFHxA	315 > 269.8	7.22e3	2.34e4	0.118	0.304	3.16	3.11	1.54	43.1	101.5
19	19 13C4-PFHpA	367.2 > 321.8	1.69e4	2.34e4	0.118	0.306	3.43	3.38	3.61	100	94.4
20	20 18O2-PFHxS	403 > 102.6	2.06e3	4.19e3	0.118	0.437	3.55	3.45	6.15	119	112.5
21	21 13C2-PFOA	414.9 > 369.7	2.24e4	2.10e4	0.118	1.292	3.63	3.58	13.4	87.8	82.7
22	22 13C5-PFNA	468.2 > 422.9	1.63e4	1.95e4	0.118	0.980	3.82	3.76	10.4	90.5	85.3
23	23 13C8-PFOS	507 > 79.9	4.16e3	3.87e3	0.118	1.098	3.86	3.80	13.4	104	97.9
24	24 13C2-PFDA	515.1 > 469.9	1.23e4	1.85e4	0.118	0.928	4.00	3.92	8.29	75.9	71.5
25	25 13C2-PFUnA	565 > 519.8	8.61e3	1.20e4	0.118	1.083	4.16	4.08	8.96	70.3	66.2
26	26 d3-N-MeFOSAA	573.3 > 419	2.04e3	1.20e4	0.118	0.224	4.00	3.95	2.13	80.6	75.9
27	27 d5-N-EtFOSAA	589.3 > 419	1.59e3	1.20e4	0.118	0.230	4.08	4.01	1.65	61.0	57.5
28	28 13C2-PFDoA	615 > 569.7	6.59e1	1.20e4	0.118	0.130	4.32	4.25	0.0686	4.49	4.2
29	29 13C2-PFTeDA	714.8 > 669.6	5.96e2	1.20e4	0.118	1.018	4.66	4.57	0.621	5.18	4.9
30	30 13C4-PFBA	217 > 171.8	1.42e4	1.42e4	0.118	1.000	1.43	1.33	12.5	106	100.0
31	31 13C5-PFHxA	318 > 272.9	2.34e4	2.34e4	0.118	1.000	3.18	3.11	5.00	42.5	100.0
32	32 13C3-PFHxS	401.9 > 79.9	4.19e3	4.19e3	0.118	1.000	3.55	3.45	12.5	106	100.0

Dataset: U:\Q4.PRO\results\170711M1\170711M1-52.qld

Last Altered: Wednesday, July 12, 2017 16:01:50 Pacific Daylight Time

Printed: Wednesday, July 12, 2017 16:02:07 Pacific Daylight Time

Name: 170711M1_52, Date: 11-Jul-2017, Time: 19:41:03, ID: 1700803-03 IRPSite7-GW-46GW205-20170628 0.11772, Description: IRPSite7-GW-46GW205-20170628

#	Name	Trace	Area	IS Area	Wt./Vol.	RRF	Pred.RT	RT	y Axis Resp.	Conc.	%Rec
33	33 13C8-PFOA	421.3 > 376	2.10e4	2.10e4	0.118	1.000	3.63	3.57	12.5	106	100.0
34	34 13C9-PFNA	472.2 > 426.9	1.95e4	1.95e4	0.118	1.000	3.82	3.75	12.5	106	100.0
35	35 13C4-PFOS	503 > 79.9	3.87e3	3.87e3	0.118	1.000	3.86	3.81	12.5	106	100.0
36	36 13C6-PFDA	519.1 > 473.7	1.85e4	1.85e4	0.118	1.000	4.00	3.92	12.5	106	100.0
37	37 13C7-PFUnA	570.1 > 524.8	1.20e4	1.20e4	0.118	1.000	4.16	4.08	12.5	106	100.0
38	38 Total PFBS	299 > 79.7	3.10e2	2.62e3	0.118		2.92		1.48	6.05	
39	39 Total PFHxS	398.9 > 79.6	2.59e2	2.06e3	0.118		3.55		1.57	7.69	
40	40 Total PFOA	413 > 368.7	2.03e3	2.24e4	0.118		3.63		1.06	7.05	
41	41 Total PFOS	499 > 79.9	2.72e2	4.16e3	0.118		3.86		0.819	6.07	
42	42 Total N-Me-FOSAA	570.1 > 419	0.00e0	2.04e3	0.118		4.20		0.000		
43	43 Total N-EtFOSAA	584.2 > 419	0.00e0	1.59e3	0.118		4.30		0.000		

Dataset: U:\Q4.PRO\results\170711M1\170711M1-52.qld

Last Altered: Wednesday, July 12, 2017 16:01:50 Pacific Daylight Time

Printed: Wednesday, July 12, 2017 16:02:07 Pacific Daylight Time

Method: U:\Q4.PRO\MethDB\PFAS_L14-7-5-17.mdb 10 Jul 2017 08:06:14

Calibration: U:\Q4.PRO\CurveDB\C18_VAL-PFAS_Q4_7-10-17-L14.cdb 11 Jul 2017 08:36:22

Name: 170711M1_52, Date: 11-Jul-2017, Time: 19:41:03, ID: 1700803-03 IRPSite7-GW-46GW205-20170628 0.11772, Description: IRPSite7-GW-46GW205-20170628

Total PFBS

#	Name	Trace	RT	Area	IS Area	Response	Primary Flags	Conc.
1	1 PFBS	299 > 79.7	2.87	310.282	2617.608	1.482	bb	6.1

Total PFHxS

#	Name	Trace	RT	Area	IS Area	Response	Primary Flags	Conc.
1	4 PFHxS	398.9 > 79.6	3.45	258.587	2060.851	1.568	bb	7.7

Total PFOA

#	Name	Trace	RT	Area	IS Area	Response	Primary Flags	Conc.
1	5 PFOA	413 > 368.7	3.58	1905.110	22435.453	1.061	MM	7.1
2	40 Total PFOA	413 > 368.7	3.53	120.010	22435.453	0.067	MMI	

Total PFOS

#	Name	Trace	RT	Area	IS Area	Response	Primary Flags	Conc.
1	7 PFOS	499 > 79.9	3.76	272.429	4158.755	0.819	MM	6.1

Total N-Me-FOSAA

#	Name	Trace	RT	Area	IS Area	Response	Primary Flags	Conc.
1								

Total N-EtFOSAA

#	Name	Trace	RT	Area	IS Area	Response	Primary Flags	Conc.
1								

Dataset: U:\Q4.PRO\results\170711M1\170711M1-52.qld

Last Altered: Wednesday, July 12, 2017 16:01:50 Pacific Daylight Time

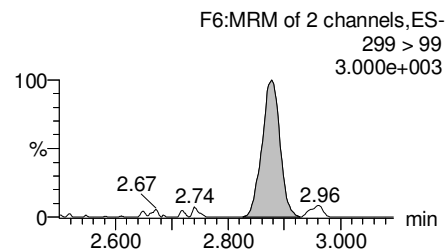
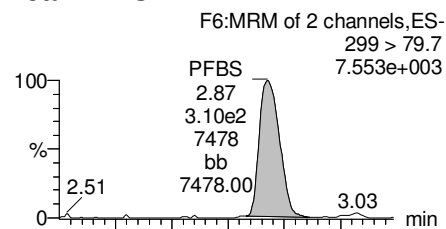
Printed: Wednesday, July 12, 2017 16:02:07 Pacific Daylight Time

Method: U:\Q4.PRO\MethDB\PFAS_L14-7-5-17.mdb 10 Jul 2017 08:06:14

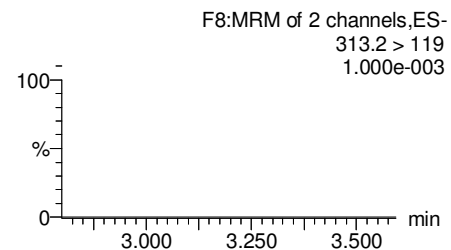
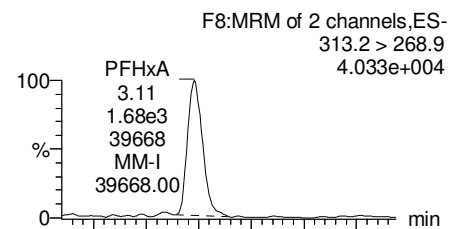
Calibration: U:\Q4.PRO\CurveDB\C18_VAL-PFAS_Q4_7-10-17-L14.cdb 11 Jul 2017 08:36:22

Name: 170711M1_52, Date: 11-Jul-2017, Time: 19:41:03, ID: 1700803-03 IRPSite7-GW-46GW205-20170628 0.11772, Description: IRPSite7-GW-46GW205-20170628

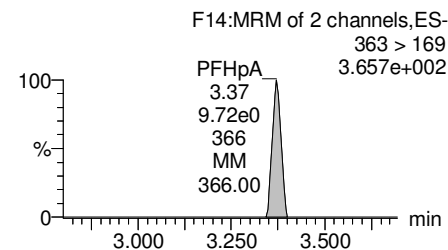
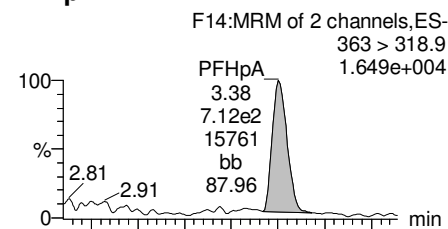
Total PFBS



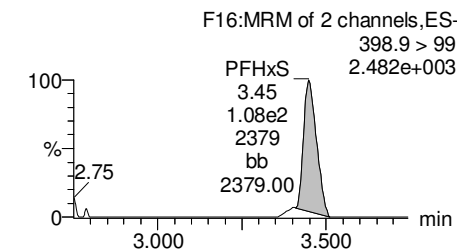
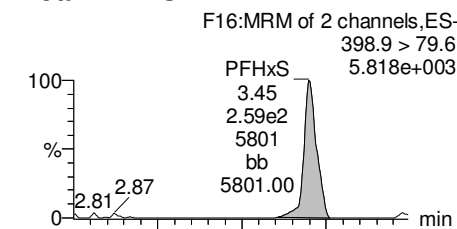
PFHxA



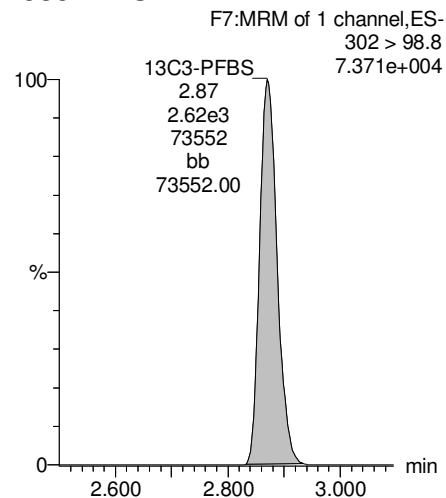
PFHpA



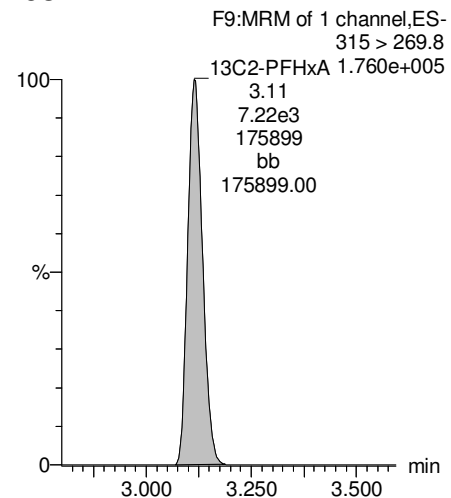
Total PFHxS



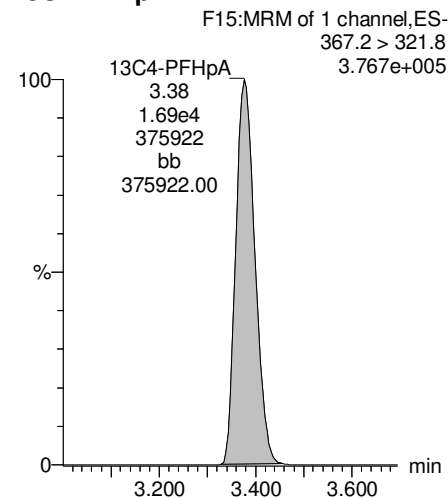
13C3-PFBS



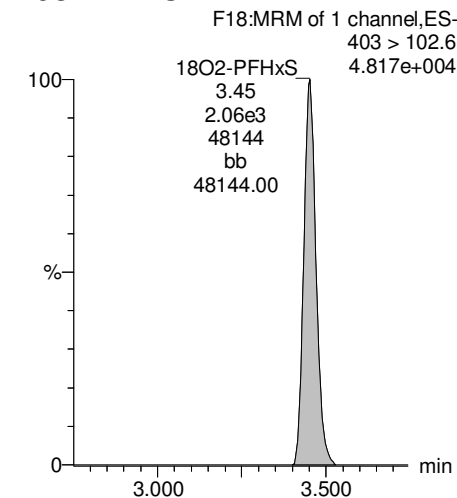
13C2-PFHxA



13C4-PFHpA



18O2-PFHxS



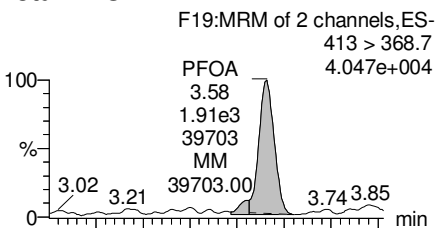
Dataset: U:\Q4.PRO\results\170711M1\170711M1-52.qld

Last Altered: Wednesday, July 12, 2017 16:01:50 Pacific Daylight Time

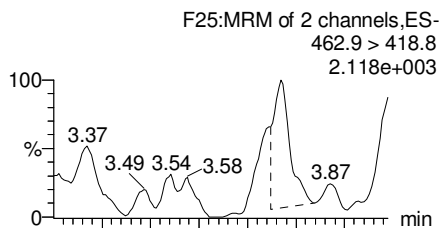
Printed: Wednesday, July 12, 2017 16:02:07 Pacific Daylight Time

Name: 170711M1_52, Date: 11-Jul-2017, Time: 19:41:03, ID: 1700803-03 IRPSite7-GW-46GW205-20170628 0.11772, Description: IRPSite7-GW-46GW205-20170628

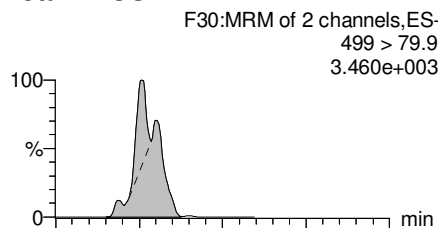
Total PFOA



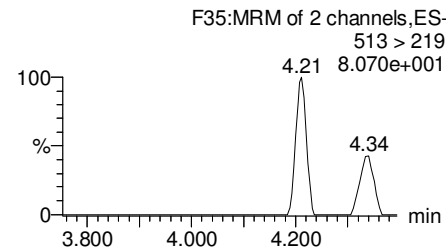
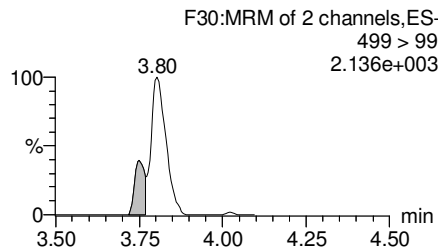
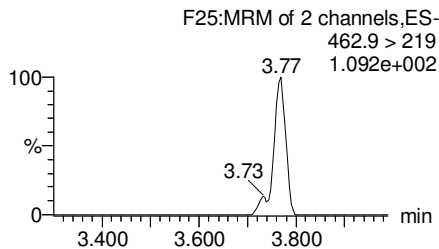
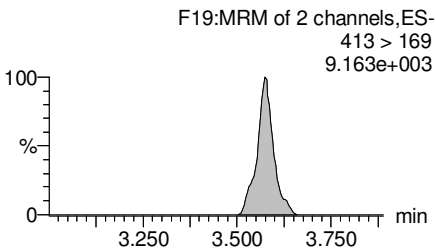
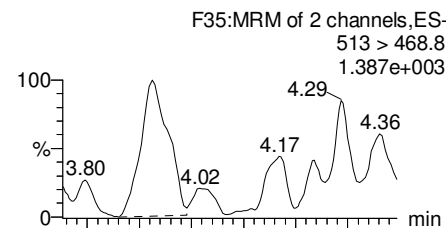
PFNA



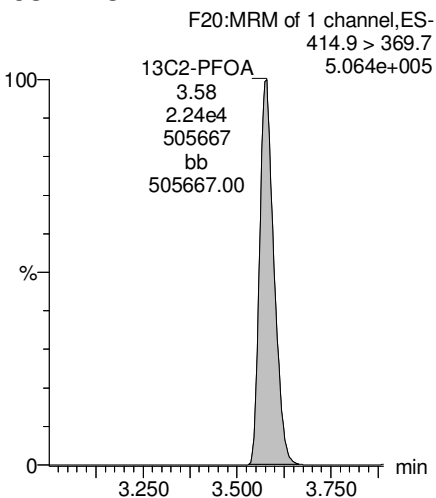
Total PFOS



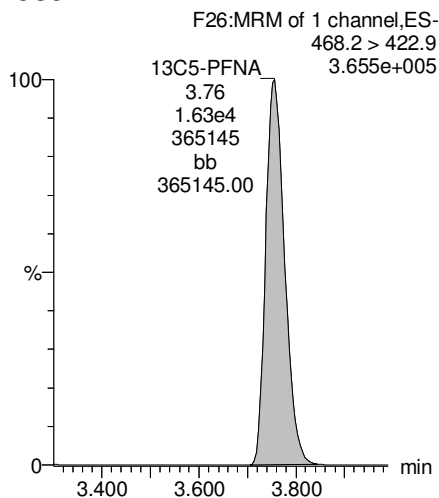
PFDA



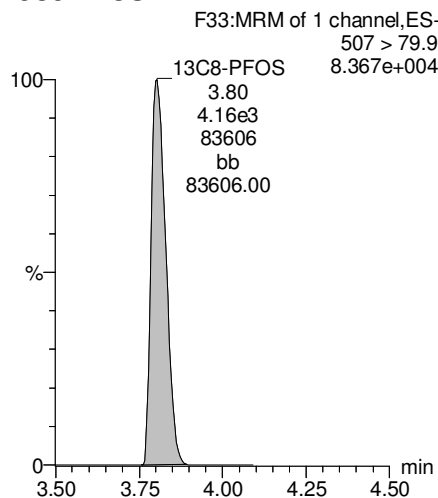
13C2-PFOA



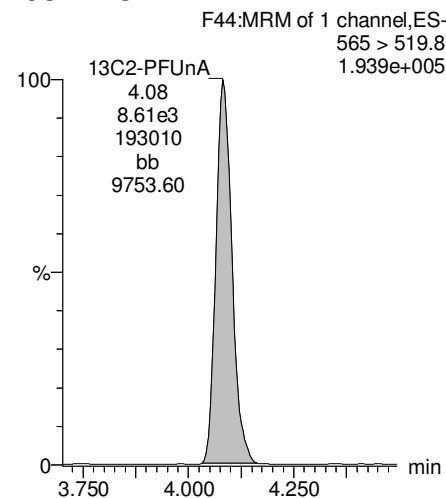
13C5-PFNA



13C8-PFOS



13C2-PFUnA



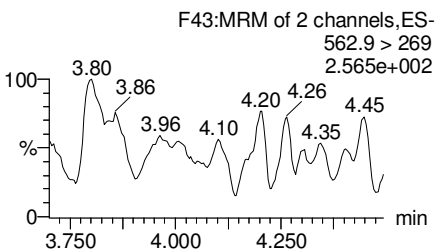
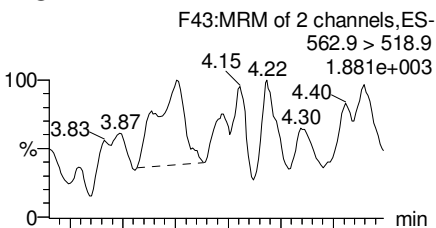
Dataset: U:\Q4.PRO\results\170711M1\170711M1-52.qld

Last Altered: Wednesday, July 12, 2017 16:01:50 Pacific Daylight Time

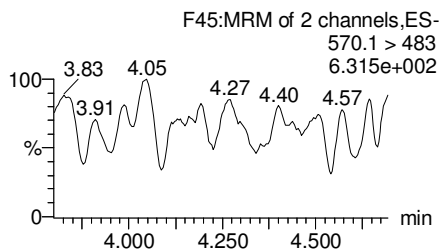
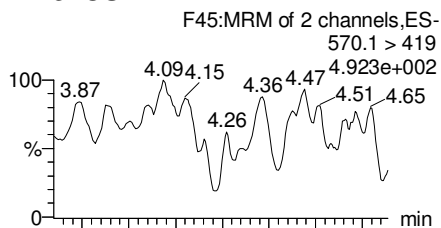
Printed: Wednesday, July 12, 2017 16:02:07 Pacific Daylight Time

Name: 170711M1_52, Date: 11-Jul-2017, Time: 19:41:03, ID: 1700803-03 IRPSite7-GW-46GW205-20170628 0.11772, Description: IRPSite7-GW-46GW205-20170628

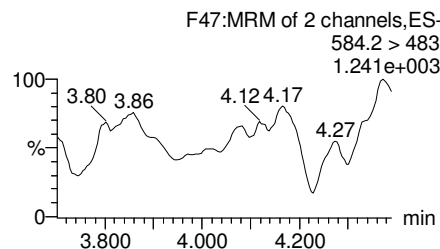
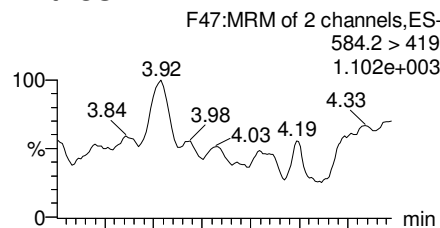
PFUnA



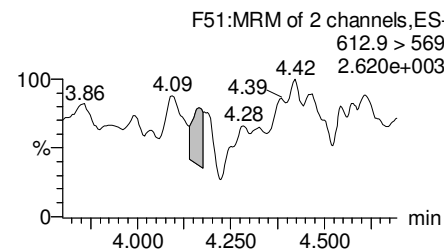
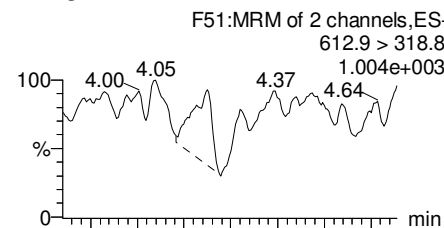
N-MeFOSAA



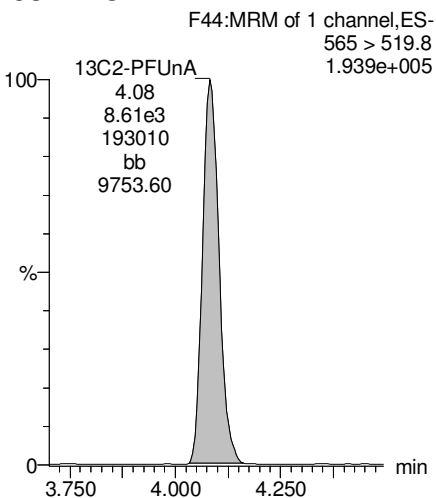
N-EtFOSAA



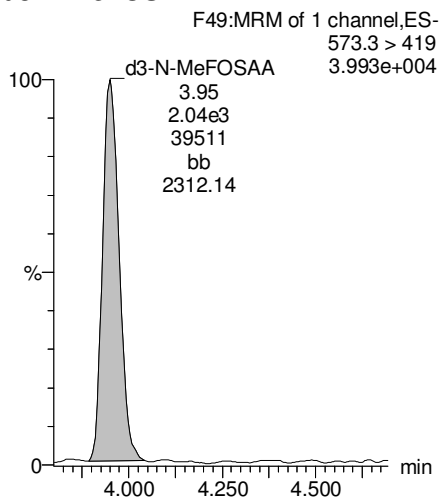
PFDaA



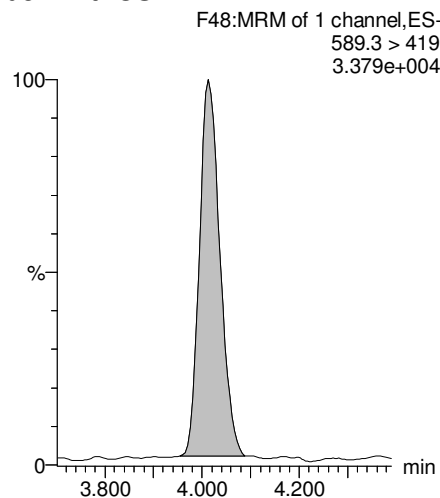
13C2-PFUnA



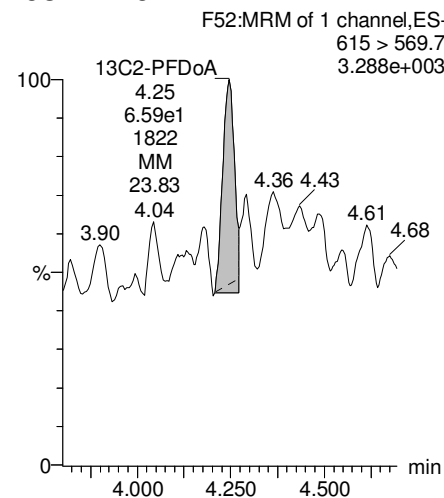
d3-N-MeFOSAA



d5-N-EtFOSAA



13C2-PFDaA

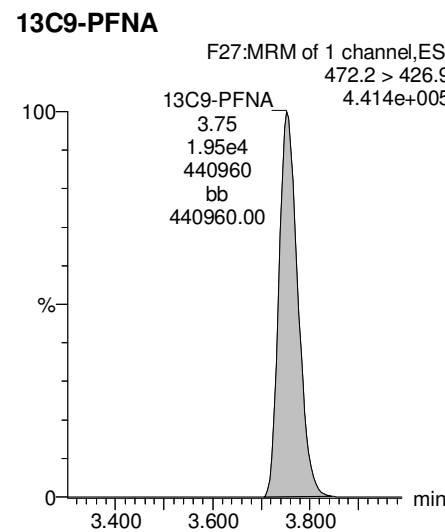
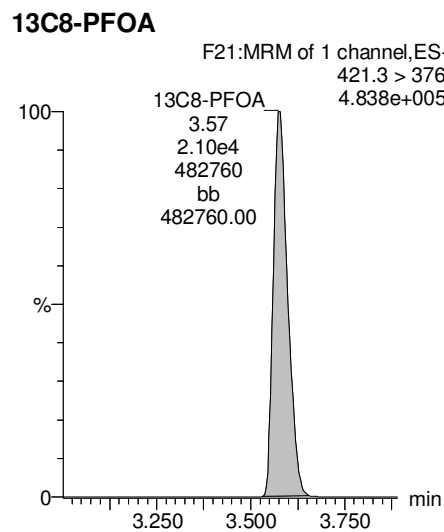
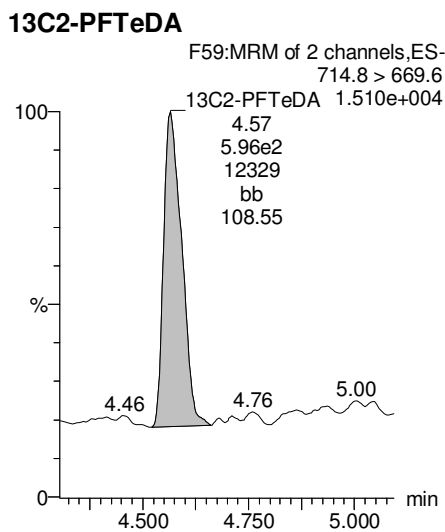
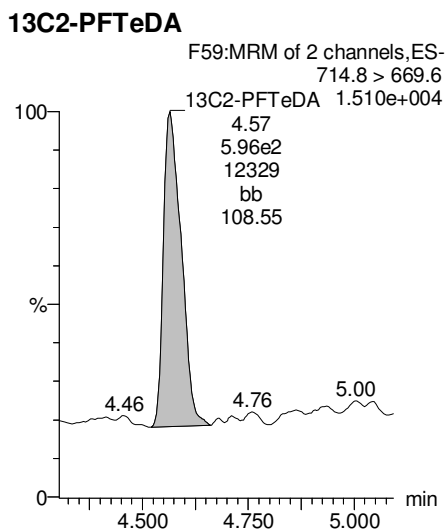
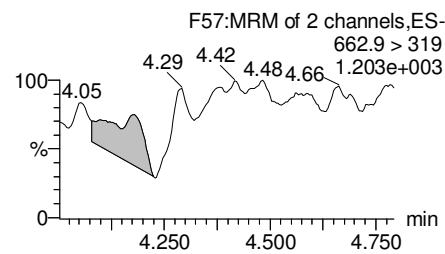
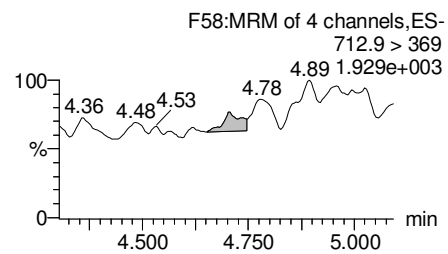
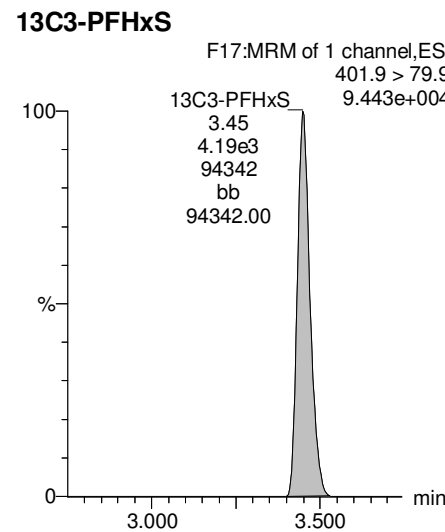
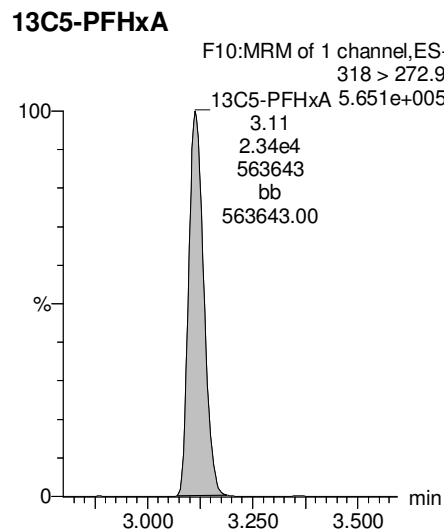
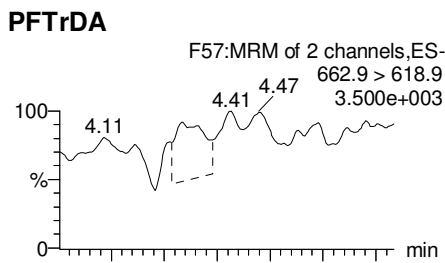
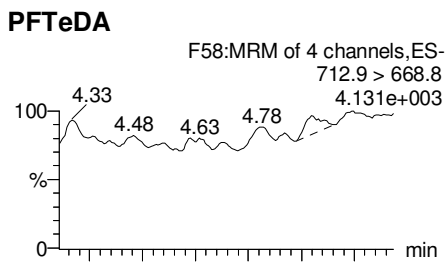


Dataset: U:\Q4.PRO\results\170711M1\170711M1-52.qld

Last Altered: Wednesday, July 12, 2017 16:01:50 Pacific Daylight Time

Printed: Wednesday, July 12, 2017 16:02:07 Pacific Daylight Time

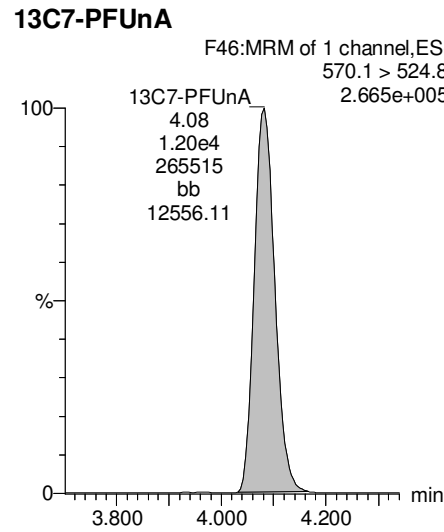
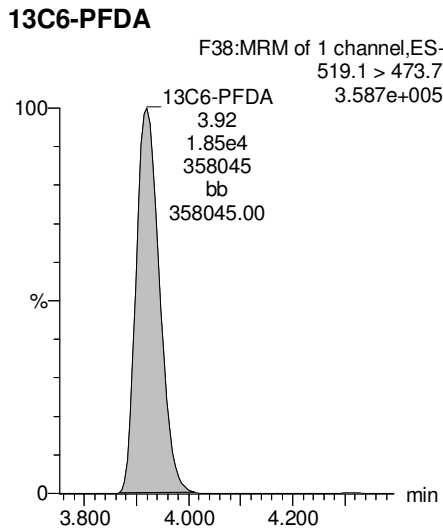
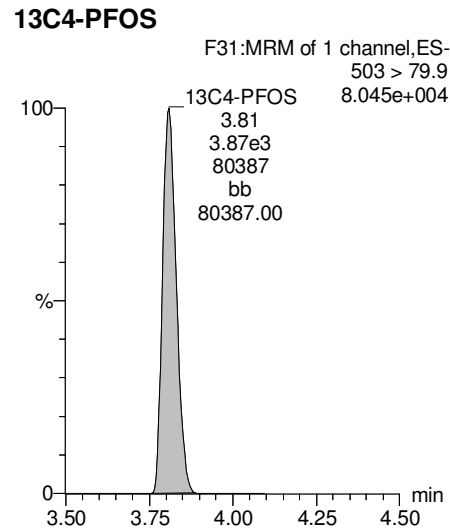
Name: 170711M1_52, Date: 11-Jul-2017, Time: 19:41:03, ID: 1700803-03 IRPSite7-GW-46GW205-20170628 0.11772, Description: IRPSite7-GW-46GW205-20170628



Dataset: U:\Q4.PRO\results\170711M1\170711M1-52.qld

Last Altered: Wednesday, July 12, 2017 16:01:50 Pacific Daylight Time
Printed: Wednesday, July 12, 2017 16:02:07 Pacific Daylight Time

Name: 170711M1_52, Date: 11-Jul-2017, Time: 19:41:03, ID: 1700803-03 IRPSite7-GW-46GW205-20170628 0.11772, Description: IRPSite7-GW-46GW205-20170628



Dataset: U:\Q4.PRO\results\170711M1\170711M1-53.qld

Last Altered: Thursday, July 13, 2017 08:59:58 Pacific Daylight Time

Printed: Thursday, July 13, 2017 09:00:31 Pacific Daylight Time

Method: U:\Q4.PRO\MethDB\PFAS_L14-7-5-17.mdb 10 Jul 2017 08:06:14

Calibration: U:\Q4.PRO\CurveDB\C18_VAL-PFAS_Q4_7-10-17-L14.cdb 11 Jul 2017 08:36:22

Name: 170711M1_53, Date: 11-Jul-2017, Time: 19:51:41, ID: 1700803-04 IRPSite7-GW-FD01-20170628 0.12078, Description: IRPSite7-GW-FD01-20170628

#	Name	Trace	Area	IS Area	Wt./Vol.	RRF	Pred.RT	RT	y Axis Resp.	Conc.	%Rec
1	1 PFBS	299 > 79.7	1.96e2	4.53e3	0.121		2.92	2.87	0.541	2.48	
2	2 PFHxA	313.2 > 268.9	4.36e3	1.31e4	0.121		3.16	3.11	1.67	8.15	
3	3 PFHpA	363 > 318.9	2.16e3	3.03e4	0.121		3.43	3.38	0.891	4.95	
4	4 PFHxS	398.9 > 79.6	1.24e3	3.53e3	0.121		3.55	3.45	4.40	20.2	
5	5 PFOA	413 > 368.7	7.17e3	4.07e4	0.121		3.63	3.57	2.20	15.2	
6	6 PFNA	462.9 > 418.8	6.18e2	3.42e4	0.121		3.82	3.76	0.226	1.02	
7	7 PFOS	499 > 79.9	1.68e3	6.88e3	0.121		3.86	3.80	3.06	22.6	
8	8 PFDA	513 > 468.8		2.66e4	0.121		4.00				
9	9 PFUnA	562.9 > 518.9		1.11e4	0.121		4.16				
10	10 N-MeFOSAA	570.1 > 419		2.59e3	0.121		4.00				
11	11 N-EtFOSAA	584.2 > 419		1.73e3	0.121		4.08				
12	12 PFDoA	612.9 > 318.8		3.31e2	0.121		4.32				
13	13 PFTrDA	662.9 > 618.9		3.31e2	0.121		4.50				
14	14 PFTeDA	712.9 > 668.8		1.29e3	0.121		4.66				
15	15 13C3-PFBA	216.1 > 171.8	2.37e4	2.53e4	0.121	0.918	1.43	1.33	11.7	106	102.1
16	16 13C3-PFPeA	266 > 221.8	3.44e4	2.53e4	0.121	1.784	2.72	2.63	17.0	79.1	76.4
17	17 13C3-PFBS	302 > 98.8	4.53e3	2.53e4	0.121	0.215	2.92	2.87	2.24	86.2	83.2
18	18 13C2-PFHxA	315 > 269.8	1.31e4	4.21e4	0.121	0.304	3.16	3.11	1.55	42.3	102.2
19	19 13C4-PFHpA	367.2 > 321.8	3.03e4	4.21e4	0.121	0.306	3.43	3.37	3.60	97.4	94.1
20	20 18O2-PFHxS	403 > 102.6	3.53e3	7.44e3	0.121	0.437	3.55	3.45	5.94	112	108.6
21	21 13C2-PFOA	414.9 > 369.7	4.07e4	3.51e4	0.121	1.292	3.63	3.57	14.5	92.9	89.7
22	22 13C5-PFNA	468.2 > 422.9	3.42e4	3.39e4	0.121	0.980	3.82	3.75	12.6	106	102.8
23	23 13C8-PFOS	507 > 79.9	6.88e3	6.79e3	0.121	1.098	3.86	3.80	12.7	95.5	92.2
24	24 13C2-PFDA	515.1 > 469.9	2.66e4	2.81e4	0.121	0.928	4.00	3.92	11.9	106	102.2
25	25 13C2-PFUnA	565 > 519.8	1.11e4	1.31e4	0.121	1.083	4.16	4.08	10.6	81.1	78.3
26	26 d3-N-MeFOSAA	573.3 > 419	2.59e3	1.31e4	0.121	0.224	4.00	3.94	2.46	90.9	87.8
27	27 d5-N-EtFOSAA	589.3 > 419	1.73e3	1.31e4	0.121	0.230	4.08	4.01	1.65	59.3	57.3
28	28 13C2-PFDoA	615 > 569.7	3.31e2	1.31e4	0.121	0.130	4.32	4.23	0.315	20.1	19.4
29	29 13C2-PFTeDA	714.8 > 669.6	1.29e3	1.31e4	0.121	1.018	4.66	4.57	1.22	9.96	9.6
30	30 13C4-PFBA	217 > 171.8	2.53e4	2.53e4	0.121	1.000	1.43	1.33	12.5	103	100.0
31	31 13C5-PFHxA	318 > 272.9	4.21e4	4.21e4	0.121	1.000	3.18	3.11	5.00	41.4	100.0
32	32 13C3-PFHxS	401.9 > 79.9	7.44e3	7.44e3	0.121	1.000	3.55	3.45	12.5	103	100.0

Dataset: U:\Q4.PRO\results\170711M1\170711M1-53.qld

Last Altered: Thursday, July 13, 2017 08:59:58 Pacific Daylight Time

Printed: Thursday, July 13, 2017 09:00:31 Pacific Daylight Time

Name: 170711M1_53, Date: 11-Jul-2017, Time: 19:51:41, ID: 1700803-04 IRPSite7-GW-FD01-20170628 0.12078, Description: IRPSite7-GW-FD01-20170628

#	Name	Trace	Area	IS Area	Wt./Vol.	RRF	Pred.RT	RT	y Axis Resp.	Conc.	%Rec
33	33 13C8-PFOA	421.3 > 376	3.51e4	3.51e4	0.121	1.000	3.63	3.57	12.5	103	100.0
34	34 13C9-PFNA	472.2 > 426.9	3.39e4	3.39e4	0.121	1.000	3.82	3.75	12.5	103	100.0
35	35 13C4-PFOS	503 > 79.9	6.79e3	6.79e3	0.121	1.000	3.86	3.80	12.5	103	100.0
36	36 13C6-PFDA	519.1 > 473.7	2.81e4	2.81e4	0.121	1.000	4.00	3.91	12.5	103	100.0
37	37 13C7-PFUnA	570.1 > 524.8	1.31e4	1.31e4	0.121	1.000	4.16	4.08	12.5	103	100.0
38	38 Total PFBS	299 > 79.7	1.96e2	4.53e3	0.121		2.92		0.541	2.48	
39	39 Total PFHxS	398.9 > 79.6	1.24e3	3.53e3	0.121		3.55		4.40	20.2	
40	40 Total PFOA	413 > 368.7	7.56e3	4.07e4	0.121		3.63		2.32	15.2	
41	41 Total PFOS	499 > 79.9	1.68e3	6.88e3	0.121		3.86		3.06	22.6	
42	42 Total N-Me-FOSAA	570.1 > 419	0.00e0	2.59e3	0.121		4.20		0.000		
43	43 Total N-EtFOSAA	584.2 > 419	0.00e0	1.73e3	0.121		4.30		0.000		

Dataset: U:\Q4.PRO\results\170711M1\170711M1-53.qld

Last Altered: Thursday, July 13, 2017 08:59:58 Pacific Daylight Time

Printed: Thursday, July 13, 2017 09:00:31 Pacific Daylight Time

Method: U:\Q4.PRO\MethDB\PFAS_L14-7-5-17.mdb 10 Jul 2017 08:06:14

Calibration: U:\Q4.PRO\CurveDB\C18_VAL-PFAS_Q4_7-10-17-L14.cdb 11 Jul 2017 08:36:22

Name: 170711M1_53, Date: 11-Jul-2017, Time: 19:51:41, ID: 1700803-04 IRPSite7-GW-FD01-20170628 0.12078, Description: IRPSite7-GW-FD01-20170628

Total PFBS

#	Name	Trace	RT	Area	IS Area	Response	Primary Flags	Conc.
1	1 PFBS	299 > 79.7	2.87	195.995	4527.210	0.541	MM	2.5

Total PFHxS

#	Name	Trace	RT	Area	IS Area	Response	Primary Flags	Conc.
1	4 PFHxS	398.9 > 79.6	3.45	1242.316	3531.970	4.397	MM	20.2

Total PFOA

#	Name	Trace	RT	Area	IS Area	Response	Primary Flags	Conc.
1	5 PFOA	413 > 368.7	3.57	7174.512	40679.680	2.205	MM	15.2
2	40 Total PFOA	413 > 368.7	3.54	382.610	40679.680	0.118	MM	0.0

Total PFOS

#	Name	Trace	RT	Area	IS Area	Response	Primary Flags	Conc.
1	7 PFOS	499 > 79.9	3.80	1682.811	6877.318	3.059	MM	22.6

Total N-Me-FOSAA

#	Name	Trace	RT	Area	IS Area	Response	Primary Flags	Conc.
1	10 N-MeFOSAA	570.1 > 419			2587.154		MM-	

Total N-EtFOSAA

#	Name	Trace	RT	Area	IS Area	Response	Primary Flags	Conc.
1	11 N-EtFOSAA	584.2 > 419			1729.547		MM-I	

Dataset: U:\Q4.PRO\results\170711M1\170711M1-53.qld

Last Altered: Thursday, July 13, 2017 08:59:58 Pacific Daylight Time

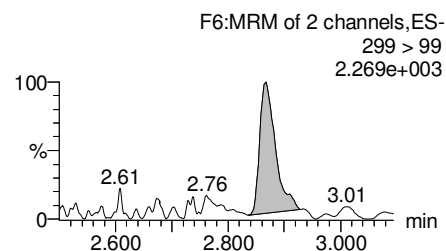
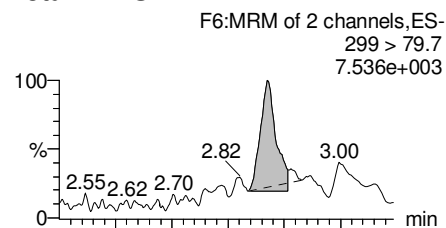
Printed: Thursday, July 13, 2017 09:00:31 Pacific Daylight Time

Method: U:\Q4.PRO\MethDB\PFAS_L14-7-5-17.mdb 10 Jul 2017 08:06:14

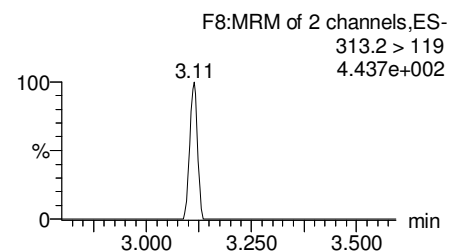
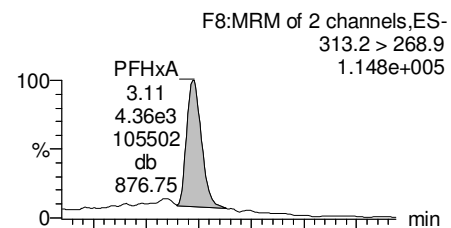
Calibration: U:\Q4.PRO\CurveDB\C18_VAL-PFAS_Q4_7-10-17-L14.cdb 11 Jul 2017 08:36:22

Name: 170711M1_53, Date: 11-Jul-2017, Time: 19:51:41, ID: 1700803-04 IRPSite7-GW-FD01-20170628 0.12078, Description: IRPSite7-GW-FD01-20170628

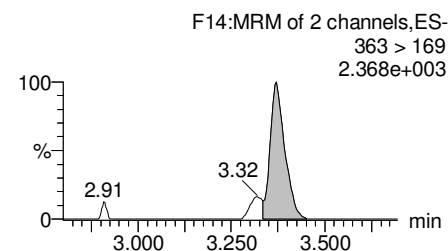
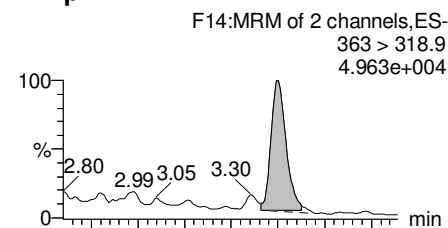
Total PFBS



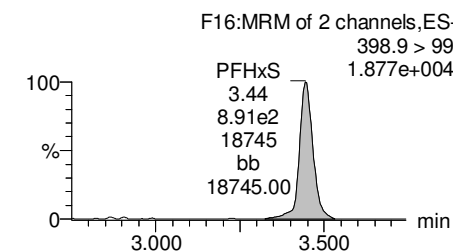
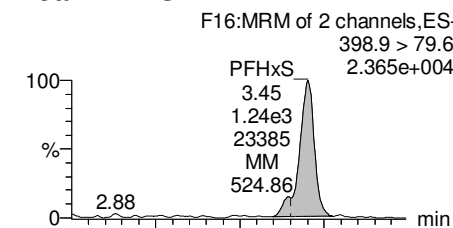
PFHxA



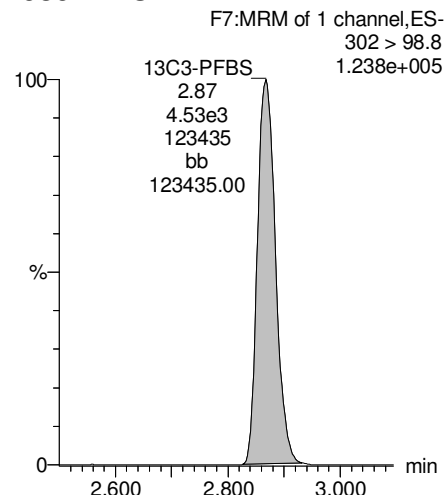
PFHpA



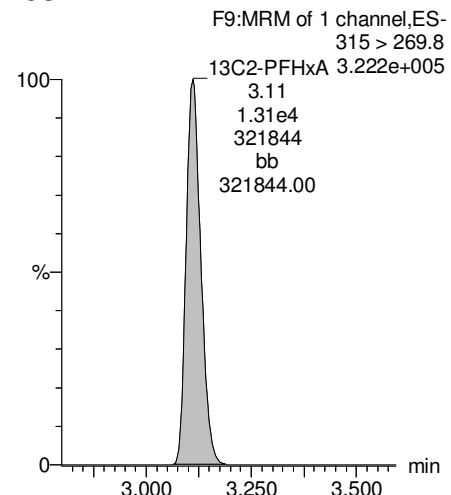
Total PFHxS



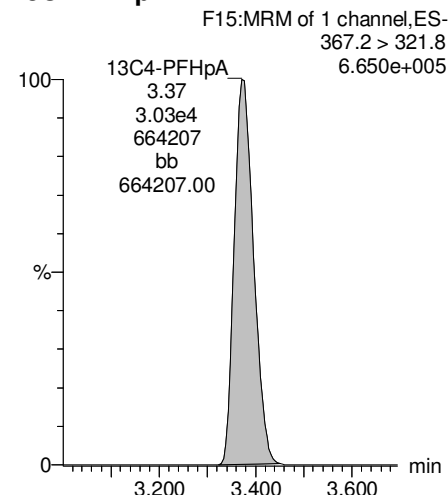
13C3-PFBS



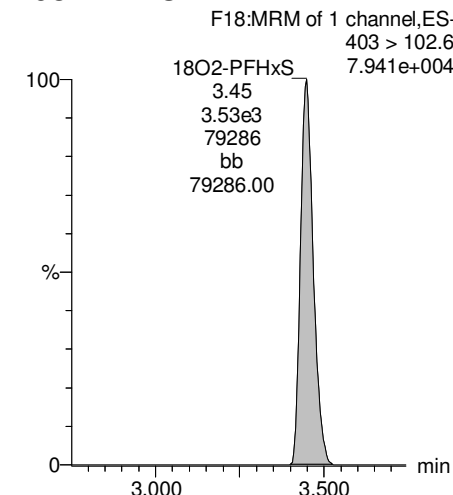
13C2-PFHxA



13C4-PFHpA



18O2-PFHxS



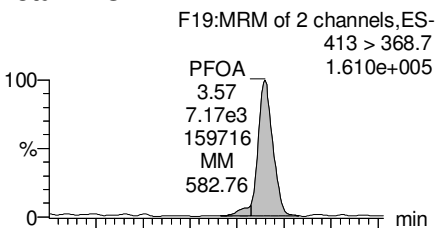
Dataset: U:\Q4.PRO\results\170711M1\170711M1-53.qld

Last Altered: Thursday, July 13, 2017 08:59:58 Pacific Daylight Time

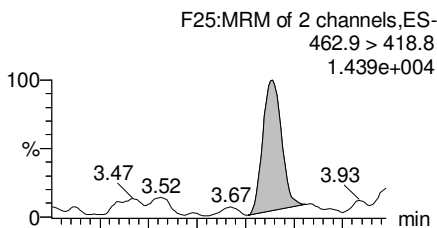
Printed: Thursday, July 13, 2017 09:00:31 Pacific Daylight Time

Name: 170711M1_53, Date: 11-Jul-2017, Time: 19:51:41, ID: 1700803-04 IRPSite7-GW-FD01-20170628 0.12078, Description: IRPSite7-GW-FD01-20170628

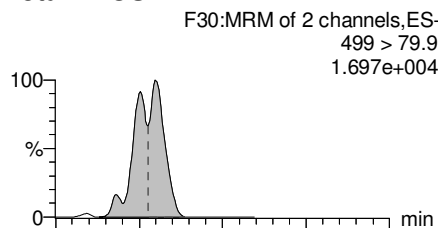
Total PFOA



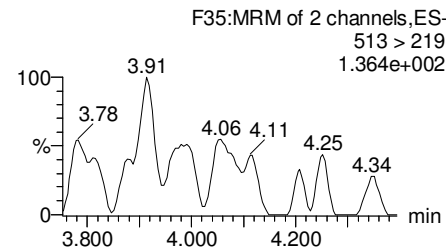
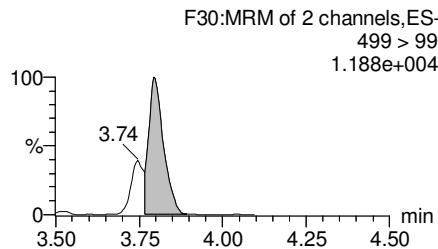
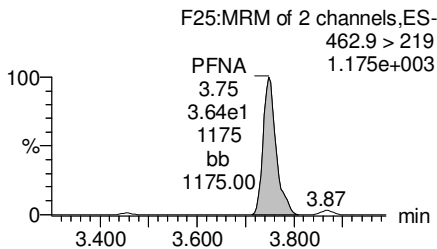
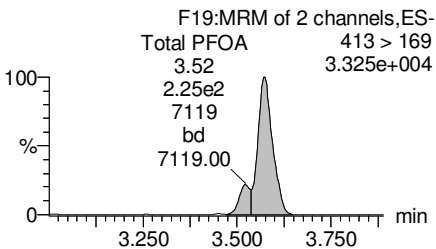
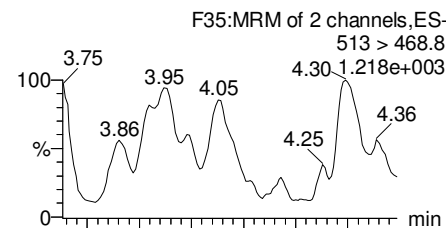
PFNA



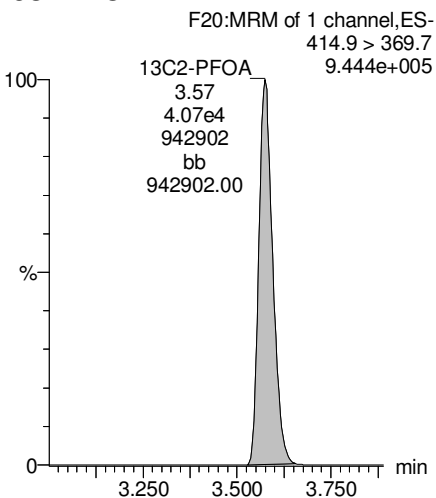
Total PFOS



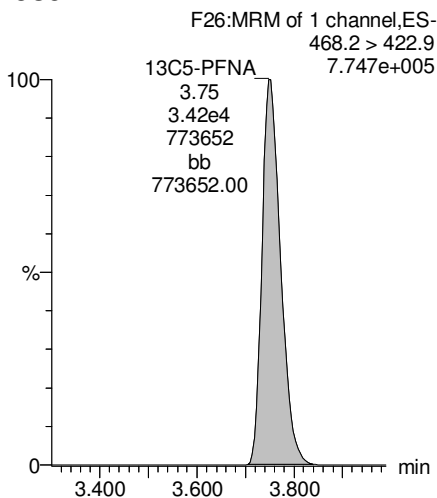
PFDA



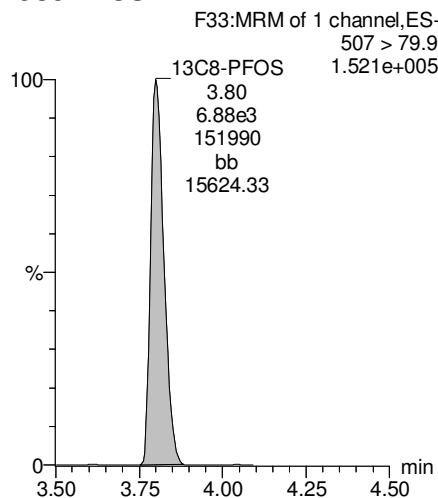
13C2-PFOA



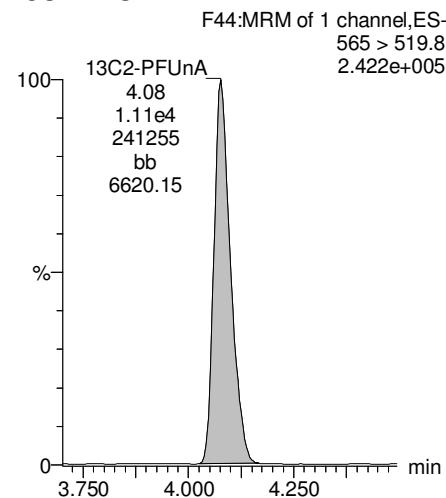
13C5-PFNA



13C8-PFOS



13C2-PFUnA

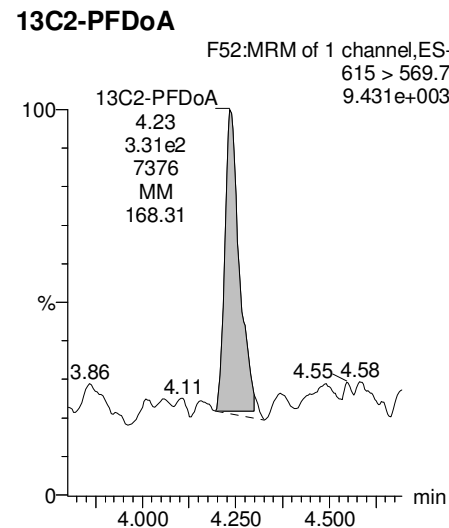
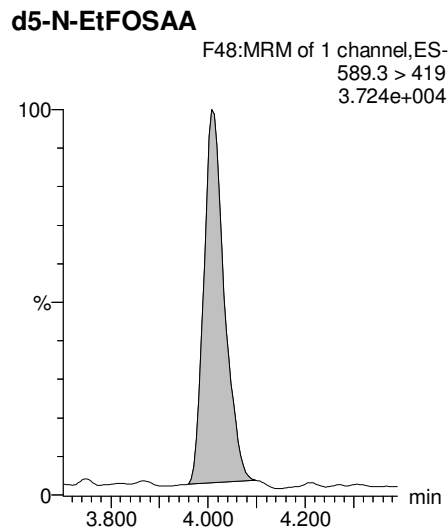
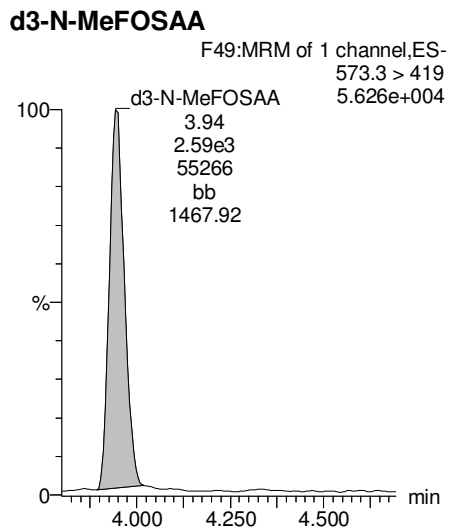
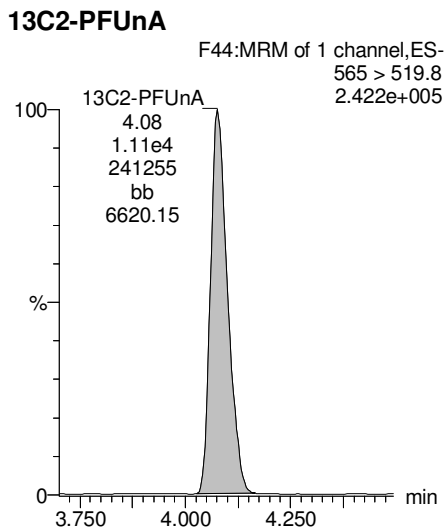
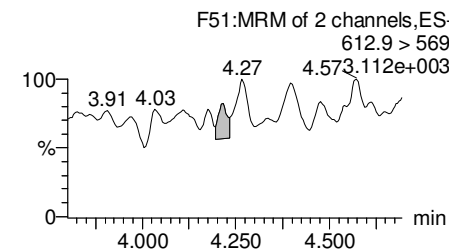
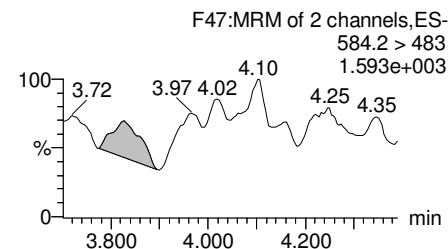
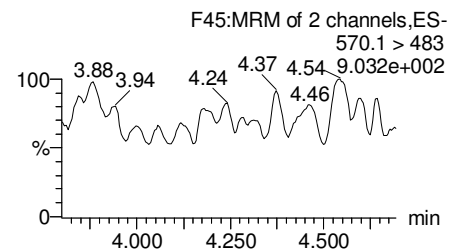
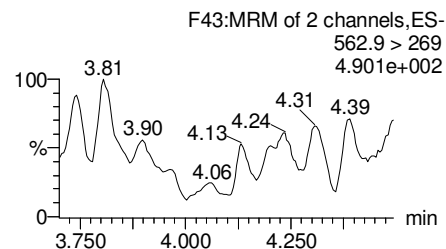
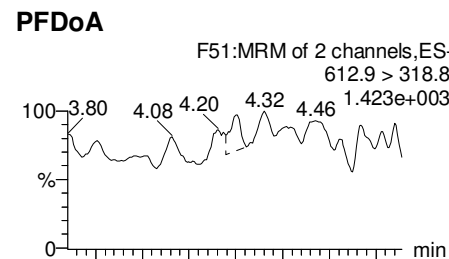
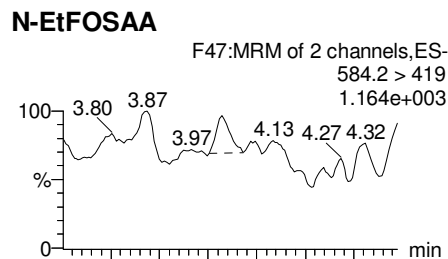
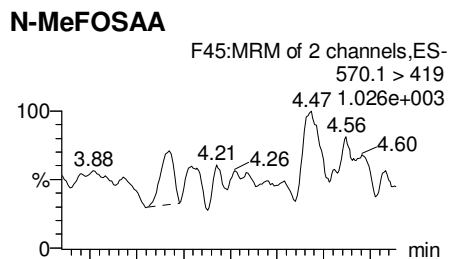
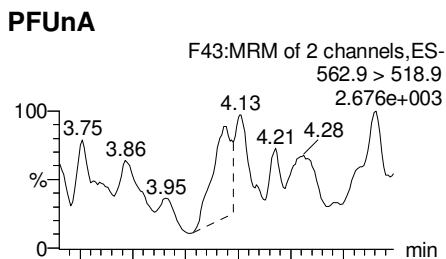


Dataset: U:\Q4.PRO\results\170711M1\170711M1-53.qld

Last Altered: Thursday, July 13, 2017 08:59:58 Pacific Daylight Time

Printed: Thursday, July 13, 2017 09:00:31 Pacific Daylight Time

Name: 170711M1_53, Date: 11-Jul-2017, Time: 19:51:41, ID: 1700803-04 IRPSite7-GW-FD01-20170628 0.12078, Description: IRPSite7-GW-FD01-20170628



Dataset: U:\Q4.PRO\results\170711M1\170711M1-53.qld

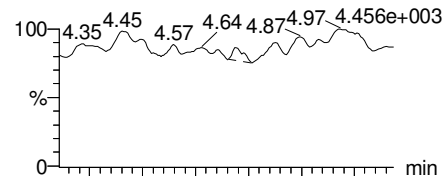
Last Altered: Thursday, July 13, 2017 08:59:58 Pacific Daylight Time

Printed: Thursday, July 13, 2017 09:00:31 Pacific Daylight Time

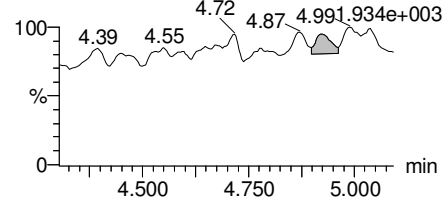
Name: 170711M1_53, Date: 11-Jul-2017, Time: 19:51:41, ID: 1700803-04 IRPSite7-GW-FD01-20170628 0.12078, Description: IRPSite7-GW-FD01-20170628

PFTeDA

F58:MRM of 4 channels,ES-
712.9 > 668.8

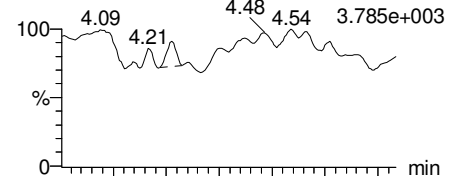


F58:MRM of 4 channels,ES-
712.9 > 369

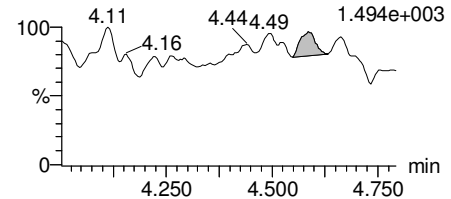


PFTrDA

F57:MRM of 2 channels,ES-
662.9 > 618.9

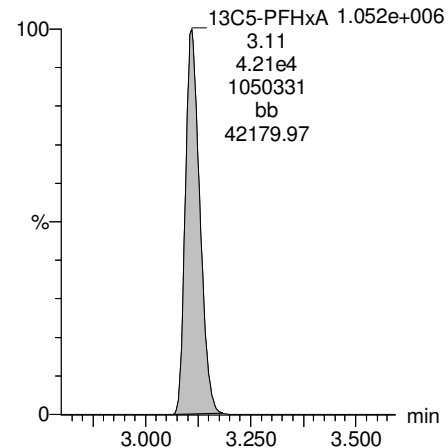


F57:MRM of 2 channels,ES-
662.9 > 319



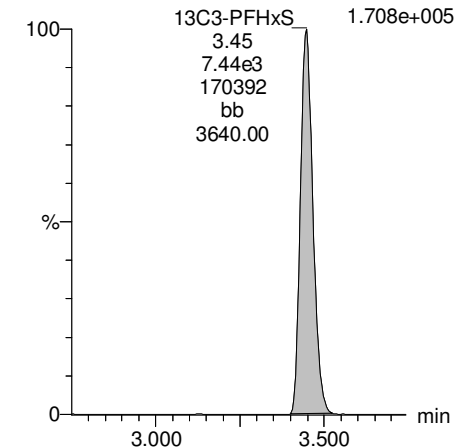
13C5-PFHxA

F10:MRM of 1 channel,ES-
318 > 272.9



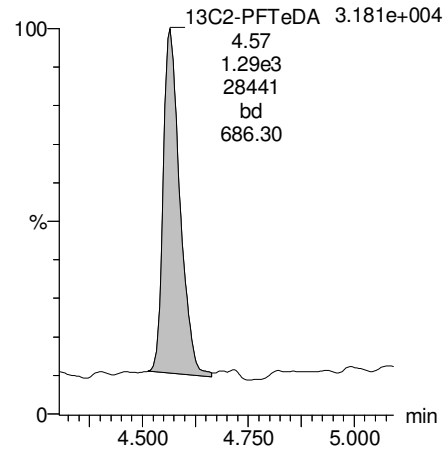
13C3-PFHxS

F17:MRM of 1 channel,ES-
401.9 > 79.9



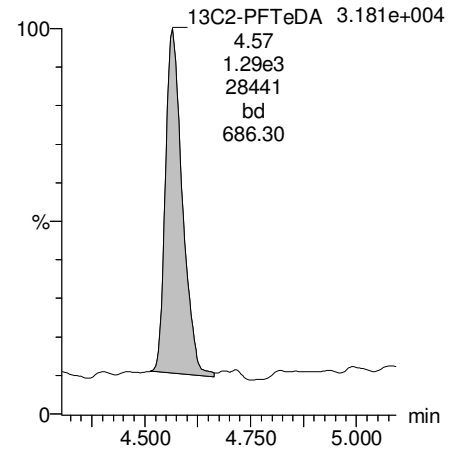
13C2-PFTeDA

F59:MRM of 2 channels,ES-
714.8 > 669.6



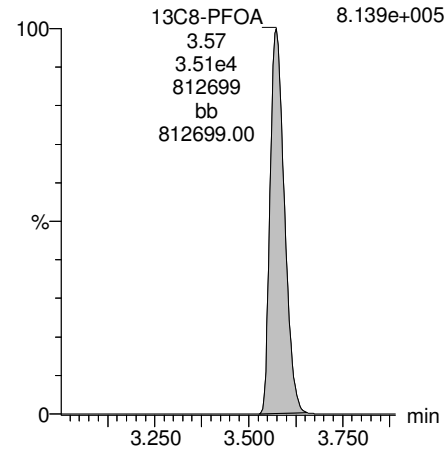
13C2-PFTeDA

F59:MRM of 2 channels,ES-
714.8 > 669.6



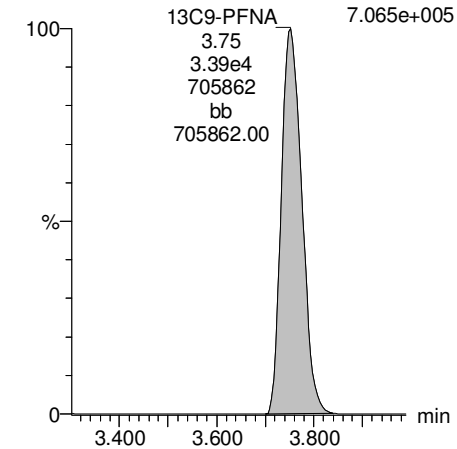
13C8-PFOA

F21:MRM of 1 channel,ES-
421.3 > 376



13C9-PFNA

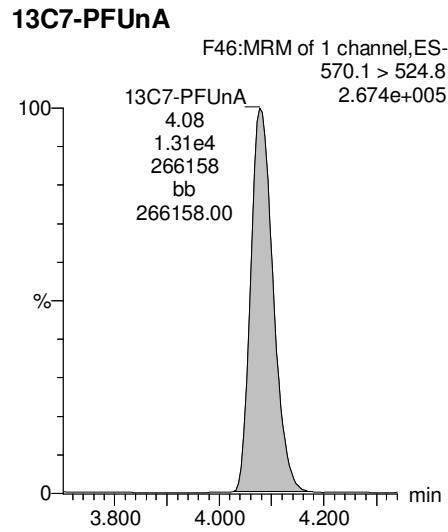
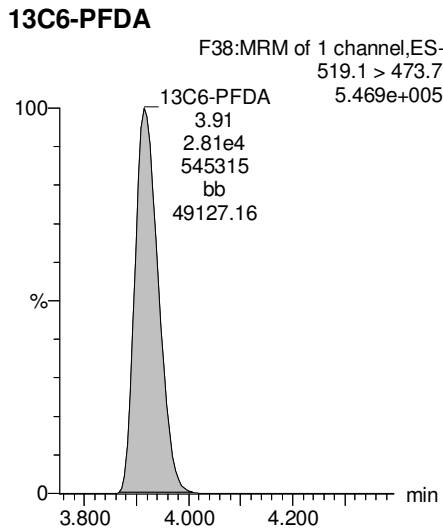
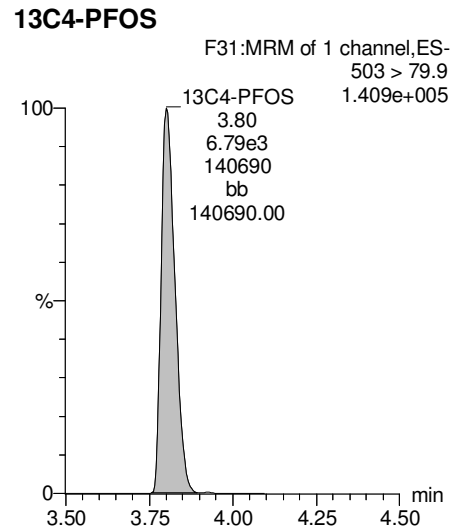
F27:MRM of 1 channel,ES-
472.2 > 426.9



Dataset: U:\Q4.PRO\results\170711M1\170711M1-53.qld

Last Altered: Thursday, July 13, 2017 08:59:58 Pacific Daylight Time
Printed: Thursday, July 13, 2017 09:00:31 Pacific Daylight Time

Name: 170711M1_53, Date: 11-Jul-2017, Time: 19:51:41, ID: 1700803-04 IRPSite7-GW-FD01-20170628 0.12078, Description: IRPSite7-GW-FD01-20170628



Dataset: U:\Q4.PRO\results\170711M1\170711M1-54.qld

Last Altered: Thursday, July 13, 2017 09:04:50 Pacific Daylight Time

Printed: Thursday, July 13, 2017 09:05:07 Pacific Daylight Time

Method: U:\Q4.PRO\MethDB\PFAS_L14-7-5-17.mdb 10 Jul 2017 08:06:14

Calibration: U:\Q4.PRO\CurveDB\C18_VAL-PFAS_Q4_7-10-17-L14.cdb 11 Jul 2017 08:36:22

Name: 170711M1_54, Date: 11-Jul-2017, Time: 20:02:19, ID: 1700803-05 IRPSite7-GW-07GW202-20170628 0.12196, Description: IRPSite7-GW-07GW202-20170628

#	Name	Trace	Area	IS Area	Wt./Vol.	RRF	Pred.RT	RT	y Axis Resp.	Conc.	%Rec
1	1 PFBS	299 > 79.7	2.22e2	1.96e3	0.122		2.92	2.87	1.42	5.60	
2	2 PFHxA	313.2 > 268.9		5.75e3	0.122		3.16				
3	3 PFHpA	363 > 318.9	6.58e2	1.32e4	0.122		3.43	3.38	0.623	3.37	
4	4 PFHxS	398.9 > 79.6	1.15e2	1.38e3	0.122		3.55	3.44	1.04	5.05	
5	5 PFOA	413 > 368.7	1.64e3	1.83e4	0.122		3.63	3.57	1.12	7.22	
6	6 PFNA	462.9 > 418.8		1.37e4	0.122		3.82				
7	7 PFOS	499 > 79.9	2.48e2	2.91e3	0.122		3.86	3.79	1.07	7.68	
8	8 PFDA	513 > 468.8		1.05e4	0.122		4.00				
9	9 PFUnA	562.9 > 518.9		3.97e3	0.122		4.16				
10	10 N-MeFOSAA	570.1 > 419		1.15e3	0.122		4.00				
11	11 N-EtFOSAA	584.2 > 419		8.73e2	0.122		4.08				
12	12 PFDoA	612.9 > 318.8		2.13e2	0.122		4.32				
13	13 PFTrDA	662.9 > 618.9		2.13e2	0.122		4.50				
14	14 PFTeDA	712.9 > 668.8		1.07e3	0.122		4.66				
15	15 13C3-PFBA	216.1 > 171.8	9.18e3	1.03e4	0.122	0.918	1.43	1.33	11.1	99.6	97.2
16	16 13C3-PFPeA	266 > 221.8	1.46e4	1.03e4	0.122	1.784	2.72	2.63	17.8	81.7	79.7
17	17 13C3-PFBS	302 > 98.8	1.96e3	1.03e4	0.122	0.215	2.92	2.86	2.38	90.8	88.6
18	18 13C2-PFHxA	315 > 269.8	5.75e3	1.78e4	0.122	0.304	3.16	3.11	1.62	43.8	106.7
19	19 13C4-PFHpA	367.2 > 321.8	1.32e4	1.78e4	0.122	0.306	3.43	3.37	3.72	99.6	97.2
20	20 18O2-PFHxS	403 > 102.6	1.38e3	3.41e3	0.122	0.437	3.55	3.44	5.06	94.9	92.6
21	21 13C2-PFOA	414.9 > 369.7	1.83e4	1.49e4	0.122	1.292	3.63	3.57	15.3	97.0	94.7
22	22 13C5-PFNA	468.2 > 422.9	1.37e4	1.65e4	0.122	0.980	3.82	3.75	10.4	87.3	85.1
23	23 13C8-PFOS	507 > 79.9	2.91e3	3.00e3	0.122	1.098	3.86	3.80	12.1	90.6	88.4
24	24 13C2-PFDA	515.1 > 469.9	1.05e4	1.23e4	0.122	0.928	4.00	3.92	10.7	94.8	92.4
25	25 13C2-PFUnA	565 > 519.8	3.97e3	5.26e3	0.122	1.083	4.16	4.09	9.44	71.5	69.8
26	26 d3-N-MeFOSAA	573.3 > 419	1.15e3	5.26e3	0.122	0.224	4.00	3.94	2.73	99.9	97.5
27	27 d5-N-EtFOSAA	589.3 > 419	8.73e2	5.26e3	0.122	0.230	4.08	4.01	2.08	74.1	72.3
28	28 13C2-PFDoA	615 > 569.7	2.13e2	5.26e3	0.122	0.130	4.32	4.23	0.506	32.0	31.2
29	29 13C2-PFTeDA	714.8 > 669.6	1.07e3	5.26e3	0.122	1.018	4.66	4.57	2.56	20.6	20.1
30	30 13C4-PFBA	217 > 171.8	1.03e4	1.03e4	0.122	1.000	1.43	1.33	12.5	102	100.0
31	31 13C5-PFHxA	318 > 272.9	1.78e4	1.78e4	0.122	1.000	3.18	3.11	5.00	41.0	100.0
32	32 13C3-PFHxS	401.9 > 79.9	3.41e3	3.41e3	0.122	1.000	3.55	3.44	12.5	102	100.0

Dataset: U:\Q4.PRO\results\170711M1\170711M1-54.qld

Last Altered: Thursday, July 13, 2017 09:04:50 Pacific Daylight Time

Printed: Thursday, July 13, 2017 09:05:07 Pacific Daylight Time

Name: 170711M1_54, Date: 11-Jul-2017, Time: 20:02:19, ID: 1700803-05 IRPSite7-GW-07GW202-20170628 0.12196, Description: IRPSite7-GW-07GW202-20170628

#	Name	Trace	Area	IS Area	Wt./Vol.	RRF	Pred.RT	RT	y Axis Resp.	Conc.	%Rec
33	33 13C8-PFOA	421.3 > 376	1.49e4	1.49e4	0.122	1.000	3.63	3.57	12.5	102	100.0
34	34 13C9-PFNA	472.2 > 426.9	1.65e4	1.65e4	0.122	1.000	3.82	3.75	12.5	102	100.0
35	35 13C4-PFOS	503 > 79.9	3.00e3	3.00e3	0.122	1.000	3.86	3.80	12.5	102	100.0
36	36 13C6-PFDA	519.1 > 473.7	1.23e4	1.23e4	0.122	1.000	4.00	3.92	12.5	102	100.0
37	37 13C7-PFUnA	570.1 > 524.8	5.26e3	5.26e3	0.122	1.000	4.16	4.08	12.5	102	100.0
38	38 Total PFBS	299 > 79.7	2.22e2	1.96e3	0.122		2.92		1.42	5.60	
39	39 Total PFHxS	398.9 > 79.6	1.15e2	1.38e3	0.122		3.55		1.04	5.05	
40	40 Total PFOA	413 > 368.7	1.64e3	1.83e4	0.122		3.63		1.12	7.22	
41	41 Total PFOS	499 > 79.9	2.48e2	2.91e3	0.122		3.86		1.07	7.68	
42	42 Total N-Me-FOSAA	570.1 > 419	0.00e0	1.15e3	0.122		4.20		0.000		
43	43 Total N-EtFOSAA	584.2 > 419	0.00e0	8.73e2	0.122		4.30		0.000		

Quantify Totals Report MassLynx MassLynx V4.1 SCN945 SCN960

Vista Analytical Laboratory

Reviewed: WJL 7/19/2017

Dataset: U:\Q4.PRO\results\170711M1\170711M1-54.qld

Last Altered: Thursday, July 13, 2017 09:04:50 Pacific Daylight Time

Printed: Thursday, July 13, 2017 09:05:07 Pacific Daylight Time

Method: U:\Q4.PRO\MethDB\PFAS_L14-7-5-17.mdb 10 Jul 2017 08:06:14**Calibration: U:\Q4.PRO\CurveDB\C18_VAL-PFAS_Q4_7-10-17-L14.cdb 11 Jul 2017 08:36:22****Name: 170711M1_54, Date: 11-Jul-2017, Time: 20:02:19, ID: 1700803-05 IRPSite7-GW-07GW202-20170628 0.12196, Description: IRPSite7-GW-07GW202-20170628****Total PFBS**

	# Name	Trace	RT	Area	IS Area	Response	Primary Flags	Conc.
1	1 PFBS	299 > 79.7	2.87	222.291	1963.417	1.415	bb	5.6

Total PFHxS

	# Name	Trace	RT	Area	IS Area	Response	Primary Flags	Conc.
1	4 PFHxS	398.9 > 79.6	3.44	114.625	1380.719	1.038	MM	5.1

Total PFOA

	# Name	Trace	RT	Area	IS Area	Response	Primary Flags	Conc.
1	5 PFOA	413 > 368.7	3.57	1637.018	18285.441	1.119	bb	7.2

Total PFOS

	# Name	Trace	RT	Area	IS Area	Response	Primary Flags	Conc.
1	7 PFOS	499 > 79.9	3.79	247.968	2908.674	1.066	MM	7.7

Total N-Me-FOSAA

	# Name	Trace	RT	Area	IS Area	Response	Primary Flags	Conc.
1								

Total N-EtFOSAA

	# Name	Trace	RT	Area	IS Area	Response	Primary Flags	Conc.
1	11 N-EtFOSAA	584.2 > 419			873.336		MM-I	

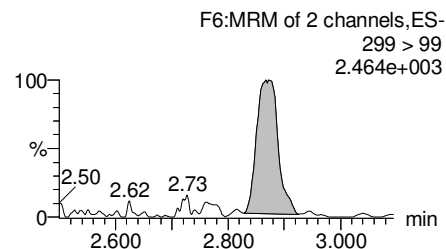
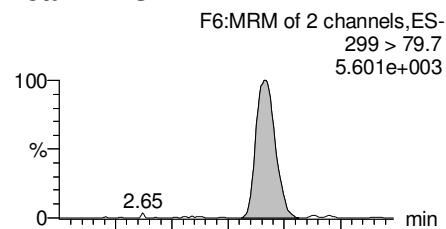
Dataset: U:\Q4.PRO\results\170711M1\170711M1-54.qld

Last Altered: Thursday, July 13, 2017 09:04:50 Pacific Daylight Time
Printed: Thursday, July 13, 2017 09:05:07 Pacific Daylight Time

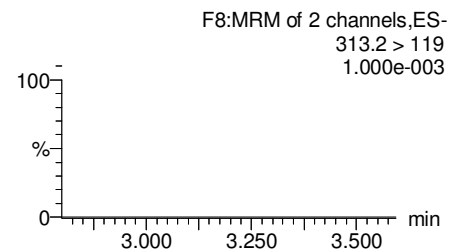
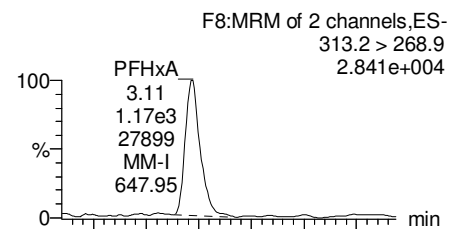
Method: U:\Q4.PRO\MethDB\PFAS_L14-7-5-17.mdb 10 Jul 2017 08:06:14
Calibration: U:\Q4.PRO\CurveDB\C18_VAL-PFAS_Q4_7-10-17-L14.cdb 11 Jul 2017 08:36:22

Name: 170711M1_54, Date: 11-Jul-2017, Time: 20:02:19, ID: 1700803-05 IRPSite7-GW-07GW202-20170628 0.12196, Description: IRPSite7-GW-07GW202-20170628

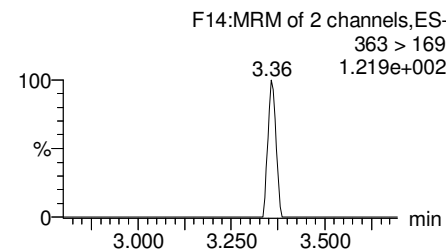
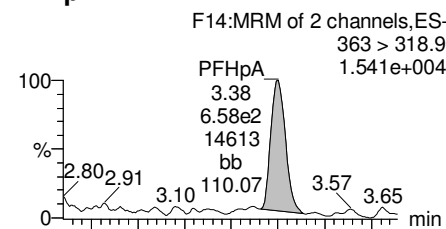
Total PFBS



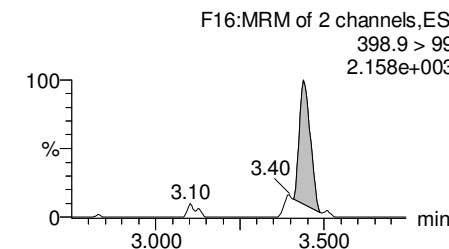
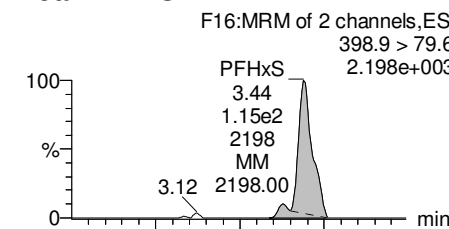
PFHxA



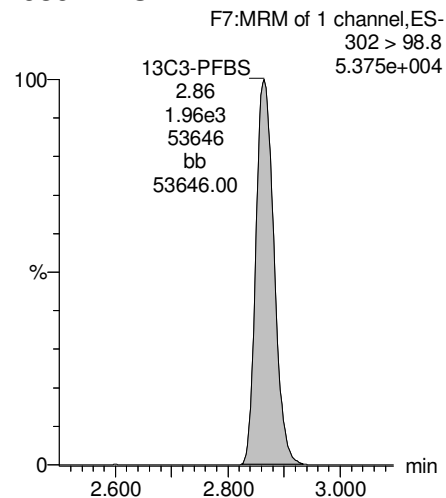
PFHpA



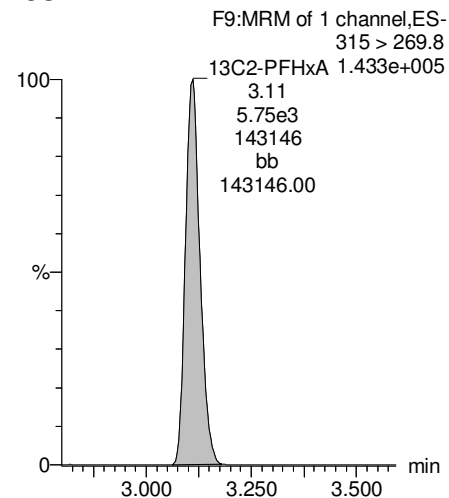
Total PFHxS



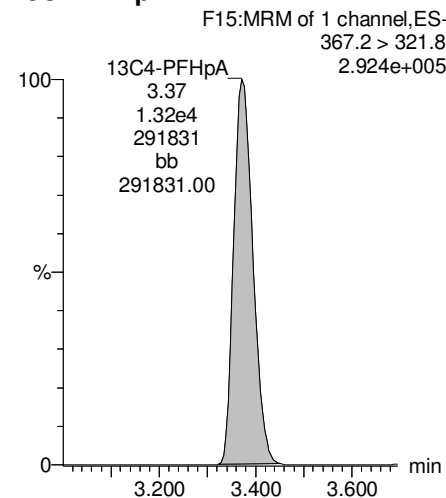
13C3-PFBS



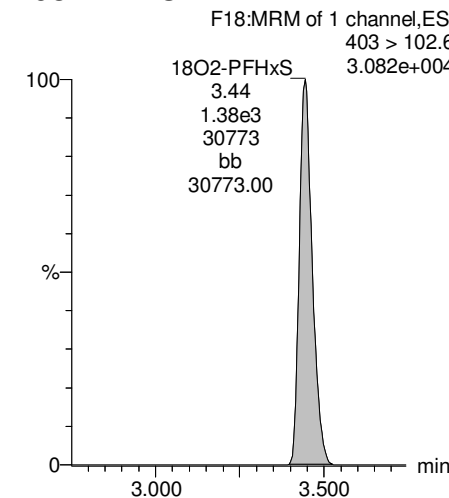
13C2-PFHxA



13C4-PFHpA



18O2-PFHxS



Dataset: U:\Q4.PRO\results\170711M1\170711M1-54.qld

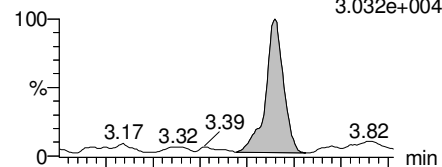
Last Altered: Thursday, July 13, 2017 09:04:50 Pacific Daylight Time

Printed: Thursday, July 13, 2017 09:05:07 Pacific Daylight Time

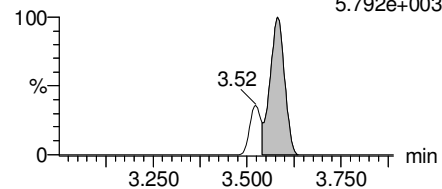
Name: 170711M1_54, Date: 11-Jul-2017, Time: 20:02:19, ID: 1700803-05 IRPSite7-GW-07GW202-20170628 0.12196, Description: IRPSite7-GW-07GW202-20170628

Total PFOA

F19:MRM of 2 channels,ES-
413 > 368.7
3.032e+004

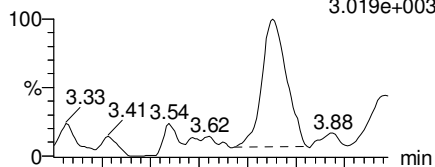


F19:MRM of 2 channels,ES-
413 > 169
5.792e+003

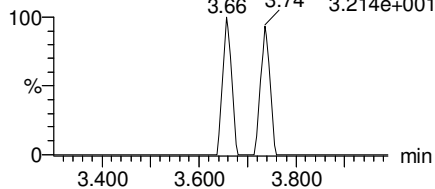


PFNA

F25:MRM of 2 channels,ES-
462.9 > 418.8
3.019e+003

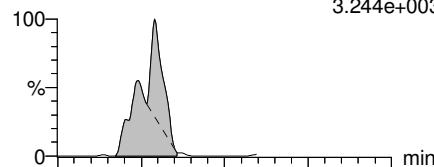


F25:MRM of 2 channels,ES-
462.9 > 219
3.214e+001

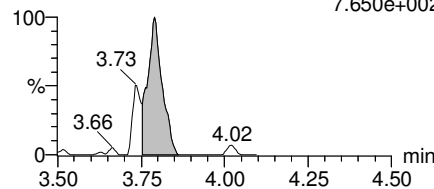


Total PFOS

F30:MRM of 2 channels,ES-
499 > 79.9
3.244e+003

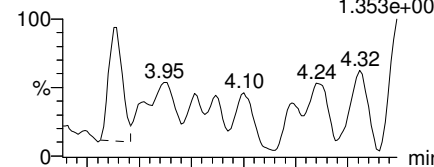


F30:MRM of 2 channels,ES-
499 > 99
7.650e+002

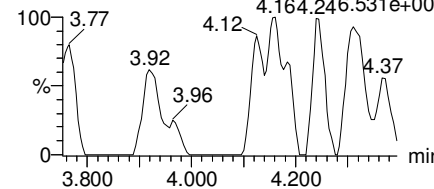


PFDA

F35:MRM of 2 channels,ES-
513 > 468.8
1.353e+003

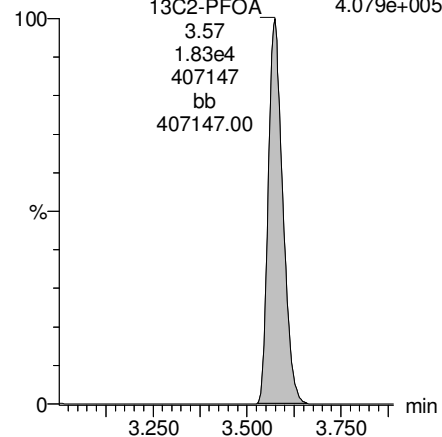


F35:MRM of 2 channels,ES-
513 > 219
1.531e+001



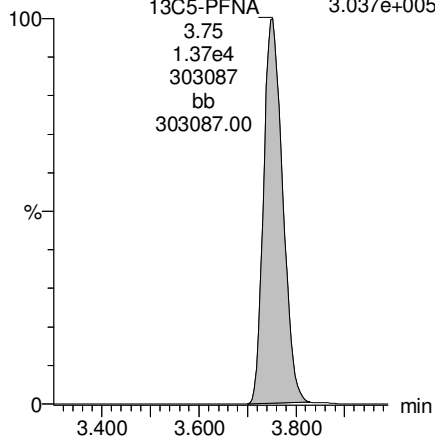
13C2-PFOA

F20:MRM of 1 channel,ES-
414.9 > 369.7
4.079e+005



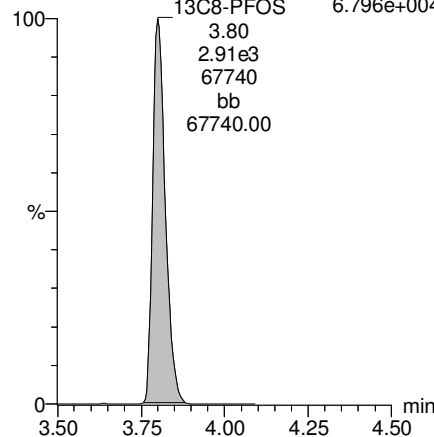
13C5-PFNA

F26:MRM of 1 channel,ES-
468.2 > 422.9
3.037e+005



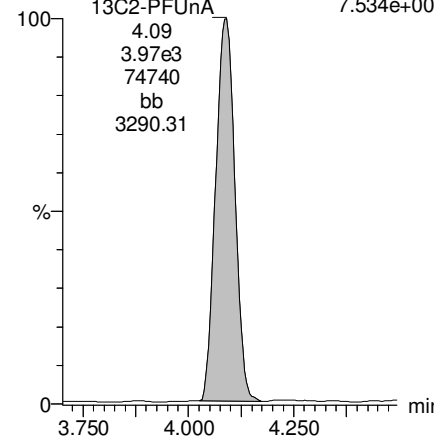
13C8-PFOS

F33:MRM of 1 channel,ES-
507 > 79.9
6.796e+004



13C2-PFUnA

F44:MRM of 1 channel,ES-
565 > 519.8
7.534e+004

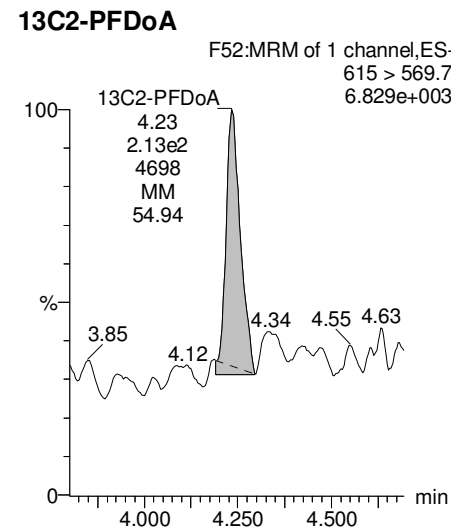
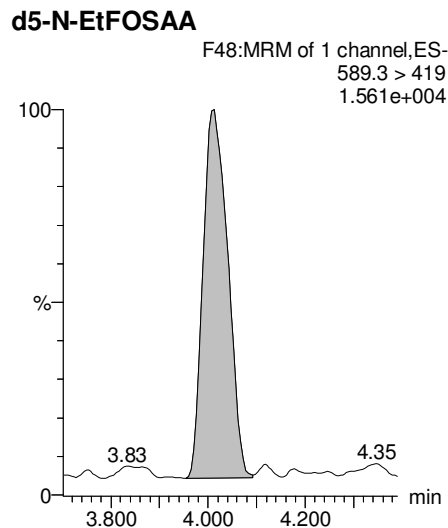
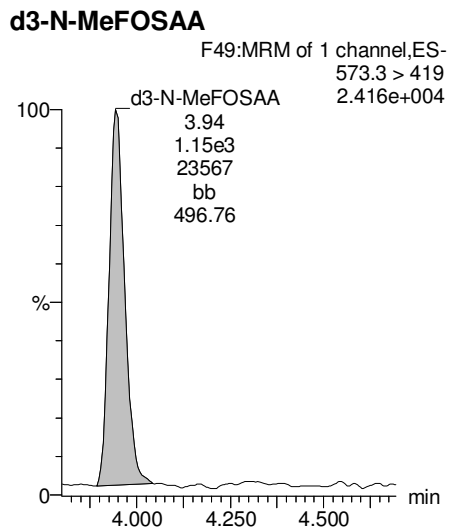
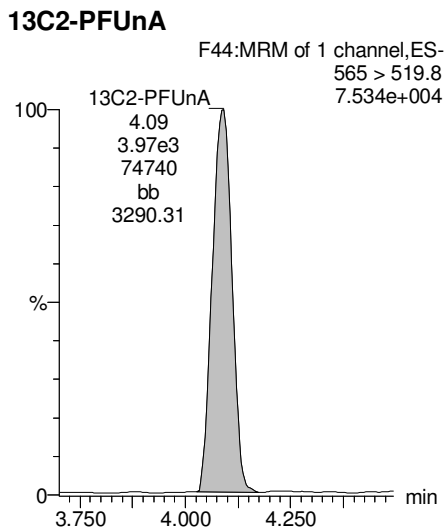
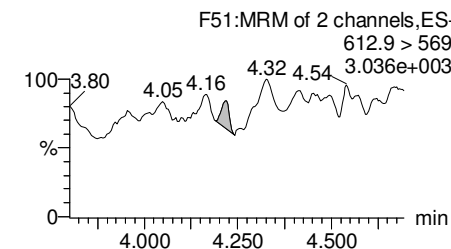
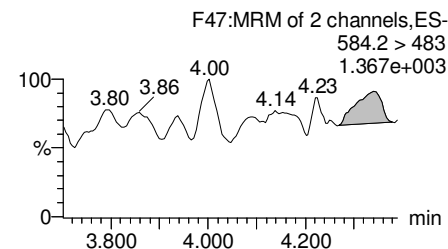
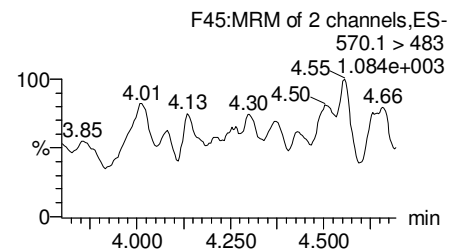
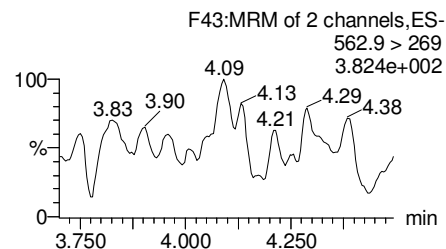
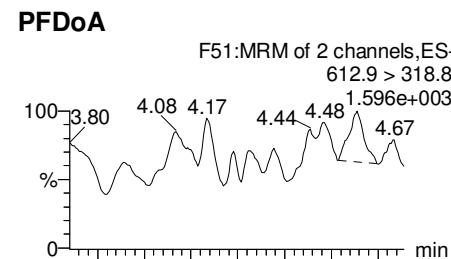
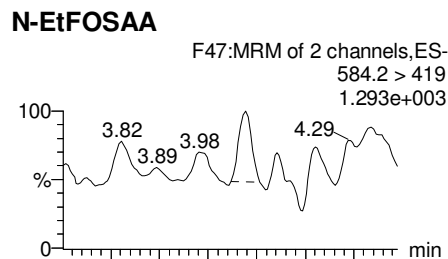
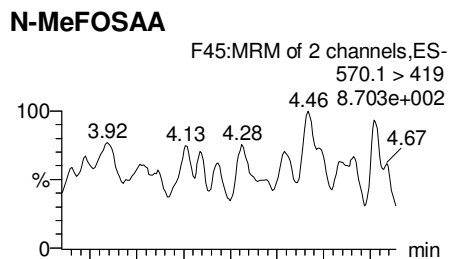
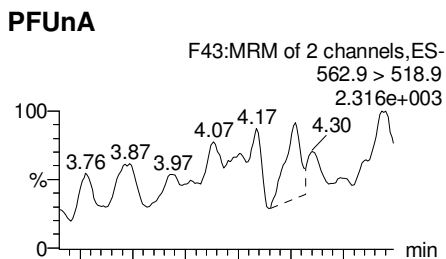


Dataset: U:\Q4.PRO\results\170711M1\170711M1-54.qld

Last Altered: Thursday, July 13, 2017 09:04:50 Pacific Daylight Time

Printed: Thursday, July 13, 2017 09:05:07 Pacific Daylight Time

Name: 170711M1_54, Date: 11-Jul-2017, Time: 20:02:19, ID: 1700803-05 IRPSite7-GW-07GW202-20170628 0.12196, Description: IRPSite7-GW-07GW202-20170628



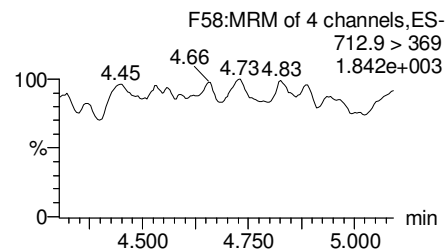
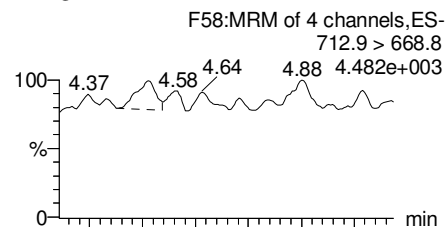
Dataset: U:\Q4.PRO\results\170711M1\170711M1-54.qld

Last Altered: Thursday, July 13, 2017 09:04:50 Pacific Daylight Time

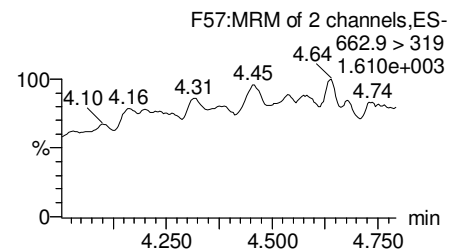
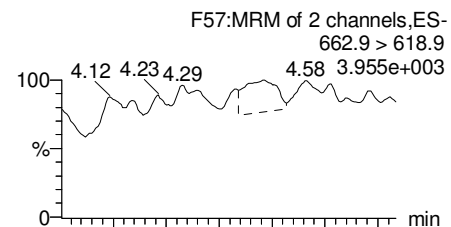
Printed: Thursday, July 13, 2017 09:05:07 Pacific Daylight Time

Name: 170711M1_54, Date: 11-Jul-2017, Time: 20:02:19, ID: 1700803-05 IRPSite7-GW-07GW202-20170628 0.12196, Description: IRPSite7-GW-07GW202-20170628

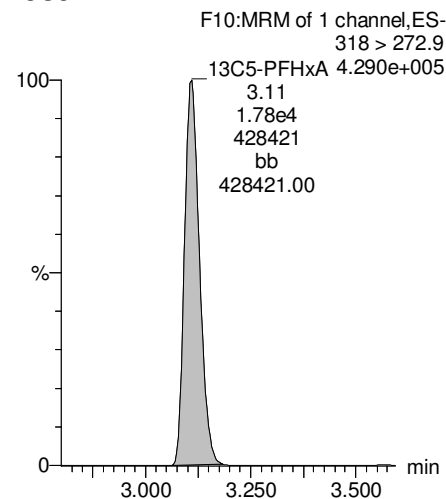
PFTeDA



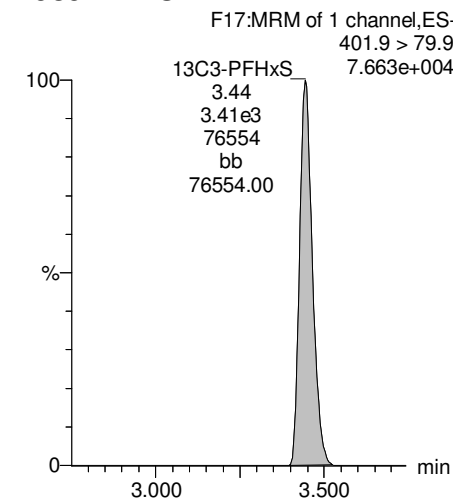
PFTrDA



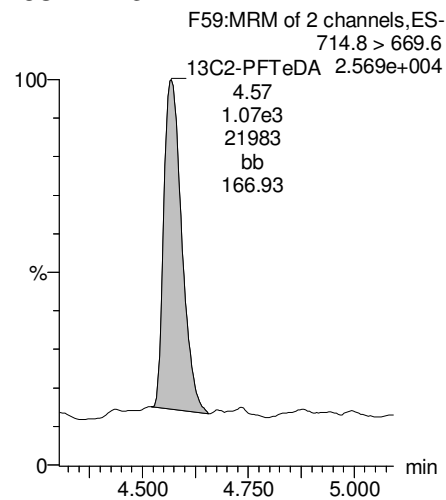
13C5-PFHxA



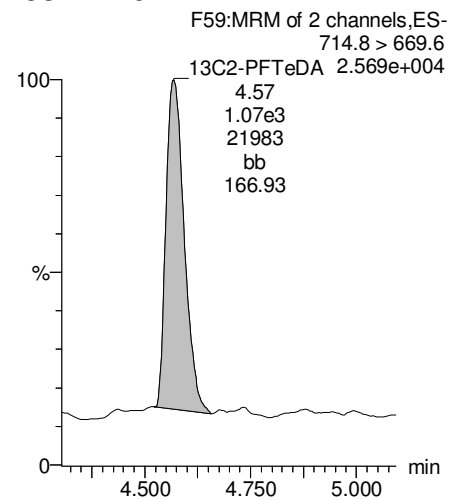
13C3-PFHxS



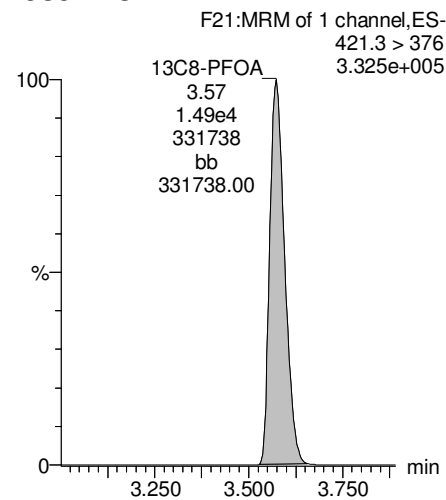
13C2-PFTeDA



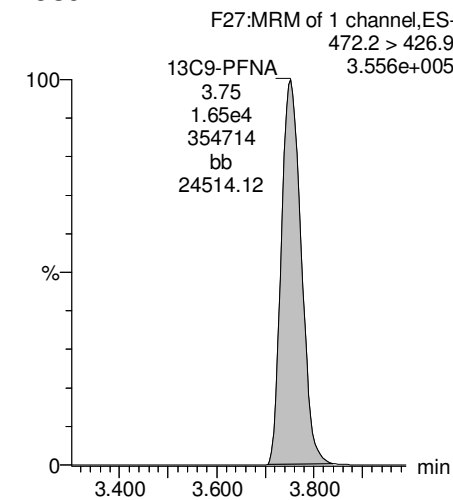
13C2-PFTeDA



13C8-PFOA



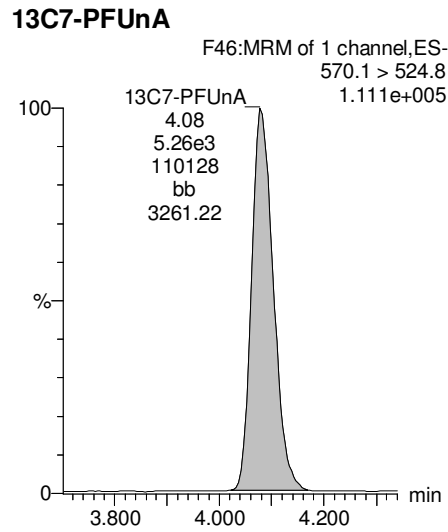
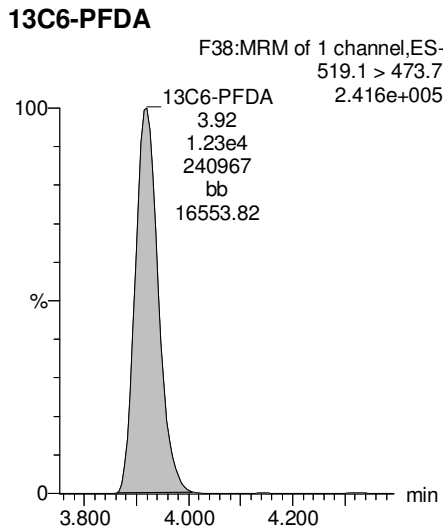
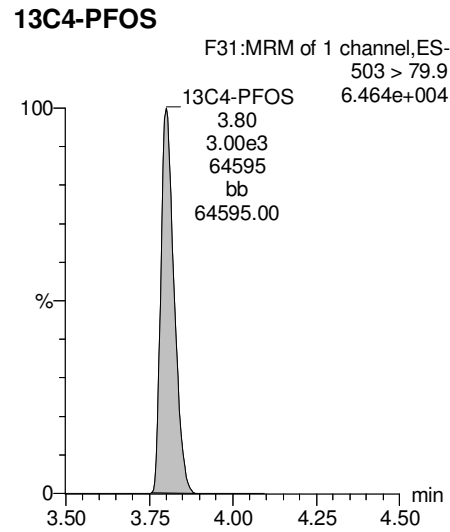
13C9-PFNA



Dataset: U:\Q4.PRO\results\170711M1\170711M1-54.qld

Last Altered: Thursday, July 13, 2017 09:04:50 Pacific Daylight Time
Printed: Thursday, July 13, 2017 09:05:07 Pacific Daylight Time

Name: 170711M1_54, Date: 11-Jul-2017, Time: 20:02:19, ID: 1700803-05 IRPSite7-GW-07GW202-20170628 0.12196, Description: IRPSite7-GW-07GW202-20170628



Dataset: U:\Q4.PRO\results\170711M1\170711M1-55.qld

Last Altered: Thursday, July 13, 2017 09:10:05 Pacific Daylight Time

Printed: Thursday, July 13, 2017 09:10:41 Pacific Daylight Time

Method: U:\Q4.PRO\MethDB\PFAS_L14-7-5-17.mdb 10 Jul 2017 08:06:14

Calibration: U:\Q4.PRO\CurveDB\C18_VAL-PFAS_Q4_7-10-17-L14.cdb 11 Jul 2017 08:36:22

Name: 170711M1_55, Date: 11-Jul-2017, Time: 20:12:58, ID: 1700803-06 IRPSite7-GW-FRB01-20170628 0.12281, Description: IRPSite7-GW-FRB01-20170628

#	Name	Trace	Area	IS Area	Wt./Vol.	RRF	Pred.RT	RT	y Axis Resp.	Conc.	%Rec
1	1 PFBS	299 > 79.7		2.33e3	0.123		2.92				
2	2 PFHxA	313.2 > 268.9		6.67e3	0.123		3.16				
3	3 PFHpA	363 > 318.9		1.58e4	0.123		3.43				
4	4 PFHxS	398.9 > 79.6		1.66e3	0.123		3.55				
5	5 PFOA	413 > 368.7		2.27e4	0.123		3.63				
6	6 PFNA	462.9 > 418.8		1.63e4	0.123		3.82				
7	7 PFOS	499 > 79.9		3.54e3	0.123		3.86				
8	8 PFDA	513 > 468.8		1.30e4	0.123		4.00				
9	9 PFUnA	562.9 > 518.9		5.90e3	0.123		4.16				
10	10 N-MeFOSAA	570.1 > 419		1.76e3	0.123		4.00				
11	11 N-EtFOSAA	584.2 > 419		1.38e3	0.123		4.08				
12	12 PFDoA	612.9 > 318.8		2.49e2	0.123		4.32				
13	13 PFTTrDA	662.9 > 618.9		2.49e2	0.123		4.50				
14	14 PFTeDA	712.9 > 668.8		5.08e2	0.123		4.66				
15	15 13C3-PFBA	216.1 > 171.8	1.10e4	1.14e4	0.123	0.918	1.43	1.33	12.0	107	104.7
16	16 13C3-PFPeA	266 > 221.8	1.61e4	1.14e4	0.123	1.784	2.72	2.63	17.7	80.6	79.2
17	17 13C3-PFBS	302 > 98.8	2.33e3	1.14e4	0.123	0.215	2.92	2.87	2.56	96.7	95.0
18	18 13C2-PFHxA	315 > 269.8	6.67e3	2.17e4	0.123	0.304	3.16	3.11	1.53	41.1	101.0
19	19 13C4-PFHpA	367.2 > 321.8	1.58e4	2.17e4	0.123	0.306	3.43	3.38	3.64	96.8	95.1
20	20 18O2-PFHxS	403 > 102.6	1.66e3	3.97e3	0.123	0.437	3.55	3.45	5.24	97.6	95.9
21	21 13C2-PFOA	414.9 > 369.7	2.27e4	1.73e4	0.123	1.292	3.63	3.57	16.4	103	101.6
22	22 13C5-PFNA	468.2 > 422.9	1.63e4	1.95e4	0.123	0.980	3.82	3.75	10.4	86.8	85.2
23	23 13C8-PFOS	507 > 79.9	3.54e3	3.38e3	0.123	1.098	3.86	3.80	13.1	96.9	95.2
24	24 13C2-PFDA	515.1 > 469.9	1.30e4	1.58e4	0.123	0.928	4.00	3.92	10.3	90.0	88.4
25	25 13C2-PFUnA	565 > 519.8	5.90e3	7.06e3	0.123	1.083	4.16	4.08	10.4	78.6	77.2
26	26 d3-N-MeFOSAA	573.3 > 419	1.76e3	7.06e3	0.123	0.224	4.00	3.95	3.12	113	111.2
27	27 d5-N-EtFOSAA	589.3 > 419	1.38e3	7.06e3	0.123	0.230	4.08	4.01	2.44	86.3	84.8
28	28 13C2-PFDoA	615 > 569.7	2.49e2	7.06e3	0.123	0.130	4.32	4.25	0.440	27.6	27.1
29	29 13C2-PFTeDA	714.8 > 669.6	5.08e2	7.06e3	0.123	1.018	4.66	4.57	0.900	7.20	7.1
30	30 13C4-PFBA	217 > 171.8	1.14e4	1.14e4	0.123	1.000	1.43	1.33	12.5	102	100.0
31	31 13C5-PFHxA	318 > 272.9	2.17e4	2.17e4	0.123	1.000	3.18	3.11	5.00	40.7	100.0
32	32 13C3-PFHxS	401.9 > 79.9	3.97e3	3.97e3	0.123	1.000	3.55	3.45	12.5	102	100.0

AC 7/13/17

Dataset: U:\Q4.PRO\results\170711M1\170711M1-55.qld

Last Altered: Thursday, July 13, 2017 09:10:05 Pacific Daylight Time

Printed: Thursday, July 13, 2017 09:10:41 Pacific Daylight Time

Name: 170711M1_55, Date: 11-Jul-2017, Time: 20:12:58, ID: 1700803-06 IRPSite7-GW-FRB01-20170628 0.12281, Description: IRPSite7-GW-FRB01-20170628

#	Name	Trace	Area	IS Area	Wt./Vol.	RRF	Pred.RT	RT	y Axis Resp.	Conc.	%Rec
33	33 13C8-PFOA	421.3 > 376	1.73e4	1.73e4	0.123	1.000	3.63	3.57	12.5	102	100.0
34	34 13C9-PFNA	472.2 > 426.9	1.95e4	1.95e4	0.123	1.000	3.82	3.75	12.5	102	100.0
35	35 13C4-PFOS	503 > 79.9	3.38e3	3.38e3	0.123	1.000	3.86	3.80	12.5	102	100.0
36	36 13C6-PFDA	519.1 > 473.7	1.58e4	1.58e4	0.123	1.000	4.00	3.92	12.5	102	100.0
37	37 13C7-PFUnA	570.1 > 524.8	7.06e3	7.06e3	0.123	1.000	4.16	4.08	12.5	102	100.0
38	38 Total PFBS	299 > 79.7	0.00e0	2.33e3	0.123		2.92		0.000		
39	39 Total PFHxS	398.9 > 79.6	0.00e0	1.66e3	0.123		3.55		0.000		
40	40 Total PFOA	413 > 368.7	0.00e0	2.27e4	0.123		3.63		0.000		
41	41 Total PFOS	499 > 79.9	0.00e0	3.54e3	0.123		3.86		0.000		
42	42 Total N-Me-FOSAA	570.1 > 419	0.00e0	1.76e3	0.123		4.20		0.000		
43	43 Total N-EtFOSAA	584.2 > 419	0.00e0	1.38e3	0.123		4.30		0.000		

Dataset: U:\Q4.PRO\results\170711M1\170711M1-55.qld

Last Altered: Thursday, July 13, 2017 09:10:05 Pacific Daylight Time

Printed: Thursday, July 13, 2017 09:10:41 Pacific Daylight Time

Method: U:\Q4.PRO\MethDB\PFAS_L14-7-5-17.mdb 10 Jul 2017 08:06:14

Calibration: U:\Q4.PRO\CurveDB\C18_VAL-PFAS_Q4_7-10-17-L14.cdb 11 Jul 2017 08:36:22

Name: 170711M1_55, Date: 11-Jul-2017, Time: 20:12:58, ID: 1700803-06 IRPSite7-GW-FRB01-20170628 0.12281, Description: IRPSite7-GW-FRB01-20170628

Total PFBS

#	Name	Trace	RT	Area	IS Area	Response	Primary Flags	Conc.
1								

Total PFHxS

#	Name	Trace	RT	Area	IS Area	Response	Primary Flags	Conc.
1	4 PFHxS	398.9 > 79.6			1663.925		MM-	

Total PFOA

#	Name	Trace	RT	Area	IS Area	Response	Primary Flags	Conc.
1	5 PFOA	413 > 368.7			22674.689		MM-I	

Total PFOS

#	Name	Trace	RT	Area	IS Area	Response	Primary Flags	Conc.
1								

Total N-Me-FOSAA

#	Name	Trace	RT	Area	IS Area	Response	Primary Flags	Conc.
1	10 N-MeFOSAA	570.1 > 419			1761.115		MM-	

Total N-EtFOSAA

#	Name	Trace	RT	Area	IS Area	Response	Primary Flags	Conc.
1	11 N-EtFOSAA	584.2 > 419			1376.335		MM-I	

Dataset: U:\Q4.PRO\results\170711M1\170711M1-55.qld

Last Altered: Thursday, July 13, 2017 09:10:05 Pacific Daylight Time

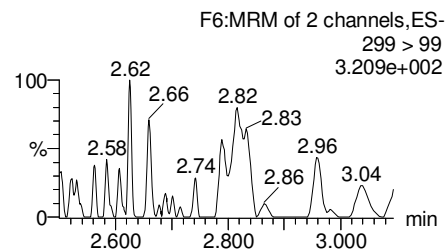

Printed: Thursday, July 13, 2017 09:10:41 Pacific Daylight Time

Method: U:\Q4.PRO\MethDB\PFAS_L14-7-5-17.mdb 10 Jul 2017 08:06:14

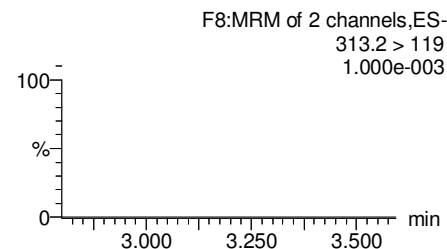
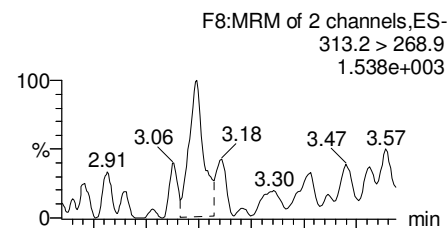
Calibration: U:\Q4.PRO\CurveDB\C18_VAL-PFAS_Q4_7-10-17-L14.cdb 11 Jul 2017 08:36:22

Name: 170711M1_55, Date: 11-Jul-2017, Time: 20:12:58, ID: 1700803-06 IRPSite7-GW-FRB01-20170628 0.12281, Description: IRPSite7-GW-FRB01-20170628

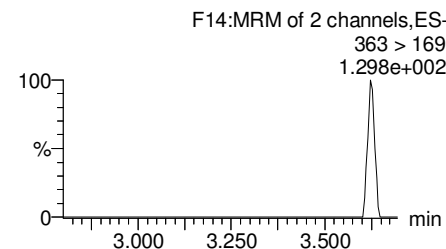
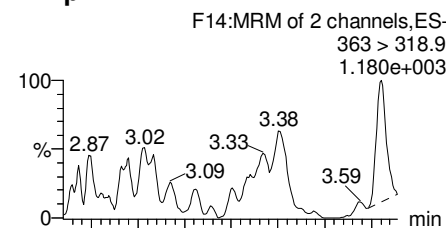
Total PFBS



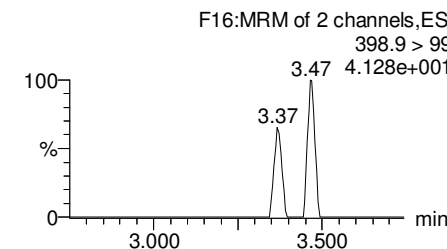
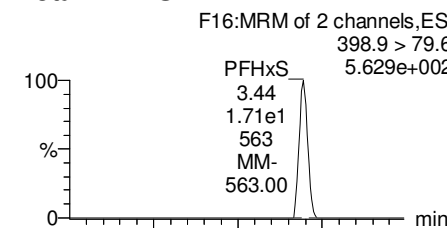
PFHxA



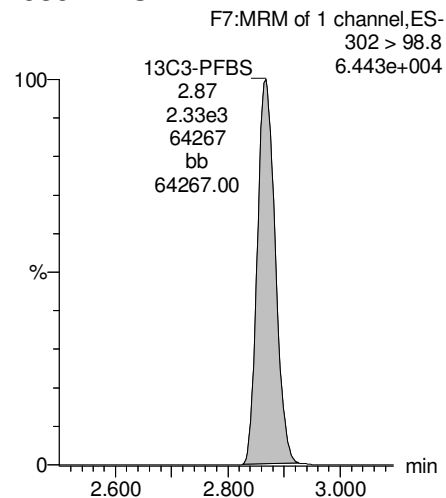
PFHpA



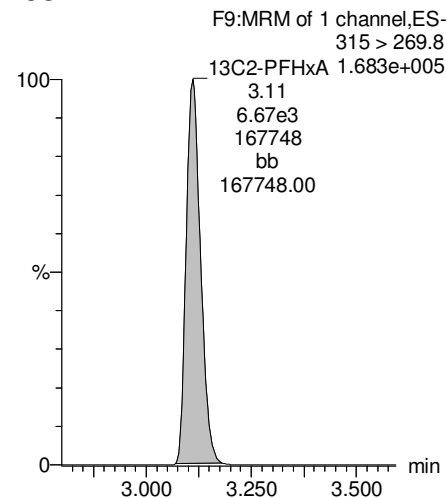
Total PFHxS



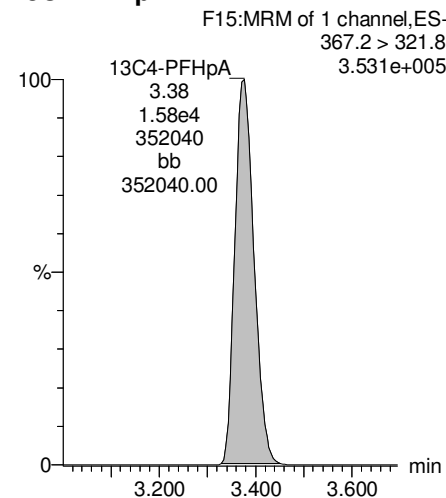
13C3-PFBS



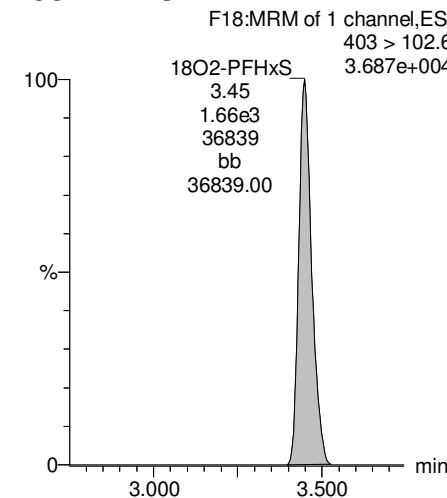
13C2-PFHxA



13C4-PFHpA



18O2-PFHxS

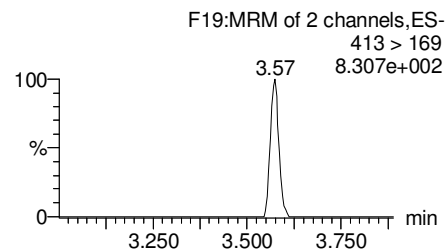
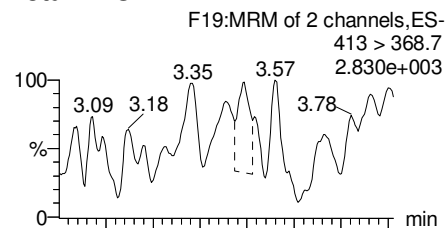


Dataset: U:\Q4.PRO\results\170711M1\170711M1-55.qld

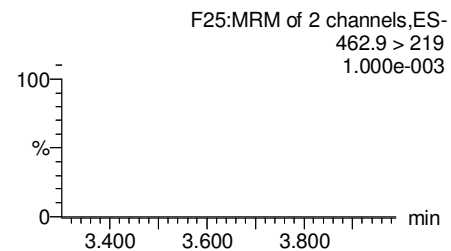
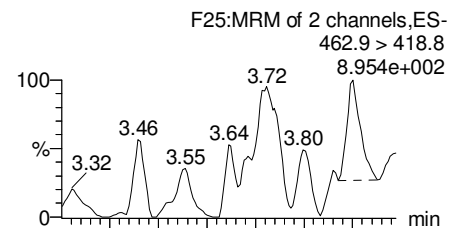
Last Altered: Thursday, July 13, 2017 09:10:05 Pacific Daylight Time
Printed: Thursday, July 13, 2017 09:10:41 Pacific Daylight Time

Name: 170711M1_55, Date: 11-Jul-2017, Time: 20:12:58, ID: 1700803-06 IRPSite7-GW-FRB01-20170628 0.12281, Description: IRPSite7-GW-FRB01-20170628

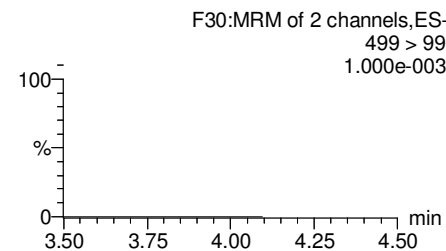
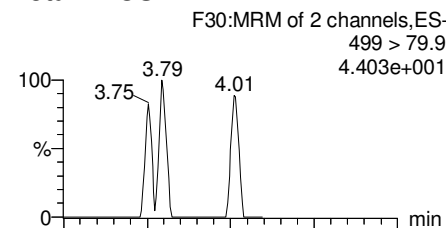
Total PFOA



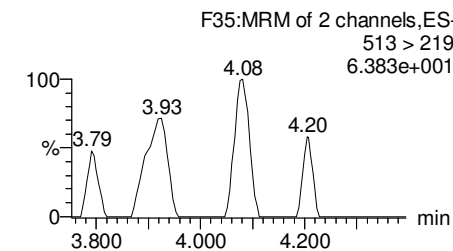
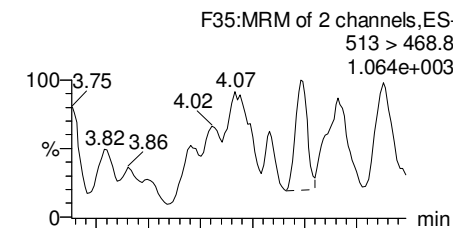
PFNA



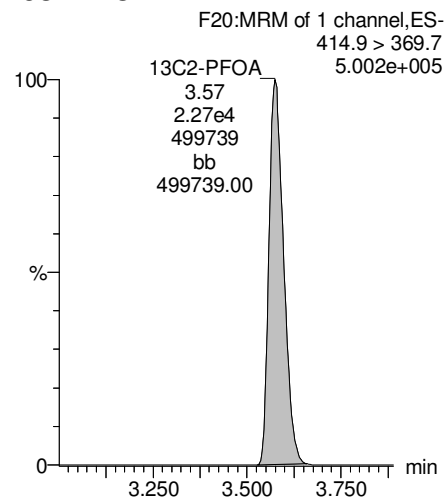
Total PFOS



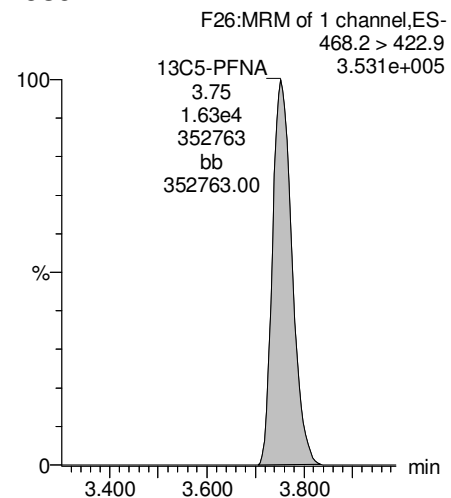
PFDA



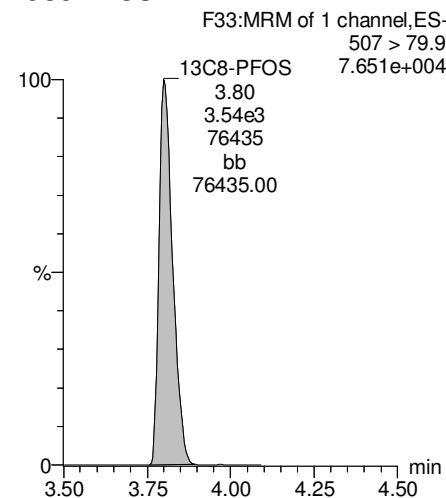
13C2-PFOA



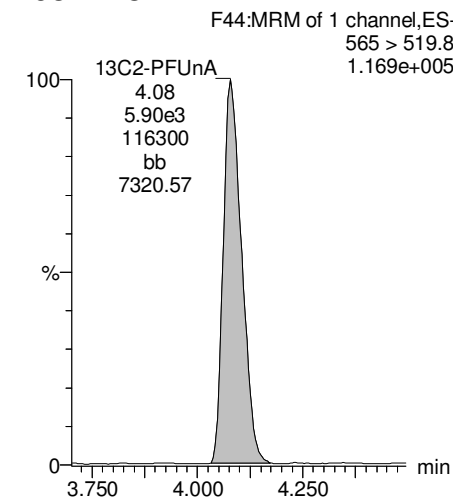
13C5-PFNA



13C8-PFOS



13C2-PFUnA



Dataset: U:\Q4.PRO\results\170711M1\170711M1-55.qld

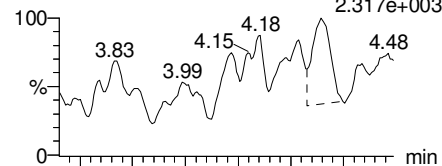
Last Altered: Thursday, July 13, 2017 09:10:05 Pacific Daylight Time

Printed: Thursday, July 13, 2017 09:10:41 Pacific Daylight Time

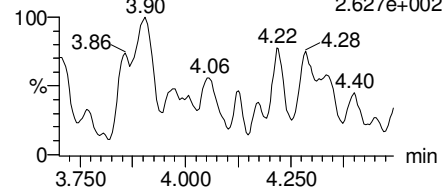
Name: 170711M1_55, Date: 11-Jul-2017, Time: 20:12:58, ID: 1700803-06 IRPSite7-GW-FRB01-20170628 0.12281, Description: IRPSite7-GW-FRB01-20170628

PFUnA

F43:MRM of 2 channels,ES-
562.9 > 518.9
2.317e+003

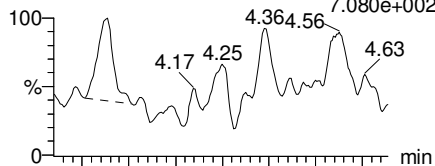


F43:MRM of 2 channels,ES-
562.9 > 269
2.627e+002

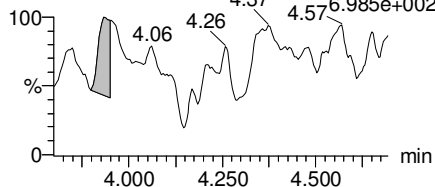


N-MeFOSAA

F45:MRM of 2 channels,ES-
570.1 > 419
7.080e+002

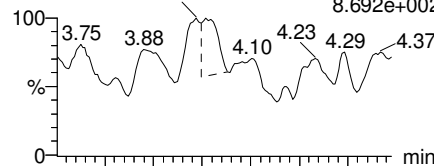


F45:MRM of 2 channels,ES-
570.1 > 483
6.985e+002

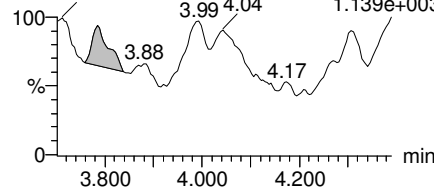


N-EtFOSAA

F47:MRM of 2 channels,ES-
584.2 > 419
8.692e+002

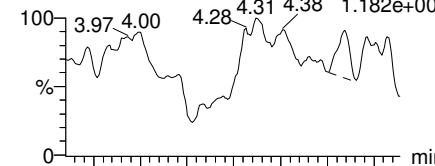


F47:MRM of 2 channels,ES-
584.2 > 483
1.139e+003

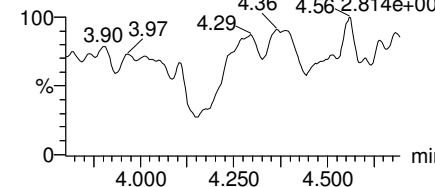


PFDaA

F51:MRM of 2 channels,ES-
612.9 > 318.8
1.182e+003

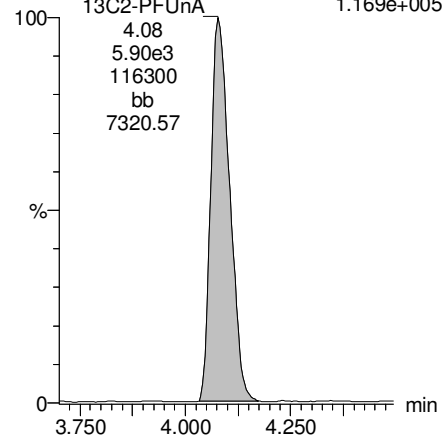


F51:MRM of 2 channels,ES-
612.9 > 569
2.814e+003



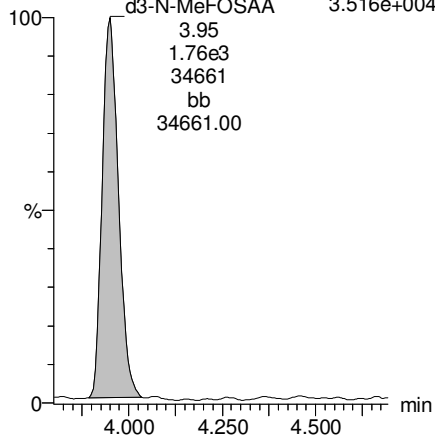
13C2-PFUnA

F44:MRM of 1 channel,ES-
565 > 519.8
1.169e+005



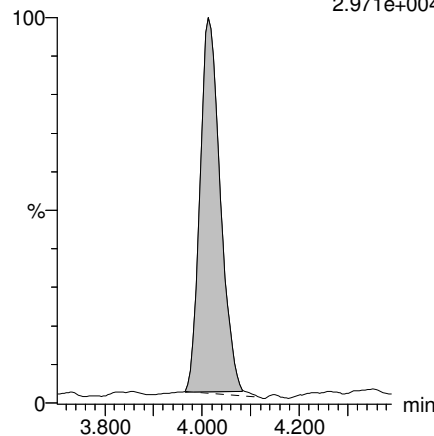
d3-N-MeFOSAA

F49:MRM of 1 channel,ES-
573.3 > 419
3.516e+004



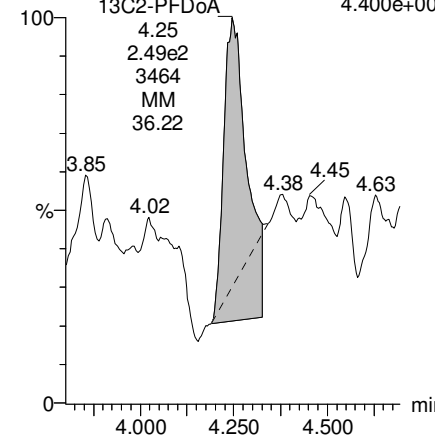
d5-N-EtFOSAA

F48:MRM of 1 channel,ES-
589.3 > 419
2.971e+004



13C2-PFDaA

F52:MRM of 1 channel,ES-
615 > 569.7
4.400e+003



Dataset: U:\Q4.PRO\results\170711M1\170711M1-55.qld

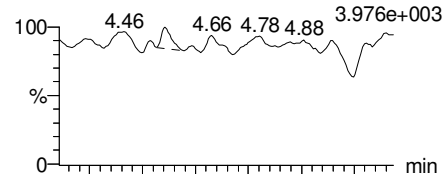
Last Altered: Thursday, July 13, 2017 09:10:05 Pacific Daylight Time

Printed: Thursday, July 13, 2017 09:10:41 Pacific Daylight Time

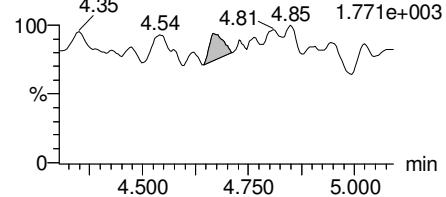
Name: 170711M1_55, Date: 11-Jul-2017, Time: 20:12:58, ID: 1700803-06 IRPSite7-GW-FRB01-20170628 0.12281, Description: IRPSite7-GW-FRB01-20170628

PFTeDA

F58:MRM of 4 channels,ES-
712.9 > 668.8
3.976e+003

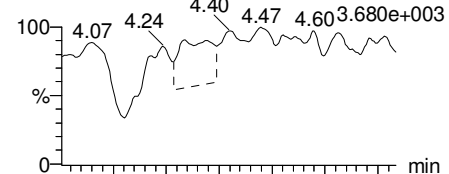


F58:MRM of 4 channels,ES-
712.9 > 369
1.771e+003

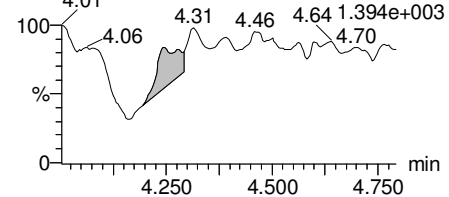


PFTrDA

F57:MRM of 2 channels,ES-
662.9 > 618.9
3.680e+003

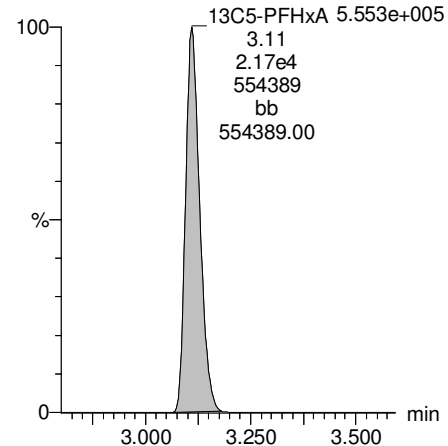


F57:MRM of 2 channels,ES-
662.9 > 319
1.394e+003



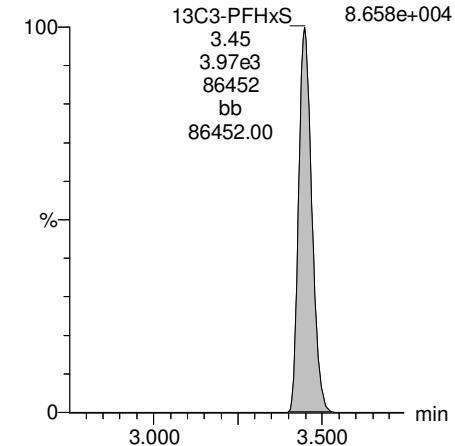
13C5-PFHxA

F10:MRM of 1 channel,ES-
318 > 272.9
5.553e+005



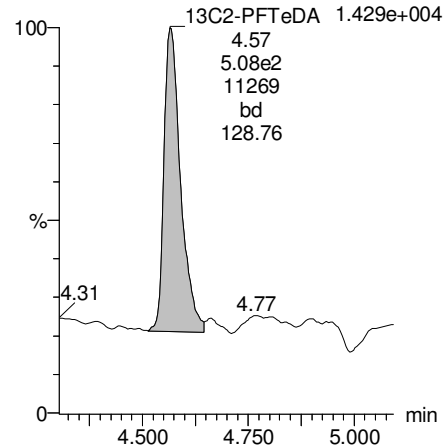
13C3-PFHxS

F17:MRM of 1 channel,ES-
401.9 > 79.9
8.658e+004



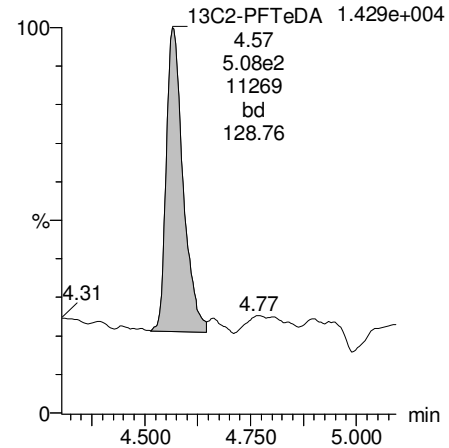
13C2-PFTeDA

F59:MRM of 2 channels,ES-
714.8 > 669.6
1.429e+004



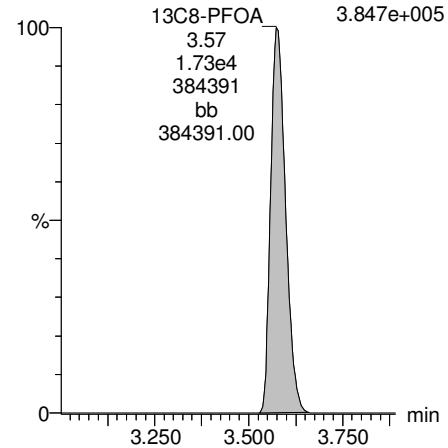
13C2-PFTeDA

F59:MRM of 2 channels,ES-
714.8 > 669.6
1.429e+004



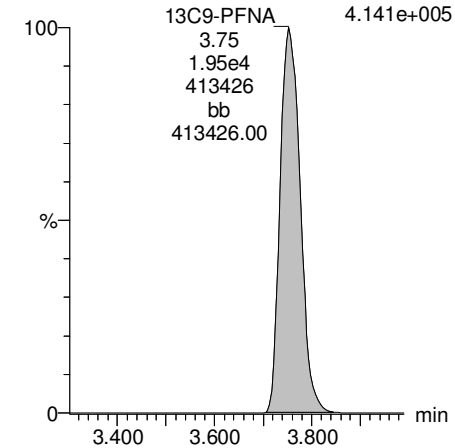
13C8-PFOA

F21:MRM of 1 channel,ES-
421.3 > 376
3.847e+005



13C9-PFNA

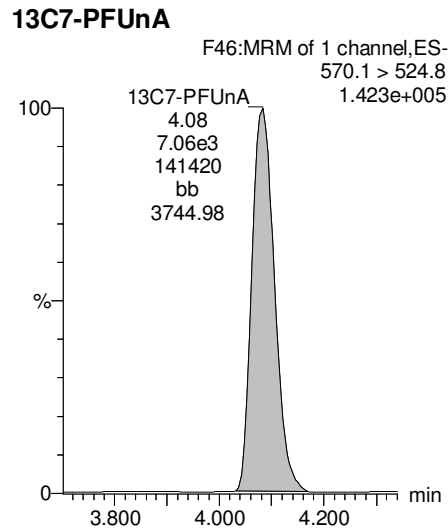
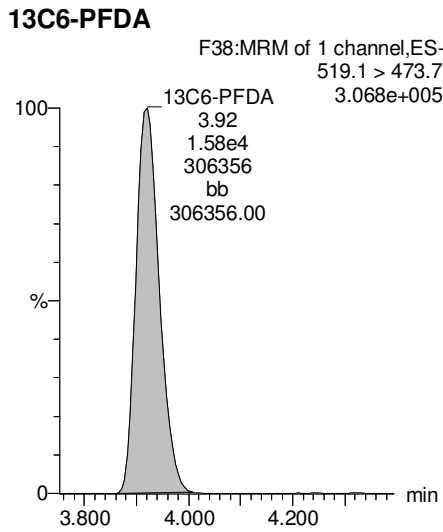
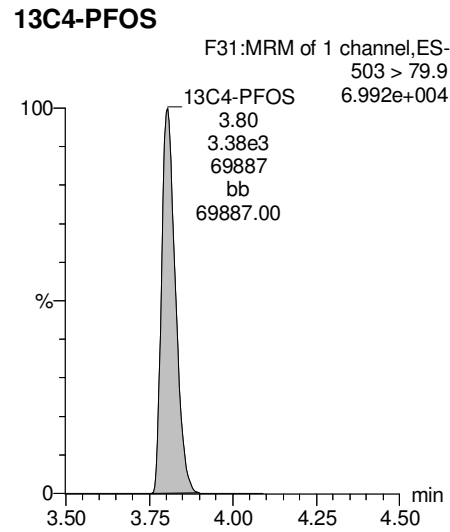
F27:MRM of 1 channel,ES-
472.2 > 426.9
4.141e+005



Dataset: U:\Q4.PRO\results\170711M1\170711M1-55.qld

Last Altered: Thursday, July 13, 2017 09:10:05 Pacific Daylight Time
Printed: Thursday, July 13, 2017 09:10:41 Pacific Daylight Time

Name: 170711M1_55, Date: 11-Jul-2017, Time: 20:12:58, ID: 1700803-06 IRPSite7-GW-FRB01-20170628 0.12281, Description: IRPSite7-GW-FRB01-20170628



Dataset: U:\Q4.PRO\results\170711M1\170711M1-56.qld

Last Altered: Thursday, July 13, 2017 09:25:59 Pacific Daylight Time

Printed: Thursday, July 13, 2017 09:27:59 Pacific Daylight Time

Method: U:\Q4.PRO\MethDB\PFAS_L14-7-5-17.mdb 10 Jul 2017 08:06:14

Calibration: U:\Q4.PRO\CurveDB\C18_VAL-PFAS_Q4_7-10-17-L14.cdb 11 Jul 2017 08:36:22

Name: 170711M1_56, Date: 11-Jul-2017, Time: 20:23:36, ID: 1700803-07 IRPSite5-GW-FRB01-20170628 0.11773, Description: IRPSite5-GW-FRB01-20170628

#	Name	Trace	Area	IS Area	Wt./Vol.	RRF	Pred.RT	RT	y Axis Resp.	Conc.	%Rec
1	1 PFBS	299 > 79.7		2.79e3	0.118		2.92				
2	2 PFHxA	313.2 > 268.9		8.03e3	0.118		3.16				
3	3 PFHpA	363 > 318.9		1.82e4	0.118		3.43				
4	4 PFHxS	398.9 > 79.6	4.73e0	1.89e3	0.118		3.55	3.46	0.0313	0.574	
5	5 PFOA	413 > 368.7		2.50e4	0.118		3.63				
6	6 PFNA	462.9 > 418.8		1.92e4	0.118		3.82				
7	7 PFOS	499 > 79.9		4.51e3	0.118		3.86				
8	8 PFDA	513 > 468.8		1.60e4	0.118		4.00				
9	9 PFUnA	562.9 > 518.9		1.28e4	0.118		4.16				
10	10 N-MeFOSAA	570.1 > 419		2.82e3	0.118		4.00				
11	11 N-EtFOSAA	584.2 > 419		2.58e3	0.118		4.08				
12	12 PFDoA	612.9 > 318.8		3.91e2	0.118		4.32				
13	13 PFTrDA	662.9 > 618.9		3.91e2	0.118		4.50				
14	14 PFTeDA	712.9 > 668.8		6.86e2	0.118		4.66				
15	15 13C3-PFBA	216.1 > 171.8	1.32e4	1.41e4	0.118	0.918	1.43	1.33	11.7	108	102.0
16	16 13C3-PFPeA	266 > 221.8	1.99e4	1.41e4	0.118	1.784	2.72	2.63	17.6	84.0	79.1
17	17 13C3-PFBS	302 > 98.8	2.79e3	1.41e4	0.118	0.215	2.92	2.86	2.47	97.5	91.8
18	18 13C2-PFHxA	315 > 269.8	8.03e3	2.63e4	0.118	0.304	3.16	3.11	1.52	42.6	100.4
19	19 13C4-PFHpA	367.2 > 321.8	1.82e4	2.63e4	0.118	0.306	3.43	3.37	3.45	95.8	90.3
20	20 18O2-PFHxS	403 > 102.6	1.89e3	4.35e3	0.118	0.437	3.55	3.45	5.43	105	99.3
21	21 13C2-PFOA	414.9 > 369.7	2.50e4	2.07e4	0.118	1.292	3.63	3.57	15.1	99.6	93.8
22	22 13C5-PFNA	468.2 > 422.9	1.92e4	2.26e4	0.118	0.980	3.82	3.75	10.6	92.1	86.7
23	23 13C8-PFOS	507 > 79.9	4.51e3	4.08e3	0.118	1.098	3.86	3.80	13.8	107	100.5
24	24 13C2-PFDA	515.1 > 469.9	1.60e4	2.05e4	0.118	0.928	4.00	3.91	9.73	89.0	83.9
25	25 13C2-PFUnA	565 > 519.8	1.28e4	1.30e4	0.118	1.083	4.16	4.07	12.3	96.1	90.5
26	26 d3-N-MeFOSAA	573.3 > 419	2.82e3	1.30e4	0.118	0.224	4.00	3.94	2.71	102	96.5
27	27 d5-N-EtFOSAA	589.3 > 419	2.58e3	1.30e4	0.118	0.230	4.08	4.01	2.47	91.4	86.1
28	28 13C2-PFDoA	615 > 569.7	3.91e2	1.30e4	0.118	0.130	4.32	4.24	0.375	24.5	23.1
29	29 13C2-PFTeDA	714.8 > 669.6	6.86e2	1.30e4	0.118	1.018	4.66	4.56	0.658	5.49	5.2
30	30 13C4-PFBA	217 > 171.8	1.41e4	1.41e4	0.118	1.000	1.43	1.33	12.5	106	100.0
31	31 13C5-PFHxA	318 > 272.9	2.63e4	2.63e4	0.118	1.000	3.18	3.11	5.00	42.5	100.0
32	32 13C3-PFHxS	401.9 > 79.9	4.35e3	4.35e3	0.118	1.000	3.55	3.44	12.5	106	100.0

MJT 7/13/17

Dataset: U:\Q4.PRO\results\170711M1\170711M1-56.qld

Last Altered: Thursday, July 13, 2017 09:25:59 Pacific Daylight Time

Printed: Thursday, July 13, 2017 09:27:59 Pacific Daylight Time

Name: 170711M1_56, Date: 11-Jul-2017, Time: 20:23:36, ID: 1700803-07 IRPSite5-GW-FRB01-20170628 0.11773, Description: IRPSite5-GW-FRB01-20170628

#	Name	Trace	Area	IS Area	Wt./Vol.	RRF	Pred.RT	RT	y Axis Resp.	Conc.	%Rec
33	33 13C8-PFOA	421.3 > 376	2.07e4	2.07e4	0.118	1.000	3.63	3.57	12.5	106	100.0
34	34 13C9-PFNA	472.2 > 426.9	2.26e4	2.26e4	0.118	1.000	3.82	3.75	12.5	106	100.0
35	35 13C4-PFOS	503 > 79.9	4.08e3	4.08e3	0.118	1.000	3.86	3.80	12.5	106	100.0
36	36 13C6-PFDA	519.1 > 473.7	2.05e4	2.05e4	0.118	1.000	4.00	3.91	12.5	106	100.0
37	37 13C7-PFUnA	570.1 > 524.8	1.30e4	1.30e4	0.118	1.000	4.16	4.08	12.5	106	100.0
38	38 Total PFBS	299 > 79.7	0.00e0	2.79e3	0.118		2.92		0.000		
39	39 Total PFHxS	398.9 > 79.6	4.73e0	1.89e3	0.118		3.55		0.0313	0.574	
40	40 Total PFOA	413 > 368.7	0.00e0	2.50e4	0.118		3.63		0.000		
41	41 Total PFOS	499 > 79.9	0.00e0	4.51e3	0.118		3.86		0.000		
42	42 Total N-Me-FOSAA	570.1 > 419	0.00e0	2.82e3	0.118		4.20		0.000		
43	43 Total N-EtFOSAA	584.2 > 419	0.00e0	2.58e3	0.118		4.30		0.000		

Dataset: U:\Q4.PRO\results\170711M1\170711M1-56.qld

Last Altered: Thursday, July 13, 2017 09:25:59 Pacific Daylight Time

Printed: Thursday, July 13, 2017 09:27:59 Pacific Daylight Time

Method: U:\Q4.PRO\MethDB\PFAS_L14-7-5-17.mdb 10 Jul 2017 08:06:14

Calibration: U:\Q4.PRO\CurveDB\C18_VAL-PFAS_Q4_7-10-17-L14.cdb 11 Jul 2017 08:36:22

Name: 170711M1_56, Date: 11-Jul-2017, Time: 20:23:36, ID: 1700803-07 IRPSite5-GW-FRB01-20170628 0.11773, Description: IRPSite5-GW-FRB01-20170628

Total PFBS

#	Name	Trace	RT	Area	IS Area	Response	Primary Flags	Conc.
1								

Total PFHxS

#	Name	Trace	RT	Area	IS Area	Response	Primary Flags	Conc.
1	4 PFHxS	398.9 > 79.6	3.46	4.734	1887.659	0.031	MM	0.6

Total PFOA

#	Name	Trace	RT	Area	IS Area	Response	Primary Flags	Conc.
1	5 PFOA	413 > 368.7			25045.238		MM-I	

Total PFOS

#	Name	Trace	RT	Area	IS Area	Response	Primary Flags	Conc.
1								

Total N-Me-FOSAA

#	Name	Trace	RT	Area	IS Area	Response	Primary Flags	Conc.
1								

Total N-EtFOSAA

#	Name	Trace	RT	Area	IS Area	Response	Primary Flags	Conc.
1								

Dataset: U:\Q4.PRO\results\170711M1\170711M1-56.qld

Last Altered: Thursday, July 13, 2017 09:25:59 Pacific Daylight Time

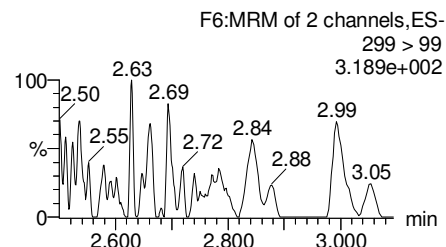
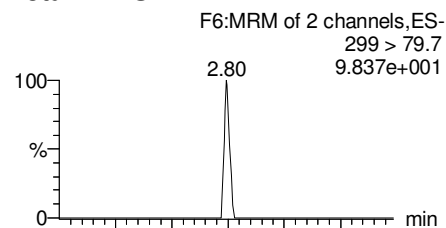
Printed: Thursday, July 13, 2017 09:27:59 Pacific Daylight Time

Method: U:\Q4.PRO\MethDB\PFAS_L14-7-5-17.mdb 10 Jul 2017 08:06:14

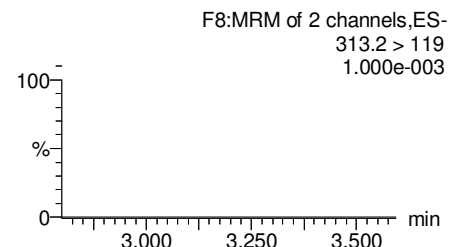
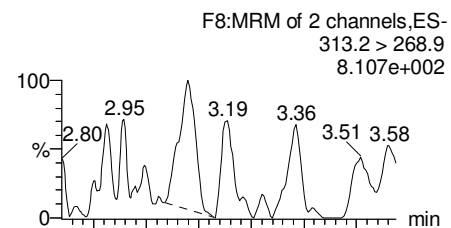
Calibration: U:\Q4.PRO\CurveDB\C18_VAL-PFAS_Q4_7-10-17-L14.cdb 11 Jul 2017 08:36:22

Name: 170711M1_56, Date: 11-Jul-2017, Time: 20:23:36, ID: 1700803-07 IRPSite5-GW-FRB01-20170628 0.11773, Description: IRPSite5-GW-FRB01-20170628

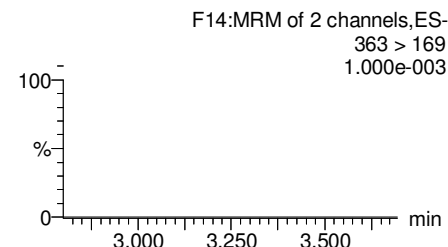
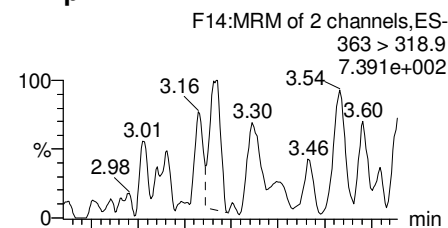
Total PFBS



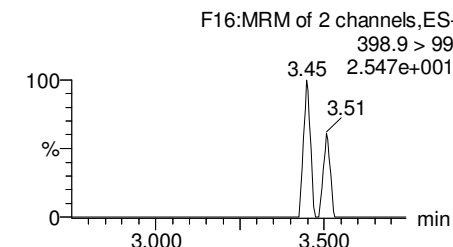
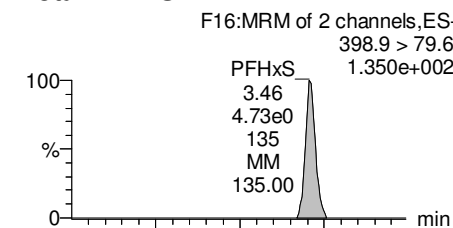
PFHxA



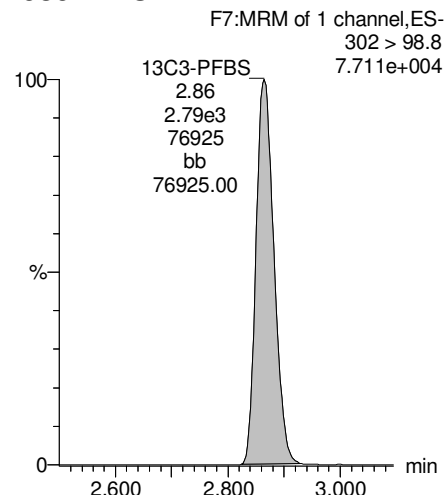
PFHpA



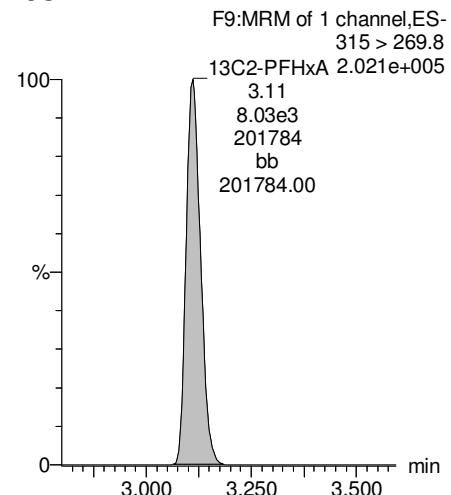
Total PFHxS



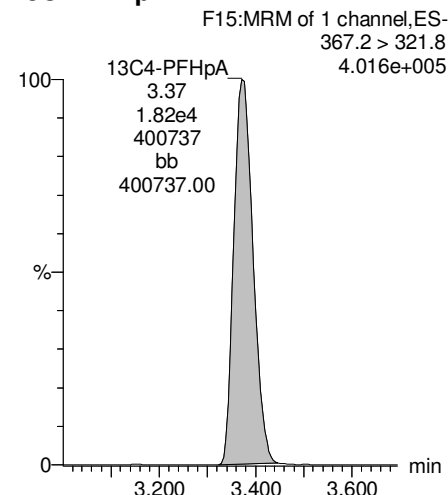
13C3-PFBS



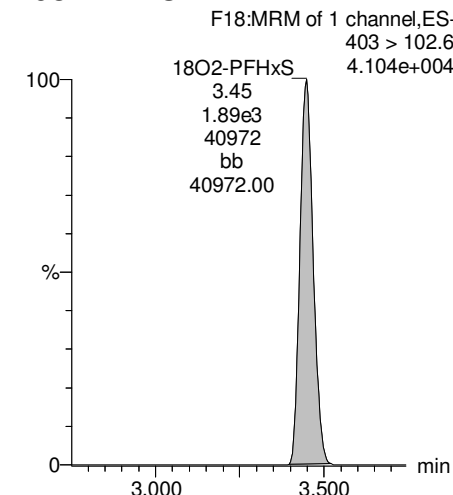
13C2-PFHxA



13C4-PFHpA



18O2-PFHxS



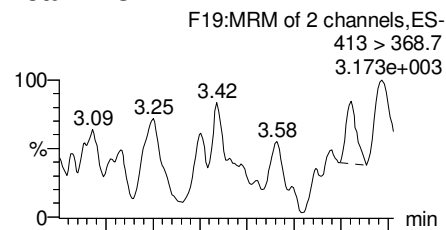
Dataset: U:\Q4.PRO\results\170711M1\170711M1-56.qld

Last Altered: Thursday, July 13, 2017 09:25:59 Pacific Daylight Time

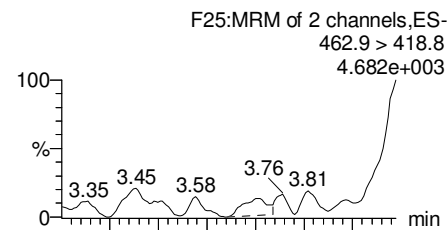
Printed: Thursday, July 13, 2017 09:27:59 Pacific Daylight Time

Name: 170711M1_56, Date: 11-Jul-2017, Time: 20:23:36, ID: 1700803-07 IRPSite5-GW-FRB01-20170628 0.11773, Description: IRPSite5-GW-FRB01-20170628

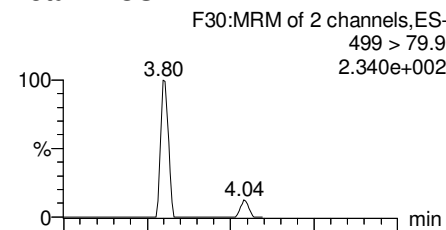
Total PFOA



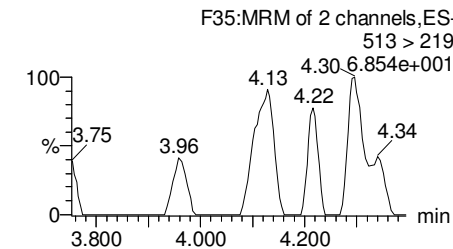
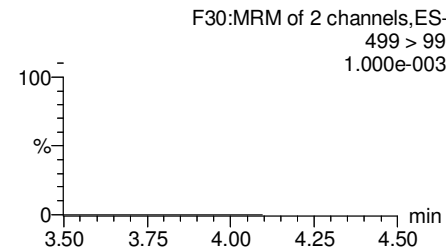
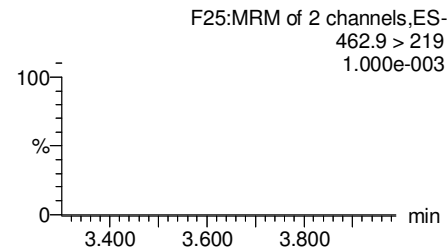
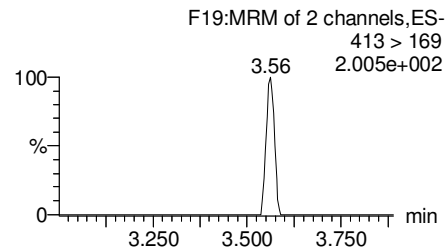
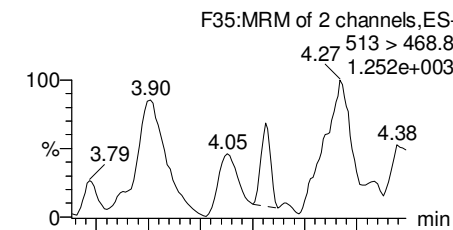
PFNA



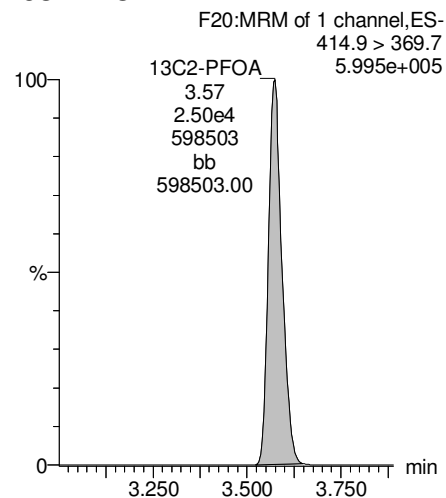
Total PFOS



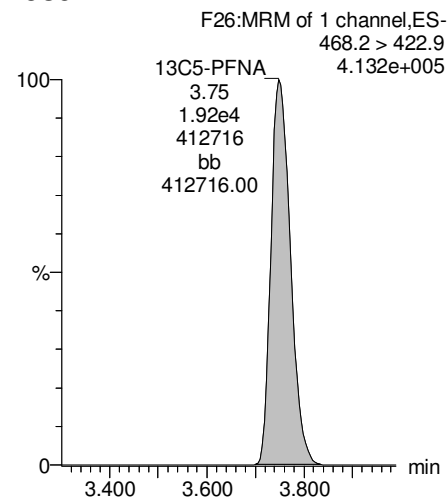
PFDA



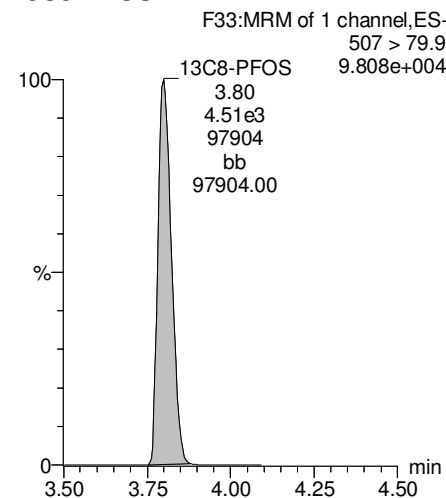
13C2-PFOA



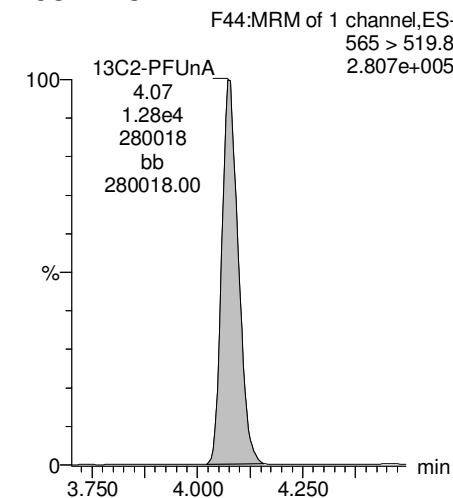
13C5-PFNA



13C8-PFOS



13C2-PFUnA



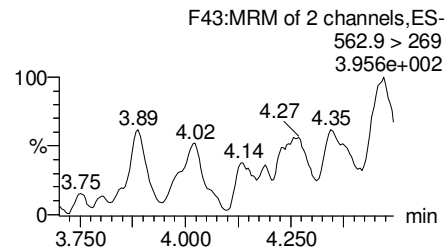
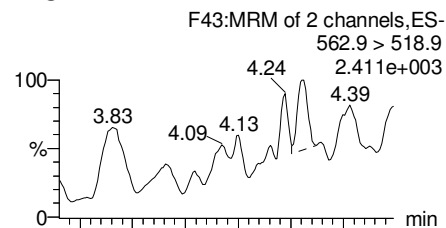
Dataset: U:\Q4.PRO\results\170711M1\170711M1-56.qld

Last Altered: Thursday, July 13, 2017 09:25:59 Pacific Daylight Time

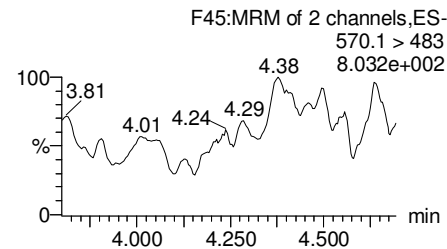
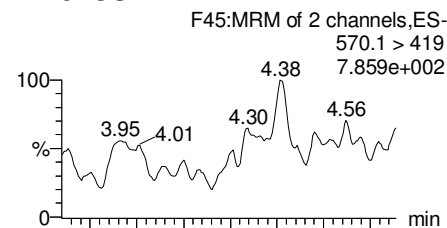
Printed: Thursday, July 13, 2017 09:27:59 Pacific Daylight Time

Name: 170711M1_56, Date: 11-Jul-2017, Time: 20:23:36, ID: 1700803-07 IRPSite5-GW-FRB01-20170628 0.11773, Description: IRPSite5-GW-FRB01-20170628

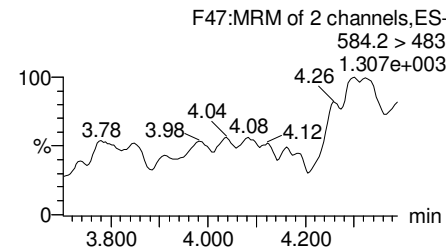
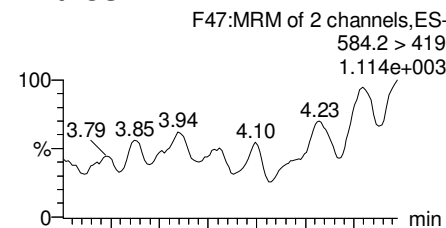
PFUnA



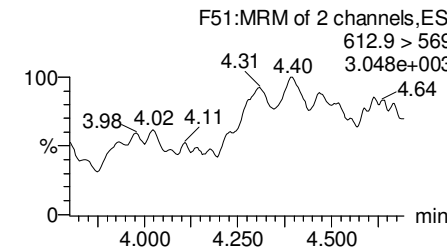
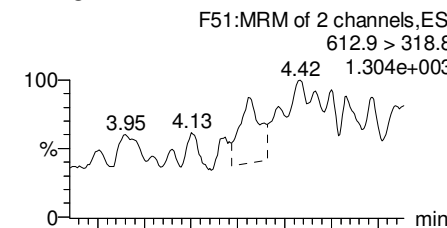
N-MeFOSAA



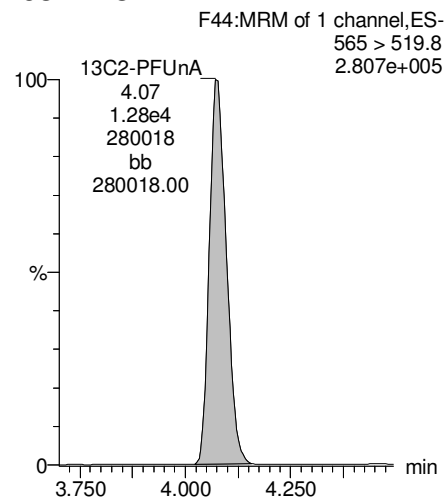
N-EtFOSAA



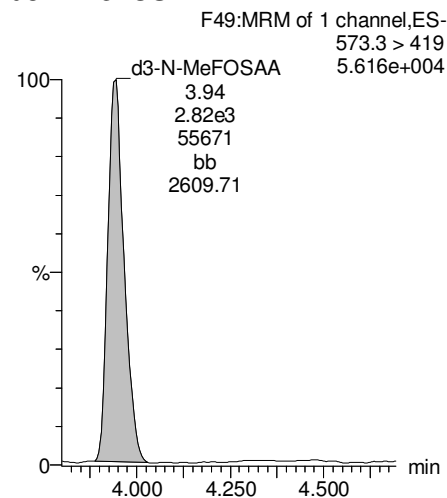
PFDoA



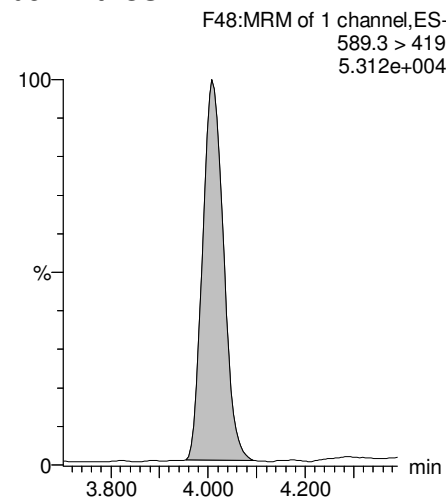
13C2-PFUnA



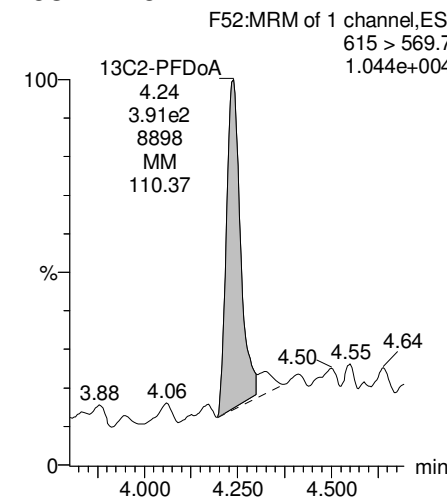
d3-N-MeFOSAA



d5-N-EtFOSAA



13C2-PFDoA



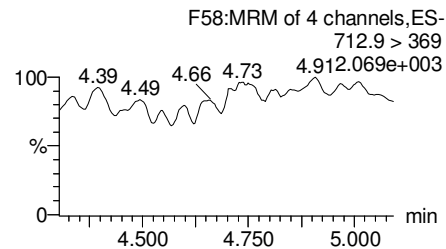
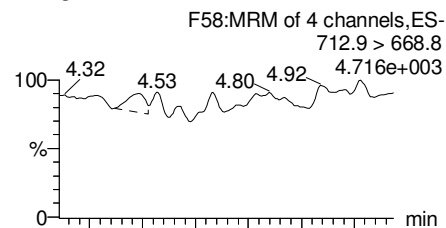
Dataset: U:\Q4.PRO\results\170711M1\170711M1-56.qld

Last Altered: Thursday, July 13, 2017 09:25:59 Pacific Daylight Time

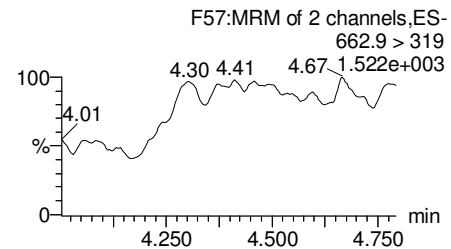
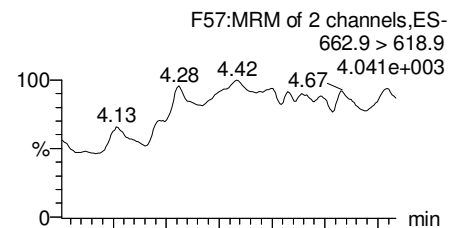
Printed: Thursday, July 13, 2017 09:27:59 Pacific Daylight Time

Name: 170711M1_56, Date: 11-Jul-2017, Time: 20:23:36, ID: 1700803-07 IRPSite5-GW-FRB01-20170628 0.11773, Description: IRPSite5-GW-FRB01-20170628

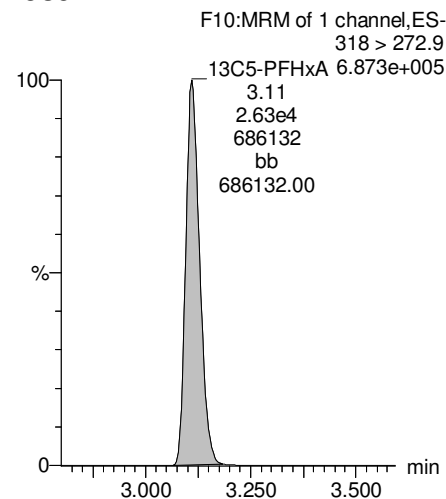
PFTeDA



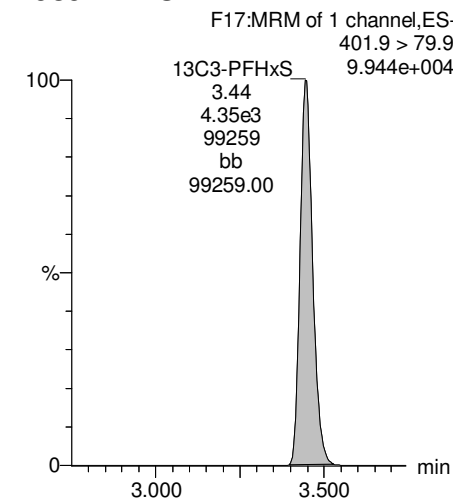
PFTrDA



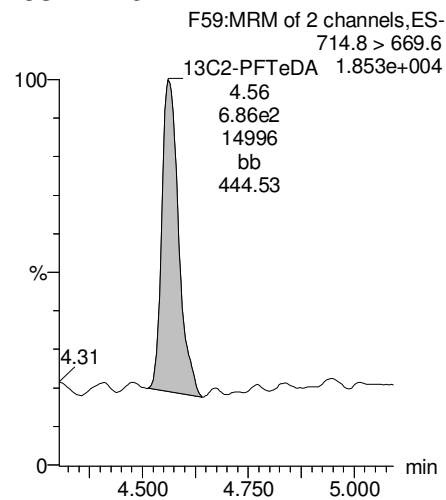
13C5-PFHxA



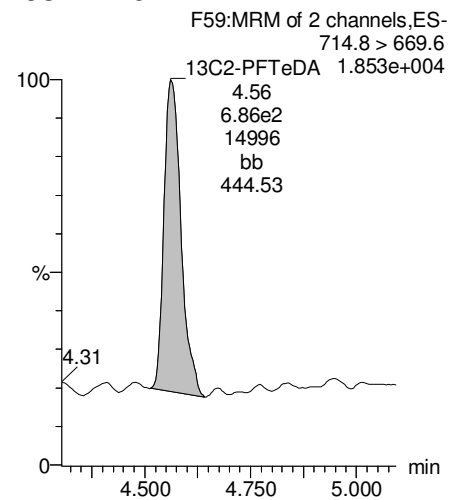
13C3-PFHxS



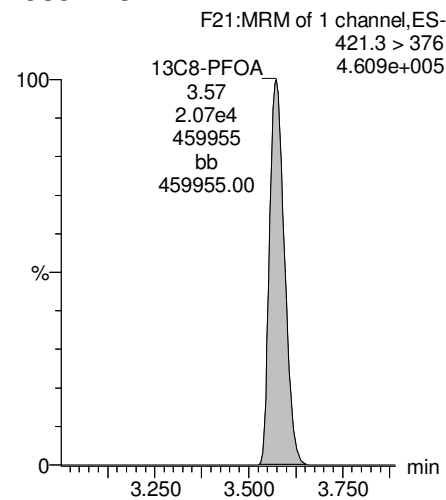
13C2-PFTeDA



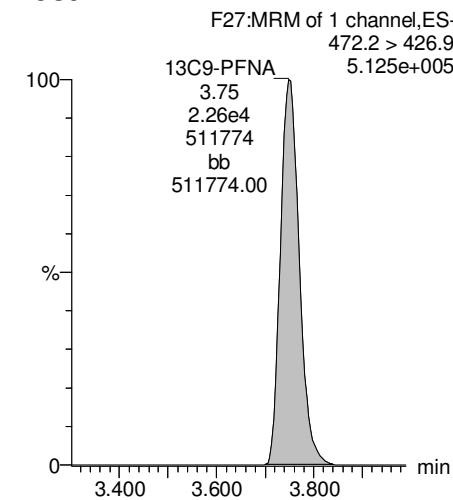
13C2-PFTeDA



13C8-PFOA



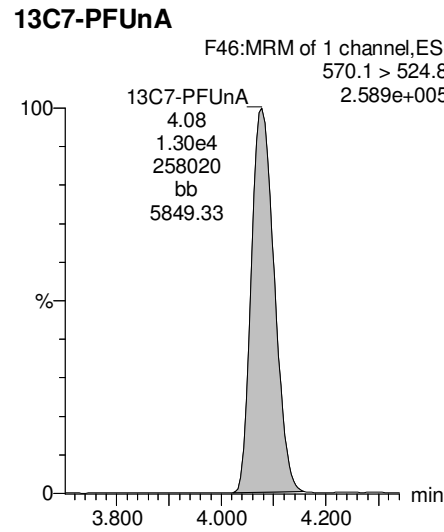
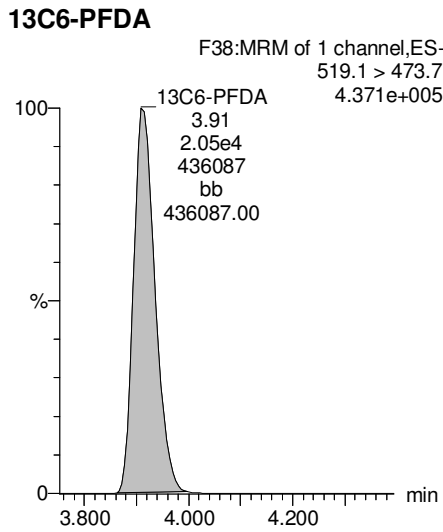
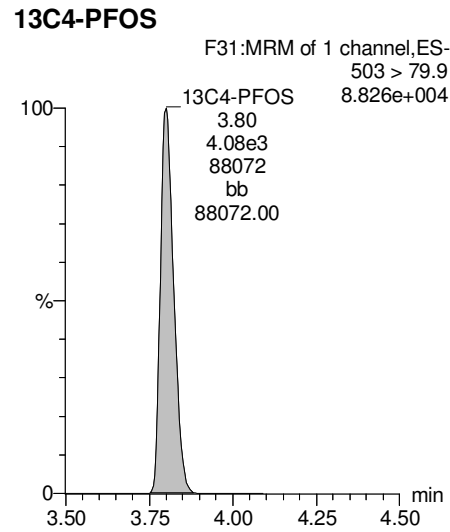
13C9-PFNA



Dataset: U:\Q4.PRO\results\170711M1\170711M1-56.qld

Last Altered: Thursday, July 13, 2017 09:25:59 Pacific Daylight Time
Printed: Thursday, July 13, 2017 09:27:59 Pacific Daylight Time

Name: 170711M1_56, Date: 11-Jul-2017, Time: 20:23:36, ID: 1700803-07 IRPSite5-GW-FRB01-20170628 0.11773, Description: IRPSite5-GW-FRB01-20170628



Dataset: U:\Q4.PRO\results\170711M1\170711M1-57.qld

Last Altered: Thursday, July 13, 2017 09:37:22 Pacific Daylight Time

Printed: Thursday, July 13, 2017 09:39:06 Pacific Daylight Time

Method: U:\Q4.PRO\MethDB\PFAS_L14-7-5-17.mdb 10 Jul 2017 08:06:14

Calibration: U:\Q4.PRO\CurveDB\C18_VAL-PFAS_Q4_7-10-17-L14.cdb 11 Jul 2017 08:36:22

Name: 170711M1_57, Date: 11-Jul-2017, Time: 20:34:15, ID: 1700803-08 IRPSite5-GW-04GW81S-20170628 0.12065, Description: IRPSite5-GW-04GW81S-20170628

#	Name	Trace	Area	IS Area	Wt./Vol.	RRF	Pred.RT	RT	y Axis Resp.	Conc.	%Rec
1	1 PFBS	299 > 79.7		4.24e3	0.121		2.92				
2	2 PFHxA	313.2 > 268.9		1.30e4	0.121		3.16				
3	3 PFHpA	363 > 318.9	3.30e2	3.05e4	0.121		3.43	3.38	0.135	0.587	
4	4 PFHxS	398.9 > 79.6	2.24e2	3.20e3	0.121		3.55	3.45	0.877	4.38	
5	5 PFOA	413 > 368.7	1.00e3	4.00e4	0.121		3.63	3.58	0.314	1.43	
6	6 PFNA	462.9 > 418.8		2.97e4	0.121		3.82				
7	7 PFOS	499 > 79.9	1.07e2	5.48e3	0.121		3.86	3.75	0.243	1.61	
8	8 PFDA	513 > 468.8		2.00e4	0.121		4.00				
9	9 PFUnA	562.9 > 518.9		6.38e3	0.121		4.16				
10	10 N-MeFOSAA	570.1 > 419		1.66e3	0.121		4.00				
11	11 N-EtFOSAA	584.2 > 419		1.05e3	0.121		4.08				
12	12 PFDoA	612.9 > 318.8		1.04e2	0.121		4.32				
13	13 PFTrDA	662.9 > 618.9		1.04e2	0.121		4.50				
14	14 PFTeDA	712.9 > 668.8		1.96e3	0.121		4.66				
15	15 13C3-PFBA	216.1 > 171.8	2.21e4	2.43e4	0.121	0.918	1.43	1.33	11.4	103	99.1
16	16 13C3-PFPeA	266 > 221.8	3.23e4	2.43e4	0.121	1.784	2.72	2.63	16.6	77.1	74.5
17	17 13C3-PFBS	302 > 98.8	4.24e3	2.43e4	0.121	0.215	2.92	2.87	2.18	83.9	81.0
18	18 13C2-PFHxA	315 > 269.8	1.30e4	4.35e4	0.121	0.304	3.16	3.12	1.49	40.8	98.3
19	19 13C4-PFHpA	367.2 > 321.8	3.05e4	4.35e4	0.121	0.306	3.43	3.38	3.51	95.0	91.7
20	20 18O2-PFHxS	403 > 102.6	3.20e3	7.03e3	0.121	0.437	3.55	3.45	5.68	108	104.0
21	21 13C2-PFOA	414.9 > 369.7	4.00e4	3.49e4	0.121	1.292	3.63	3.58	14.3	92.0	88.8
22	22 13C5-PFNA	468.2 > 422.9	2.97e4	3.54e4	0.121	0.980	3.82	3.76	10.5	88.8	85.7
23	23 13C8-PFOS	507 > 79.9	5.48e3	5.24e3	0.121	1.098	3.86	3.81	13.1	98.5	95.1
24	24 13C2-PFDA	515.1 > 469.9	2.00e4	2.73e4	0.121	0.928	4.00	3.92	9.16	81.8	79.0
25	25 13C2-PFUnA	565 > 519.8	6.38e3	7.52e3	0.121	1.083	4.16	4.08	10.6	81.3	78.5
26	26 d3-N-MeFOSAA	573.3 > 419	1.66e3	7.52e3	0.121	0.224	4.00	3.95	2.77	102	98.6
27	27 d5-N-EtFOSAA	589.3 > 419	1.05e3	7.52e3	0.121	0.230	4.08	4.01	1.75	63.0	60.8
28	28 13C2-PFDoA	615 > 569.7	1.04e2	7.52e3	0.121	0.130	4.32	4.23	0.173	11.1	10.7
29	29 13C2-PFTeDA	714.8 > 669.6	1.96e3	7.52e3	0.121	1.018	4.66	4.57	3.26	26.5	25.6
30	30 13C4-PFBA	217 > 171.8	2.43e4	2.43e4	0.121	1.000	1.43	1.33	12.5	104	100.0
31	31 13C5-PFHxA	318 > 272.9	4.35e4	4.35e4	0.121	1.000	3.18	3.12	5.00	41.4	100.0
32	32 13C3-PFHxS	401.9 > 79.9	7.03e3	7.03e3	0.121	1.000	3.55	3.45	12.5	104	100.0

MJT 07/13/17

Dataset: U:\Q4.PRO\results\170711M1\170711M1-57.qld

Last Altered: Thursday, July 13, 2017 09:37:22 Pacific Daylight Time

Printed: Thursday, July 13, 2017 09:39:06 Pacific Daylight Time

Name: 170711M1_57, Date: 11-Jul-2017, Time: 20:34:15, ID: 1700803-08 IRPSite5-GW-04GW81S-20170628 0.12065, Description: IRPSite5-GW-04GW81S-20170628

#	Name	Trace	Area	IS Area	Wt./Vol.	RRF	Pred.RT	RT	y Axis Resp.	Conc.	%Rec
33	33 13C8-PFOA	421.3 > 376	3.49e4	3.49e4	0.121	1.000	3.63	3.58	12.5	104	100.0
34	34 13C9-PFNA	472.2 > 426.9	3.54e4	3.54e4	0.121	1.000	3.82	3.75	12.5	104	100.0
35	35 13C4-PFOS	503 > 79.9	5.24e3	5.24e3	0.121	1.000	3.86	3.80	12.5	104	100.0
36	36 13C6-PFDA	519.1 > 473.7	2.73e4	2.73e4	0.121	1.000	4.00	3.93	12.5	104	100.0
37	37 13C7-PFUnA	570.1 > 524.8	7.52e3	7.52e3	0.121	1.000	4.16	4.09	12.5	104	100.0
38	38 Total PFBS	299 > 79.7	0.00e0	4.24e3	0.121		2.92		0.000		
39	39 Total PFHxS	398.9 > 79.6	2.24e2	3.20e3	0.121		3.55		0.877	4.38	
40	40 Total PFOA	413 > 368.7	1.12e3	4.00e4	0.121		3.63		0.314	1.43	
41	41 Total PFOS	499 > 79.9	1.07e2	5.48e3	0.121		3.86		0.243	1.61	
42	42 Total N-Me-FOSAA	570.1 > 419	0.00e0	1.66e3	0.121		4.20		0.000		
43	43 Total N-EtFOSAA	584.2 > 419	0.00e0	1.05e3	0.121		4.30		0.000		

Dataset: U:\Q4.PRO\results\170711M1\170711M1-57.qld

Last Altered: Thursday, July 13, 2017 09:37:22 Pacific Daylight Time

Printed: Thursday, July 13, 2017 09:39:06 Pacific Daylight Time

Method: U:\Q4.PRO\MethDB\PFAS_L14-7-5-17.mdb 10 Jul 2017 08:06:14

Calibration: U:\Q4.PRO\CurveDB\C18_VAL-PFAS_Q4_7-10-17-L14.cdb 11 Jul 2017 08:36:22

Name: 170711M1_57, Date: 11-Jul-2017, Time: 20:34:15, ID: 1700803-08 IRPSite5-GW-04GW81S-20170628 0.12065, Description: IRPSite5-GW-04GW81S-20170628

Total PFBS

#	Name	Trace	RT	Area	IS Area	Response	Primary Flags	Conc.
1								

Total PFHxS

#	Name	Trace	RT	Area	IS Area	Response	Primary Flags	Conc.
1	4 PFHxS	398.9 > 79.6	3.45	224.249	3195.837	0.877	bb	4.4

Total PFOA

#	Name	Trace	RT	Area	IS Area	Response	Primary Flags	Conc.
1	5 PFOA	413 > 368.7	3.58	1003.136	39985.777	0.314	MM	1.4
2	40 Total PFOA	413 > 368.7	3.54	117.046	39985.777	0.037	MMI	

Total PFOS

#	Name	Trace	RT	Area	IS Area	Response	Primary Flags	Conc.
1	7 PFOS	499 > 79.9	3.75	106.536	5475.312	0.243	MM	1.6

Total N-Me-FOSAA

#	Name	Trace	RT	Area	IS Area	Response	Primary Flags	Conc.
1								

Total N-EtFOSAA

#	Name	Trace	RT	Area	IS Area	Response	Primary Flags	Conc.
1								

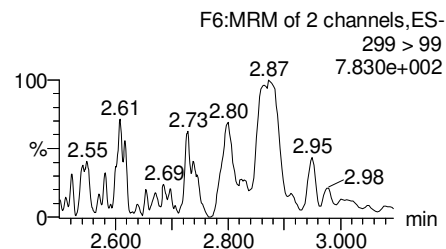
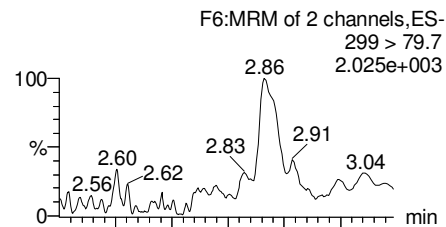
Dataset: U:\Q4.PRO\results\170711M1\170711M1-57.qld

Last Altered: Thursday, July 13, 2017 09:37:22 Pacific Daylight Time
Printed: Thursday, July 13, 2017 09:39:06 Pacific Daylight Time

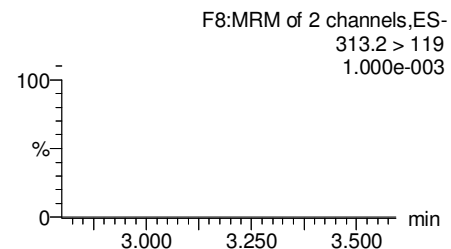
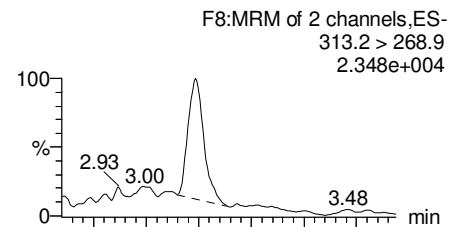
Method: U:\Q4.PRO\MethDB\PFAS_L14-7-5-17.mdb 10 Jul 2017 08:06:14
Calibration: U:\Q4.PRO\CurveDB\C18_VAL-PFAS_Q4_7-10-17-L14.cdb 11 Jul 2017 08:36:22

Name: 170711M1_57, Date: 11-Jul-2017, Time: 20:34:15, ID: 1700803-08 IRPSite5-GW-04GW81S-20170628 0.12065, Description: IRPSite5-GW-04GW81S-20170628

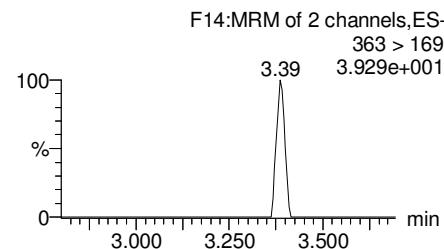
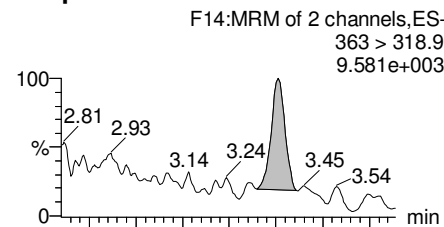
Total PFBS



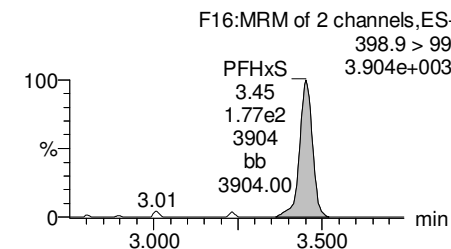
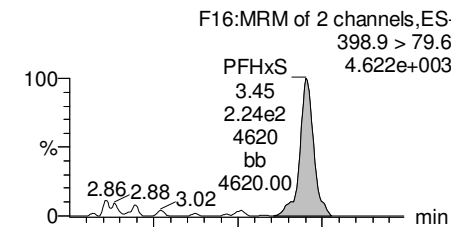
PFHxA



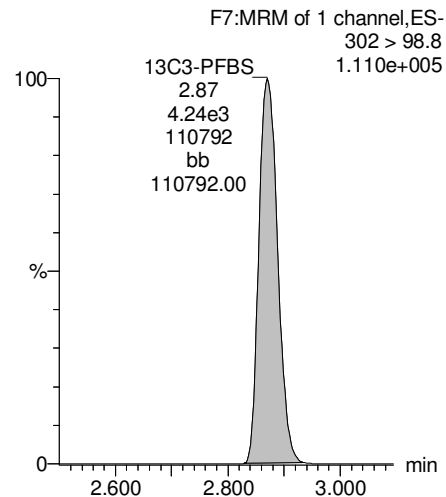
PFHpA



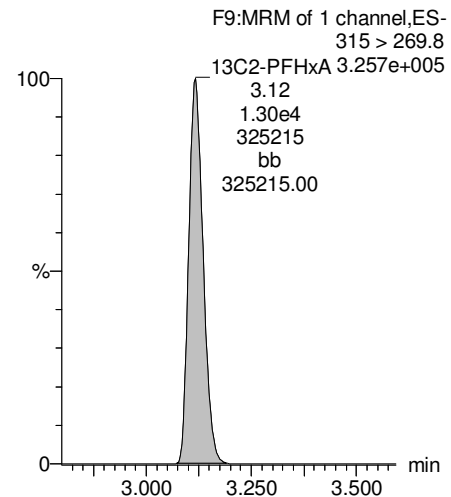
Total PFHxS



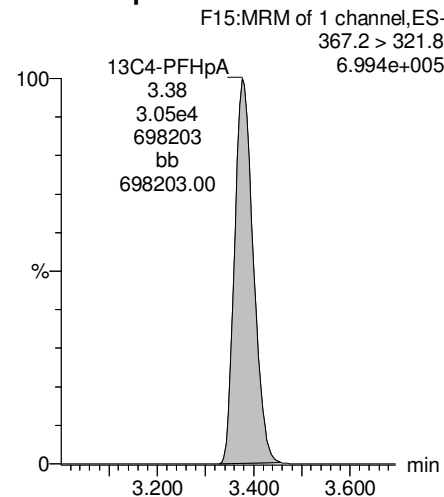
13C3-PFBS



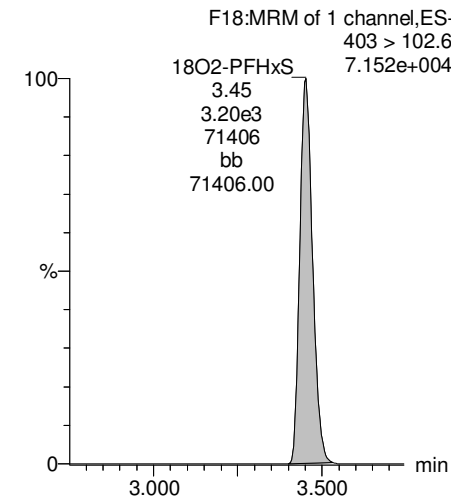
13C2-PFHxA



13C4-PFHpA



18O2-PFHxS



Dataset: U:\Q4.PRO\results\170711M1\170711M1-57.qld

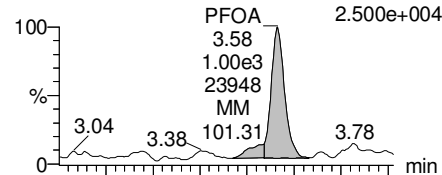
Last Altered: Thursday, July 13, 2017 09:37:22 Pacific Daylight Time

Printed: Thursday, July 13, 2017 09:39:06 Pacific Daylight Time

Name: 170711M1_57, Date: 11-Jul-2017, Time: 20:34:15, ID: 1700803-08 IRPSite5-GW-04GW81S-20170628 0.12065, Description: IRPSite5-GW-04GW81S-20170628

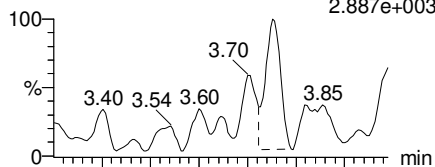
Total PFOA

F19:MRM of 2 channels,ES-
413 > 368.7
2.500e+004



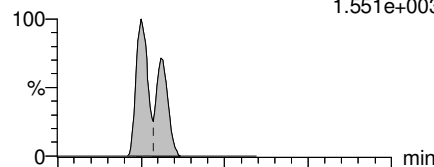
PFNA

F25:MRM of 2 channels,ES-
462.9 > 418.8
2.887e+003



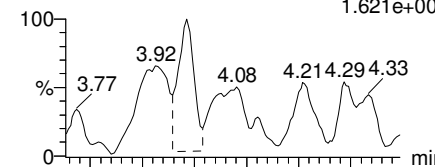
Total PFOS

F30:MRM of 2 channels,ES-
499 > 79.9
1.551e+003

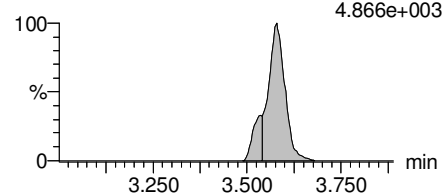


PFDA

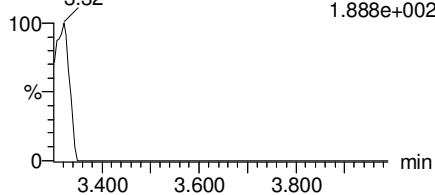
F35:MRM of 2 channels,ES-
513 > 468.8
1.621e+003



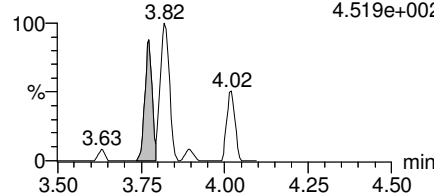
F19:MRM of 2 channels,ES-
413 > 169
4.866e+003



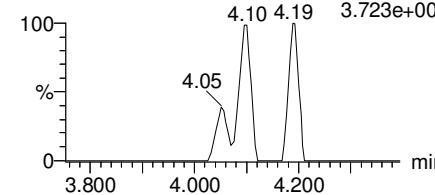
F25:MRM of 2 channels,ES-
462.9 > 219
1.888e+002



F30:MRM of 2 channels,ES-
499 > 99
4.519e+002

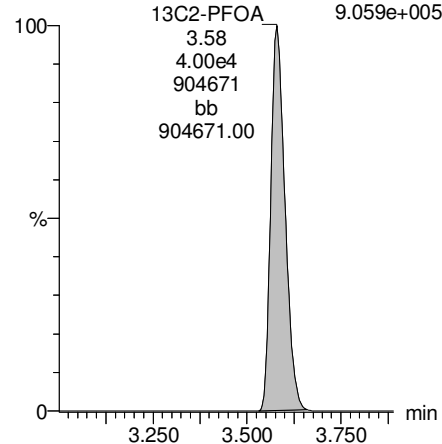


F35:MRM of 2 channels,ES-
513 > 219
3.723e+001



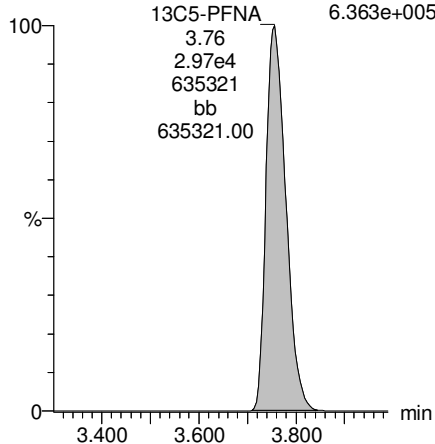
13C2-PFOA

F20:MRM of 1 channel,ES-
414.9 > 369.7
9.059e+005



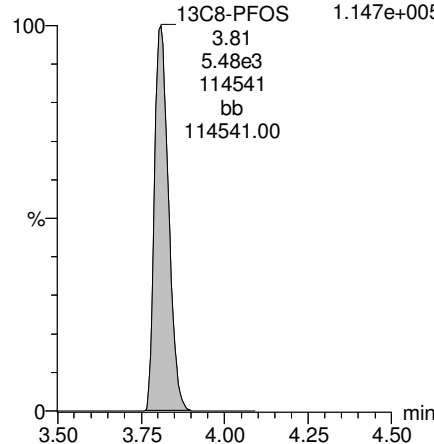
13C5-PFNA

F26:MRM of 1 channel,ES-
468.2 > 422.9
6.363e+005



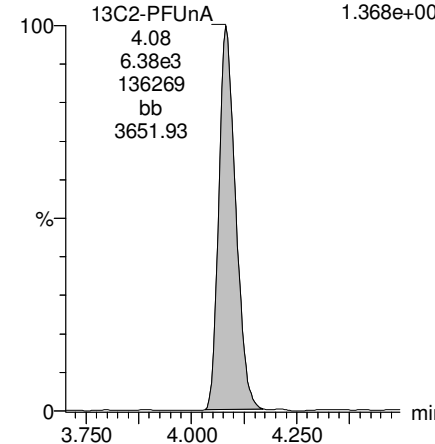
13C8-PFOS

F33:MRM of 1 channel,ES-
507 > 79.9
1.147e+005



13C2-PFUnA

F44:MRM of 1 channel,ES-
565 > 519.8
1.368e+005



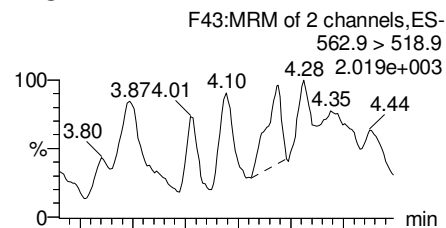
Dataset: U:\Q4.PRO\results\170711M1\170711M1-57.qld

Last Altered: Thursday, July 13, 2017 09:37:22 Pacific Daylight Time

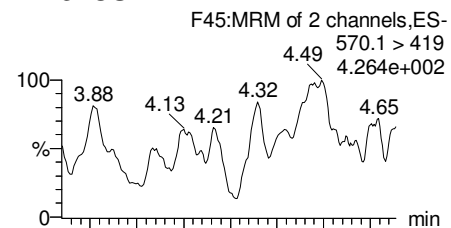
Printed: Thursday, July 13, 2017 09:39:06 Pacific Daylight Time

Name: 170711M1_57, Date: 11-Jul-2017, Time: 20:34:15, ID: 1700803-08 IRPSite5-GW-04GW81S-20170628 0.12065, Description: IRPSite5-GW-04GW81S-20170628

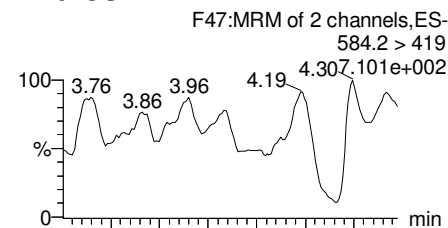
PFUnA



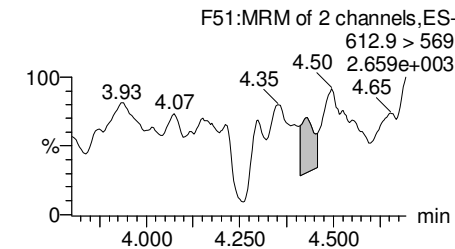
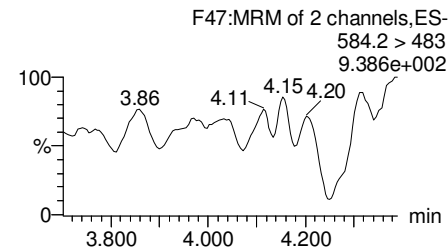
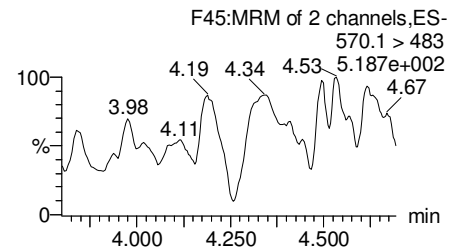
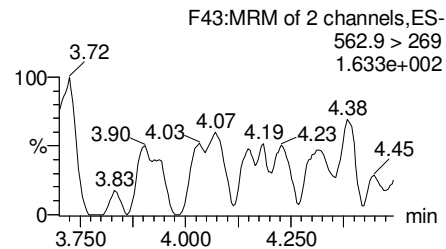
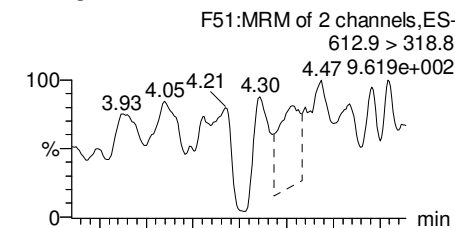
N-MeFOSAA



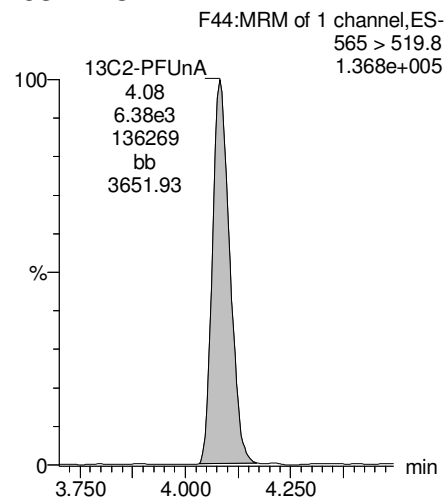
N-EtFOSAA



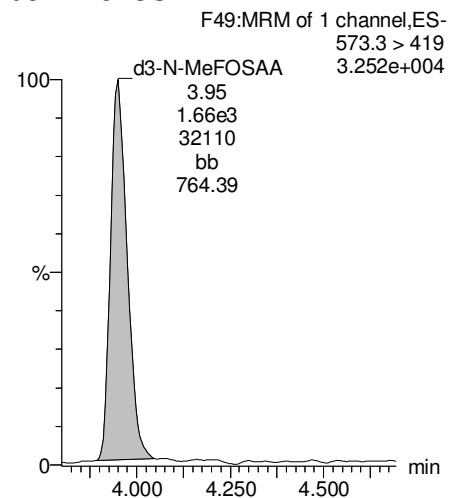
PFDoA



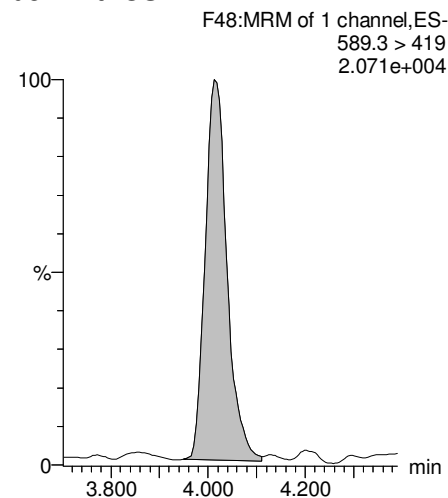
13C2-PFUnA



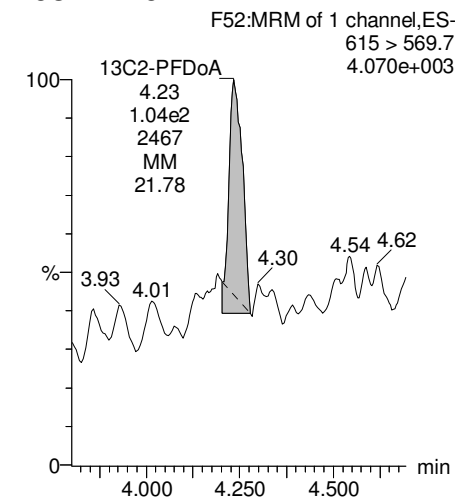
d3-N-MeFOSAA



d5-N-EtFOSAA



13C2-PFDoA



Dataset: U:\Q4.PRO\results\170711M1\170711M1-57.qld

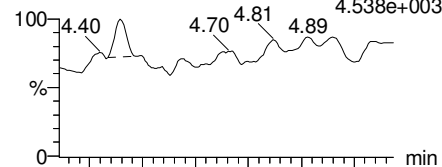
Last Altered: Thursday, July 13, 2017 09:37:22 Pacific Daylight Time

Printed: Thursday, July 13, 2017 09:39:06 Pacific Daylight Time

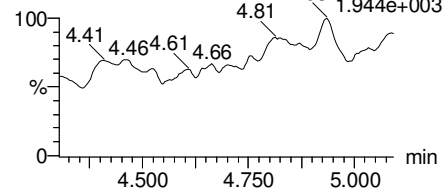
Name: 170711M1_57, Date: 11-Jul-2017, Time: 20:34:15, ID: 1700803-08 IRPSite5-GW-04GW81S-20170628 0.12065, Description: IRPSite5-GW-04GW81S-20170628

PFTeDA

F58:MRM of 4 channels,ES-
712.9 > 668.8
4.538e+003

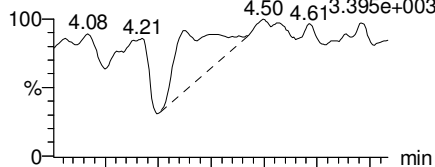


F58:MRM of 4 channels,ES-
712.9 > 369
1.944e+003

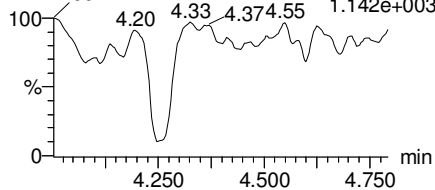


PFTrDA

F57:MRM of 2 channels,ES-
662.9 > 618.9
3.395e+003

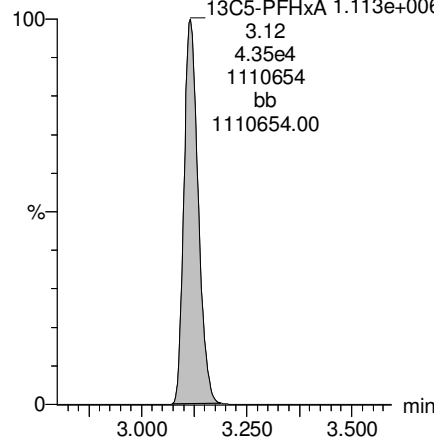


F57:MRM of 2 channels,ES-
662.9 > 319
1.142e+003



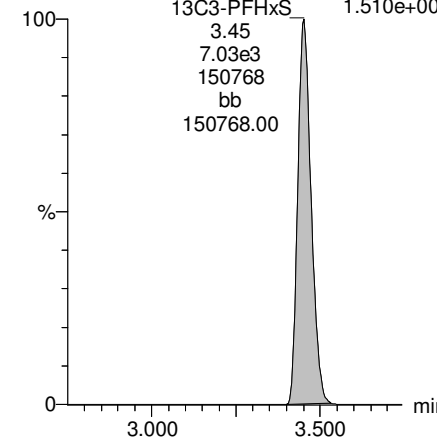
13C5-PFHxA

F10:MRM of 1 channel,ES-
318 > 272.9
1.113e+006



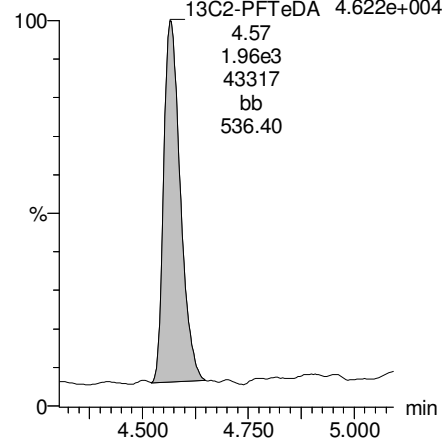
13C3-PFHxS

F17:MRM of 1 channel,ES-
401.9 > 79.9
1.510e+005



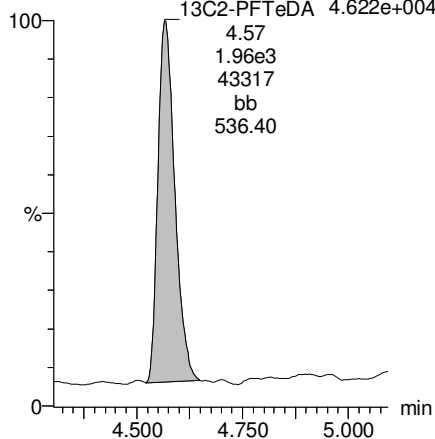
13C2-PFTeDA

F59:MRM of 2 channels,ES-
714.8 > 669.6
4.622e+004



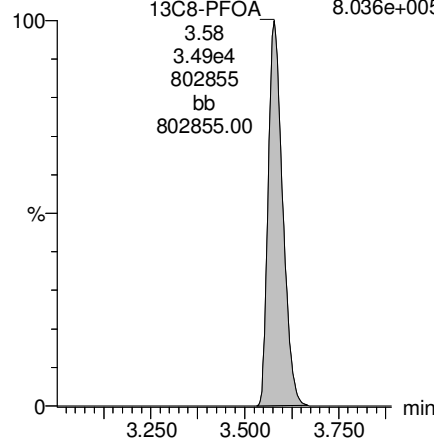
13C2-PFTeDA

F59:MRM of 2 channels,ES-
714.8 > 669.6
4.622e+004



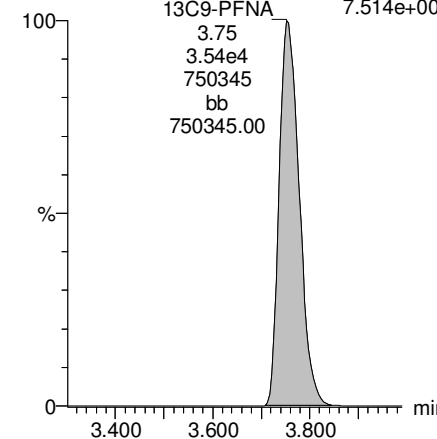
13C8-PFOA

F21:MRM of 1 channel,ES-
421.3 > 376
8.036e+005



13C9-PFNA

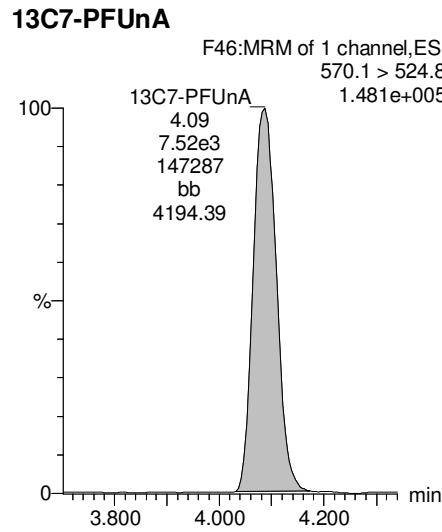
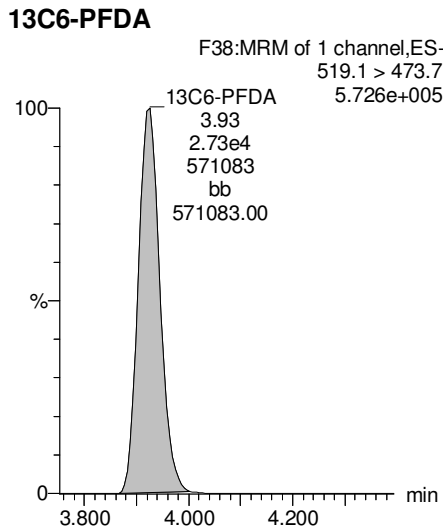
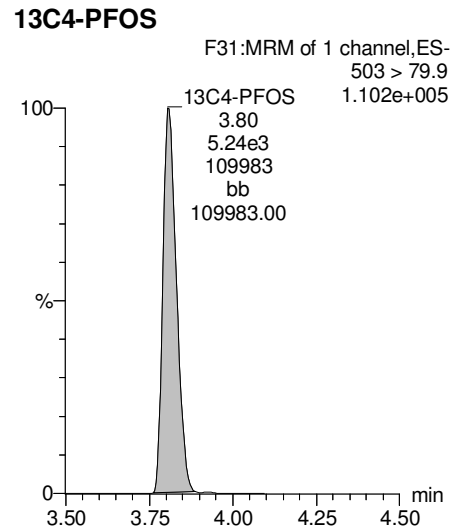
F27:MRM of 1 channel,ES-
472.2 > 426.9
7.514e+005



Dataset: U:\Q4.PRO\results\170711M1\170711M1-57.qld

Last Altered: Thursday, July 13, 2017 09:37:22 Pacific Daylight Time
Printed: Thursday, July 13, 2017 09:39:06 Pacific Daylight Time

Name: 170711M1_57, Date: 11-Jul-2017, Time: 20:34:15, ID: 1700803-08 IRPSite5-GW-04GW81S-20170628 0.12065, Description: IRPSite5-GW-04GW81S-20170628



Dataset: U:\Q4.PRO\results\170711M1\170711M1-58.qld

Last Altered: Thursday, July 13, 2017 09:52:15 Pacific Daylight Time

Printed: Thursday, July 13, 2017 09:53:30 Pacific Daylight Time

Method: U:\Q4.PRO\MethDB\PFAS_L14-7-5-17.mdb 10 Jul 2017 08:06:14

Calibration: U:\Q4.PRO\CurveDB\C18_VAL-PFAS_Q4_7-10-17-L14.cdb 11 Jul 2017 08:36:22

Name: 170711M1_58, Date: 11-Jul-2017, Time: 20:44:53, ID: 1700803-09 IRPSite5-GW-04GW80-20170628 0.11892, Description: IRPSite5-GW-04GW80-20170628

#	Name	Trace	Area	IS Area	Wt./Vol.	RRF	Pred.RT	RT	y Axis Resp.	Conc.	%Rec
1	1 PFBS	299 > 79.7	8.91e2	3.46e3	0.119		2.92	2.87	3.22	12.4	
2	2 PFHxA	313.2 > 268.9	8.07e3	1.05e4	0.119		3.16	3.11	3.85	19.5	
3	3 PFHpA	363 > 318.9	2.52e3	2.28e4	0.119		3.43	3.38	1.38	7.88	
4	4 PFHxS	398.9 > 79.6	7.06e3	2.58e3	0.119		3.55	3.45	34.2	155	
5	5 PFOA	413 > 368.7	6.13e3	2.96e4	0.119		3.63	3.57	2.59	18.3	
6	6 PFNA	462.9 > 418.8		2.38e4	0.119		3.82				
7	7 PFOS	499 > 79.9	6.13e3	6.06e3	0.119		3.86	3.74	12.7	94.3	
8	8 PFDA	513 > 468.8		1.95e4	0.119		4.00				
9	9 PFUnA	562.9 > 518.9		9.99e3	0.119		4.16				
10	10 N-MeFOSAA	570.1 > 419		2.93e3	0.119		4.00				
11	11 N-EtFOSAA	584.2 > 419		2.20e3	0.119		4.08				
12	12 PFDoA	612.9 > 318.8		4.86e2	0.119		4.32				
13	13 PFTrDA	662.9 > 618.9		4.86e2	0.119		4.50				
14	14 PFTeDA	712.9 > 668.8		2.74e3	0.119		4.66				
15	15 13C3-PFBA	216.1 > 171.8	1.66e4	1.77e4	0.119	0.918	1.43	1.33	11.7	107	101.9
16	16 13C3-PFPeA	266 > 221.8	2.49e4	1.77e4	0.119	1.784	2.72	2.63	17.6	82.8	78.7
17	17 13C3-PFBS	302 > 98.8	3.46e3	1.77e4	0.119	0.215	2.92	2.87	2.44	95.3	90.6
18	18 13C2-PFHxA	315 > 269.8	1.05e4	3.14e4	0.119	0.304	3.16	3.11	1.67	46.2	109.9
19	19 13C4-PFHpA	367.2 > 321.8	2.28e4	3.14e4	0.119	0.306	3.43	3.38	3.63	99.9	95.0
20	20 18O2-PFHxS	403 > 102.6	2.58e3	5.69e3	0.119	0.437	3.55	3.45	5.68	109	103.9
21	21 13C2-PFOA	414.9 > 369.7	2.96e4	2.62e4	0.119	1.292	3.63	3.57	14.1	91.9	87.4
22	22 13C5-PFNA	468.2 > 422.9	2.38e4	2.68e4	0.119	0.980	3.82	3.75	11.1	95.3	90.7
23	23 13C8-PFOS	507 > 79.9	6.06e3	4.99e3	0.119	1.098	3.86	3.80	15.2	116	110.6
24	24 13C2-PFDA	515.1 > 469.9	1.95e4	2.50e4	0.119	0.928	4.00	3.91	9.72	88.1	83.8
25	25 13C2-PFUnA	565 > 519.8	9.99e3	1.02e4	0.119	1.083	4.16	4.08	12.2	94.8	90.2
26	26 d3-N-MeFOSAA	573.3 > 419	2.93e3	1.02e4	0.119	0.224	4.00	3.94	3.58	134	127.6
27	27 d5-N-EtFOSAA	589.3 > 419	2.20e3	1.02e4	0.119	0.230	4.08	4.01	2.69	98.4	93.6
28	28 13C2-PFDoA	615 > 569.7	4.86e2	1.02e4	0.119	0.130	4.32	4.23	0.594	38.4	36.6
29	29 13C2-PFTeDA	714.8 > 669.6	2.74e3	1.02e4	0.119	1.018	4.66	4.57	3.35	27.6	26.3
30	30 13C4-PFBA	217 > 171.8	1.77e4	1.77e4	0.119	1.000	1.43	1.33	12.5	105	100.0
31	31 13C5-PFHxA	318 > 272.9	3.14e4	3.14e4	0.119	1.000	3.18	3.11	5.00	42.0	100.0
32	32 13C3-PFHxS	401.9 > 79.9	5.69e3	5.69e3	0.119	1.000	3.55	3.45	12.5	105	100.0

MJT 07/13/17

Dataset: U:\Q4.PRO\results\170711M1\170711M1-58.qld

Last Altered: Thursday, July 13, 2017 09:52:15 Pacific Daylight Time

Printed: Thursday, July 13, 2017 09:53:30 Pacific Daylight Time

Name: 170711M1_58, Date: 11-Jul-2017, Time: 20:44:53, ID: 1700803-09 IRPSite5-GW-04GW80-20170628 0.11892, Description: IRPSite5-GW-04GW80-20170628

#	Name	Trace	Area	IS Area	Wt./Vol.	RRF	Pred.RT	RT	y Axis Resp.	Conc.	%Rec
33	33 13C8-PFOA	421.3 > 376	2.62e4	2.62e4	0.119	1.000	3.63	3.57	12.5	105	100.0
34	34 13C9-PFNA	472.2 > 426.9	2.68e4	2.68e4	0.119	1.000	3.82	3.75	12.5	105	100.0
35	35 13C4-PFOS	503 > 79.9	4.99e3	4.99e3	0.119	1.000	3.86	3.80	12.5	105	100.0
36	36 13C6-PFDA	519.1 > 473.7	2.50e4	2.50e4	0.119	1.000	4.00	3.91	12.5	105	100.0
37	37 13C7-PFUnA	570.1 > 524.8	1.02e4	1.02e4	0.119	1.000	4.16	4.08	12.5	105	100.0
38	38 Total PFBS	299 > 79.7	8.91e2	3.46e3	0.119		2.92		3.22	12.4	
39	39 Total PFHxS	398.9 > 79.6	7.06e3	2.58e3	0.119		3.55		34.2	155	
40	40 Total PFOA	413 > 368.7	6.62e3	2.96e4	0.119		3.63		2.80	18.9	
41	41 Total PFOS	499 > 79.9	6.13e3	6.06e3	0.119		3.86		12.7	94.3	
42	42 Total N-Me-FOSAA	570.1 > 419	0.00e0	2.93e3	0.119		4.20		0.000		
43	43 Total N-EtFOSAA	584.2 > 419	0.00e0	2.20e3	0.119		4.30		0.000		

Vista Analytical Laboratory

Reviewed: WJL 7/19/2017

Dataset: U:\Q4.PRO\results\170711M1\170711M1-58.qld

Last Altered: Thursday, July 13, 2017 09:52:15 Pacific Daylight Time

Printed: Thursday, July 13, 2017 09:53:30 Pacific Daylight Time

Method: U:\Q4.PRO\MethDB\PFAS_L14-7-5-17.mdb 10 Jul 2017 08:06:14

Calibration: U:\Q4.PRO\CurveDB\C18_VAL-PFAS_Q4_7-10-17-L14.cdb 11 Jul 2017 08:36:22

Name: 170711M1_58, Date: 11-Jul-2017, Time: 20:44:53, ID: 1700803-09 IRPSite5-GW-04GW80-20170628 0.11892, Description: IRPSite5-GW-04GW80-20170628

Total PFBS

#	Name	Trace	RT	Area	IS Area	Response	Primary Flags	Conc.
1	1 PFBS	299 > 79.7	2.87	891.061	3457.406	3.222	bb	12.4

Total PFHxS

#	Name	Trace	RT	Area	IS Area	Response	Primary Flags	Conc.
1	4 PFHxS	398.9 > 79.6	3.45	7060.891	2584.454	34.151	MM	154.6

Total PFOA

#	Name	Trace	RT	Area	IS Area	Response	Primary Flags	Conc.
1	5 PFOA	413 > 368.7	3.57	6132.433	29617.059	2.588	db	18.3
2	40 Total PFOA	413 > 368.7	3.52	491.528	29617.059	0.207	bd	0.7

Total PFOS

#	Name	Trace	RT	Area	IS Area	Response	Primary Flags	Conc.
1	7 PFOS	499 > 79.9	3.74	6130.564	6057.152	12.651	MM	94.3

Total N-Me-FOSAA

#	Name	Trace	RT	Area	IS Area	Response	Primary Flags	Conc.
1								

Total N-EtFOSAA

#	Name	Trace	RT	Area	IS Area	Response	Primary Flags	Conc.
1								

Dataset: U:\Q4.PRO\results\170711M1\170711M1-58.qld

Last Altered: Thursday, July 13, 2017 09:52:15 Pacific Daylight Time

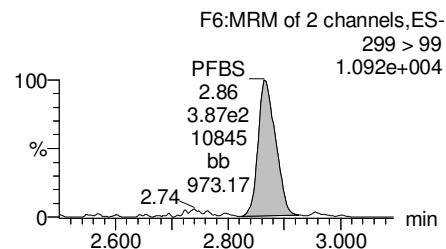
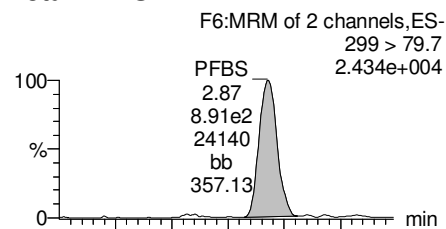
Printed: Thursday, July 13, 2017 09:53:30 Pacific Daylight Time

Method: U:\Q4.PRO\MethDB\PFAS_L14-7-5-17.mdb 10 Jul 2017 08:06:14

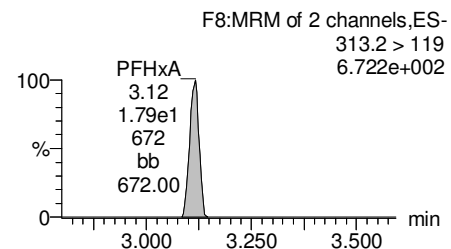
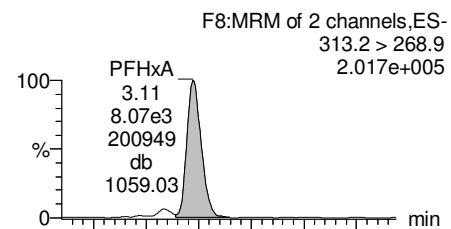
Calibration: U:\Q4.PRO\CurveDB\C18_VAL-PFAS_Q4_7-10-17-L14.cdb 11 Jul 2017 08:36:22

Name: 170711M1_58, Date: 11-Jul-2017, Time: 20:44:53, ID: 1700803-09 IRPSite5-GW-04GW80-20170628 0.11892, Description: IRPSite5-GW-04GW80-20170628

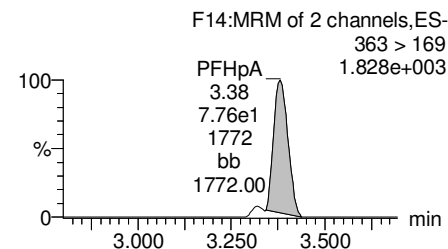
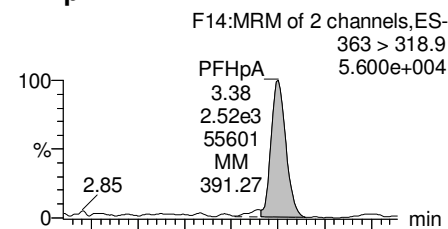
Total PFBS



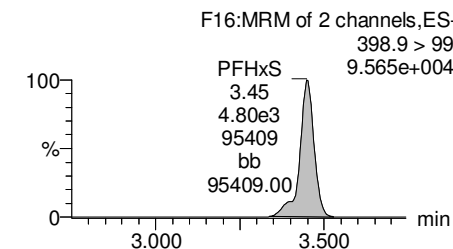
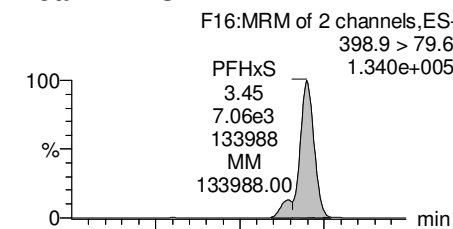
PFHxA



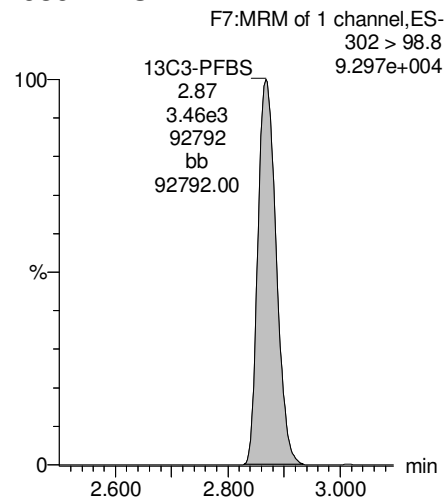
PFHpA



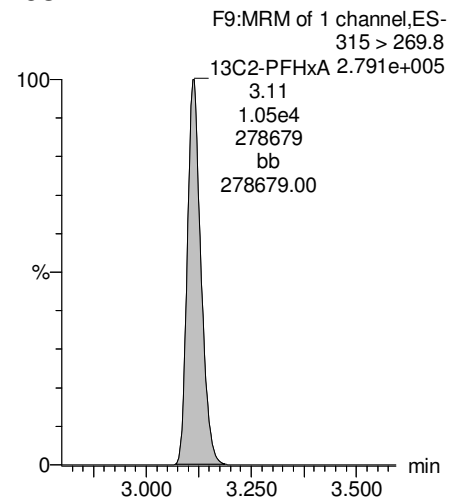
Total PFHxS



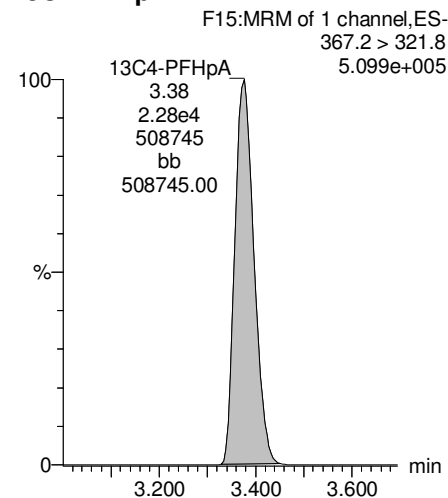
13C3-PFBS



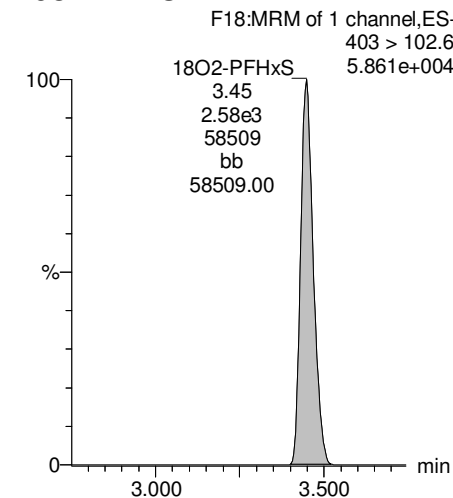
13C2-PFHxA



13C4-PFHpA



18O2-PFHxS



Dataset: U:\Q4.PRO\results\170711M1\170711M1-58.qld

Last Altered: Thursday, July 13, 2017 09:52:15 Pacific Daylight Time

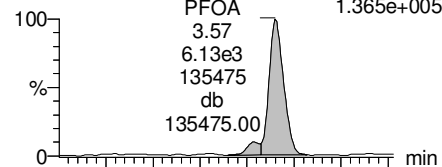
Printed: Thursday, July 13, 2017 09:53:30 Pacific Daylight Time

Name: 170711M1_58, Date: 11-Jul-2017, Time: 20:44:53, ID: 1700803-09 IRPSite5-GW-04GW80-20170628 0.11892, Description: IRPSite5-GW-04GW80-20170628

Total PFOA

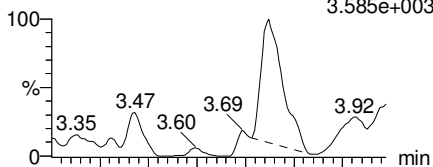
F19:MRM of 2 channels,ES-
413 > 368.7
1.365e+005

PFOA
3.57
6.13e3
135475
db
135475.00



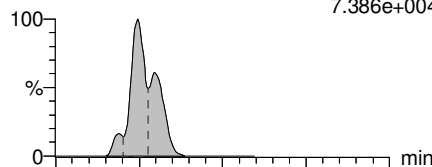
PFNA

F25:MRM of 2 channels,ES-
462.9 > 418.8
3.585e+003



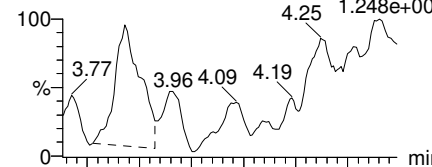
Total PFOS

F30:MRM of 2 channels,ES-
499 > 79.9
7.386e+004

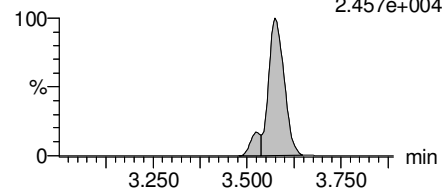


PFDA

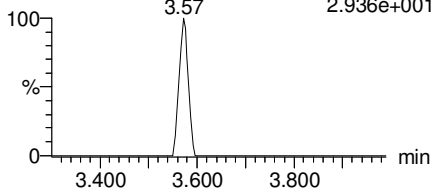
F35:MRM of 2 channels,ES-
513 > 468.8
1.248e+003



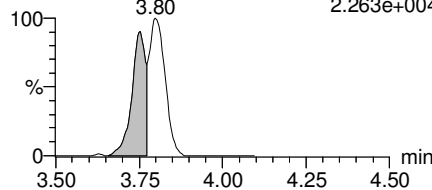
F19:MRM of 2 channels,ES-
413 > 169
2.457e+004



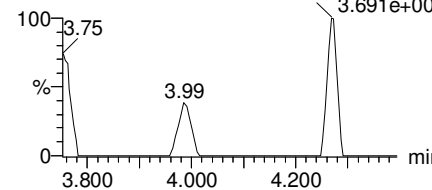
F25:MRM of 2 channels,ES-
462.9 > 219
2.936e+001



F30:MRM of 2 channels,ES-
499 > 99
2.263e+004



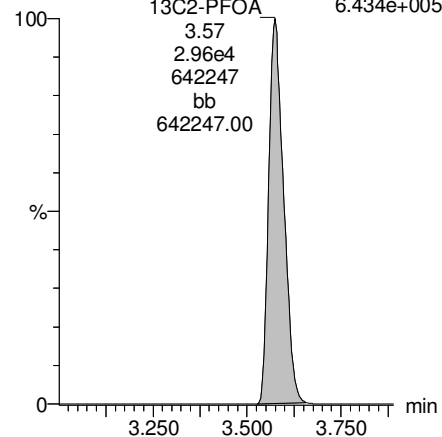
F35:MRM of 2 channels,ES-
513 > 219
3.691e+001



13C2-PFOA

F20:MRM of 1 channel,ES-
414.9 > 369.7
6.434e+005

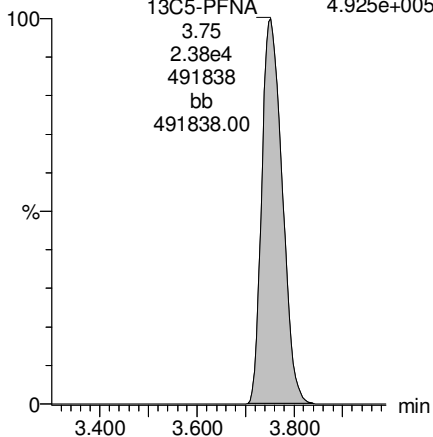
13C2-PFOA
3.57
2.96e4
642247
bb
642247.00



13C5-PFNA

F26:MRM of 1 channel,ES-
468.2 > 422.9
4.925e+005

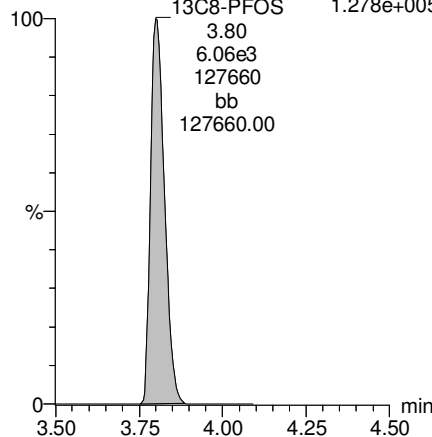
13C5-PFNA
3.75
2.38e4
491838
bb
491838.00



13C8-PFOS

F33:MRM of 1 channel,ES-
507 > 79.9
1.278e+005

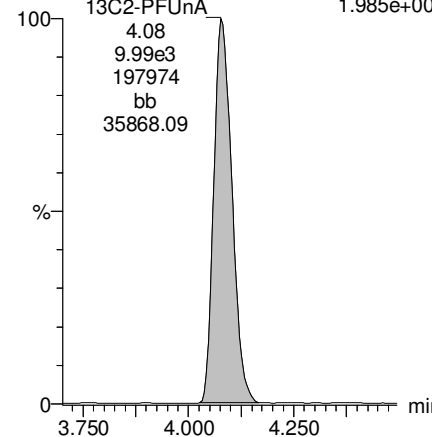
13C8-PFOS
3.80
6.06e3
127660
bb
127660.00



13C2-PFUnA

F44:MRM of 1 channel,ES-
565 > 519.8
1.985e+005

13C2-PFUnA
4.08
9.99e3
197974
bb
35868.09

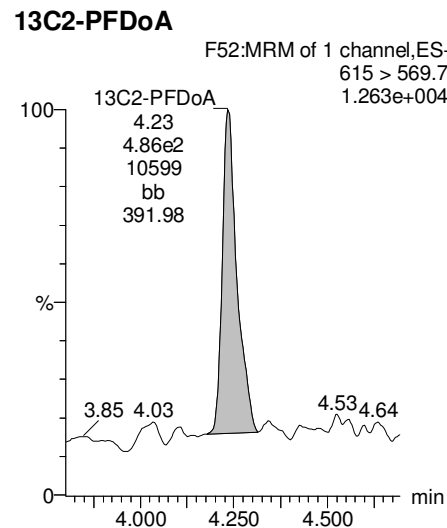
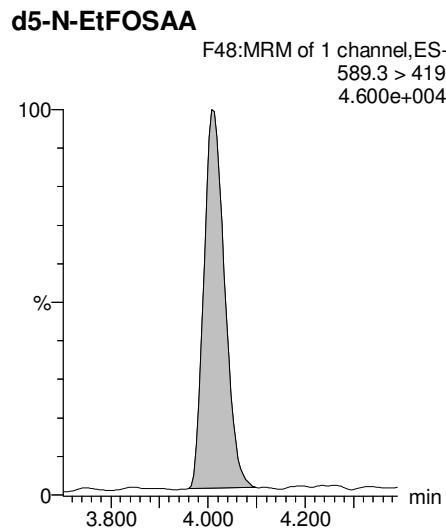
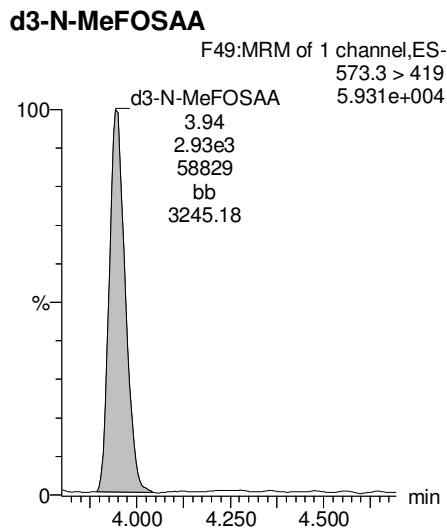
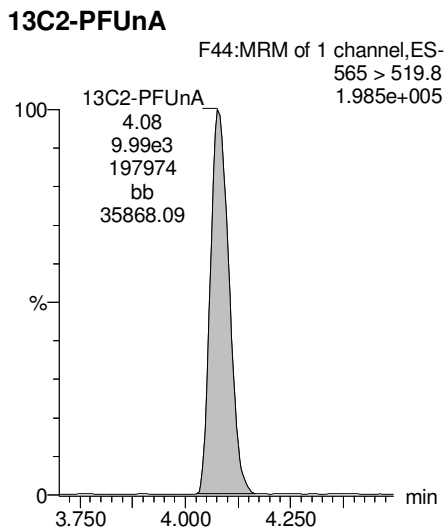
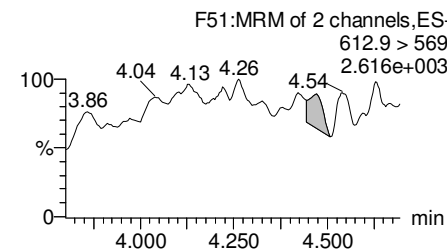
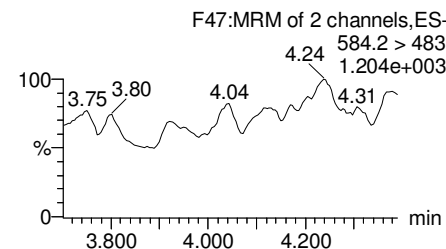
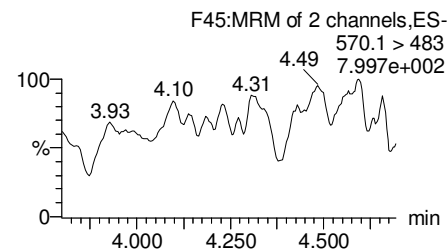
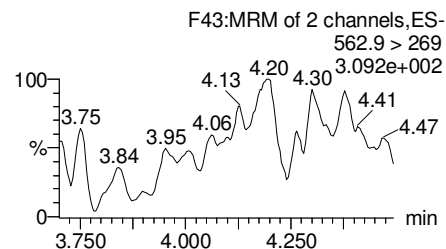
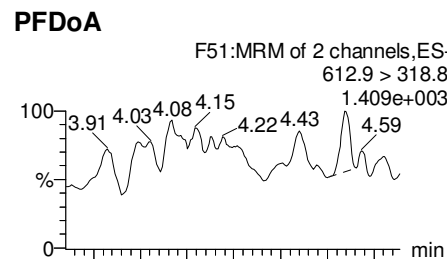
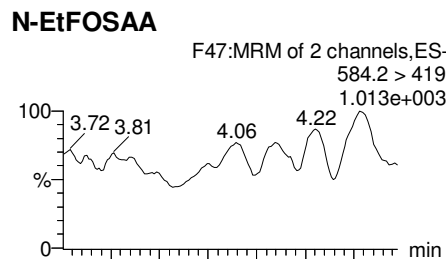
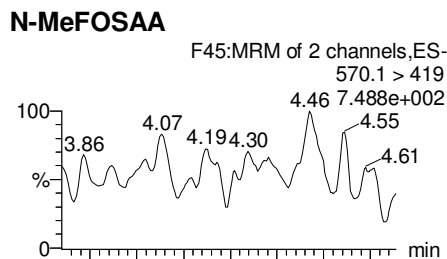
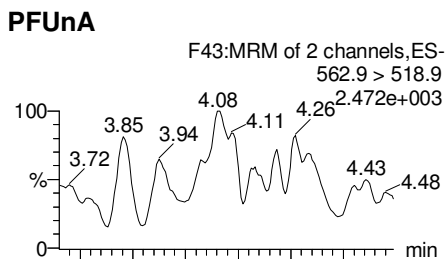


Dataset: U:\Q4.PRO\results\170711M1\170711M1-58.qld

Last Altered: Thursday, July 13, 2017 09:52:15 Pacific Daylight Time

Printed: Thursday, July 13, 2017 09:53:30 Pacific Daylight Time

Name: 170711M1_58, Date: 11-Jul-2017, Time: 20:44:53, ID: 1700803-09 IRPSite5-GW-04GW80-20170628 0.11892, Description: IRPSite5-GW-04GW80-20170628



Dataset: U:\Q4.PRO\results\170711M1\170711M1-58.qld

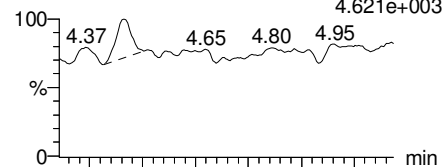
Last Altered: Thursday, July 13, 2017 09:52:15 Pacific Daylight Time

Printed: Thursday, July 13, 2017 09:53:30 Pacific Daylight Time

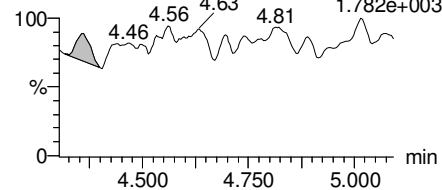
Name: 170711M1_58, Date: 11-Jul-2017, Time: 20:44:53, ID: 1700803-09 IRPSite5-GW-04GW80-20170628 0.11892, Description: IRPSite5-GW-04GW80-20170628

PFTeDA

F58:MRM of 4 channels,ES-
712.9 > 668.8
4.621e+003

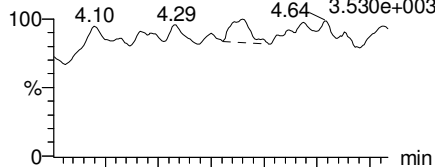


F58:MRM of 4 channels,ES-
712.9 > 369
1.782e+003

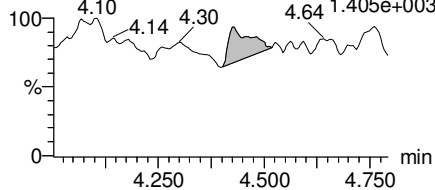


PFTrDA

F57:MRM of 2 channels,ES-
662.9 > 618.9
3.530e+003

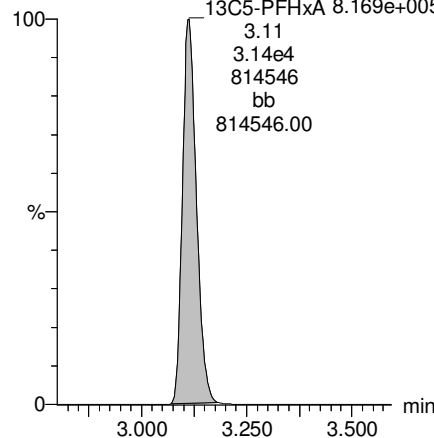


F57:MRM of 2 channels,ES-
662.9 > 319
1.405e+003



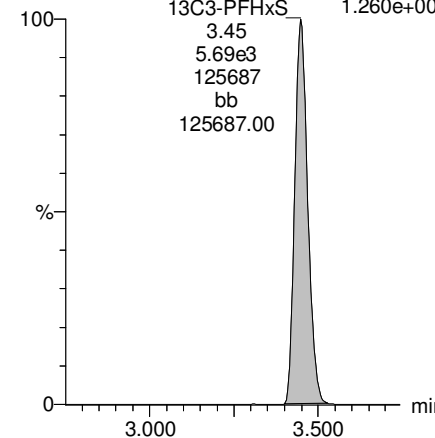
13C5-PFHxA

F10:MRM of 1 channel,ES-
318 > 272.9
8.169e+005



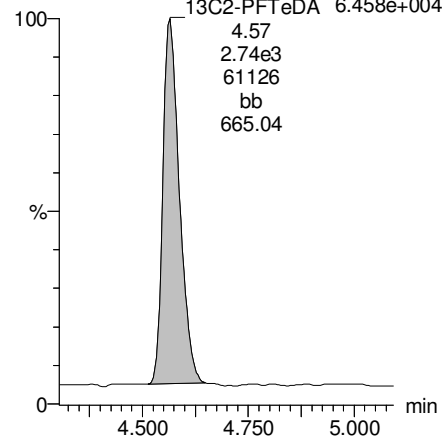
13C3-PFHxS

F17:MRM of 1 channel,ES-
401.9 > 79.9
1.260e+005



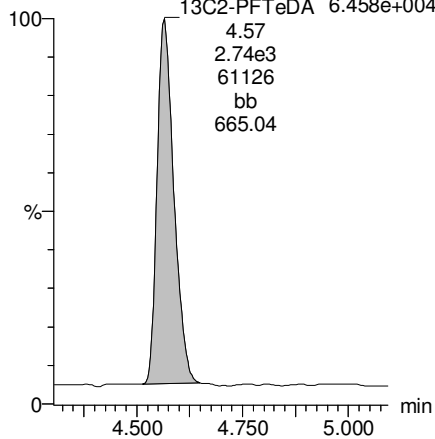
13C2-PFTeDA

F59:MRM of 2 channels,ES-
714.8 > 669.6
6.458e+004



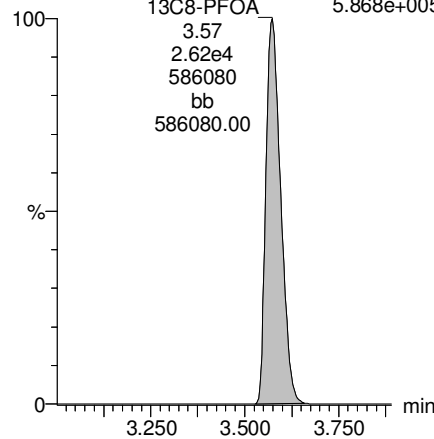
13C2-PFTeDA

F59:MRM of 2 channels,ES-
714.8 > 669.6
6.458e+004



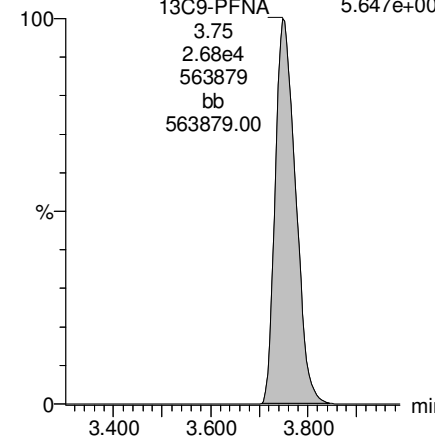
13C8-PFOA

F21:MRM of 1 channel,ES-
421.3 > 376
5.868e+005



13C9-PFNA

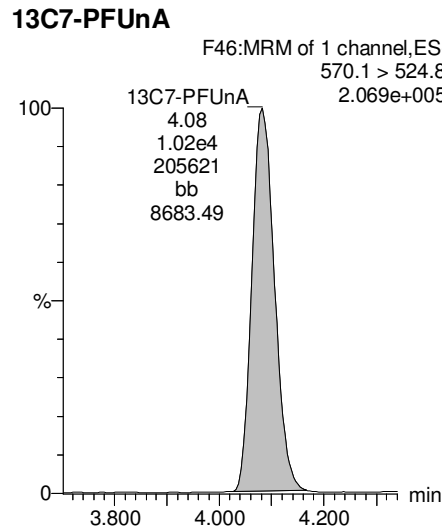
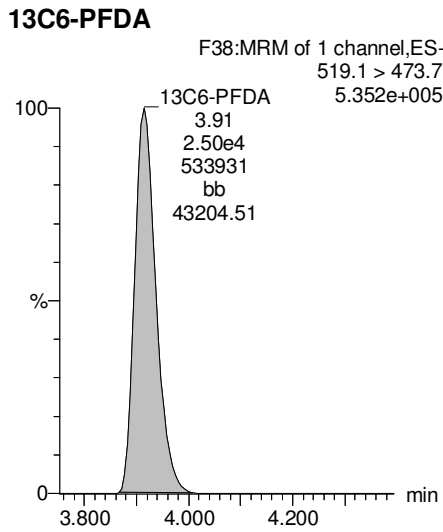
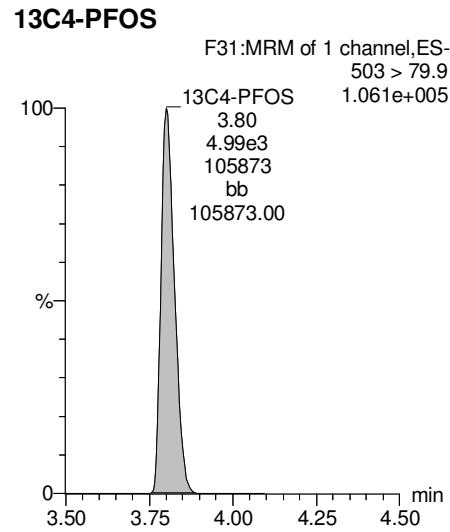
F27:MRM of 1 channel,ES-
472.2 > 426.9
5.647e+005



Dataset: U:\Q4.PRO\results\170711M1\170711M1-58.qld

Last Altered: Thursday, July 13, 2017 09:52:15 Pacific Daylight Time
Printed: Thursday, July 13, 2017 09:53:30 Pacific Daylight Time

Name: 170711M1_58, Date: 11-Jul-2017, Time: 20:44:53, ID: 1700803-09 IRPSite5-GW-04GW80-20170628 0.11892, Description: IRPSite5-GW-04GW80-20170628



Dataset: U:\Q4.PRO\results\170711M1\170711M1-59.qld

Last Altered: Thursday, July 13, 2017 10:02:07 Pacific Daylight Time

Printed: Thursday, July 13, 2017 10:05:58 Pacific Daylight Time

Method: U:\Q4.PRO\MethDB\PFAS_L14-7-5-17.mdb 10 Jul 2017 08:06:14

Calibration: U:\Q4.PRO\CurveDB\C18_VAL-PFAS_Q4_7-10-17-L14.cdb 11 Jul 2017 08:36:22

Name: 170711M1_59, Date: 11-Jul-2017, Time: 20:55:31, ID: B7G0014-MS1 Matrix Spike 0.12163, Description: Matrix Spike

#	Name	Trace	Area	IS Area	Wt./Vol.	RRF	Pred.RT	RT	y Axis Resp.	Conc.	%Rec
1	1 PFBS	299 > 79.7	5.42e3	3.35e3	0.122		2.92	2.87	20.2	73.4	
2	2 PFHxA	313.2 > 268.9	3.42e4	9.54e3	0.122		3.16	3.11	17.9	89.5	
3	3 PFHpA	363 > 318.9	2.22e4	2.14e4	0.122		3.43	3.38	13.0	74.0	
4	4 PFHxS	398.9 > 79.6	9.78e3	2.27e3	0.122		3.55	3.45	53.8	236	
5	5 PFOA	413 > 368.7	2.79e4	2.81e4	0.122		3.63	3.57	12.4	88.8	
6	6 PFNA	462.9 > 418.8	2.08e4	2.33e4	0.122		3.82	3.75	11.2	67.1	
7	7 PFOS	499 > 79.9	9.77e3	4.59e3	0.122		3.86	3.80	26.6	190	
8	8 PFDA	513 > 468.8	1.74e4	1.75e4	0.122		4.00	3.91	12.4	67.7	
9	9 PFUnA	562.9 > 518.9	4.47e3	7.30e3	0.122		4.16	4.08	7.65	59.5	
10	10 N-MeFOSAA	570.1 > 419	2.42e3	1.84e3	0.122		4.00	3.95	16.5	72.6	
11	11 N-EtFOSAA	584.2 > 419	1.30e3	1.41e3	0.122		4.08	4.01	11.6	70.0	
12	12 PFDoA	612.9 > 318.8	1.40e2	1.88e2	0.122		4.32	4.23	9.32	76.4	
13	13 PFTTrDA	662.9 > 618.9	1.19e3	1.88e2	0.122		4.50	4.40	79.1	48.3	
14	14 PFTeDA	712.9 > 668.8	7.16e2	8.61e2	0.122		4.66	4.56	10.4	67.5	
15	15 13C3-PFBA	216.1 > 171.8	1.56e4	1.66e4	0.122	0.918	1.43	1.33	11.7	105	102.3
16	16 13C3-PFPeA	266 > 221.8	2.37e4	1.66e4	0.122	1.784	2.72	2.63	17.8	82.0	79.8
17	17 13C3-PFBS	302 > 98.8	3.35e3	1.66e4	0.122	0.215	2.92	2.87	2.52	96.2	93.6
18	18 13C2-PFHxA	315 > 269.8	9.54e3	3.02e4	0.122	0.304	3.16	3.11	1.58	42.7	104.0
19	19 13C4-PFHpA	367.2 > 321.8	2.14e4	3.02e4	0.122	0.306	3.43	3.38	3.55	95.3	92.7
20	20 18O2-PFHxS	403 > 102.6	2.27e3	5.17e3	0.122	0.437	3.55	3.45	5.49	103	100.5
21	21 13C2-PFOA	414.9 > 369.7	2.81e4	2.15e4	0.122	1.292	3.63	3.57	16.4	104	101.2
22	22 13C5-PFNA	468.2 > 422.9	2.33e4	2.57e4	0.122	0.980	3.82	3.75	11.3	95.0	92.4
23	23 13C8-PFOS	507 > 79.9	4.59e3	4.47e3	0.122	1.098	3.86	3.80	12.8	96.0	93.5
24	24 13C2-PFDA	515.1 > 469.9	1.75e4	1.93e4	0.122	0.928	4.00	3.91	11.4	101	98.0
25	25 13C2-PFUnA	565 > 519.8	7.30e3	6.94e3	0.122	1.083	4.16	4.08	13.1	99.9	97.2
26	26 d3-N-MeFOSAA	573.3 > 419	1.84e3	6.94e3	0.122	0.224	4.00	3.95	3.31	121	118.1
27	27 d5-N-EtFOSAA	589.3 > 419	1.41e3	6.94e3	0.122	0.230	4.08	4.01	2.53	90.6	88.2
28	28 13C2-PFDoA	615 > 569.7	1.88e2	6.94e3	0.122	0.130	4.32	4.24	0.338	21.4	20.8
29	29 13C2-PFTeDA	714.8 > 669.6	8.61e2	6.94e3	0.122	1.018	4.66	4.56	1.55	12.5	12.2
30	30 13C4-PFBA	217 > 171.8	1.66e4	1.66e4	0.122	1.000	1.43	1.33	12.5	103	100.0
31	31 13C5-PFHxA	318 > 272.9	3.02e4	3.02e4	0.122	1.000	3.18	3.11	5.00	41.1	100.0
32	32 13C3-PFHxS	401.9 > 79.9	5.17e3	5.17e3	0.122	1.000	3.55	3.45	12.5	103	100.0

MJT07/13/17

Dataset: U:\Q4.PRO\results\170711M1\170711M1-59.qld

Last Altered: Thursday, July 13, 2017 10:02:07 Pacific Daylight Time

Printed: Thursday, July 13, 2017 10:05:58 Pacific Daylight Time

Name: 170711M1_59, Date: 11-Jul-2017, Time: 20:55:31, ID: B7G0014-MS1 Matrix Spike 0.12163, Description: Matrix Spike

#	Name	Trace	Area	IS Area	Wt./Vol.	RRF	Pred.RT	RT	y Axis Resp.	Conc.	%Rec
33	33 13C8-PFOA	421.3 > 376	2.15e4	2.15e4	0.122	1.000	3.63	3.58	12.5	103	100.0
34	34 13C9-PFNA	472.2 > 426.9	2.57e4	2.57e4	0.122	1.000	3.82	3.75	12.5	103	100.0
35	35 13C4-PFOS	503 > 79.9	4.47e3	4.47e3	0.122	1.000	3.86	3.80	12.5	103	100.0
36	36 13C6-PFDA	519.1 > 473.7	1.93e4	1.93e4	0.122	1.000	4.00	3.92	12.5	103	100.0
37	37 13C7-PFUnA	570.1 > 524.8	6.94e3	6.94e3	0.122	1.000	4.16	4.08	12.5	103	100.0
38	38 Total PFBS	299 > 79.7	5.44e3	3.35e3	0.122		2.92		20.3	74.1	
39	39 Total PFHxS	398.9 > 79.6	9.78e3	2.27e3	0.122		3.55		53.8	236	
40	40 Total PFOA	413 > 368.7	2.79e4	2.81e4	0.122		3.63		12.4	88.8	
41	41 Total PFOS	499 > 79.9	9.77e3	4.59e3	0.122		3.86		26.6	190	
42	42 Total N-Me-FOSAA	570.1 > 419	2.42e3	1.84e3	0.122		4.20		16.5	72.6	
43	43 Total N-EtFOSAA	584.2 > 419	1.30e3	1.41e3	0.122		4.30		11.6	70.0	

Vista Analytical Laboratory

Reviewed: WJL 7/19/2017

Dataset: U:\Q4.PRO\results\170711M1\170711M1-59.qld

Last Altered: Thursday, July 13, 2017 10:02:07 Pacific Daylight Time

Printed: Thursday, July 13, 2017 10:05:58 Pacific Daylight Time

Method: U:\Q4.PRO\MethDB\PFAS_L14-7-5-17.mdb 10 Jul 2017 08:06:14

Calibration: U:\Q4.PRO\CurveDB\C18_VAL-PFAS_Q4_7-10-17-L14.cdb 11 Jul 2017 08:36:22

Name: 170711M1_59, Date: 11-Jul-2017, Time: 20:55:31, ID: B7G0014-MS1 Matrix Spike 0.12163, Description: Matrix Spike

Total PFBS

#	Name	Trace	RT	Area	IS Area	Response	Primary Flags	Conc.
1	1 PFBS	299 > 79.7	2.87	5420.949	3349.300	20.232	bb	73.4
2	38 Total PFBS	299 > 79.7	2.74	14.886	3349.300	0.056	bb	0.7

Total PFHxS

#	Name	Trace	RT	Area	IS Area	Response	Primary Flags	Conc.
1	4 PFHxS	398.9 > 79.6	3.45	9777.453	2269.948	53.842	MM	236.0

Total PFOA

#	Name	Trace	RT	Area	IS Area	Response	Primary Flags	Conc.
1	5 PFOA	413 > 368.7	3.57	27887.480	28112.367	12.400	bb	88.8

Total PFOS

#	Name	Trace	RT	Area	IS Area	Response	Primary Flags	Conc.
1	7 PFOS	499 > 79.9	3.80	9774.232	4591.801	26.608	MM	190.4

Total N-Me-FOSAA

#	Name	Trace	RT	Area	IS Area	Response	Primary Flags	Conc.
1	10 N-MeFOSAA	570.1 > 419	3.95	2423.729	1839.290	16.472	bb	72.6

Total N-EtFOSAA

#	Name	Trace	RT	Area	IS Area	Response	Primary Flags	Conc.
1	11 N-EtFOSAA	584.2 > 419	4.01	1300.647	1407.596	11.550	bb	70.0

Dataset: U:\Q4.PRO\results\170711M1\170711M1-59.qld

Last Altered: Thursday, July 13, 2017 10:02:07 Pacific Daylight Time

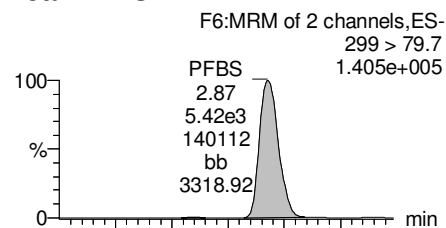
Printed: Thursday, July 13, 2017 10:05:58 Pacific Daylight Time

Method: U:\Q4.PRO\MethDB\PFAS_L14-7-5-17.mdb 10 Jul 2017 08:06:14

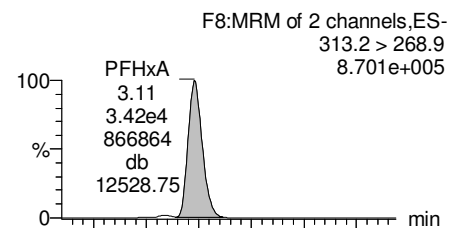
Calibration: U:\Q4.PRO\CurveDB\C18_VAL-PFAS_Q4_7-10-17-L14.cdb 11 Jul 2017 08:36:22

Name: 170711M1_59, Date: 11-Jul-2017, Time: 20:55:31, ID: B7G0014-MS1 Matrix Spike 0.12163, Description: Matrix Spike

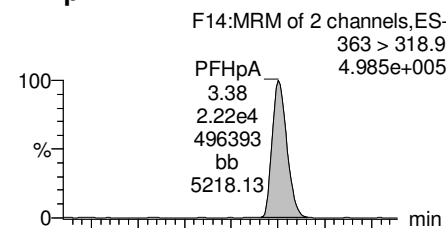
Total PFBS



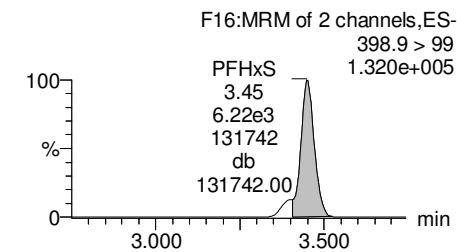
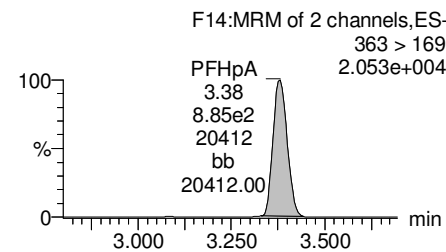
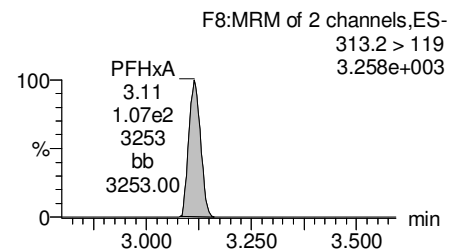
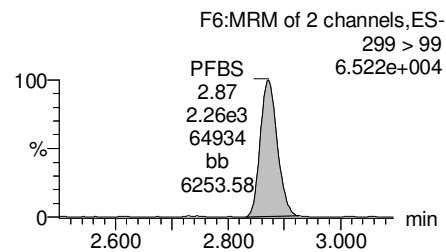
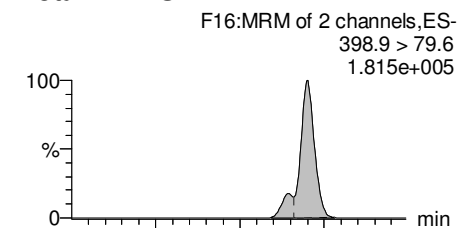
PFHxA



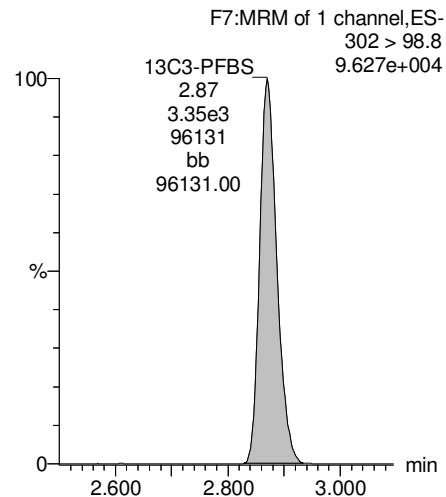
PFHpA



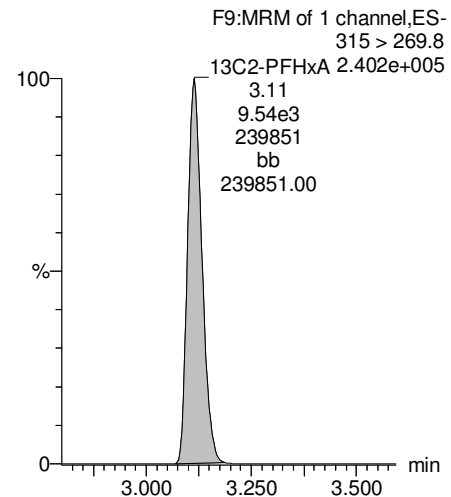
Total PFHxS



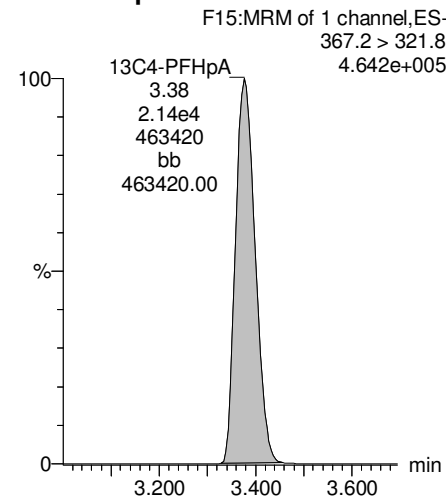
13C3-PFBS



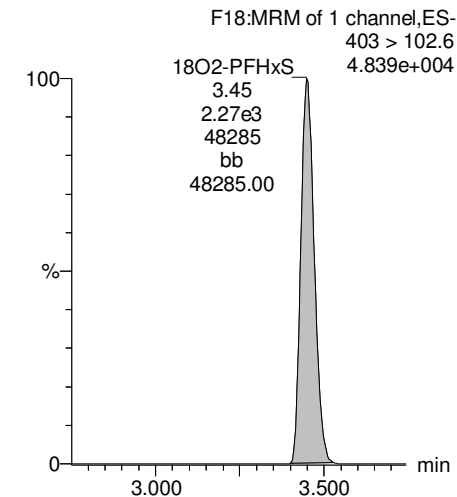
13C2-PFHxA



13C4-PFHpA



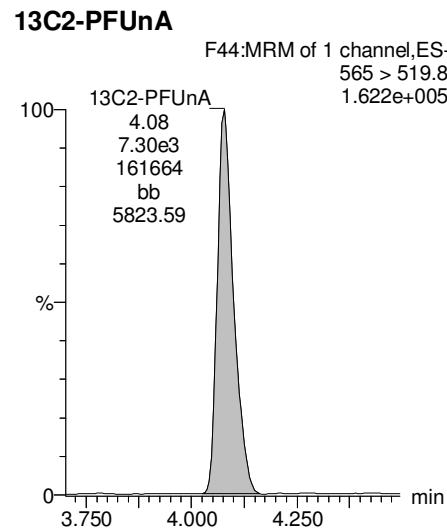
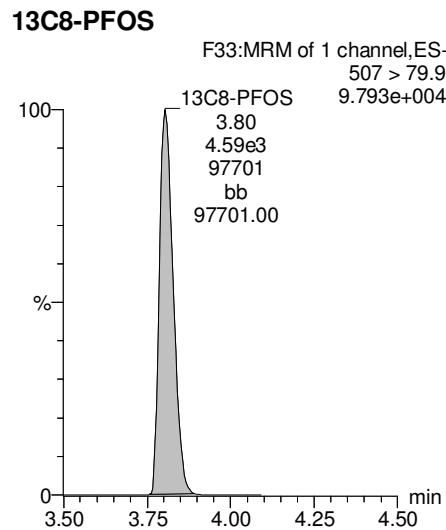
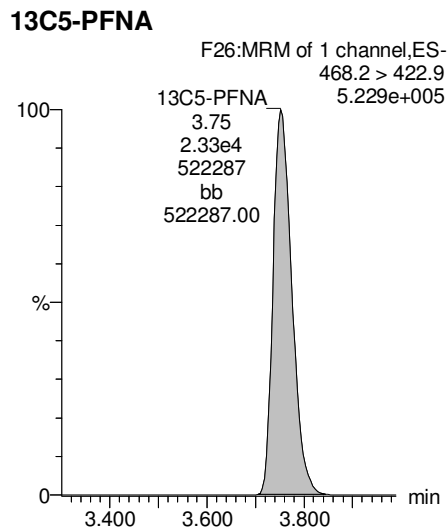
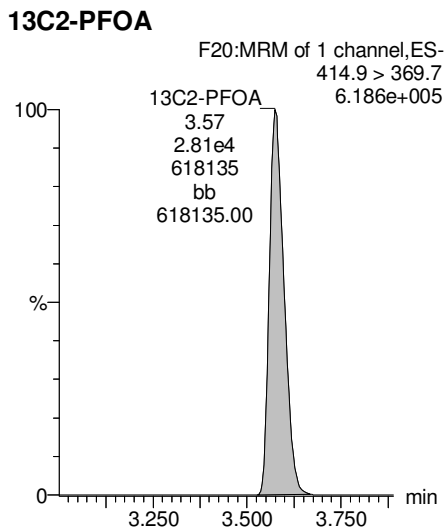
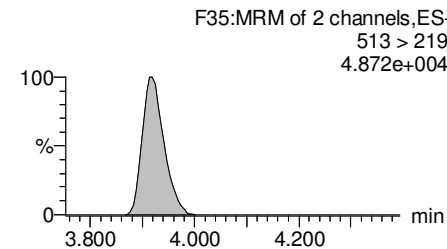
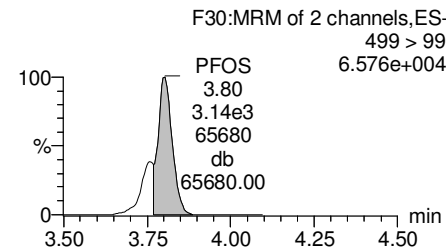
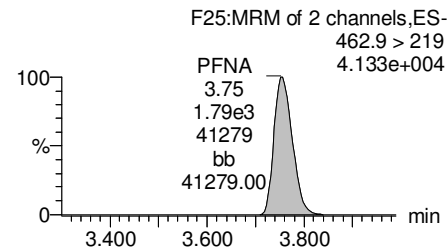
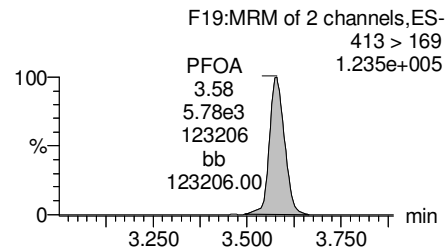
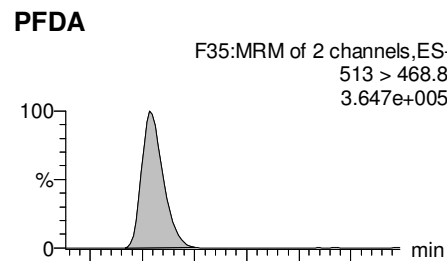
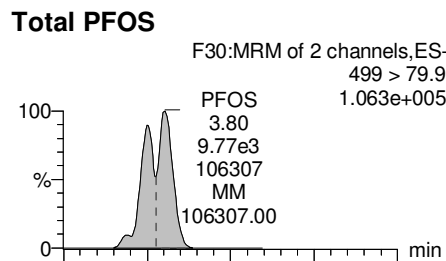
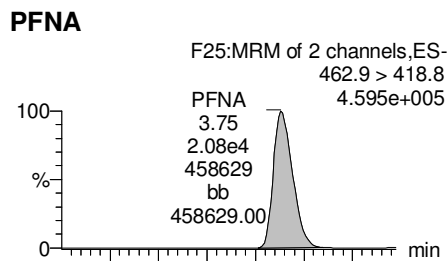
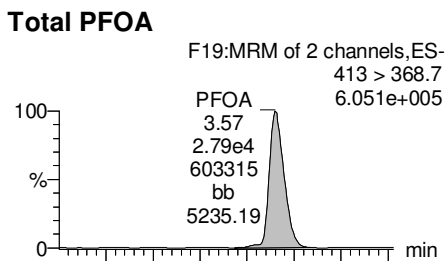
18O2-PFHxS



Dataset: U:\Q4.PRO\results\170711M1\170711M1-59.qld

Last Altered: Thursday, July 13, 2017 10:02:07 Pacific Daylight Time
Printed: Thursday, July 13, 2017 10:05:58 Pacific Daylight Time

Name: 170711M1_59, Date: 11-Jul-2017, Time: 20:55:31, ID: B7G0014-MS1 Matrix Spike 0.12163, Description: Matrix Spike

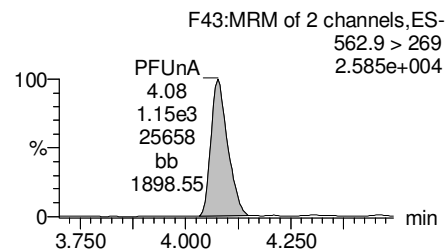
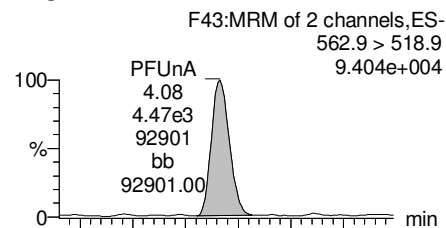


Dataset: U:\Q4.PRO\results\170711M1\170711M1-59.qld

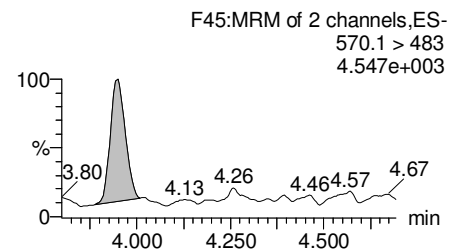
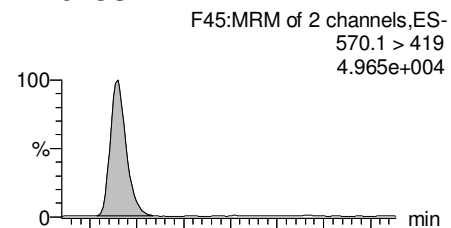
Last Altered: Thursday, July 13, 2017 10:02:07 Pacific Daylight Time
Printed: Thursday, July 13, 2017 10:05:58 Pacific Daylight Time

Name: 170711M1_59, Date: 11-Jul-2017, Time: 20:55:31, ID: B7G0014-MS1 Matrix Spike 0.12163, Description: Matrix Spike

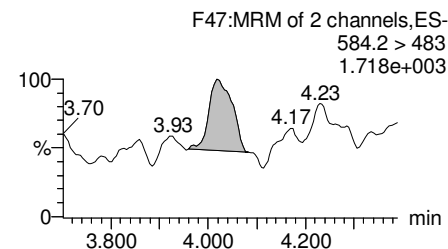
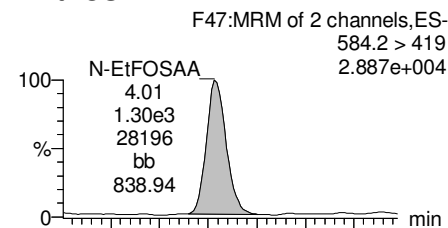
PFUnA



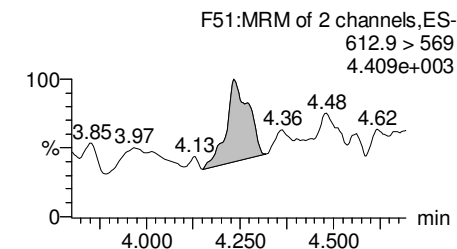
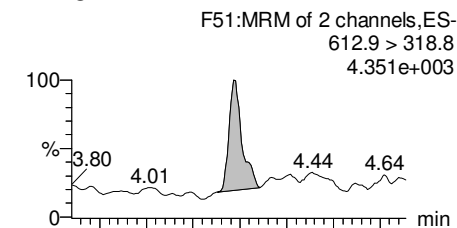
N-MeFOSAA



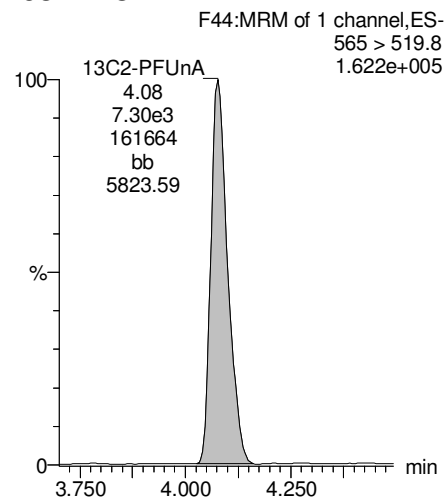
N-EtFOSAA



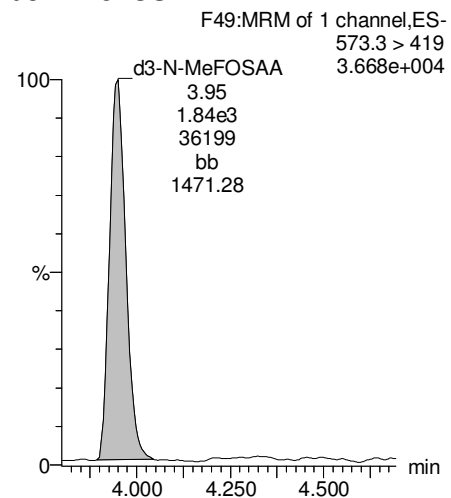
PFDoA



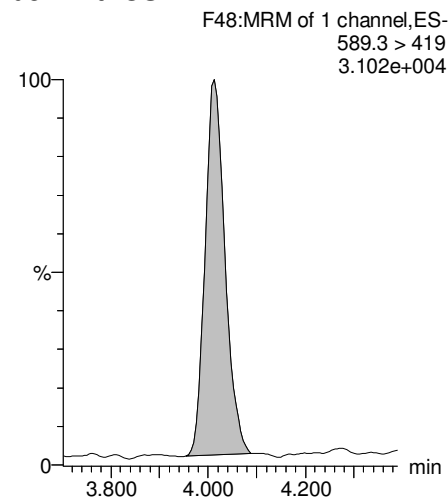
13C2-PFUnA



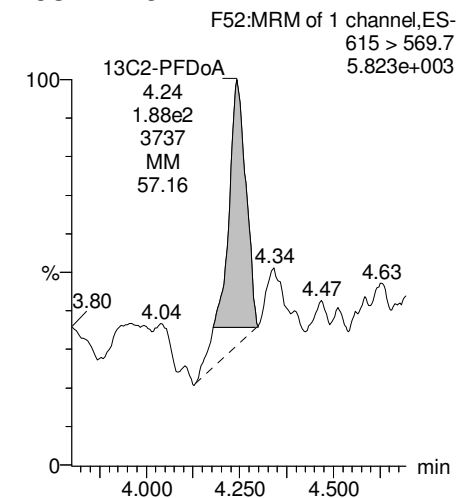
d3-N-MeFOSAA



d5-N-EtFOSAA



13C2-PFDoA



Dataset: U:\Q4.PRO\results\170711M1\170711M1-59.qld

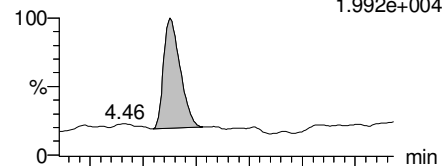
Last Altered: Thursday, July 13, 2017 10:02:07 Pacific Daylight Time

Printed: Thursday, July 13, 2017 10:05:58 Pacific Daylight Time

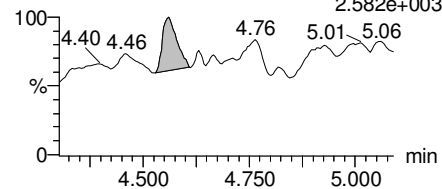
Name: 170711M1_59, Date: 11-Jul-2017, Time: 20:55:31, ID: B7G0014-MS1 Matrix Spike 0.12163, Description: Matrix Spike

PFTeDA

F58:MRM of 4 channels,ES-
712.9 > 668.8
1.992e+004

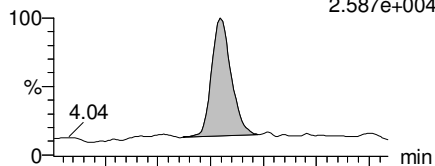


F58:MRM of 4 channels,ES-
712.9 > 369
2.582e+003

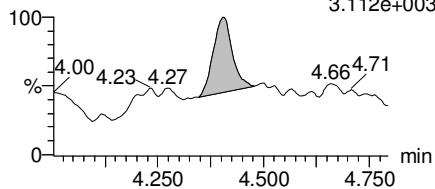


PFTrDA

F57:MRM of 2 channels,ES-
662.9 > 618.9
2.587e+004

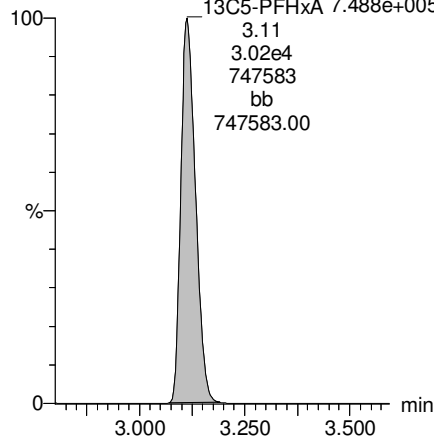


F57:MRM of 2 channels,ES-
662.9 > 319
3.112e+003



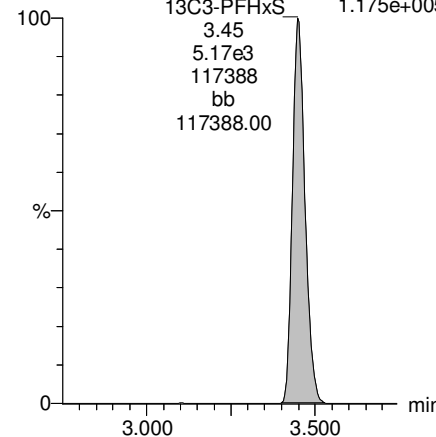
13C5-PFHxA

F10:MRM of 1 channel,ES-
318 > 272.9
7.488e+005



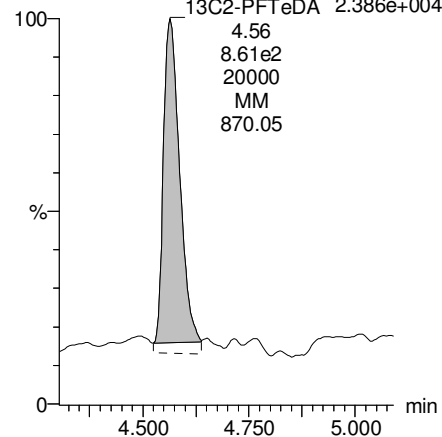
13C3-PFHxS

F17:MRM of 1 channel,ES-
401.9 > 79.9
1.175e+005



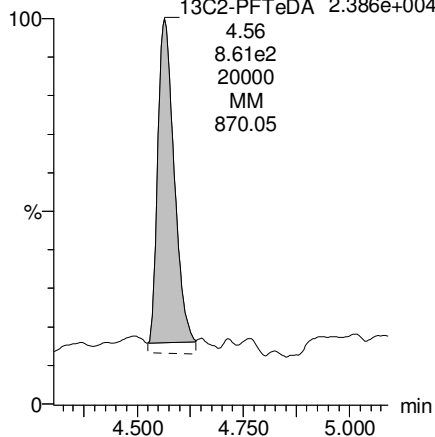
13C2-PFTeDA

F59:MRM of 2 channels,ES-
714.8 > 669.6
2.386e+004



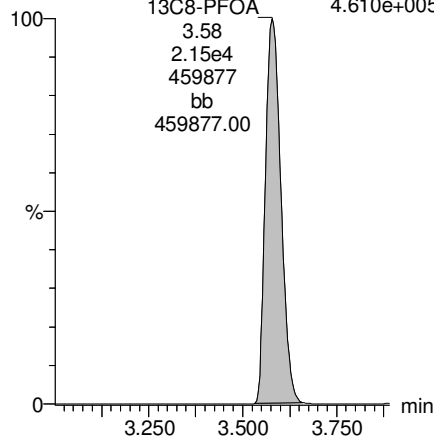
13C2-PFTeDA

F59:MRM of 2 channels,ES-
714.8 > 669.6
2.386e+004



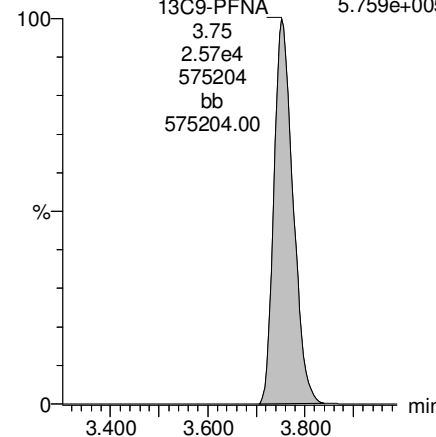
13C8-PFOA

F21:MRM of 1 channel,ES-
421.3 > 376
4.610e+005



13C9-PFNA

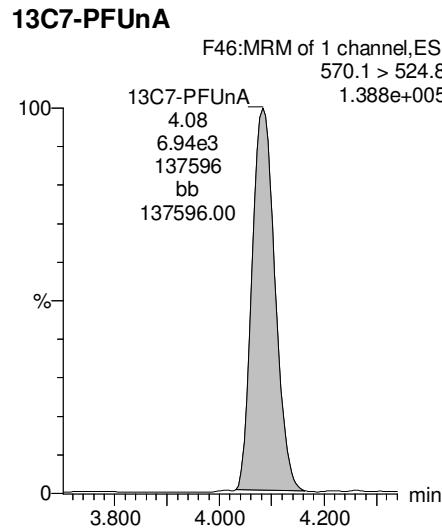
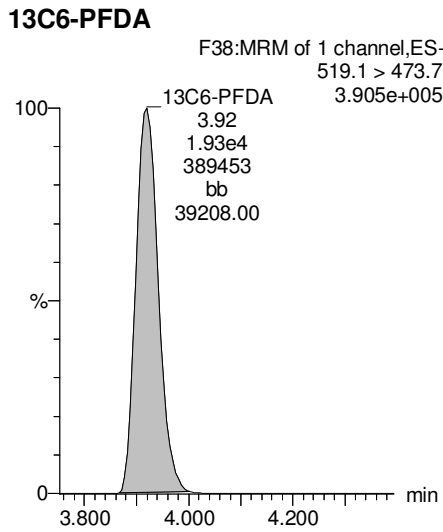
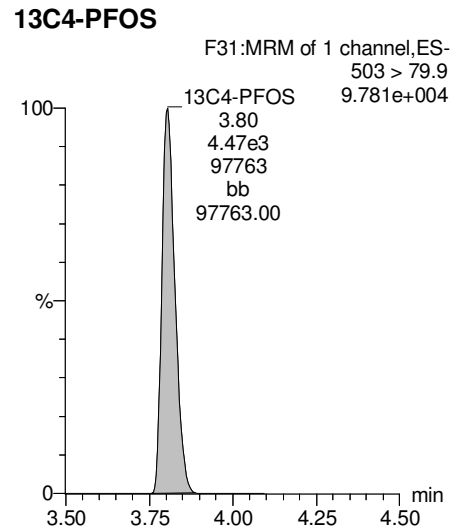
F27:MRM of 1 channel,ES-
472.2 > 426.9
5.759e+005



Dataset: U:\Q4.PRO\results\170711M1\170711M1-59.qld

Last Altered: Thursday, July 13, 2017 10:02:07 Pacific Daylight Time
Printed: Thursday, July 13, 2017 10:05:58 Pacific Daylight Time

Name: 170711M1_59, Date: 11-Jul-2017, Time: 20:55:31, ID: B7G0014-MS1 Matrix Spike 0.12163, Description: Matrix Spike



Dataset: U:\Q4.PRO\results\170711M1\170711M1-60.qld

Last Altered: Thursday, July 13, 2017 10:19:48 Pacific Daylight Time

Printed: Thursday, July 13, 2017 10:20:45 Pacific Daylight Time

Method: U:\Q4.PRO\MethDB\PFAS_L14-7-5-17.mdb 10 Jul 2017 08:06:14

Calibration: U:\Q4.PRO\CurveDB\C18_VAL-PFAS_Q4_7-10-17-L14.cdb 11 Jul 2017 08:36:22

Name: 170711M1_60, Date: 11-Jul-2017, Time: 21:06:22, ID: B7G0014-MSD1 Matrix Spike Dup 0.1181, Description: Matrix Spike Dup

#	Name	Trace	Area	IS Area	Wt./Vol.	RRF	Pred.RT	RT	y Axis Resp.	Conc.	%Rec
1	1 PFBS	299 > 79.7	4.80e3	2.69e3	0.118		2.92	2.87	22.3	83.4	
2	2 PFHxA	313.2 > 268.9	2.82e4	7.67e3	0.118		3.16	3.12	18.4	94.6	
3	3 PFHpA	363 > 318.9	1.72e4	1.66e4	0.118		3.43	3.38	13.0	76.6	
4	4 PFHxS	398.9 > 79.6	8.42e3	1.97e3	0.118		3.55	3.45	53.4	241	
5	5 PFOA	413 > 368.7	2.16e4	2.30e4	0.118		3.63	3.58	11.7	86.6	
6	6 PFNA	462.9 > 418.8	1.56e4	1.77e4	0.118		3.82	3.76	11.0	67.9	
7	7 PFOS	499 > 79.9	7.80e3	3.66e3	0.118		3.86	3.81	26.7	197	
8	8 PFDA	513 > 468.8	1.26e4	1.40e4	0.118		4.00	3.92	11.3	63.7	
9	9 PFUnA	562.9 > 518.9	3.38e3	4.79e3	0.118		4.16	4.09	8.82	70.9	
10	10 N-MeFOSAA	570.1 > 419	1.94e3	1.44e3	0.118		4.00	3.95	16.8	76.3	
11	11 N-EtFOSAA	584.2 > 419	1.07e3	8.94e2	0.118		4.08	4.02	14.9	92.6	
12	12 PFDoA	612.9 > 318.8	1.31e2	8.81e1	0.118		4.32	4.25	18.6	157	
13	13 PFTeDA	662.9 > 618.9	1.15e3	8.81e1	0.118		4.50	4.40	163	103	
14	14 PFTeDA	712.9 > 668.8	8.89e2	9.66e2	0.118		4.66	4.57	11.5	77.0	
15	15 13C3-PFBA	216.1 > 171.8	1.29e4	1.39e4	0.118	0.918	1.43	1.34	11.6	107	101.2
16	16 13C3-PFPeA	266 > 221.8	1.95e4	1.39e4	0.118	1.784	2.72	2.64	17.5	82.9	78.4
17	17 13C3-PFBS	302 > 98.8	2.69e3	1.39e4	0.118	0.215	2.92	2.88	2.41	94.8	89.5
18	18 13C2-PFHxA	315 > 269.8	7.67e3	2.33e4	0.118	0.304	3.16	3.12	1.65	45.9	108.4
19	19 13C4-PFHpA	367.2 > 321.8	1.66e4	2.33e4	0.118	0.306	3.43	3.38	3.55	98.4	92.9
20	20 18O2-PFHxS	403 > 102.6	1.97e3	4.51e3	0.118	0.437	3.55	3.45	5.47	106	100.1
21	21 13C2-PFOA	414.9 > 369.7	2.30e4	1.94e4	0.118	1.292	3.63	3.58	14.8	97.2	91.8
22	22 13C5-PFNA	468.2 > 422.9	1.77e4	1.94e4	0.118	0.980	3.82	3.76	11.4	98.7	93.3
23	23 13C8-PFOS	507 > 79.9	3.66e3	3.44e3	0.118	1.098	3.86	3.80	13.3	102	96.7
24	24 13C2-PFDA	515.1 > 469.9	1.40e4	1.59e4	0.118	0.928	4.00	3.93	11.0	100	94.6
25	25 13C2-PFUnA	565 > 519.8	4.79e3	4.95e3	0.118	1.083	4.16	4.08	12.1	94.5	89.3
26	26 d3-N-MeFOSAA	573.3 > 419	1.44e3	4.95e3	0.118	0.224	4.00	3.95	3.64	137	129.9
27	27 d5-N-EtFOSAA	589.3 > 419	8.94e2	4.95e3	0.118	0.230	4.08	4.02	2.26	83.1	78.5
28	28 13C2-PFDoA	615 > 569.7	8.81e1	4.95e3	0.118	0.130	4.32	4.23	0.222	14.5	13.7
29	29 13C2-PFTeDA	714.8 > 669.6	9.66e2	4.95e3	0.118	1.018	4.66	4.57	2.44	20.3	19.2
30	30 13C4-PFBA	217 > 171.8	1.39e4	1.39e4	0.118	1.000	1.43	1.34	12.5	106	100.0
31	31 13C5-PFHxA	318 > 272.9	2.33e4	2.33e4	0.118	1.000	3.18	3.12	5.00	42.3	100.0
32	32 13C3-PFHxS	401.9 > 79.9	4.51e3	4.51e3	0.118	1.000	3.55	3.45	12.5	106	100.0

MJT 07/13/17

Dataset: U:\Q4.PRO\results\170711M1\170711M1-60.qld

Last Altered: Thursday, July 13, 2017 10:19:48 Pacific Daylight Time

Printed: Thursday, July 13, 2017 10:20:45 Pacific Daylight Time

Name: 170711M1_60, Date: 11-Jul-2017, Time: 21:06:22, ID: B7G0014-MSD1 Matrix Spike Dup 0.1181, Description: Matrix Spike Dup

#	Name	Trace	Area	IS Area	Wt./Vol.	RRF	Pred.RT	RT	y Axis Resp.	Conc.	%Rec
33	33 13C8-PFOA	421.3 > 376	1.94e4	1.94e4	0.118	1.000	3.63	3.58	12.5	106	100.0
34	34 13C9-PFNA	472.2 > 426.9	1.94e4	1.94e4	0.118	1.000	3.82	3.76	12.5	106	100.0
35	35 13C4-PFOS	503 > 79.9	3.44e3	3.44e3	0.118	1.000	3.86	3.80	12.5	106	100.0
36	36 13C6-PFDA	519.1 > 473.7	1.59e4	1.59e4	0.118	1.000	4.00	3.93	12.5	106	100.0
37	37 13C7-PFUnA	570.1 > 524.8	4.95e3	4.95e3	0.118	1.000	4.16	4.08	12.5	106	100.0
38	38 Total PFBS	299 > 79.7	4.80e3	2.69e3	0.118		2.92		22.3	83.4	
39	39 Total PFHxS	398.9 > 79.6	8.42e3	1.97e3	0.118		3.55		53.4	241	
40	40 Total PFOA	413 > 368.7	2.16e4	2.30e4	0.118		3.63		11.7	86.6	
41	41 Total PFOS	499 > 79.9	7.80e3	3.66e3	0.118		3.86		26.7	197	
42	42 Total N-Me-FOSAA	570.1 > 419	1.94e3	1.44e3	0.118		4.20		16.8	76.3	
43	43 Total N-EtFOSAA	584.2 > 419	1.07e3	8.94e2	0.118		4.30		14.9	92.6	

Quantify Totals Report MassLynx MassLynx V4.1 SCN945 SCN960

Vista Analytical Laboratory

Reviewed: WJL 7/19/2017

Dataset: U:\Q4.PRO\results\170711M1\170711M1-60.qld

Last Altered: Thursday, July 13, 2017 10:19:48 Pacific Daylight Time

Printed: Thursday, July 13, 2017 10:20:45 Pacific Daylight Time

Method: U:\Q4.PRO\MethDB\PFAS_L14-7-5-17.mdb 10 Jul 2017 08:06:14**Calibration: U:\Q4.PRO\CurveDB\C18_VAL-PFAS_Q4_7-10-17-L14.cdb 11 Jul 2017 08:36:22****Name: 170711M1_60, Date: 11-Jul-2017, Time: 21:06:22, ID: B7G0014-MSD1 Matrix Spike Dup 0.1181, Description: Matrix Spike Dup****Total PFBS**

	# Name	Trace	RT	Area	IS Area	Response	Primary Flags	Conc.
1	1 PFBS	299 > 79.7	2.87	4803.958	2688.702	22.334	bb	83.4

Total PFHxS

	# Name	Trace	RT	Area	IS Area	Response	Primary Flags	Conc.
1	4 PFHxS	398.9 > 79.6	3.45	8417.562	1972.018	53.356	MM	240.9

Total PFOA

	# Name	Trace	RT	Area	IS Area	Response	Primary Flags	Conc.
1	5 PFOA	413 > 368.7	3.58	21577.596	22968.748	11.743	bb	86.6

Total PFOS

	# Name	Trace	RT	Area	IS Area	Response	Primary Flags	Conc.
1	7 PFOS	499 > 79.9	3.81	7802.950	3656.938	26.672	MM	196.5

Total N-Me-FOSAA

	# Name	Trace	RT	Area	IS Area	Response	Primary Flags	Conc.
1	10 N-MeFOSAA	570.1 > 419	3.95	1941.005	1443.576	16.807	bb	76.3

Total N-EtFOSAA

	# Name	Trace	RT	Area	IS Area	Response	Primary Flags	Conc.
1	11 N-EtFOSAA	584.2 > 419	4.02	1066.116	893.742	14.911	bb	92.6

MJT 07/13/17

Dataset: U:\Q4.PRO\results\170711M1\170711M1-60.qld

Last Altered: Thursday, July 13, 2017 10:19:48 Pacific Daylight Time

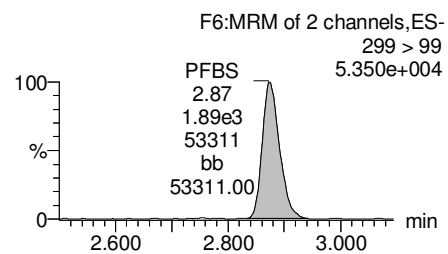
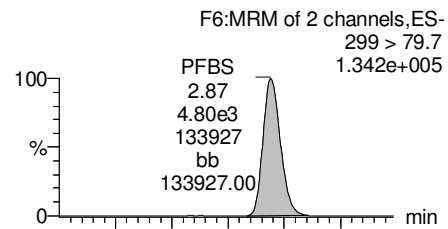
Printed: Thursday, July 13, 2017 10:20:45 Pacific Daylight Time

Method: U:\Q4.PRO\MethDB\PFAS_L14-7-5-17.mdb 10 Jul 2017 08:06:14

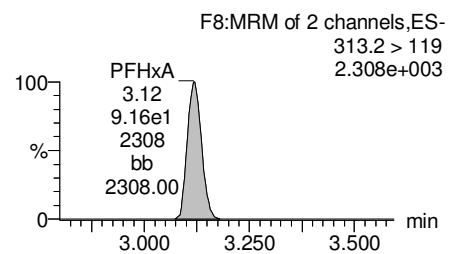
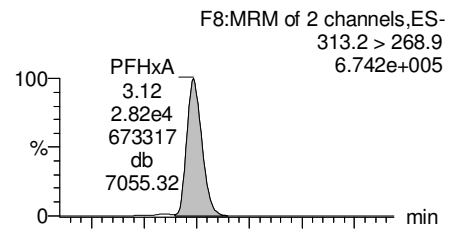
Calibration: U:\Q4.PRO\CurveDB\C18_VAL-PFAS_Q4_7-10-17-L14.cdb 11 Jul 2017 08:36:22

Name: 170711M1_60, Date: 11-Jul-2017, Time: 21:06:22, ID: B7G0014-MSD1 Matrix Spike Dup 0.1181, Description: Matrix Spike Dup

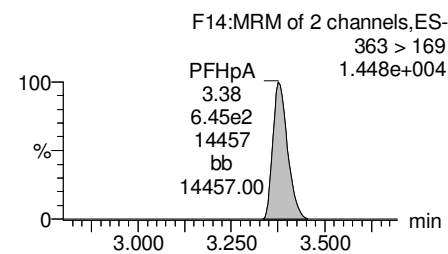
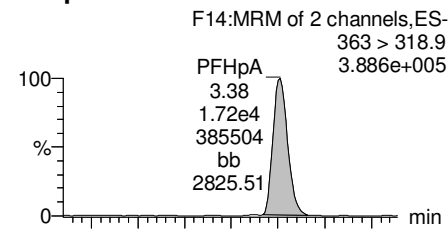
Total PFBS



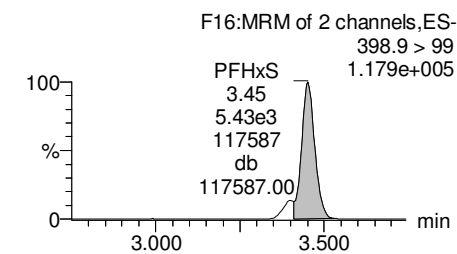
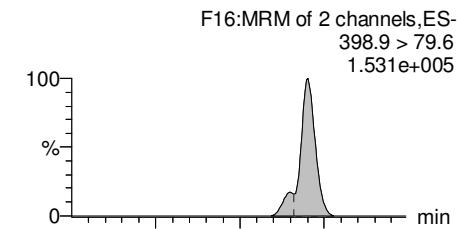
PFHxA



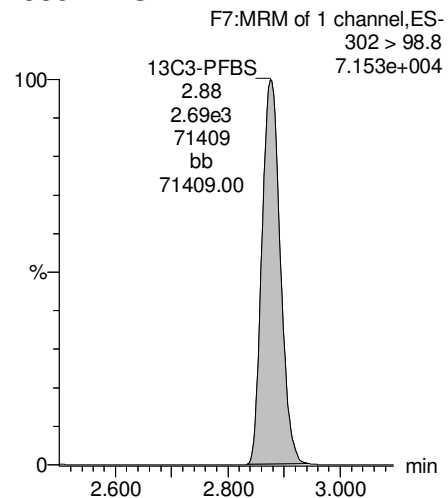
PFHpA



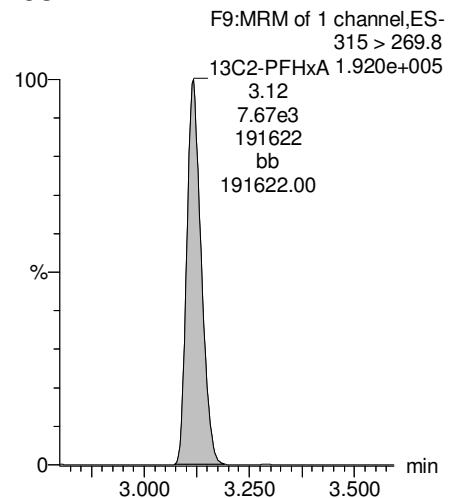
Total PFHxS



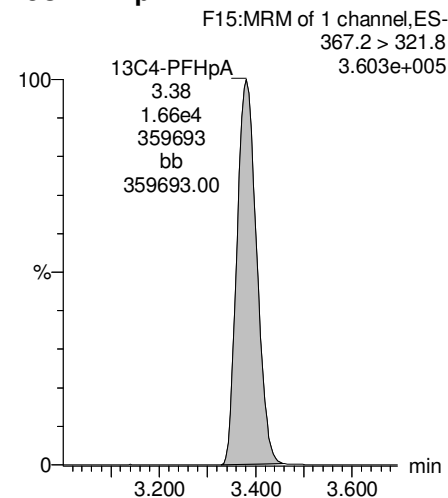
13C3-PFBS



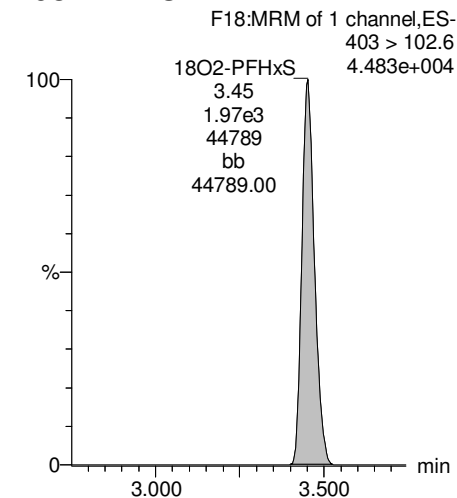
13C2-PFHxA



13C4-PFHpA



18O2-PFHxS



Dataset: U:\Q4.PRO\results\170711M1\170711M1-60.qld

Last Altered: Thursday, July 13, 2017 10:19:48 Pacific Daylight Time

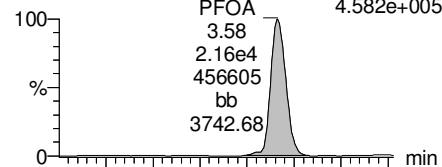
Printed: Thursday, July 13, 2017 10:20:45 Pacific Daylight Time

Name: 170711M1_60, Date: 11-Jul-2017, Time: 21:06:22, ID: B7G0014-MSD1 Matrix Spike Dup 0.1181, Description: Matrix Spike Dup

Total PFOA

F19:MRM of 2 channels,ES-
413 > 368.7
4.582e+005

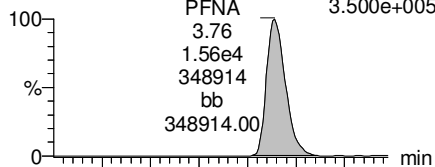
PFOA
3.58
2.16e4
456605
bb
3742.68



PFNA

F25:MRM of 2 channels,ES-
462.9 > 418.8
3.500e+005

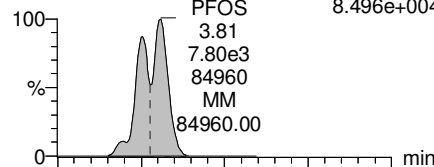
PFNA
3.76
1.56e4
348914
bb
348914.00



Total PFOS

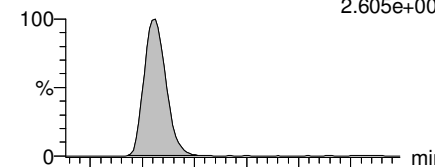
F30:MRM of 2 channels,ES-
499 > 79.9
8.496e+004

PFOS
3.81
7.80e3
84960
MM
84960.00



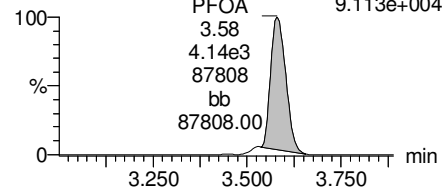
PFDA

F35:MRM of 2 channels,ES-
513 > 468.8
2.605e+005



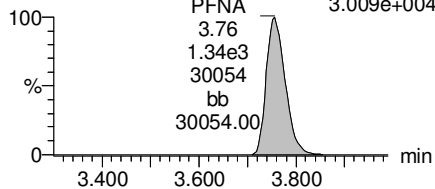
F19:MRM of 2 channels,ES-
413 > 169
9.113e+004

PFOA
3.58
4.14e3
87808
bb
87808.00



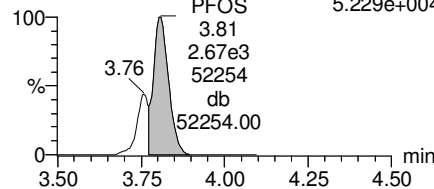
F25:MRM of 2 channels,ES-
462.9 > 219
3.009e+004

PFNA
3.76
1.34e3
30054
bb
30054.00

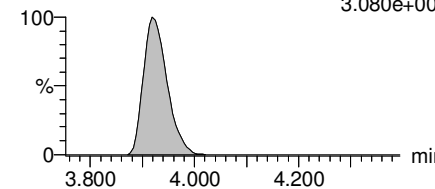


F30:MRM of 2 channels,ES-
499 > 99
5.229e+004

PFOS
3.81
2.67e3
52254
db
52254.00



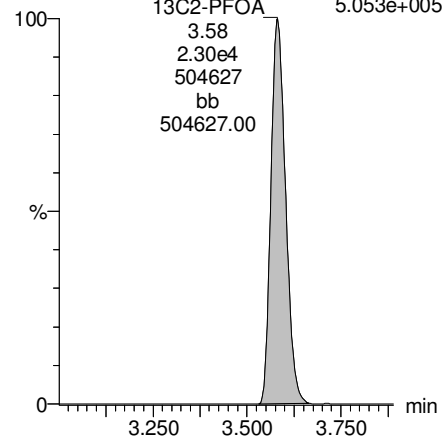
F35:MRM of 2 channels,ES-
513 > 219
3.080e+004



13C2-PFOA

F20:MRM of 1 channel,ES-
414.9 > 369.7
5.053e+005

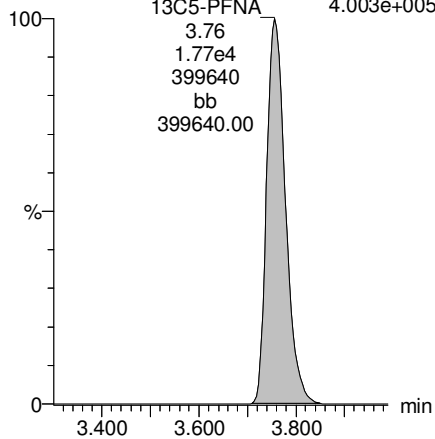
13C2-PFOA
3.58
2.30e4
504627
bb
504627.00



13C5-PFNA

F26:MRM of 1 channel,ES-
468.2 > 422.9
4.003e+005

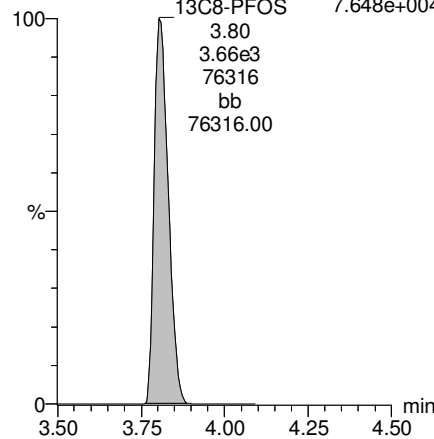
13C5-PFNA
3.76
1.77e4
399640
bb
399640.00



13C8-PFOS

F33:MRM of 1 channel,ES-
507 > 79.9
7.648e+004

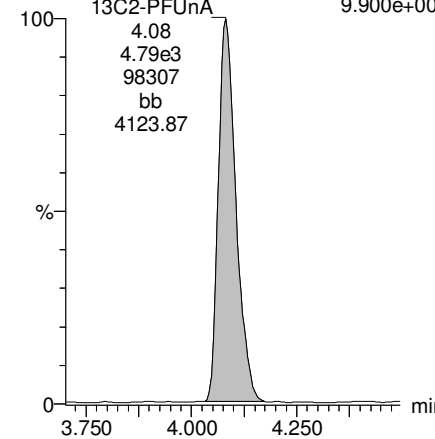
13C8-PFOS
3.80
3.66e3
76316
bb
76316.00



13C2-PFUnA

F44:MRM of 1 channel,ES-
565 > 519.8
9.900e+004

13C2-PFUnA
4.08
4.79e3
98307
bb
4123.87



Dataset: U:\Q4.PRO\results\170711M1\170711M1-60.qld

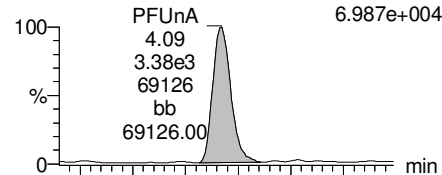
Last Altered: Thursday, July 13, 2017 10:19:48 Pacific Daylight Time

Printed: Thursday, July 13, 2017 10:20:45 Pacific Daylight Time

Name: 170711M1_60, Date: 11-Jul-2017, Time: 21:06:22, ID: B7G0014-MSD1 Matrix Spike Dup 0.1181, Description: Matrix Spike Dup

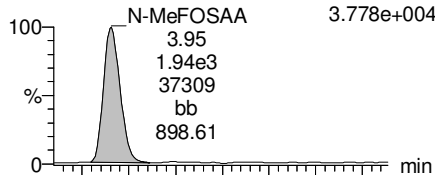
PFUnA

F43:MRM of 2 channels,ES-
562.9 > 518.9
6.987e+004



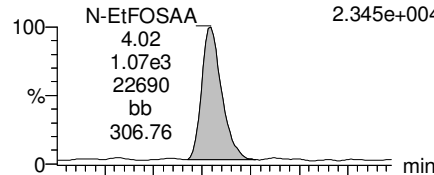
N-MeFOSAA

F45:MRM of 2 channels,ES-
570.1 > 419
3.778e+004



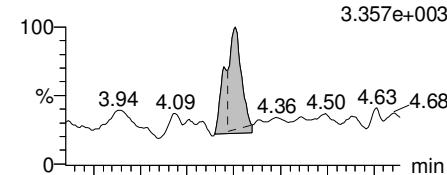
N-EtFOSAA

F47:MRM of 2 channels,ES-
584.2 > 419
2.345e+004

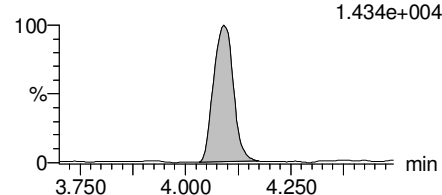


PFDoA

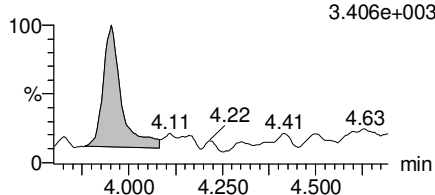
F51:MRM of 2 channels,ES-
612.9 > 318.8
3.357e+003



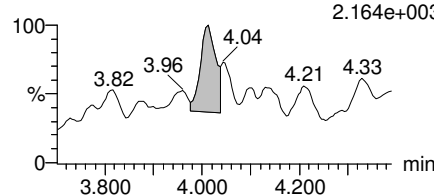
F43:MRM of 2 channels,ES-
562.9 > 269
1.434e+004



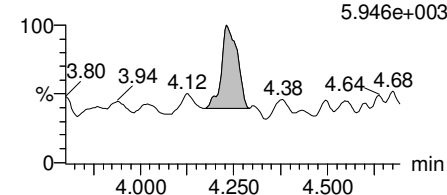
F45:MRM of 2 channels,ES-
570.1 > 483
3.406e+003



F47:MRM of 2 channels,ES-
584.2 > 483
2.164e+003

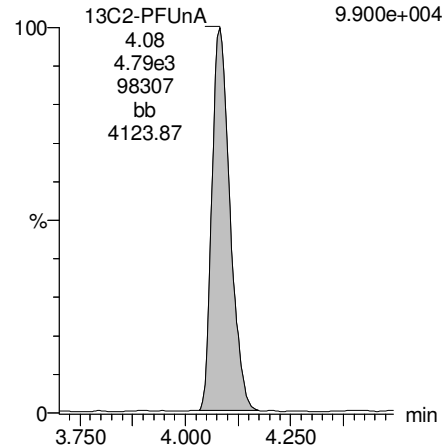


F51:MRM of 2 channels,ES-
612.9 > 569
5.946e+003



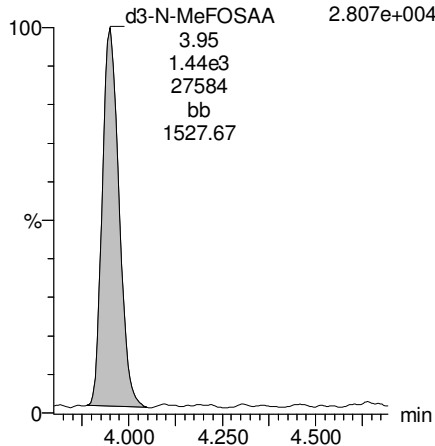
13C2-PFUnA

F44:MRM of 1 channel,ES-
565 > 519.8
9.900e+004



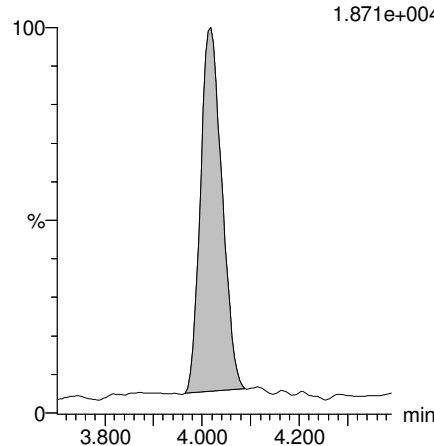
d3-N-MeFOSAA

F49:MRM of 1 channel,ES-
573.3 > 419
2.807e+004



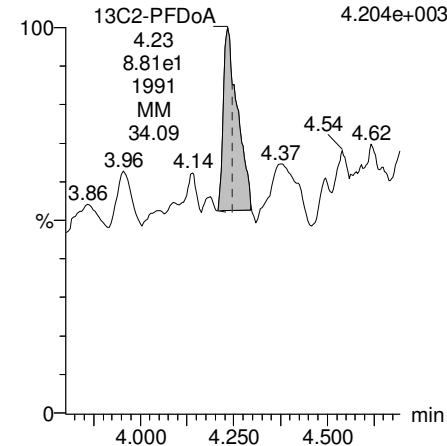
d5-N-EtFOSAA

F48:MRM of 1 channel,ES-
589.3 > 419
1.871e+004



13C2-PFDoA

F52:MRM of 1 channel,ES-
615 > 569.7
4.204e+003



Dataset: U:\Q4.PRO\results\170711M1\170711M1-60.qld

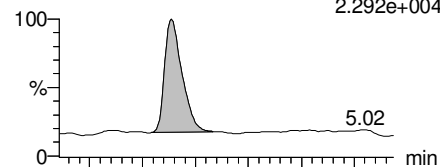
Last Altered: Thursday, July 13, 2017 10:19:48 Pacific Daylight Time

Printed: Thursday, July 13, 2017 10:20:45 Pacific Daylight Time

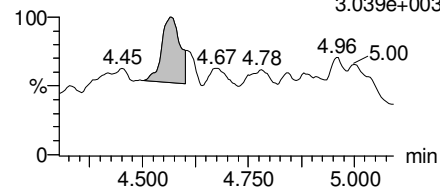
Name: 170711M1_60, Date: 11-Jul-2017, Time: 21:06:22, ID: B7G0014-MSD1 Matrix Spike Dup 0.1181, Description: Matrix Spike Dup

PFTeDA

F58:MRM of 4 channels,ES-
712.9 > 668.8
2.292e+004

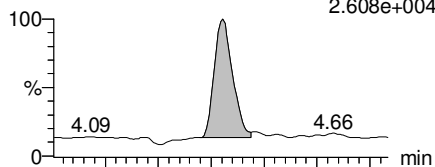


F58:MRM of 4 channels,ES-
712.9 > 369
3.039e+003

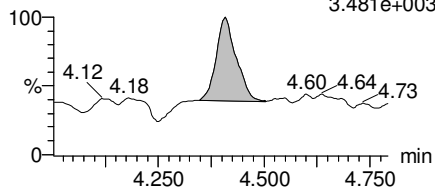


PFTrDA

F57:MRM of 2 channels,ES-
662.9 > 618.9
2.608e+004

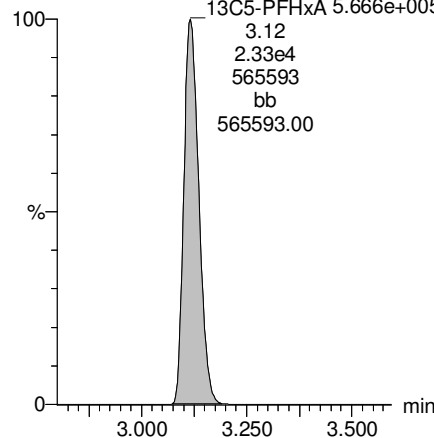


F57:MRM of 2 channels,ES-
662.9 > 319
3.481e+003



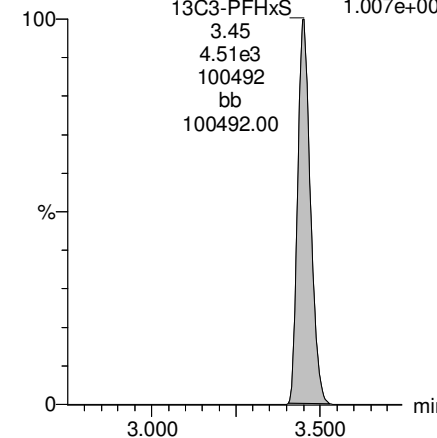
13C5-PFHxA

F10:MRM of 1 channel,ES-
318 > 272.9
5.666e+005



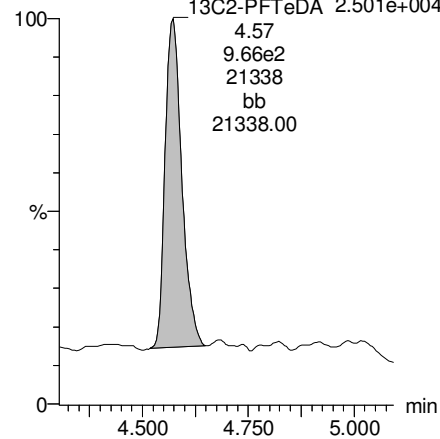
13C3-PFHxS

F17:MRM of 1 channel,ES-
401.9 > 79.9
1.007e+005



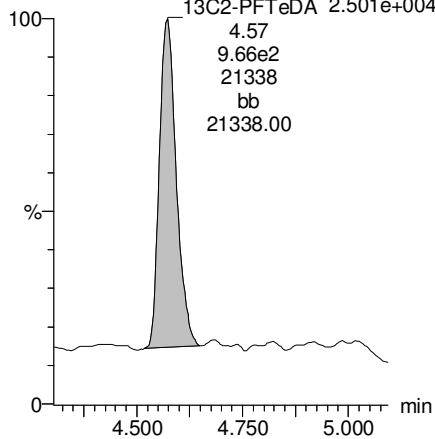
13C2-PFTeDA

F59:MRM of 2 channels,ES-
714.8 > 669.6
2.501e+004



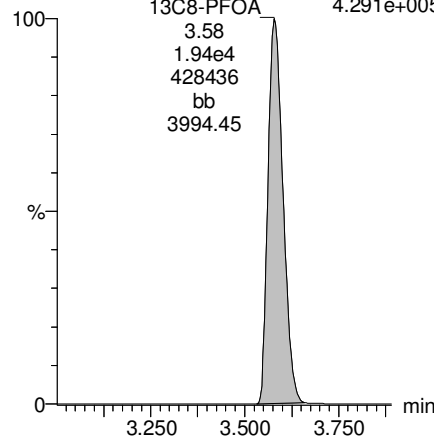
13C2-PFTeDA

F59:MRM of 2 channels,ES-
714.8 > 669.6
2.501e+004



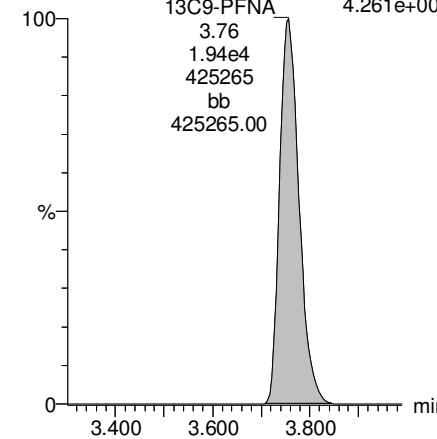
13C8-PFOA

F21:MRM of 1 channel,ES-
421.3 > 376
4.291e+005



13C9-PFNA

F27:MRM of 1 channel,ES-
472.2 > 426.9
4.261e+005

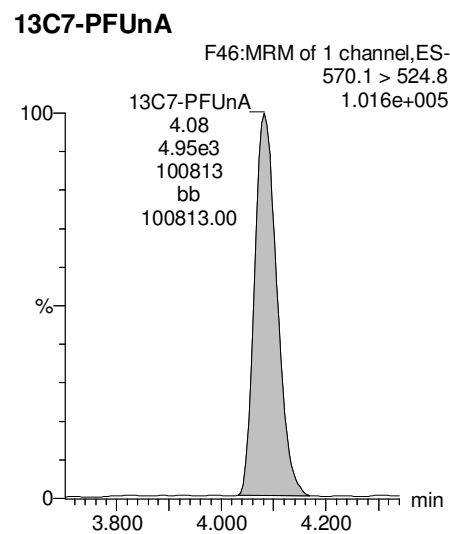
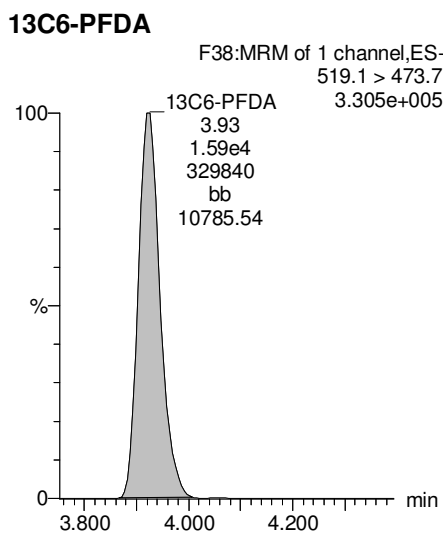
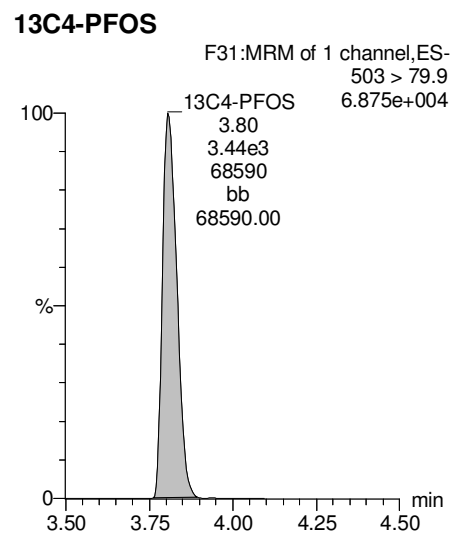


Dataset: U:\Q4.PRO\results\170711M1\170711M1-60.qld

Last Altered: Thursday, July 13, 2017 10:19:48 Pacific Daylight Time

Printed: Thursday, July 13, 2017 10:20:45 Pacific Daylight Time

Name: 170711M1_60, Date: 11-Jul-2017, Time: 21:06:22, ID: B7G0014-MSD1 Matrix Spike Dup 0.1181, Description: Matrix Spike Dup



Dataset: U:\Q4.PRO\results\170711M1\170711M1-61.qld

Last Altered: Thursday, July 13, 2017 10:31:19 Pacific Daylight Time

Printed: Thursday, July 13, 2017 10:32:08 Pacific Daylight Time

Method: U:\Q4.PRO\MethDB\PFAS_L14-7-5-17.mdb 10 Jul 2017 08:06:14

Calibration: U:\Q4.PRO\CurveDB\C18_VAL-PFAS_Q4_7-10-17-L14.cdb 11 Jul 2017 08:36:22

Name: 170711M1_61, Date: 11-Jul-2017, Time: 21:17:12, ID: 1700803-10 EB02 0.10956, Description: EB02

#	Name	Trace	Area	IS Area	Wt./Vol.	RRF	Pred.RT	RT	y Axis Resp.	Conc.	%Rec
1	1 PFBS	299 > 79.7		2.39e3	0.110		2.92				
2	2 PFHxA	313.2 > 268.9		6.41e3	0.110		3.16				
3	3 PFHpA	363 > 318.9		1.48e4	0.110		3.43				
4	4 PFHxS	398.9 > 79.6		1.76e3	0.110		3.55				
5	5 PFOA	413 > 368.7		2.28e4	0.110		3.63				
6	6 PFNA	462.9 > 418.8		1.80e4	0.110		3.82				
7	7 PFOS	499 > 79.9		3.84e3	0.110		3.86				
8	8 PFDA	513 > 468.8		1.68e4	0.110		4.00				
9	9 PFUnA	562.9 > 518.9		7.96e3	0.110		4.16				
10	10 N-MeFOSAA	570.1 > 419		2.54e3	0.110		4.00				
11	11 N-EtFOSAA	584.2 > 419		2.00e3	0.110		4.08				
12	12 PFDoA	612.9 > 318.8		2.58e2	0.110		4.32				
13	13 PFTTrDA	662.9 > 618.9		2.58e2	0.110		4.50				
14	14 PFTeDA	712.9 > 668.8		1.09e3	0.110		4.66				
15	15 13C3-PFBA	216.1 > 171.8	1.19e4	1.27e4	0.110	0.918	1.43	1.33	11.8	117	102.8
16	16 13C3-PFPeA	266 > 221.8	1.78e4	1.27e4	0.110	1.784	2.72	2.64	17.6	89.8	78.7
17	17 13C3-PFBS	302 > 98.8	2.39e3	1.27e4	0.110	0.215	2.92	2.87	2.36	100	87.7
18	18 13C2-PFHxA	315 > 269.8	6.41e3	2.18e4	0.110	0.304	3.16	3.11	1.47	44.2	96.9
19	19 13C4-PFHpA	367.2 > 321.8	1.48e4	2.18e4	0.110	0.306	3.43	3.38	3.41	102	89.1
20	20 18O2-PFHxS	403 > 102.6	1.76e3	3.74e3	0.110	0.437	3.55	3.45	5.86	122	107.3
21	21 13C2-PFOA	414.9 > 369.7	2.28e4	1.80e4	0.110	1.292	3.63	3.58	15.8	112	97.8
22	22 13C5-PFNA	468.2 > 422.9	1.80e4	2.08e4	0.110	0.980	3.82	3.76	10.8	101	88.3
23	23 13C8-PFOS	507 > 79.9	3.84e3	3.86e3	0.110	1.098	3.86	3.80	12.4	103	90.6
24	24 13C2-PFDA	515.1 > 469.9	1.68e4	1.95e4	0.110	0.928	4.00	3.92	10.8	106	93.3
25	25 13C2-PFUnA	565 > 519.8	7.96e3	9.81e3	0.110	1.083	4.16	4.08	10.1	85.6	75.0
26	26 d3-N-MeFOSAA	573.3 > 419	2.54e3	9.81e3	0.110	0.224	4.00	3.95	3.23	131	115.2
27	27 d5-N-EtFOSAA	589.3 > 419	2.00e3	9.81e3	0.110	0.230	4.08	4.01	2.55	101	88.7
28	28 13C2-PFDoA	615 > 569.7	2.58e2	9.81e3	0.110	0.130	4.32	4.23	0.329	23.1	20.3
29	29 13C2-PFTeDA	714.8 > 669.6	1.09e3	9.81e3	0.110	1.018	4.66	4.56	1.39	12.5	10.9
30	30 13C4-PFBA	217 > 171.8	1.27e4	1.27e4	0.110	1.000	1.43	1.33	12.5	114	100.0
31	31 13C5-PFHxA	318 > 272.9	2.18e4	2.18e4	0.110	1.000	3.18	3.11	5.00	45.6	100.0
32	32 13C3-PFHxS	401.9 > 79.9	3.74e3	3.74e3	0.110	1.000	3.55	3.45	12.5	114	100.0

MJT 07/13/17

Dataset: U:\Q4.PRO\results\170711M1\170711M1-61.qld

Last Altered: Thursday, July 13, 2017 10:31:19 Pacific Daylight Time

Printed: Thursday, July 13, 2017 10:32:08 Pacific Daylight Time

Name: 170711M1_61, Date: 11-Jul-2017, Time: 21:17:12, ID: 1700803-10 EB02 0.10956, Description: EB02

#	Name	Trace	Area	IS Area	Wt./Vol.	RRF	Pred.RT	RT	y Axis Resp.	Conc.	%Rec
33	33 13C8-PFOA	421.3 > 376	1.80e4	1.80e4	0.110	1.000	3.63	3.58	12.5	114	100.0
34	34 13C9-PFNA	472.2 > 426.9	2.08e4	2.08e4	0.110	1.000	3.82	3.76	12.5	114	100.0
35	35 13C4-PFOS	503 > 79.9	3.86e3	3.86e3	0.110	1.000	3.86	3.80	12.5	114	100.0
36	36 13C6-PFDA	519.1 > 473.7	1.95e4	1.95e4	0.110	1.000	4.00	3.92	12.5	114	100.0
37	37 13C7-PFUnA	570.1 > 524.8	9.81e3	9.81e3	0.110	1.000	4.16	4.08	12.5	114	100.0
38	38 Total PFBS	299 > 79.7	0.00e0	2.39e3	0.110		2.92		0.000		
39	39 Total PFHxS	398.9 > 79.6	0.00e0	1.76e3	0.110		3.55		0.000		
40	40 Total PFOA	413 > 368.7	0.00e0	2.28e4	0.110		3.63		0.000		
41	41 Total PFOS	499 > 79.9	0.00e0	3.84e3	0.110		3.86		0.000		
42	42 Total N-Me-FOSAA	570.1 > 419	0.00e0	2.54e3	0.110		4.20		0.000		
43	43 Total N-EtFOSAA	584.2 > 419	0.00e0	2.00e3	0.110		4.30		0.000		

Vista Analytical Laboratory

Reviewed: WJL 7/19/2017

Dataset: U:\Q4.PRO\results\170711M1\170711M1-61.qld

Last Altered: Thursday, July 13, 2017 10:31:19 Pacific Daylight Time

Printed: Thursday, July 13, 2017 10:32:08 Pacific Daylight Time

Method: U:\Q4.PRO\MethDB\PFAS_L14-7-5-17.mdb 10 Jul 2017 08:06:14

Calibration: U:\Q4.PRO\CurveDB\C18_VAL-PFAS_Q4_7-10-17-L14.cdb 11 Jul 2017 08:36:22

Name: 170711M1_61, Date: 11-Jul-2017, Time: 21:17:12, ID: 1700803-10 EB02 0.10956, Description: EB02

Total PFBS

#	Name	Trace	RT	Area	IS Area	Response	Primary Flags	Conc.
1								

Total PFHxS

#	Name	Trace	RT	Area	IS Area	Response	Primary Flags	Conc.
1								

Total PFOA

#	Name	Trace	RT	Area	IS Area	Response	Primary Flags	Conc.
1	5 PFOA	413 > 368.7			22779.309		MM-I	

Total PFOS

#	Name	Trace	RT	Area	IS Area	Response	Primary Flags	Conc.
1								

Total N-Me-FOSAA

#	Name	Trace	RT	Area	IS Area	Response	Primary Flags	Conc.
1								

Total N-EtFOSAA

#	Name	Trace	RT	Area	IS Area	Response	Primary Flags	Conc.
1								

Dataset: U:\Q4.PRO\results\170711M1\170711M1-61.qld

Last Altered: Thursday, July 13, 2017 10:31:19 Pacific Daylight Time

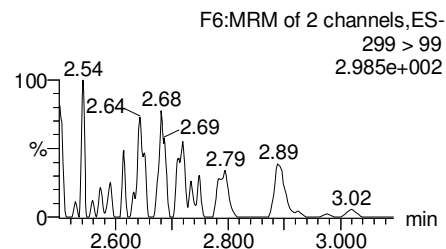
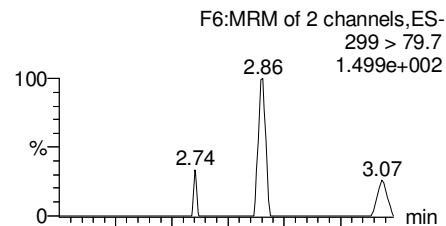
Printed: Thursday, July 13, 2017 10:32:08 Pacific Daylight Time

Method: U:\Q4.PRO\MethDB\PFAS_L14-7-5-17.mdb 10 Jul 2017 08:06:14

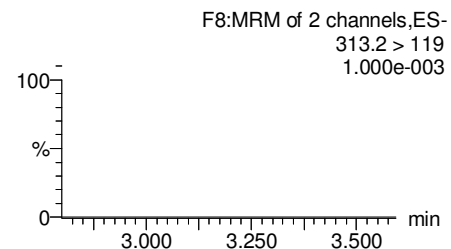
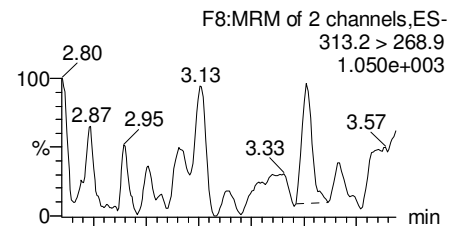
Calibration: U:\Q4.PRO\CurveDB\C18_VAL-PFAS_Q4_7-10-17-L14.cdb 11 Jul 2017 08:36:22

Name: 170711M1_61, Date: 11-Jul-2017, Time: 21:17:12, ID: 1700803-10 EB02 0.10956, Description: EB02

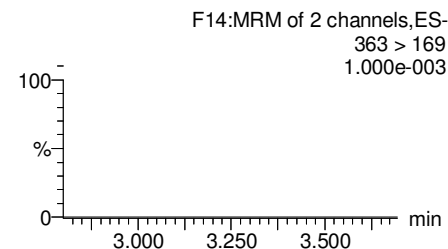
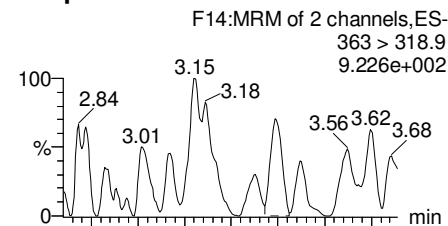
Total PFBS



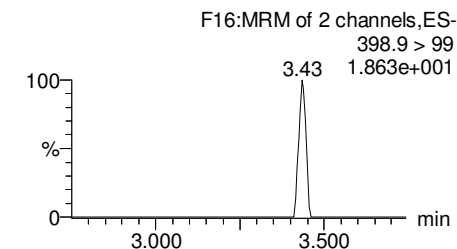
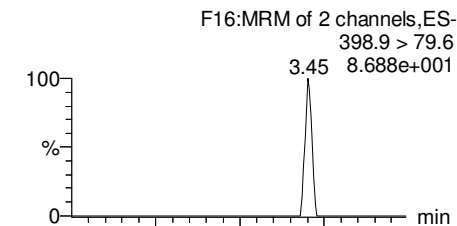
PFHxA



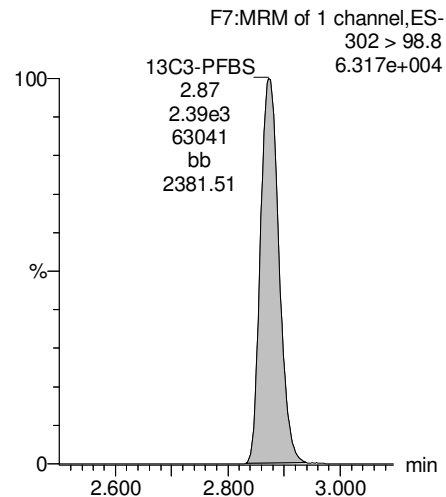
PFHpA



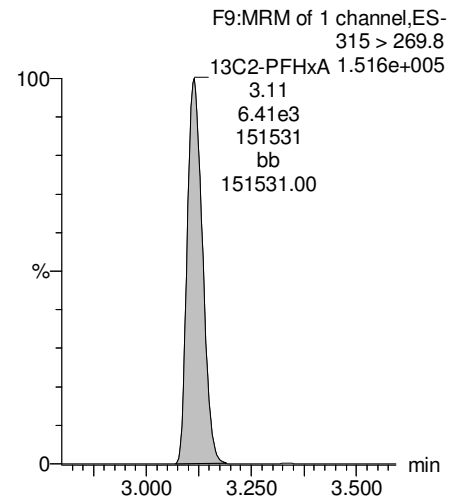
Total PFHxS



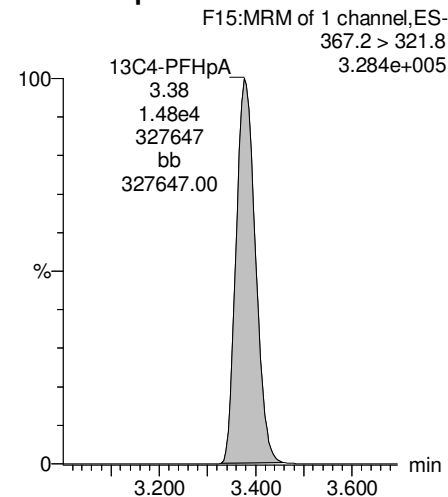
13C3-PFBS



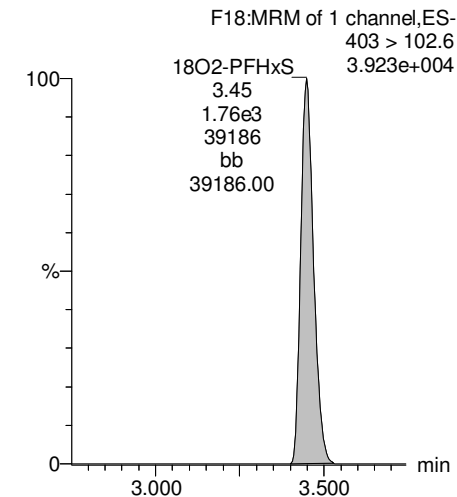
13C2-PFHxA



13C4-PFHpA



18O2-PFHxS



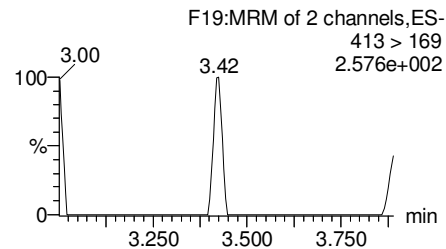
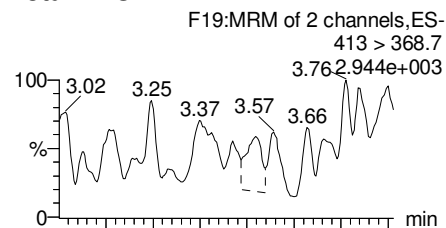
Dataset: U:\Q4.PRO\results\170711M1\170711M1-61.qld

Last Altered: Thursday, July 13, 2017 10:31:19 Pacific Daylight Time

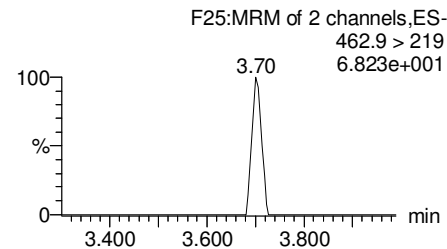
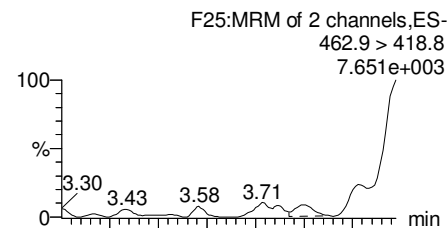
Printed: Thursday, July 13, 2017 10:32:08 Pacific Daylight Time

Name: 170711M1_61, Date: 11-Jul-2017, Time: 21:17:12, ID: 1700803-10 EB02 0.10956, Description: EB02

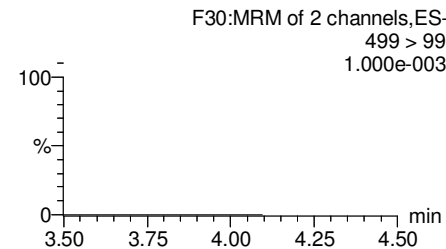
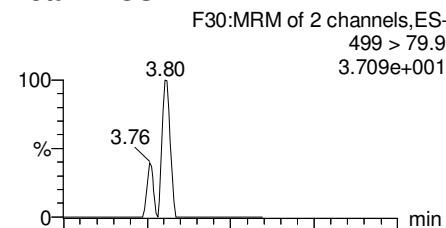
Total PFOA



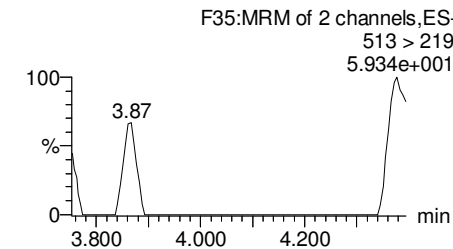
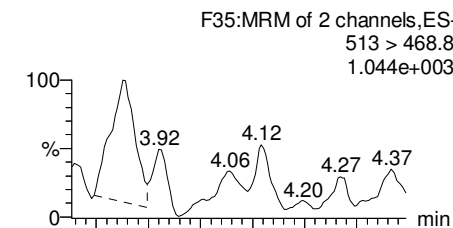
PFNA



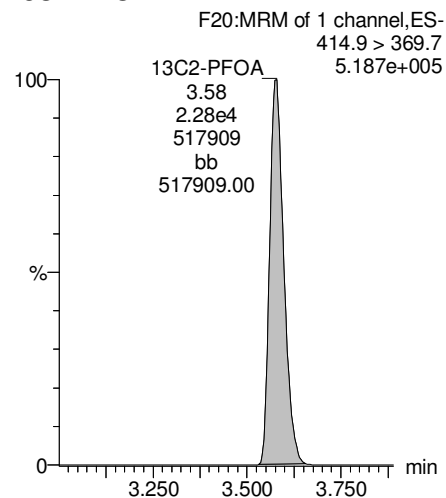
Total PFOS



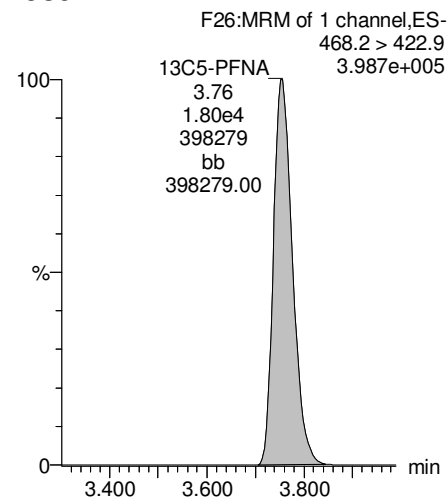
PFDA



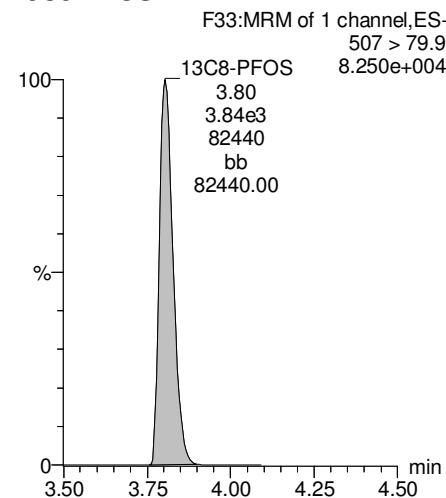
13C2-PFOA



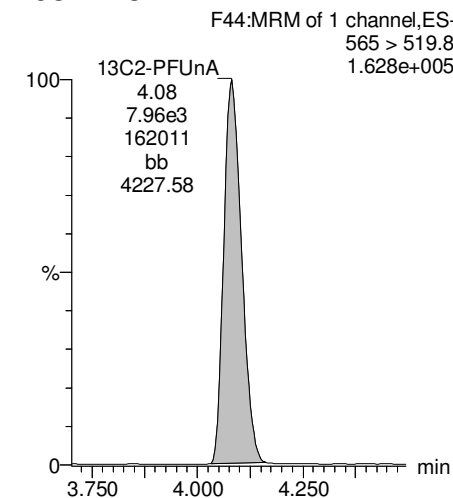
13C5-PFNA



13C8-PFOS



13C2-PFUnA



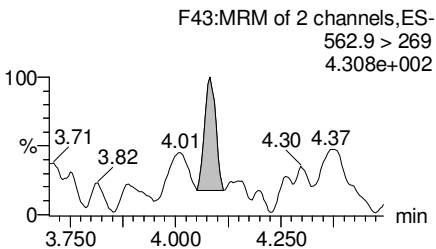
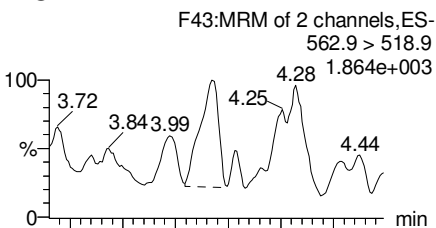
Dataset: U:\Q4.PRO\results\170711M1\170711M1-61.qld

Last Altered: Thursday, July 13, 2017 10:31:19 Pacific Daylight Time

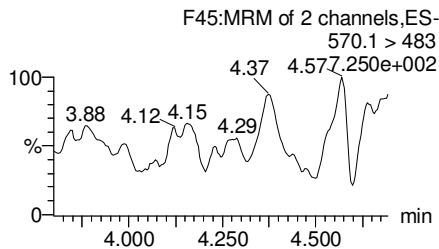
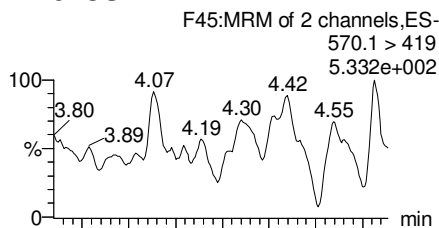
Printed: Thursday, July 13, 2017 10:32:08 Pacific Daylight Time

Name: 170711M1_61, Date: 11-Jul-2017, Time: 21:17:12, ID: 1700803-10 EB02 0.10956, Description: EB02

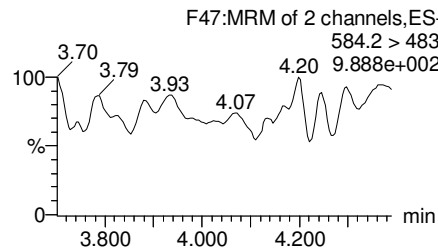
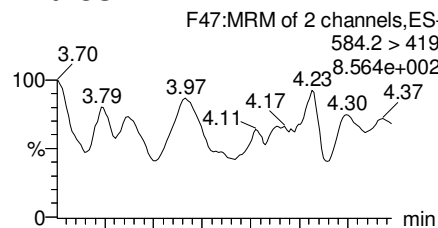
PFUnA



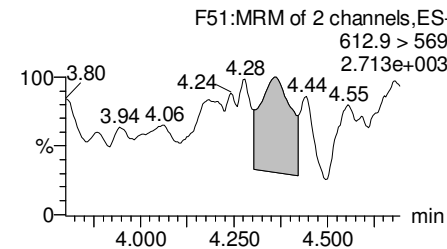
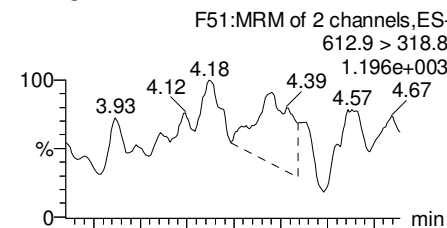
N-MeFOSAA



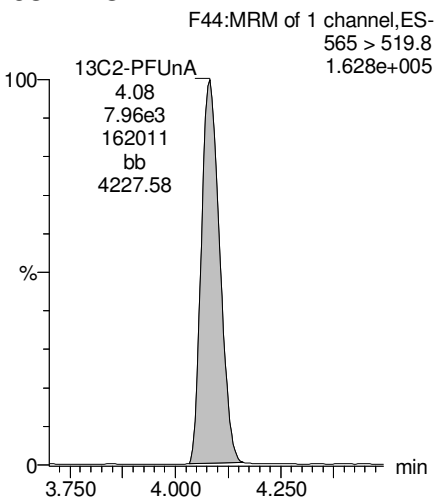
N-EtFOSAA



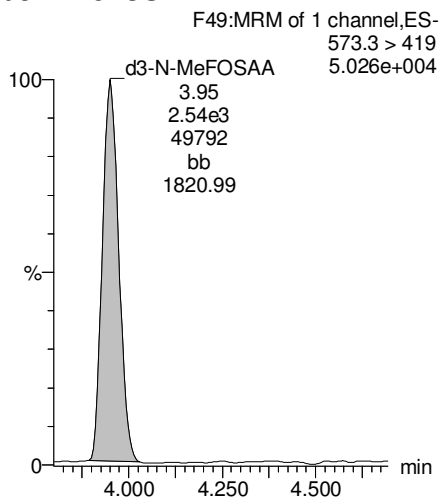
PFDoA



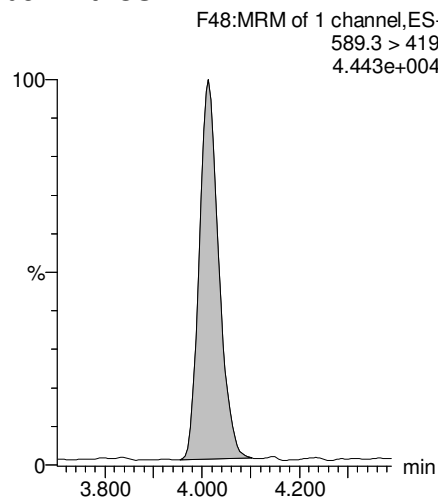
13C2-PFUnA



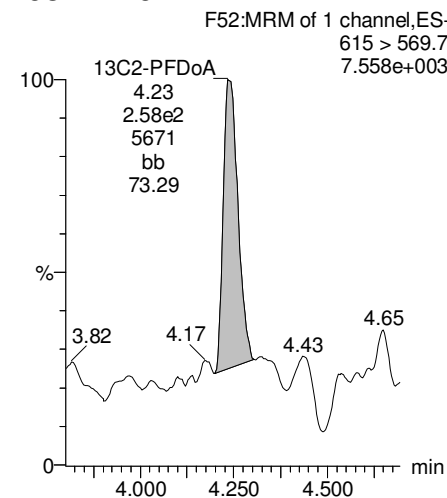
d3-N-MeFOSAA



d5-N-EtFOSAA



13C2-PFDoA



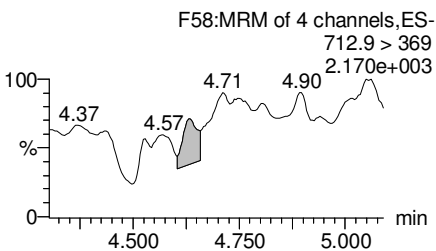
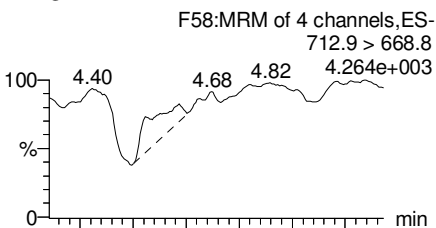
Dataset: U:\Q4.PRO\results\170711M1\170711M1-61.qld

Last Altered: Thursday, July 13, 2017 10:31:19 Pacific Daylight Time

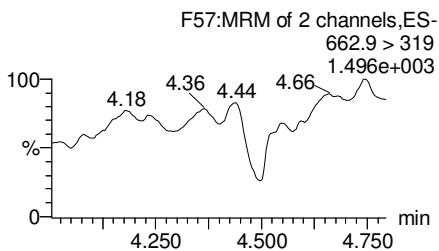
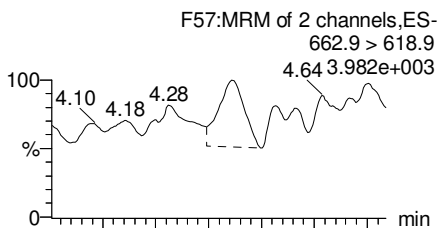
Printed: Thursday, July 13, 2017 10:32:08 Pacific Daylight Time

Name: 170711M1_61, Date: 11-Jul-2017, Time: 21:17:12, ID: 1700803-10 EB02 0.10956, Description: EB02

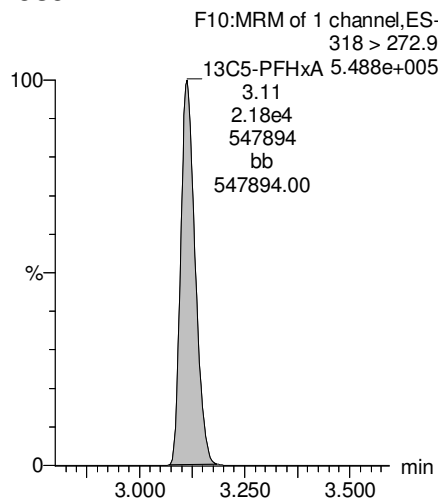
PFTeDA



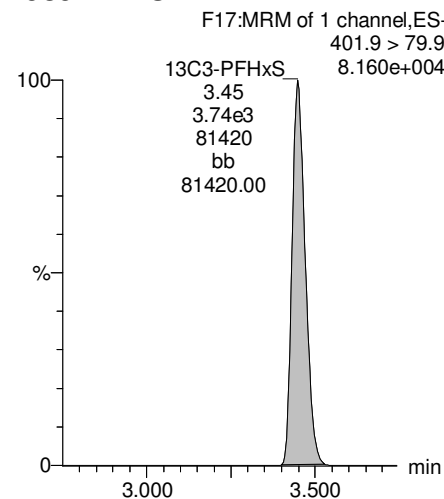
PFTrDA



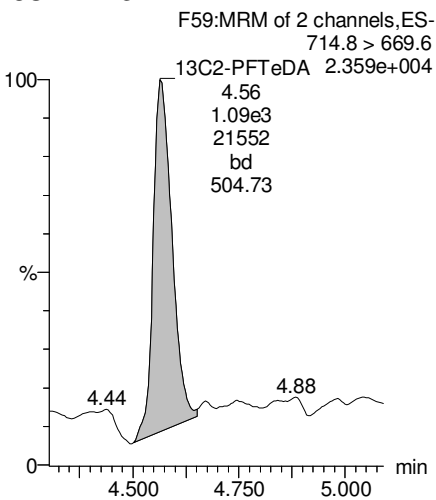
13C5-PFHxA



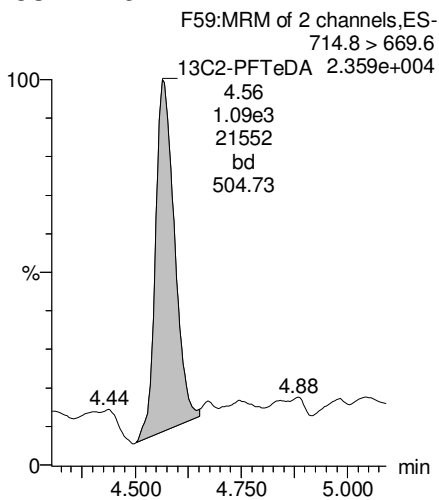
13C3-PFHxS



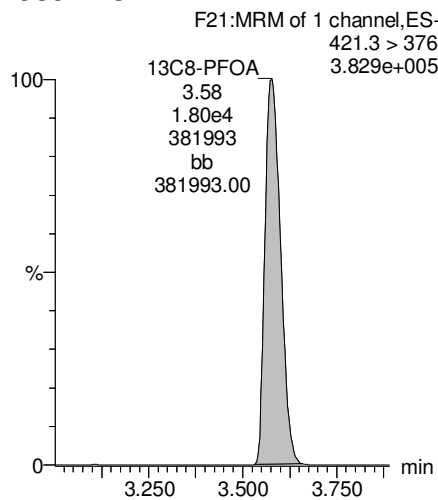
13C2-PFTeDA



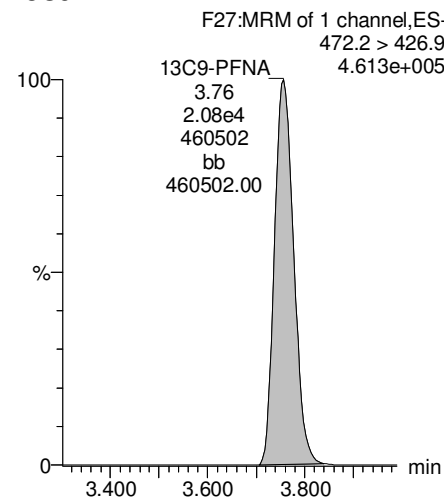
13C2-PFTeDA



13C8-PFOA



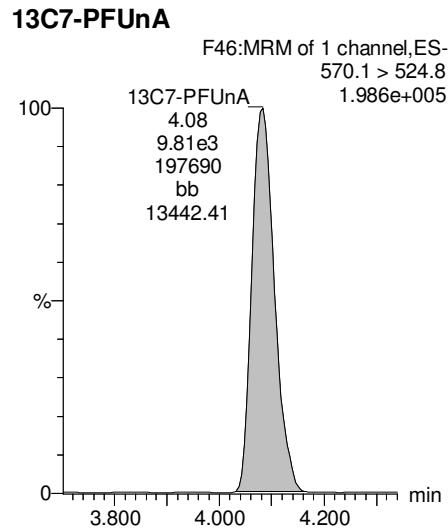
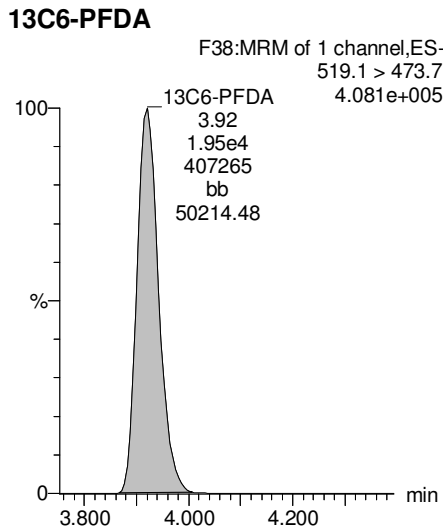
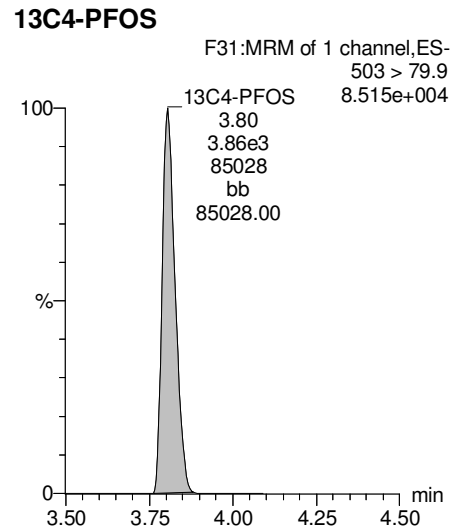
13C9-PFNA



Dataset: U:\Q4.PRO\results\170711M1\170711M1-61.qld

Last Altered: Thursday, July 13, 2017 10:31:19 Pacific Daylight Time
Printed: Thursday, July 13, 2017 10:32:08 Pacific Daylight Time

Name: 170711M1_61, Date: 11-Jul-2017, Time: 21:17:12, ID: 1700803-10 EB02 0.10956, Description: EB02



CONTINUING CALIBRATION

Dataset: U:\Q4.PRO\results\170713M1\170713M1-2.qld

Last Altered: Tuesday, July 18, 2017 07:37:58 Pacific Daylight Time
Printed: Tuesday, July 18, 2017 07:38:49 Pacific Daylight Time

Method: U:\Q4.PRO\MethDB\PFAS_L14-7-13-17.mdb 14 Jul 2017 08:41:09
Calibration: U:\Q4.PRO\CurveDB\C18_VAL-PFAS_Q4_7-10-17-L14A.cdb 14 Jul 2017 08:57:46

AC
7/18/17

Name: 170713M1_2, Date: 13-Jul-2017, Time: 16:10:55, ID: ST170713M1-1 PFC CS-1 17G1230, Description: PFC CS-1 17G1230

#	Name	Trace	Area	IS Area	Wt./Vol.	RRF	Pred.RT	RT	y Axis Resp.	Conc.	%Rec
1	1 PFBS	299 > 79.7	2.13e2	2.13e3	1.0000		2.92	2.87	1.25	0.610	122.0
2	2 PFHxA	313.2 > 268.9	1.40e3	7.13e3	1.0000		3.16	3.11	0.983	0.568	113.5
3	3 PFHpA	363 > 318.9	1.21e3	1.84e4	1.0000		3.43	3.37	0.823	0.550	110.0
4	4 PFHxS	398.9 > 79.6	1.87e2	2.18e3	1.0000		3.55	3.44	1.07	0.636	127.2
5	5 PFOA	413 > 368.7	1.61e3	3.31e4	1.0000		3.63	3.57	0.607	0.430	86.1
6	6 PFNA	462.9 > 418.8	2.27e3	3.99e4	1.0000		3.82	3.75	0.712	0.478	95.7
7	7 PFOS	499 > 79.9	4.80e2	8.73e3	1.0000		3.86	3.80	0.687	0.595	119.1
8	8 PFDA	513 > 468.8	1.97e3	3.72e4	1.0000		4.00	3.91	0.662	0.485	97.0
9	9 PFUnA	562.9 > 518.9	1.92e3	3.93e4	1.0000		4.16	4.08	0.611	0.453	90.6
10	10 N-MeFOSAA	570.1 > 419	7.33e2	9.71e3	1.0000		4.00	3.95	0.944	0.561	112.1
11	11 N-EtFOSAA	584.2 > 419	6.43e2	1.11e4	1.0000		4.08	4.01	0.723	0.533	106.6
12	12 PFDoA	612.9 > 318.8	1.65e2	3.86e3	1.0000		4.32	4.23	0.535	0.634	126.8
13	13 PFTeDA	662.9 > 618.9	2.60e3	3.86e3	1.0000		4.50	4.39	8.42	0.615	123.0
14	14 PFTeDA	712.9 > 668.8	1.84e3	2.95e4	1.0000		4.66	4.55	0.778	0.552	110.3
15	15 13C3-PFBA	216.1 > 171.8	9.08e3	1.01e4	1.0000	0.918	1.43	1.35	11.2	12.2	97.5
16	16 13C3-PFPeA	266 > 221.8	1.63e4	2.29e4	1.0000	0.275	2.72	2.63	3.56	13.0	103.6
17	17 13C3-PFBS	302 > 98.8	2.13e3	2.29e4	1.0000	0.033	2.92	2.87	0.465	14.0	112.2
18	18 13C2-PFHxA	315 > 269.8	7.13e3	2.29e4	1.0000	0.304	3.16	3.11	1.56	5.12	102.4
19	19 13C4-PFHpA	367.2 > 321.8	1.84e4	2.29e4	1.0000	0.306	3.43	3.37	4.01	13.1	104.9
20	20 18O2-PFHxS	403 > 102.6	2.18e3	4.93e3	1.0000	0.437	3.55	3.45	5.52	12.6	101.0
21	21 13C2-PFOA	414.9 > 369.7	3.31e4	2.71e4	1.0000	1.292	3.63	3.57	15.3	11.8	94.4
22	22 13C5-PFNA	468.2 > 422.9	3.99e4	3.81e4	1.0000	0.980	3.82	3.75	13.1	13.3	106.7
23	23 13C8-PFOS	507 > 79.9	8.73e3	7.91e3	1.0000	1.098	3.86	3.80	13.8	12.6	100.6
24	24 13C2-PFDA	515.1 > 469.9	3.72e4	3.67e4	1.0000	0.928	4.00	3.91	12.7	13.6	109.2
25	25 13C2-PFUnA	565 > 519.8	3.93e4	3.29e4	1.0000	1.083	4.16	4.07	14.9	13.8	110.3
26	26 d3-N-MeFOSAA	573.3 > 419	9.71e3	3.29e4	1.0000	0.224	4.00	3.94	3.69	16.4	131.4
27	27 d5-N-EtFOSAA	589.3 > 419	1.11e4	3.29e4	1.0000	0.230	4.08	4.01	4.22	18.4	146.9
28	28 13C2-PFDoA	615 > 569.7	3.86e3	3.29e4	1.0000	0.130	4.32	4.23	1.47	11.3	90.3
29	29 13C2-PFTeDA	714.8 > 669.6	2.95e4	3.29e4	1.0000	1.018	4.66	4.55	11.2	11.0	87.9
30	30 13C4-PFBA	217 > 171.8	1.01e4	1.01e4	1.0000	1.000	1.43	1.34	12.5	12.5	100.0
31	Work Order 13C5-PFOS	318 > 272.9	2.29e4	2.29e4	1.0000	1.000	3.18	3.11	5.00	5.00	100.0

76-130
↓
50-150
↓

Dataset: U:\Q4.PRO\results\170713M1\170713M1-2.qld

Last Altered: Tuesday, July 18, 2017 07:37:58 Pacific Daylight Time

Printed: Tuesday, July 18, 2017 07:38:49 Pacific Daylight Time

Name: 170713M1_2, Date: 13-Jul-2017, Time: 16:10:55, ID: ST170713M1-1 PFC CS-1 17G1230, Description: PFC CS-1 17G1230

#	Name	Trace	Area	IS Area	Wt./Vol.	RRF	Pred.RT	RT	y Axis Resp.	Conc.	%Rec
32	32 13C3-PFHxS	401.9 > 79.9	4.93e3	4.93e3	1.0000	1.000	3.55	3.45	12.5	12.5	100.0
33	33 13C8-PFOA	421.3 > 376	2.71e4	2.71e4	1.0000	1.000	3.63	3.57	12.5	12.5	100.0
34	34 13C9-PFNA	472.2 > 426.9	3.81e4	3.81e4	1.0000	1.000	3.82	3.75	12.5	12.5	100.0
35	35 13C4-PFOS	503 > 79.9	7.91e3	7.91e3	1.0000	1.000	3.86	3.80	12.5	12.5	100.0
36	36 13C6-PFDA	519.1 > 473.7	3.67e4	3.67e4	1.0000	1.000	4.00	3.91	12.5	12.5	100.0
37	37 13C7-PFUnA	570.1 > 524.8	3.29e4	3.29e4	1.0000	1.000	4.16	4.08	12.5	12.5	100.0

Dataset: Untitled

Last Altered: Tuesday, July 18, 2017 07:58:37 Pacific Daylight Time

Printed: Tuesday, July 18, 2017 07:59:16 Pacific Daylight Time

Method: U:\Q4.PRO\MethDB\PFAS_L14-7-13-17.mdb 14 Jul 2017 08:41:09

Calibration: U:\Q4.PRO\CurveDB\C18_VAL-PFAS_Q4_7-10-17-L14A.cdb 14 Jul 2017 08:57:46

Compound name: PFBS

	Name	ID	Acq.Date	Acq.Time
1	170713M1_1	IPA	13-Jul-17	16:00:11
2	170713M1_2	ST170713M1-1 PFC CS-1 17G1230	13-Jul-17	16:10:55
3	170713M1_3	IPA	13-Jul-17	16:21:34
4	170713M1_4	B7G0049-BS1 OPR 0.125	13-Jul-17	16:38:24
5	170713M1_5	B7G0054-BS1 OPR 0.125	13-Jul-17	16:49:10
6	170713M1_6	IPA	13-Jul-17	16:59:57
7	170713M1_7	B7G0049-BLK1 Method Blank 0.125	13-Jul-17	17:10:36
8	170713M1_8	B7G0054-BLK1 Method Blank 0.125	13-Jul-17	17:22:39
9	170713M1_9	1700804-01RE1 IRPSite7-GW-07GW41-2017...	13-Jul-17	17:33:22
10	170713M1_10	1700804-02RE1 IRPSite5-GW-05GW01-2017...	13-Jul-17	17:44:00
11	170713M1_11	1700804-03RE1 IRPSite5-GW-FD01-2017062...	13-Jul-17	17:54:39
12	170713M1_12	1700804-04RE1 IRPSite33-GW-FRB01-2017...	13-Jul-17	18:05:18
13	170713M1_13	1700804-05RE1 IRPSite33-GW-11MW204D-2...	13-Jul-17	18:15:56
14	170713M1_14	1700804-06RE1 IRPSite33-GW-11MW204S-2...	13-Jul-17	18:26:34
15	170713M1_15	1700804-07RE1 Bldg 110-GW-11MW205D-20...	13-Jul-17	18:37:13
16	170713M1_16	1700804-08RE1 Bldg 110-GW-FRB01-201706...	13-Jul-17	18:47:51
17	170713M1_17	1700804-09RE1 Bldg 110-GW-11MW205S-20...	13-Jul-17	18:58:37
18	170713M1_18	1700804-10RE1 IRPSite7-GW-07GW102-201...	13-Jul-17	19:09:16
19	170713M1_19	IPA	13-Jul-17	19:19:54
20	170713M1_20	ST170713M1-2 PFC CS3 17G1231	13-Jul-17	19:30:32
21	170713M1_21	IPA	13-Jul-17	19:41:11
22	170713M1_22	1700804-11RE1 IRPSite5-GW-04GW82-2017...	13-Jul-17	19:51:49
23	170713M1_23	1700803-01RE1 SB01 0.11986	13-Jul-17	20:02:28
24	170713M1_24	1700803-02RE1 EB01 0.12093	13-Jul-17	20:13:06
25	170713M1_25	1700803-03RE1 IRPSite7-GW-46GW205-201...	13-Jul-17	20:23:44
26	170713M1_26	1700803-04RE1 IRPSite7-GW-FD01-2017062...	13-Jul-17	20:34:23
27	170713M1_27	1700803-05RE1 IRPSite7-GW-07GW202-201...	13-Jul-17	20:45:01
28	170713M1_28	1700803-06RE1 IRPSite7-GW-FRB01-20170...	13-Jul-17	20:55:40
29	170713M1_29	1700803-07RE1 IRPSite5-GW-FRB01-20170...	13-Jul-17	21:06:18
30	170713M1_30	1700803-08RE1 IRPSite5-GW-04GW81S-201...	13-Jul-17	21:16:56
31	Work Order 1700803	1700803-09RE1 IRPSite5-GW-04GW80-2017...	13-Jul-17	21:27:35

Dataset: Untitled

Last Altered: Tuesday, July 18, 2017 07:58:37 Pacific Daylight Time

Printed: Tuesday, July 18, 2017 07:59:16 Pacific Daylight Time

Compound name: PFBS

	Name	ID	Acq.Date	Acq.Time
32	170713M1_32	B7G0054-MS1 Matrix Spike 0.12064	13-Jul-17	21:38:13
33	170713M1_33	B7G0054-MSD1 Matrix Spike Dup 0.11356	13-Jul-17	21:48:51
34	170713M1_34	IPA	13-Jul-17	21:59:30
35	170713M1_35	ST170713M1-3 PFC CS3 17G1231	13-Jul-17	22:10:08
36	170713M1_36	IPA	13-Jul-17	22:20:47
37	170713M1_37	1700803-10RE1 EB02 0.12181	13-Jul-17	22:31:25
38	170713M1_38	1700836-01RE1 DPH-MW11 0.11781	13-Jul-17	22:42:03
39	170713M1_39	1700836-02RE1 DPH-B7 0.12115	13-Jul-17	22:52:42
40	170713M1_40	1700836-03RE1 DPH-MW3-17 0.11871	13-Jul-17	23:03:20
41	170713M1_41	1700836-04RE1 DPH-EX4 0.11551	13-Jul-17	23:13:59
42	170713M1_42	1700836-05RE1 DPH-MW6-17 0.11801	13-Jul-17	23:24:37
43	170713M1_43	IPA	13-Jul-17	23:35:15
44	170713M1_44	ST170713M1-4 PFC CS3 17G1231	13-Jul-17	23:45:54

LC Calibration Standards Review Checklist Q4

Calibration ID:	I O N Ratio	Concentration	C-Cals Name	Sign Date	Correct I-Cal	Manual Integrations	
ST110713MI-1 (L M H)	N/A	<input checked="" type="checkbox"/>	<input checked="" type="checkbox"/>	<input checked="" type="checkbox"/>	<input checked="" type="checkbox"/>	<input checked="" type="checkbox"/>	N/A
↓ -2 (L M H)	<input type="checkbox"/>	ⓐ <input checked="" type="checkbox"/>	<input checked="" type="checkbox"/>	<input checked="" type="checkbox"/>	<input checked="" type="checkbox"/>	<input checked="" type="checkbox"/>	↓
↓ -3 (L M H)	<input type="checkbox"/>	<input checked="" type="checkbox"/>	<input checked="" type="checkbox"/>	<input checked="" type="checkbox"/>	<input checked="" type="checkbox"/>	<input checked="" type="checkbox"/>	↓
↓ -4 (L M H)	<input checked="" type="checkbox"/>	<input checked="" type="checkbox"/>	<input checked="" type="checkbox"/>	<input checked="" type="checkbox"/>	<input checked="" type="checkbox"/>	<input checked="" type="checkbox"/>	↓
_____ (L M H)	<input type="checkbox"/>	<input type="checkbox"/>	<input type="checkbox"/>	<input type="checkbox"/>	<input type="checkbox"/>	<input type="checkbox"/>	□
_____ (L M H)	<input type="checkbox"/>	<input type="checkbox"/>	<input type="checkbox"/>	<input type="checkbox"/>	<input type="checkbox"/>	<input type="checkbox"/>	□
_____ (L M H)	<input type="checkbox"/>	<input type="checkbox"/>	<input type="checkbox"/>	<input type="checkbox"/>	<input type="checkbox"/>	<input type="checkbox"/>	□
_____ (L M H)	<input type="checkbox"/>	<input type="checkbox"/>	<input type="checkbox"/>	<input type="checkbox"/>	<input type="checkbox"/>	<input type="checkbox"/>	□
_____ (L M H)	<input type="checkbox"/>	<input type="checkbox"/>	<input type="checkbox"/>	<input type="checkbox"/>	<input type="checkbox"/>	<input type="checkbox"/>	□
_____ (L M H)	<input type="checkbox"/>	<input type="checkbox"/>	<input type="checkbox"/>	<input type="checkbox"/>	<input type="checkbox"/>	<input type="checkbox"/>	□

Full Mass Cal. Date: 6/21/17

Run Log Present:

of Samples per Sequence Checked:

Reviewed By: JKL 7/18/17
Initials/Date

Comments:
ⓐ PFDOA exceeds method criteria. No PFDOA in samples. AC 7/18/17

Dataset: U:\Q4.PRO\results\170713M1\170713M1-2.qld

Last Altered: Tuesday, July 18, 2017 07:37:58 Pacific Daylight Time

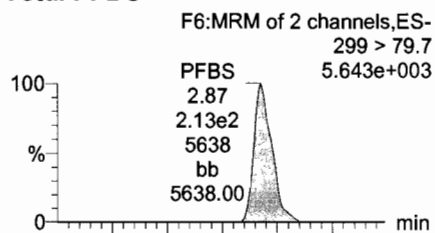
Printed: Tuesday, July 18, 2017 07:38:49 Pacific Daylight Time

Method: U:\Q4.PRO\MethDB\PFAS_L14-7-13-17.mdb 14 Jul 2017 08:41:09

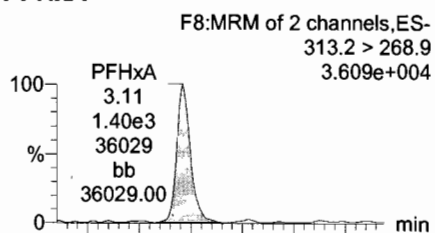
Calibration: U:\Q4.PRO\CurveDB\C18_VAL-PFAS_Q4_7-10-17-L14A.cdb 14 Jul 2017 08:57:46

Name: 170713M1_2, Date: 13-Jul-2017, Time: 16:10:55, ID: ST170713M1-1 PFC CS-1 17G1230, Description: PFC CS-1 17G1230

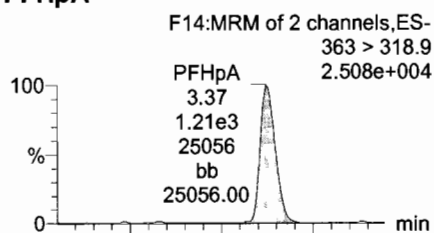
Total PFBS



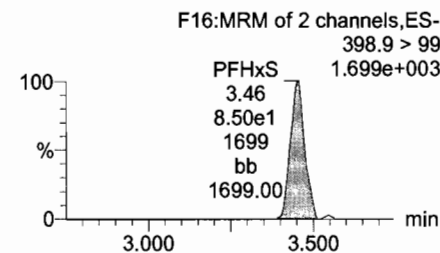
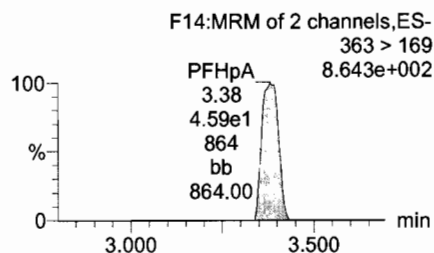
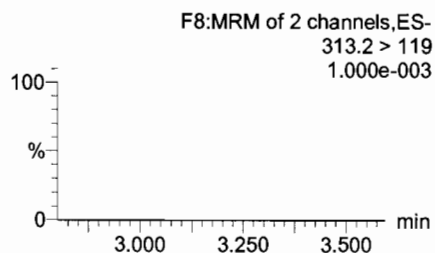
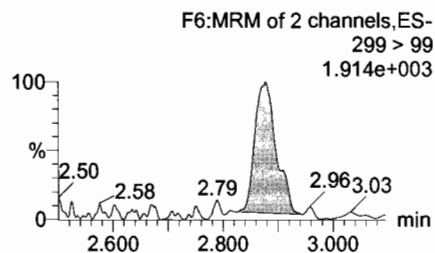
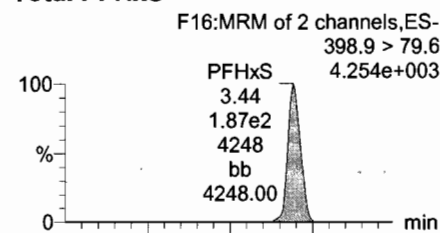
PFHxA



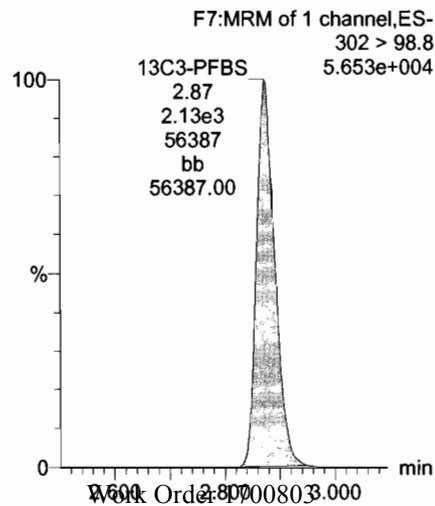
PFHpA



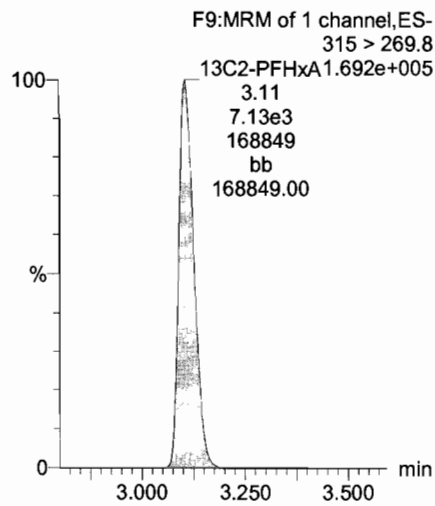
Total PFHxS



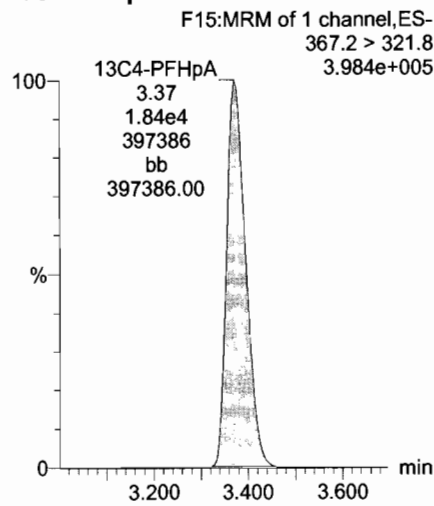
13C3-PFBS



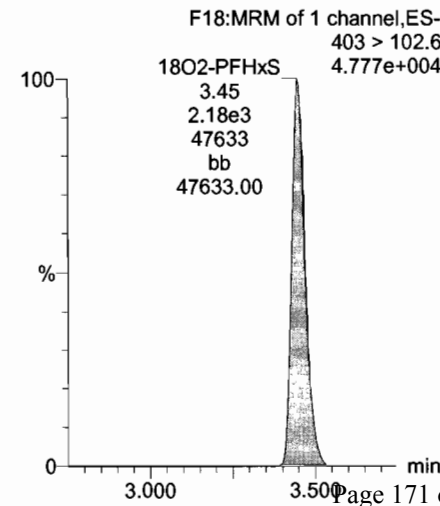
13C2-PFHxA



13C4-PFHpA



18O2-PFHxS



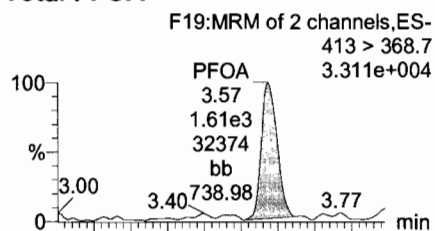
Dataset: U:\Q4.PRO\results\170713M1\170713M1-2.qld

Last Altered: Tuesday, July 18, 2017 07:37:58 Pacific Daylight Time

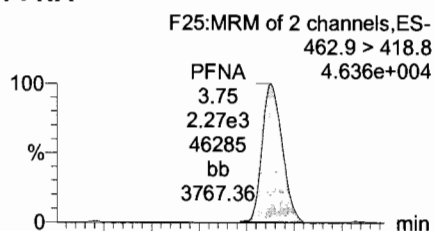
Printed: Tuesday, July 18, 2017 07:38:49 Pacific Daylight Time

Name: 170713M1_2, Date: 13-Jul-2017, Time: 16:10:55, ID: ST170713M1-1 PFC CS-1 17G1230, Description: PFC CS-1 17G1230

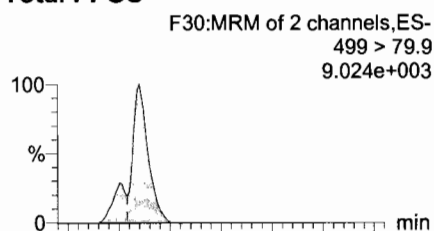
Total PFOA



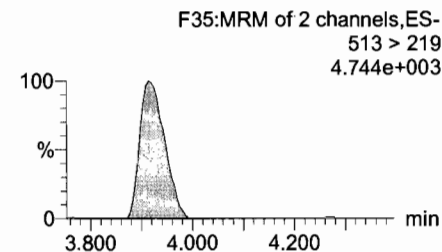
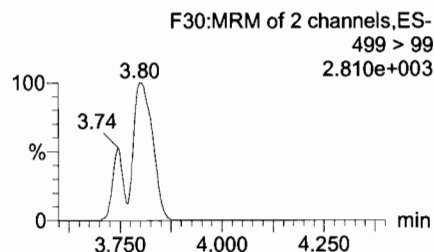
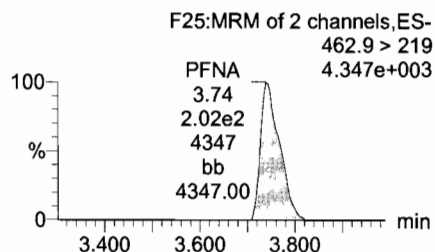
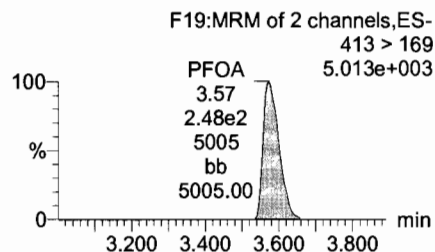
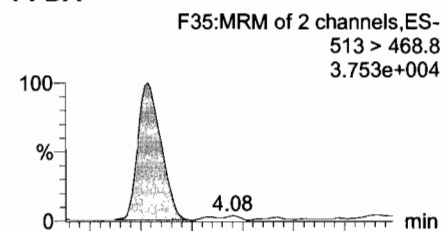
PFNA



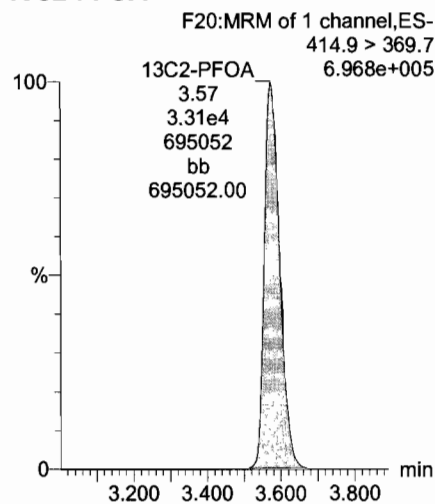
Total PFOS



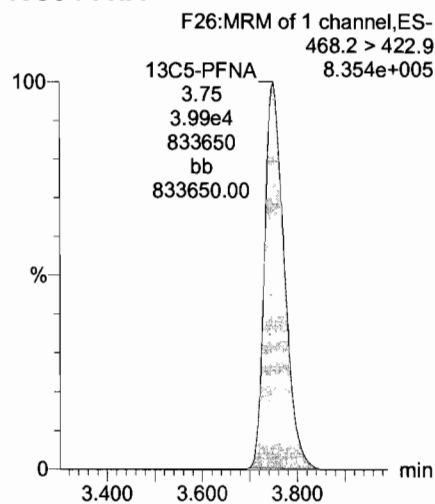
PFDA



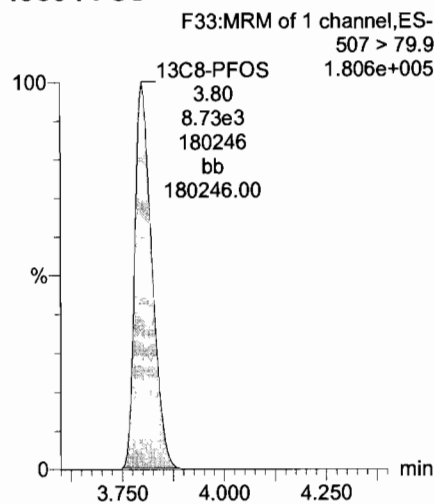
13C2-PFOA



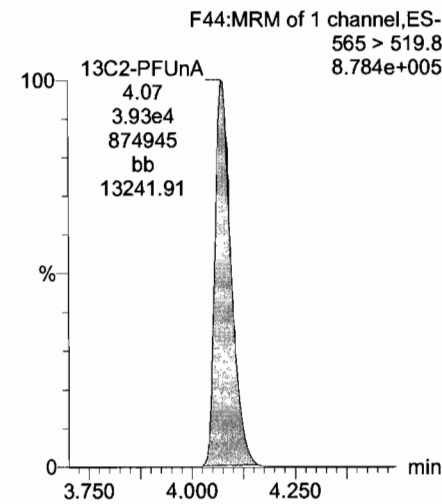
13C5-PFNA



13C8-PFOS



13C2-PFUnA

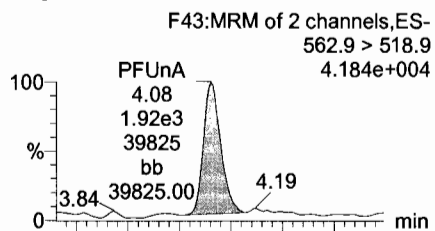


Dataset: U:\Q4.PRO\results\170713M1\170713M1-2.qld

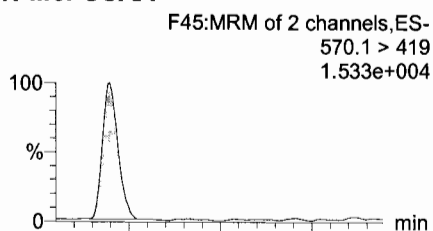
Last Altered: Tuesday, July 18, 2017 07:37:58 Pacific Daylight Time
Printed: Tuesday, July 18, 2017 07:38:49 Pacific Daylight Time

Name: 170713M1_2, Date: 13-Jul-2017, Time: 16:10:55, ID: ST170713M1-1 PFC CS-1 17G1230, Description: PFC CS-1 17G1230

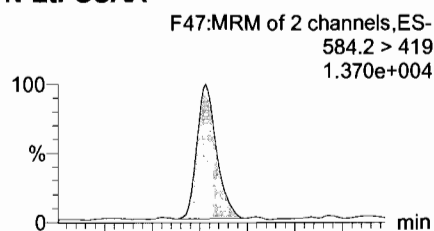
PFUnA



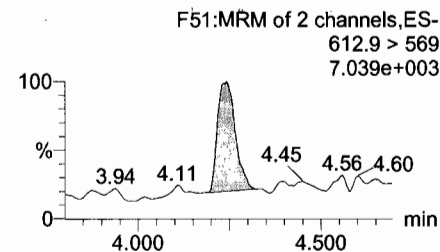
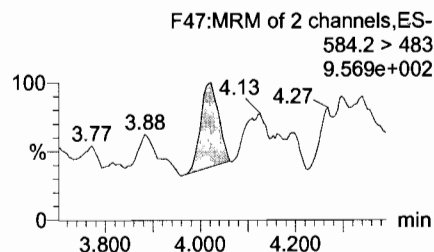
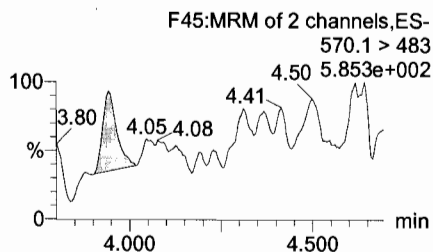
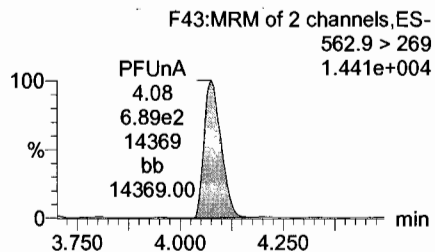
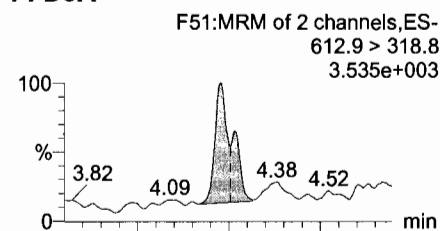
N-MeFOSAA



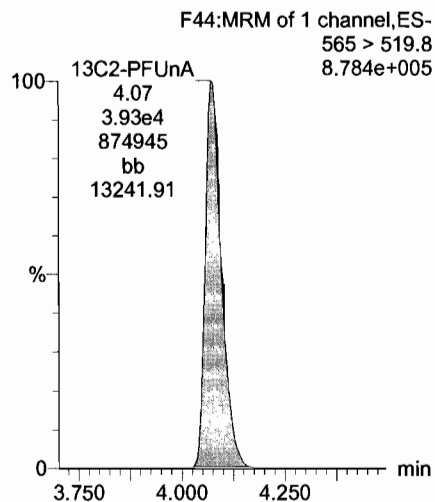
N-EtFOSAA



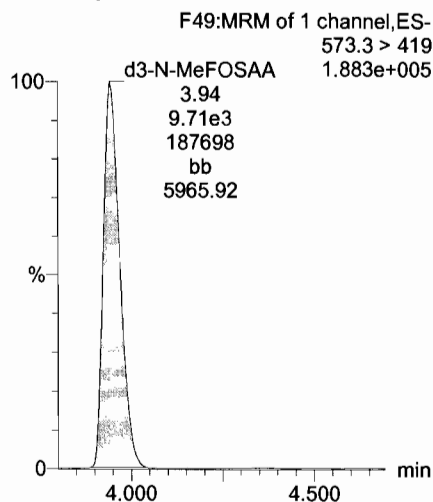
PFDoA



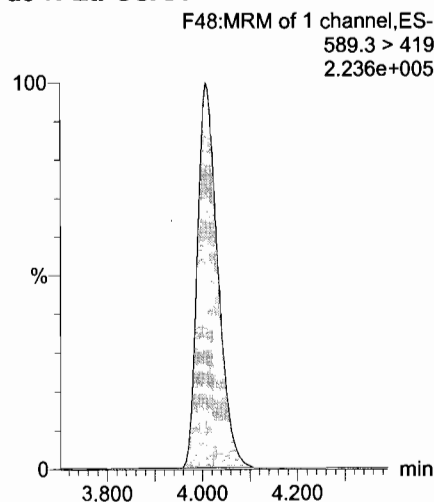
13C2-PFUnA



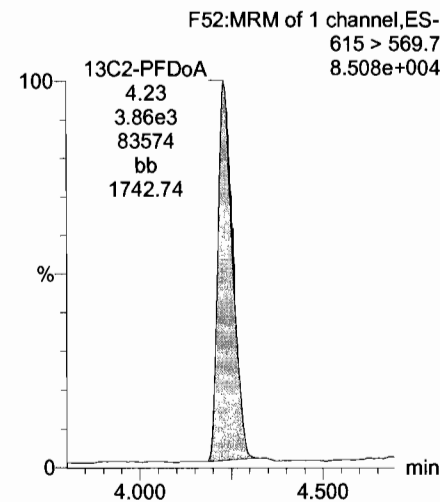
d3-N-MeFOSAA



d5-N-EtFOSAA



13C2-PFDoA



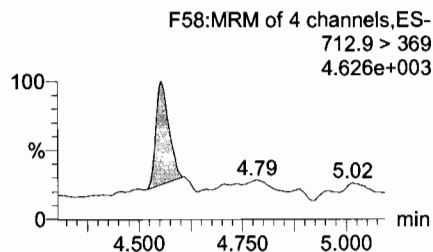
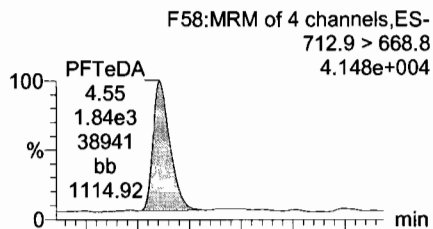
Dataset: U:\Q4.PRO\results\170713M1\170713M1-2.qld

Last Altered: Tuesday, July 18, 2017 07:37:58 Pacific Daylight Time

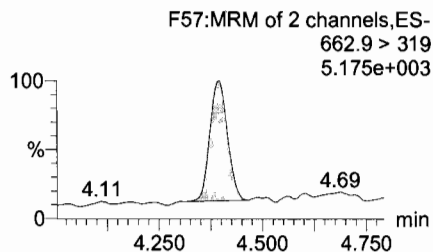
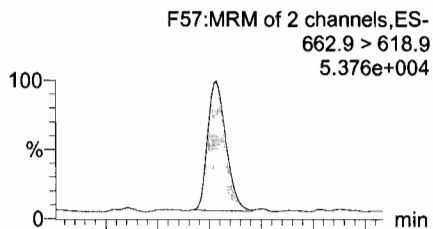
Printed: Tuesday, July 18, 2017 07:38:49 Pacific Daylight Time

Name: 170713M1_2, Date: 13-Jul-2017, Time: 16:10:55, ID: ST170713M1-1 PFC CS-1 17G1230, Description: PFC CS-1 17G1230

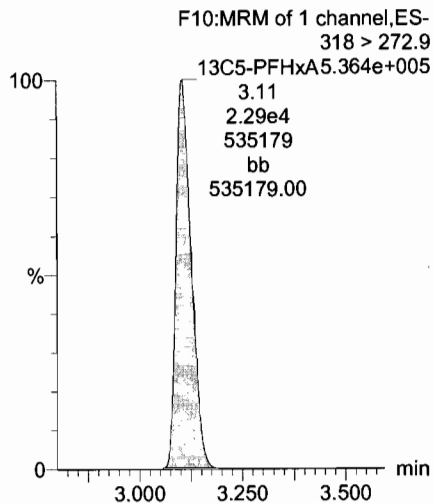
PFTeDA



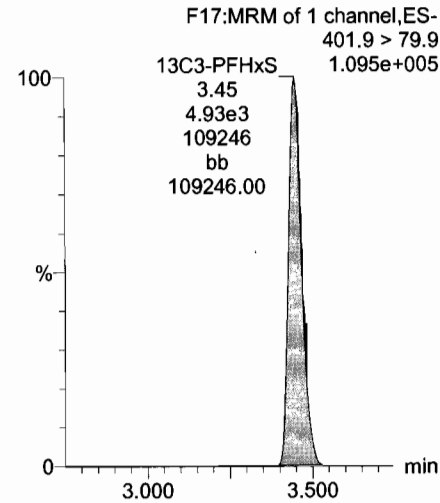
PFTrDA



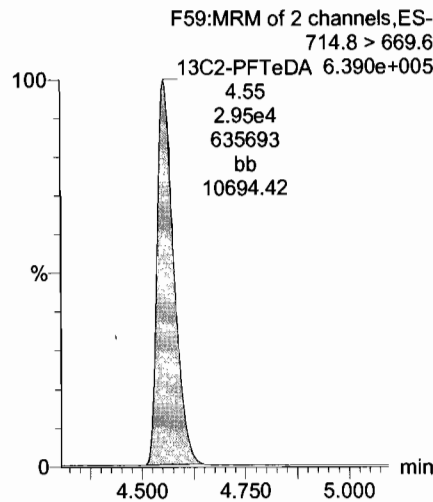
13C5-PFHxA



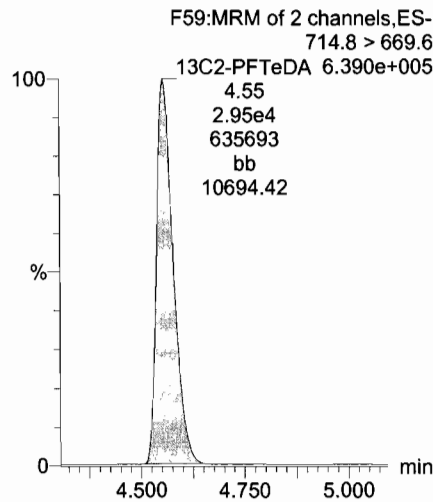
13C3-PFHxS



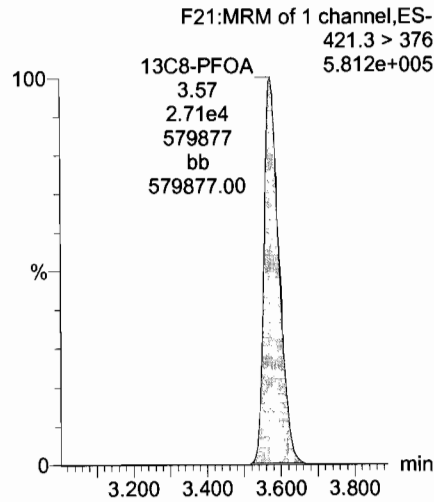
13C2-PFTeDA



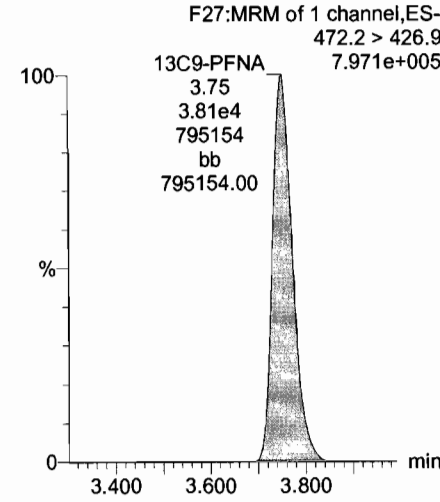
13C2-PFTeDA



13C8-PFOA



13C9-PFNA



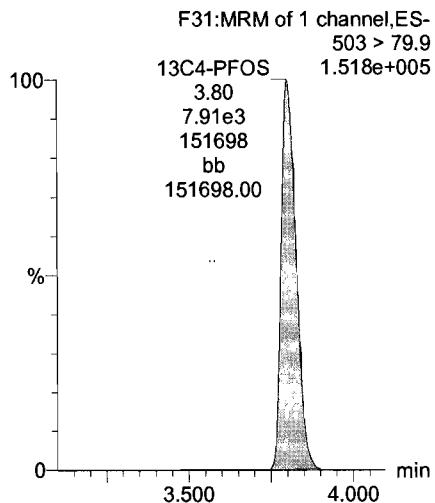
Dataset: U:\Q4.PRO\results\170713M1\170713M1-2.qld

Last Altered: Tuesday, July 18, 2017 07:37:58 Pacific Daylight Time

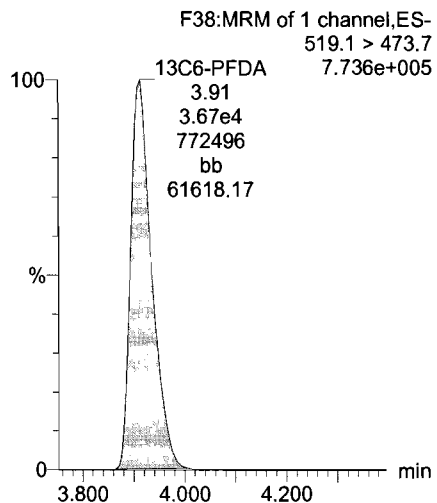
Printed: Tuesday, July 18, 2017 07:38:49 Pacific Daylight Time

Name: 170713M1_2, Date: 13-Jul-2017, Time: 16:10:55, ID: ST170713M1-1 PFC CS-1 17G1230, Description: PFC CS-1 17G1230

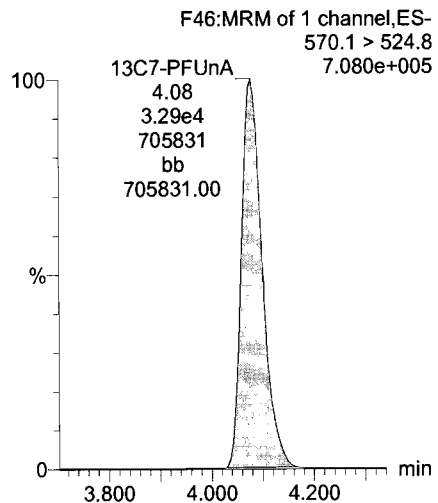
13C4-PFOS



13C6-PFDA



13C7-PFUnA



Dataset: U:\Q4.PRO\results\170713M1\170713M1-20.qld

Last Altered: Tuesday, July 18, 2017 07:41:57 Pacific Daylight Time
Printed: Tuesday, July 18, 2017 07:48:39 Pacific Daylight Time

ⓐ Exceeds method criteria.

AC
7/18/17

Method: U:\Q4.PRO\MethDB\PFAS_L14-7-13-17.mdb 14 Jul 2017 08:41:09
Calibration: U:\Q4.PRO\CurveDB\C18_VAL-PFAS_Q4_7-10-17-L14A.cdb 14 Jul 2017 08:57:46

Name: 170713M1_20, Date: 13-Jul-2017, Time: 19:30:32, ID: ST170713M1-2 PFC CS3 17G1231, Description: PFC CS3 17G1231

#	Name	Trace	Area	IS Area	Wt./Vol.	RRF	Pred.RT	RT	y Axis Resp.	Conc.	%Rec
1	1 PFBS	299 > 79.7	3.81e3	2.16e3	1.0000		2.92	2.90	22.0	9.71	97.1
2	2 PFHxA	313.2 > 268.9	2.67e4	6.72e3	1.0000		3.16	3.13	19.9	12.1	121.2
3	3 PFHpA	363 > 318.9	1.97e4	1.82e4	1.0000		3.43	3.40	13.5	9.39	93.9
4	4 PFHxS	398.9 > 79.6	3.27e3	2.18e3	1.0000		3.55	3.47	18.7	10.2	101.9
5	5 PFOA	413 > 368.7	3.40e4	3.88e4	1.0000		3.63	3.59	11.0	9.54	95.4
6	6 PFNA	462.9 > 418.8	4.17e4	3.93e4	1.0000		3.82	3.77	13.3	9.67	96.7
7	7 PFOS	499 > 79.9	6.60e3	8.77e3	1.0000		3.86	3.82	9.40	8.37	83.7
8	8 PFDA	513 > 468.8	5.20e4	3.95e4	1.0000		4.00	3.94	16.5	10.9	109.2
9	9 PFUnA	562.9 > 518.9	3.18e4	4.11e4	1.0000		4.16	4.10	9.68	9.19	91.9
10	10 N-MeFOSAA	570.1 > 419	1.39e4	9.36e3	1.0000		4.00	3.96	18.5	9.94	99.4
11	11 N-EtFOSAA	584.2 > 419	1.15e4	1.03e4	1.0000		4.08	4.03	14.0	10.3	102.6
12	12 PFDoA	612.9 > 318.8	5.45e3	3.84e3	1.0000		4.32	4.25	17.7	19.8 ⓐ	198.5
13	13 PFTrDA	662.9 > 618.9	4.89e4	3.84e3	1.0000		4.50	4.42	159	11.8	118.3
14	14 PFTeDA	712.9 > 668.8	2.90e4	2.80e4	1.0000		4.66	4.58	12.9	10.3	102.5
15	15 13C3-PFBA	216.1 > 171.8	9.12e3	1.00e4	1.0000	0.918	1.43	1.38	11.4	12.4	99.4
16	16 13C3-PFPeA	266 > 221.8	1.65e4	2.37e4	1.0000	0.275	2.72	2.68	3.47	12.6	101.1
17	17 13C3-PFBS	302 > 98.8	2.16e3	2.37e4	1.0000	0.033	2.92	2.90	0.456	13.8	110.1
18	18 13C2-PFHxA	315 > 269.8	6.72e3	2.37e4	1.0000	0.304	3.16	3.13	1.42	4.67	93.3
19	19 13C4-PFHpA	367.2 > 321.8	1.82e4	2.37e4	1.0000	0.306	3.43	3.40	3.84	12.5	100.3
20	20 18O2-PFHxS	403 > 102.6	2.18e3	4.83e3	1.0000	0.437	3.55	3.47	5.64	12.9	103.2
21	21 13C2-PFOA	414.9 > 369.7	3.88e4	3.03e4	1.0000	1.292	3.63	3.59	16.0	12.4	99.0
22	22 13C5-PFNA	468.2 > 422.9	3.93e4	3.95e4	1.0000	0.980	3.82	3.77	12.4	12.7	101.4
23	23 13C8-PFOS	507 > 79.9	8.77e3	7.99e3	1.0000	1.098	3.86	3.82	13.7	12.5	100.0
24	24 13C2-PFDA	515.1 > 469.9	3.95e4	4.31e4	1.0000	0.928	4.00	3.94	11.5	12.4	98.8
25	25 13C2-PFUnA	565 > 519.8	4.11e4	4.51e4	1.0000	1.083	4.16	4.10	11.4	10.5	84.1
26	26 d3-N-MeFOSAA	573.3 > 419	9.36e3	4.51e4	1.0000	0.224	4.00	3.97	2.59	11.6	92.4
27	27 d5-N-EtFOSAA	589.3 > 419	1.03e4	4.51e4	1.0000	0.230	4.08	4.03	2.85	12.4	99.0
28	28 13C2-PFDoA	615 > 569.7	3.84e3	4.51e4	1.0000	0.130	4.32	4.25	1.06	8.19	65.5
29	29 13C2-PFTeDA	714.8 > 669.6	2.80e4	4.51e4	1.0000	1.018	4.66	4.58	7.76	7.63	61.0
30	30 13C4-PFBA	217 > 171.8	1.00e4	1.00e4	1.0000	1.000	1.43	1.39	12.5	12.5	100.0
31	Work Order 170713M1	318 > 272.9	2.37e4	2.37e4	1.0000	1.000	3.18	3.13	5.00	5.00	100.0

70-130
↓
50-150
↓

Dataset: U:\Q4.PRO\results\170713M1\170713M1-20.qld

Last Altered: Tuesday, July 18, 2017 07:41:57 Pacific Daylight Time

Printed: Tuesday, July 18, 2017 07:48:39 Pacific Daylight Time

Name: 170713M1_20, Date: 13-Jul-2017, Time: 19:30:32, ID: ST170713M1-2 PFC CS3 17G1231, Description: PFC CS3 17G1231

#	Name	Trace	Area	IS Area	Wt./Vol.	RRF	Pred.RT	RT	y Axis Resp.	Conc.	%Rec
32	32 13C3-PFHxS	401.9 > 79.9	4.83e3	4.83e3	1.0000	1.000	3.55	3.47	12.5	12.5	100.0
33	33 13C8-PFOA	421.3 > 376	3.03e4	3.03e4	1.0000	1.000	3.63	3.59	12.5	12.5	100.0
34	34 13C9-PFNA	472.2 > 426.9	3.95e4	3.95e4	1.0000	1.000	3.82	3.77	12.5	12.5	100.0
35	35 13C4-PFOS	503 > 79.9	7.99e3	7.99e3	1.0000	1.000	3.86	3.82	12.5	12.5	100.0
36	36 13C6-PFDA	519.1 > 473.7	4.31e4	4.31e4	1.0000	1.000	4.00	3.94	12.5	12.5	100.0
37	37 13C7-PFUnA	570.1 > 524.8	4.51e4	4.51e4	1.0000	1.000	4.16	4.10	12.5	12.5	100.0

Dataset: Untitled

Last Altered: Tuesday, July 18, 2017 07:58:37 Pacific Daylight Time
Printed: Tuesday, July 18, 2017 07:59:16 Pacific Daylight Time

Method: U:\Q4.PRO\MethDB\PFAS_L14-7-13-17.mdb 14 Jul 2017 08:41:09
Calibration: U:\Q4.PRO\CurveDB\C18_VAL-PFAS_Q4_7-10-17-L14A.cdb 14 Jul 2017 08:57:46

Compound name: PFBS

Name	ID	Acq.Date	Acq.Time
170713M1_1	IPA	13-Jul-17	16:00:11
170713M1_2	ST170713M1-1 PFC CS-1 17G1230	13-Jul-17	16:10:55
170713M1_3	IPA	13-Jul-17	16:21:34
170713M1_4	B7G0049-BS1 OPR 0.125	13-Jul-17	16:38:24
170713M1_5	B7G0054-BS1 OPR 0.125	13-Jul-17	16:49:10
170713M1_6	IPA	13-Jul-17	16:59:57
170713M1_7	B7G0049-BLK1 Method Blank 0.125	13-Jul-17	17:10:36
170713M1_8	B7G0054-BLK1 Method Blank 0.125	13-Jul-17	17:22:39
170713M1_9	1700804-01RE1 IRPSite7-GW-07GW41-2017...	13-Jul-17	17:33:22
170713M1_10	1700804-02RE1 IRPSite5-GW-05GW01-2017...	13-Jul-17	17:44:00
170713M1_11	1700804-03RE1 IRPSite5-GW-FD01-2017062...	13-Jul-17	17:54:39
170713M1_12	1700804-04RE1 IRPSite33-GW-FRB01-2017...	13-Jul-17	18:05:18
170713M1_13	1700804-05RE1 IRPSite33-GW-11MW204D-2...	13-Jul-17	18:15:56
170713M1_14	1700804-06RE1 IRPSite33-GW-11MW204S-2...	13-Jul-17	18:26:34
170713M1_15	1700804-07RE1 Bldg 110-GW-11MW205D-20...	13-Jul-17	18:37:13
170713M1_16	1700804-08RE1 Bldg 110-GW-FRB01-201706...	13-Jul-17	18:47:51
170713M1_17	1700804-09RE1 Bldg 110-GW-11MW205S-20...	13-Jul-17	18:58:37
170713M1_18	1700804-10RE1 IRPSite7-GW-07GW102-201...	13-Jul-17	19:09:16
170713M1_19	IPA	13-Jul-17	19:19:54
170713M1_20	ST170713M1-2 PFC CS3 17G1231	13-Jul-17	19:30:32
170713M1_21	IPA	13-Jul-17	19:41:11
170713M1_22	1700804-11RE1 IRPSite5-GW-04GW82-2017...	13-Jul-17	19:51:49
170713M1_23	1700803-01RE1 SB01 0.11986	13-Jul-17	20:02:28
170713M1_24	1700803-02RE1 EB01 0.12093	13-Jul-17	20:13:06
170713M1_25	1700803-03RE1 IRPSite7-GW-46GW205-201...	13-Jul-17	20:23:44
170713M1_26	1700803-04RE1 IRPSite7-GW-FD01-2017062...	13-Jul-17	20:34:23
170713M1_27	1700803-05RE1 IRPSite7-GW-07GW202-201...	13-Jul-17	20:45:01
170713M1_28	1700803-06RE1 IRPSite7-GW-FRB01-20170...	13-Jul-17	20:55:40
170713M1_29	1700803-07RE1 IRPSite5-GW-FRB01-20170...	13-Jul-17	21:06:18
170713M1_30	1700803-08RE1 IRPSite5-GW-04GW81S-201...	13-Jul-17	21:16:56
170713M1_31	1700803-09RE1 IRPSite5-GW-04GW80-2017...	13-Jul-17	21:27:35

Dataset: Untitled

Last Altered: Tuesday, July 18, 2017 07:58:37 Pacific Daylight Time

Printed: Tuesday, July 18, 2017 07:59:16 Pacific Daylight Time

Compound name: PFBS

	Name	ID	Acq.Date	Acq.Time
32	170713M1_32	B7G0054-MS1 Matrix Spike 0.12064	13-Jul-17	21:38:13
33	170713M1_33	B7G0054-MSD1 Matrix Spike Dup 0.11356	13-Jul-17	21:48:51
34	170713M1_34	IPA	13-Jul-17	21:59:30
35	170713M1_35	ST170713M1-3 PFC CS3 17G1231	13-Jul-17	22:10:08
36	170713M1_36	IPA	13-Jul-17	22:20:47
37	170713M1_37	1700803-10RE1 EB02 0.12181	13-Jul-17	22:31:25
38	170713M1_38	1700836-01RE1 DPH-MW11 0.11781	13-Jul-17	22:42:03
39	170713M1_39	1700836-02RE1 DPH-B7 0.12115	13-Jul-17	22:52:42
40	170713M1_40	1700836-03RE1 DPH-MW3-17 0.11871	13-Jul-17	23:03:20
41	170713M1_41	1700836-04RE1 DPH-EX4 0.11551	13-Jul-17	23:13:59
42	170713M1_42	1700836-05RE1 DPH-MW6-17 0.11801	13-Jul-17	23:24:37
43	170713M1_43	IPA	13-Jul-17	23:35:15
44	170713M1_44	ST170713M1-4 PFC CS3 17G1231	13-Jul-17	23:45:54

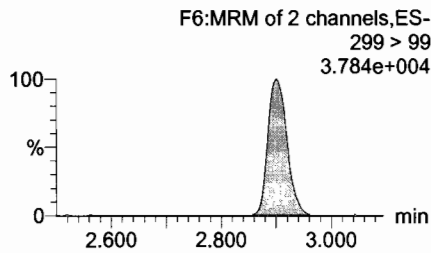
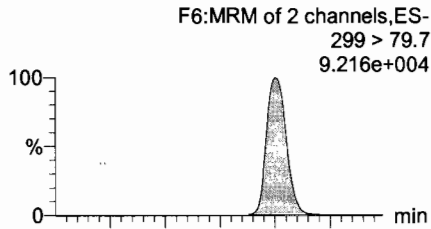
Dataset: U:\Q4.PRO\results\170713M1\170713M1-20.qld

Last Altered: Tuesday, July 18, 2017 07:41:57 Pacific Daylight Time
Printed: Tuesday, July 18, 2017 07:48:39 Pacific Daylight Time

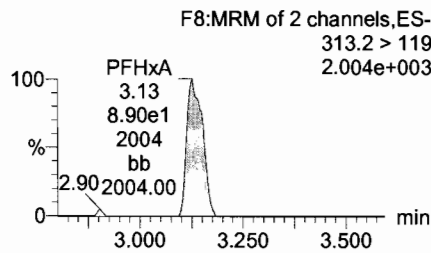
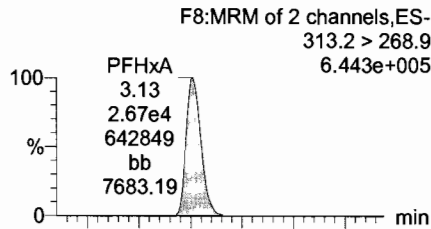
Method: U:\Q4.PRO\MethDB\PFAS_L14-7-13-17.mdb 14 Jul 2017 08:41:09
Calibration: U:\Q4.PRO\CurveDB\C18_VAL-PFAS_Q4_7-10-17-L14A.cdb 14 Jul 2017 08:57:46

Name: 170713M1_20, Date: 13-Jul-2017, Time: 19:30:32, ID: ST170713M1-2 PFC CS3 17G1231, Description: PFC CS3 17G1231

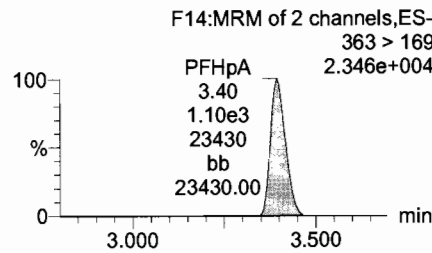
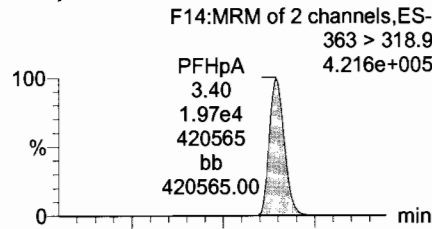
Total PFBS



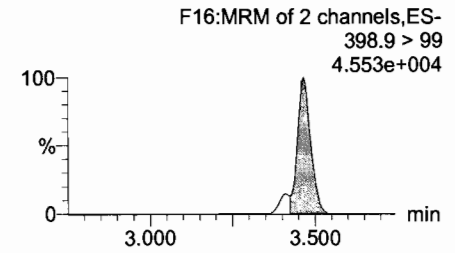
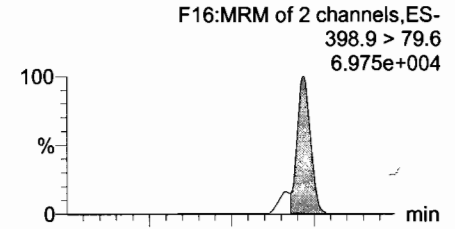
PFHxA



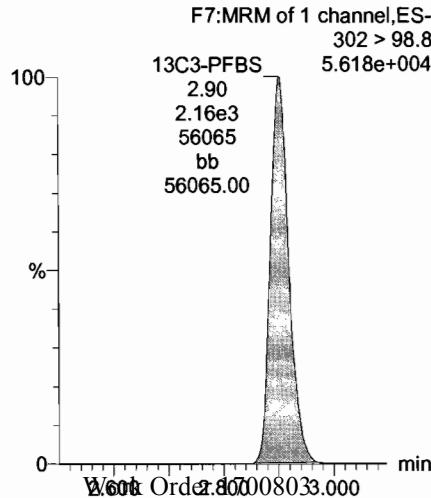
PFHpA



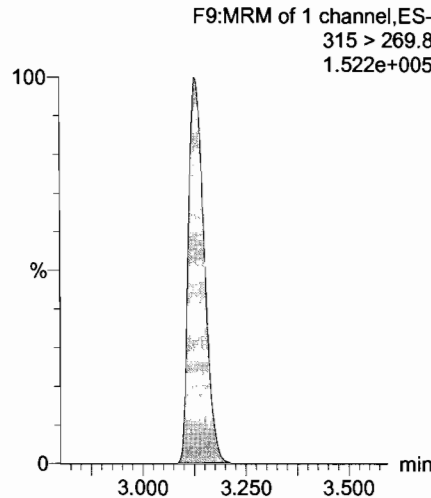
Total PFHxS



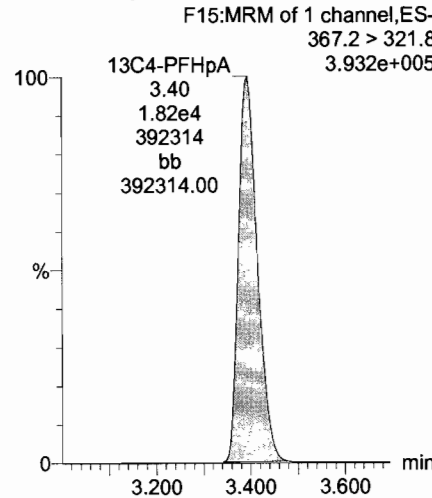
13C3-PFBS



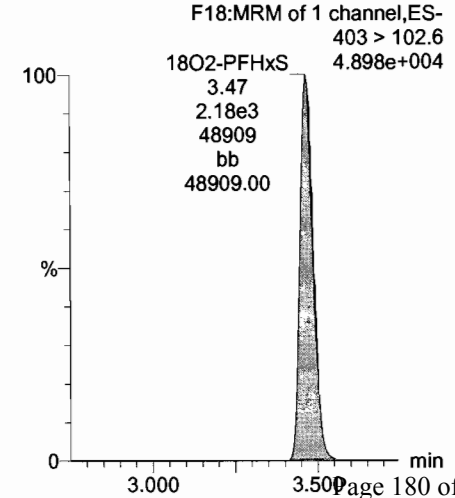
13C2-PFHxA



13C4-PFHpA



18O2-PFHxS



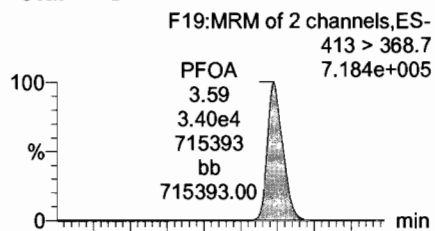
Dataset: U:\Q4.PRO\results\170713M1\170713M1-20.qld

Last Altered: Tuesday, July 18, 2017 07:41:57 Pacific Daylight Time

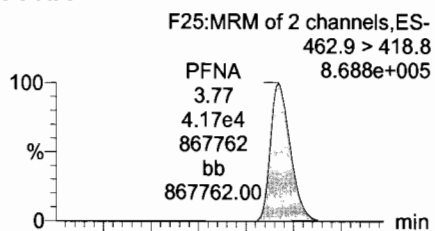
Printed: Tuesday, July 18, 2017 07:48:39 Pacific Daylight Time

Name: 170713M1_20, Date: 13-Jul-2017, Time: 19:30:32, ID: ST170713M1-2 PFC CS3 17G1231, Description: PFC CS3 17G1231

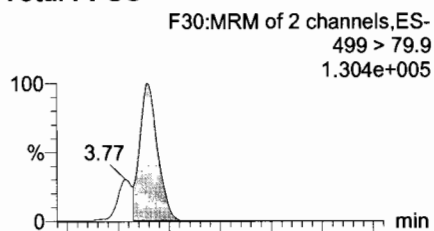
Total PFOA



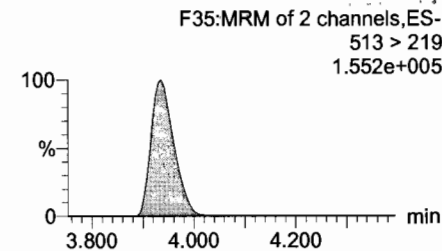
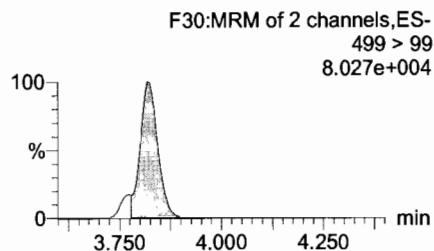
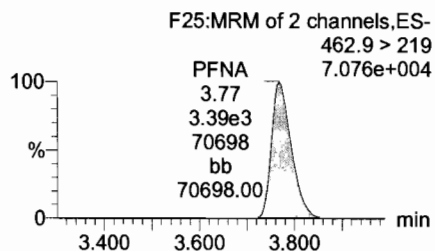
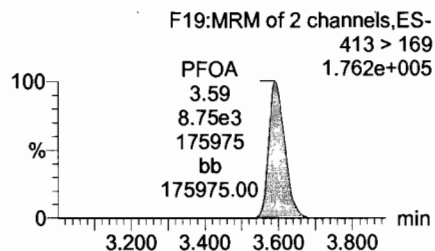
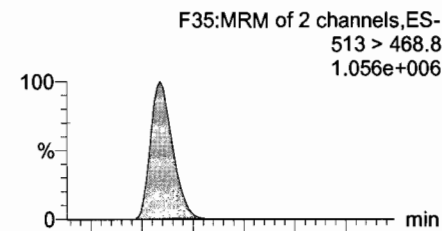
PFNA



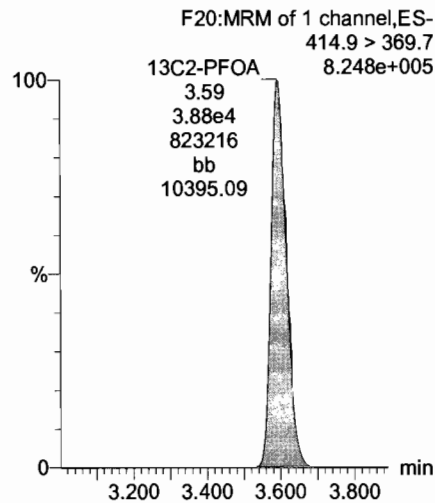
Total PFOS



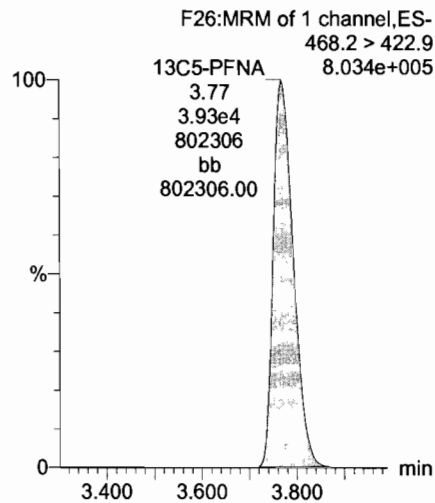
PFDA



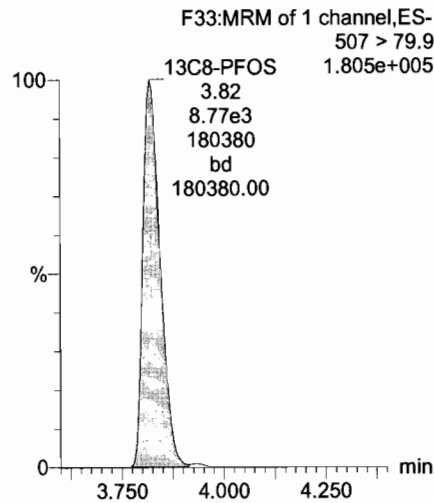
13C2-PFOA



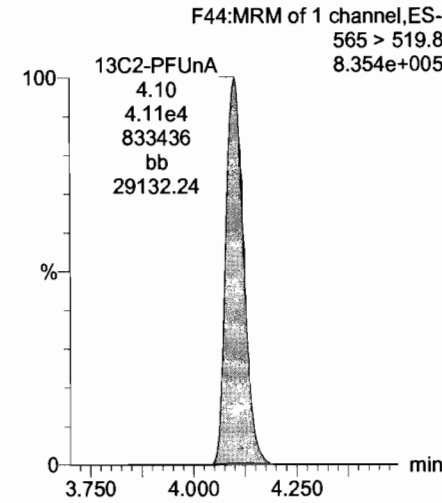
13C5-PFNA



13C8-PFOS



13C2-PFUnA



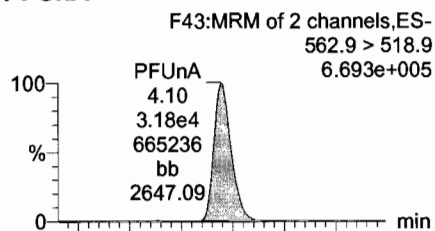
Dataset: U:\Q4.PRO\results\170713M1\170713M1-20.qld

Last Altered: Tuesday, July 18, 2017 07:41:57 Pacific Daylight Time

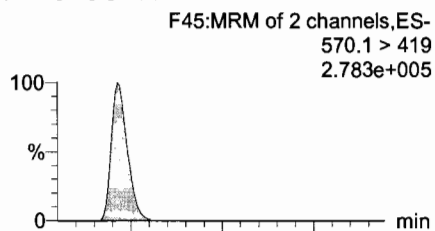
Printed: Tuesday, July 18, 2017 07:48:39 Pacific Daylight Time

Name: 170713M1_20, Date: 13-Jul-2017, Time: 19:30:32, ID: ST170713M1-2 PFC CS3 17G1231, Description: PFC CS3 17G1231

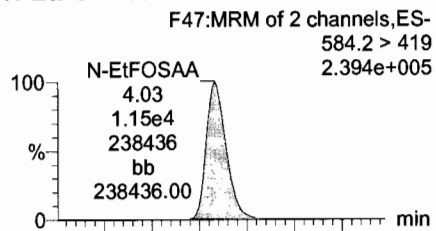
PFUnA



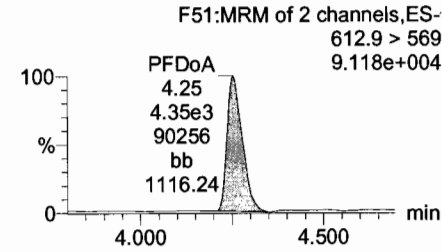
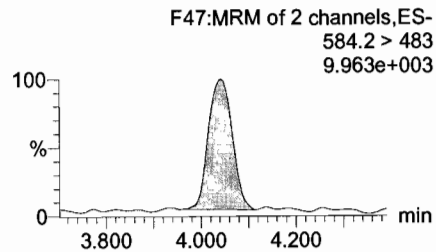
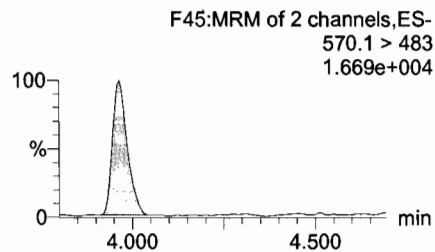
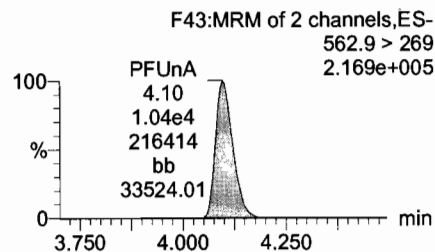
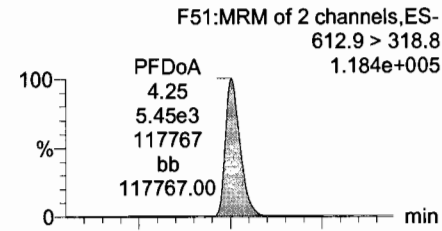
N-MeFOSAA



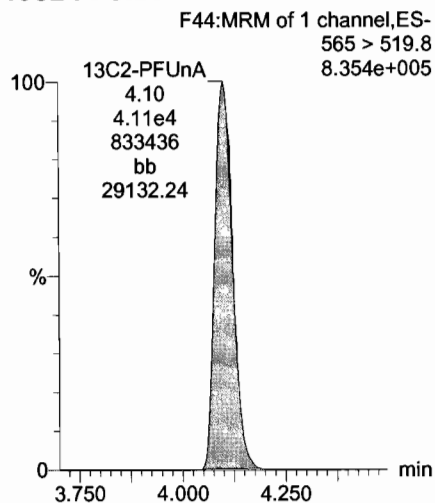
N-EtFOSAA



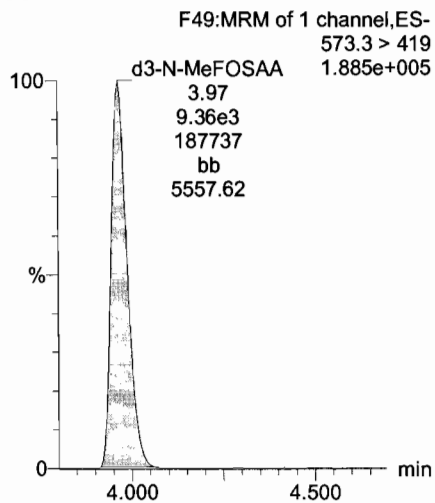
PFDoA



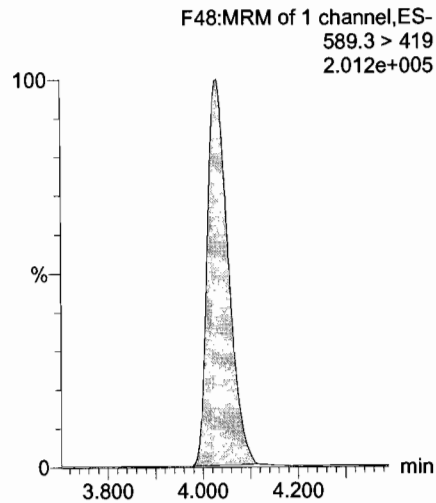
13C2-PFUnA



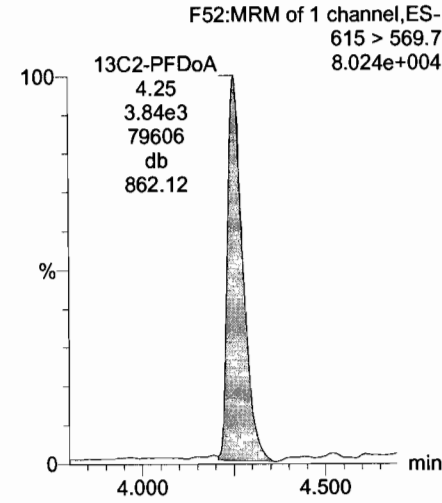
d3-N-MeFOSAA



d5-N-EtFOSAA



13C2-PFDoA

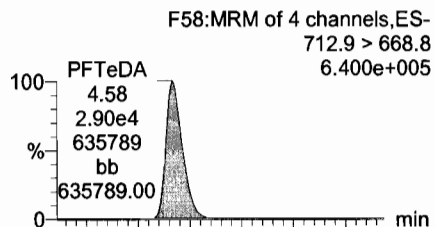


Dataset: U:\Q4.PRO\results\170713M1\170713M1-20.qld

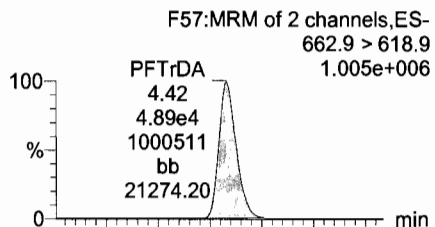
Last Altered: Tuesday, July 18, 2017 07:41:57 Pacific Daylight Time
Printed: Tuesday, July 18, 2017 07:48:39 Pacific Daylight Time

Name: 170713M1_20, Date: 13-Jul-2017, Time: 19:30:32, ID: ST170713M1-2 PFC CS3 17G1231, Description: PFC CS3 17G1231

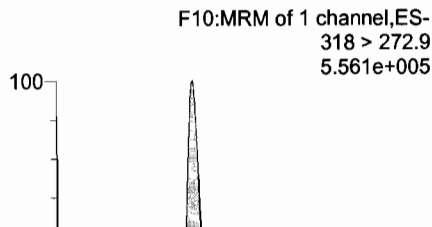
PFTeDA



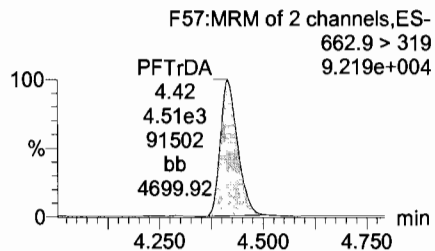
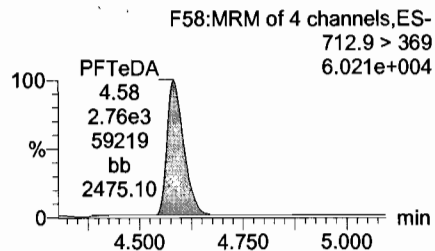

PFTrDA



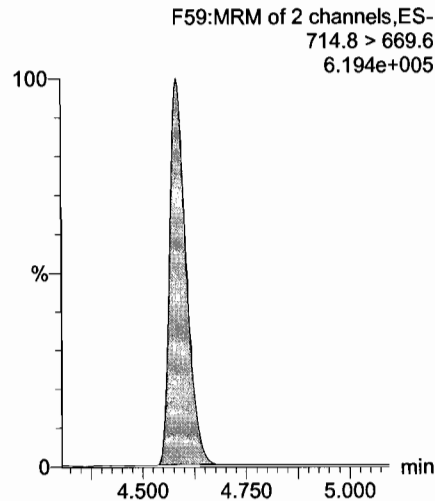
13C5-PFHxA



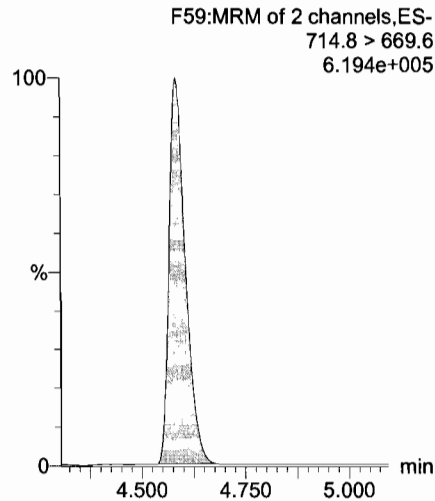
13C3-PFHxS



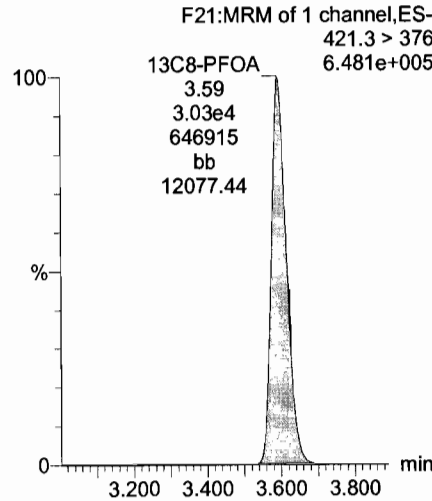
13C2-PFTeDA



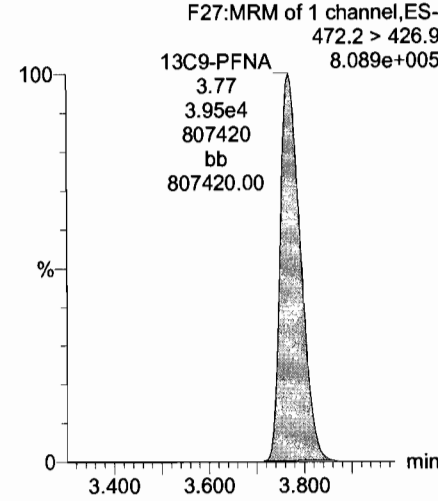
13C2-PFTrDA



13C8-PFOA



13C9-PFNA



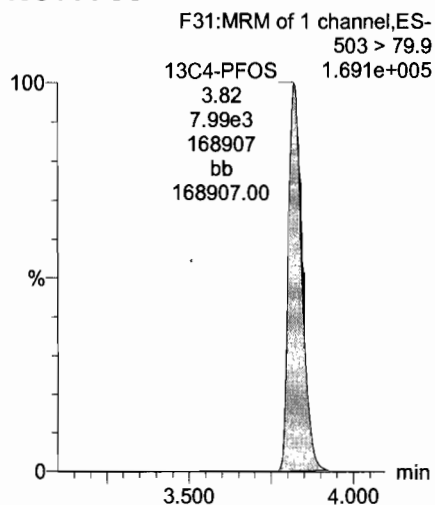
Dataset: U:\Q4.PRO\results\170713M1\170713M1-20.qld

Last Altered: Tuesday, July 18, 2017 07:41:57 Pacific Daylight Time

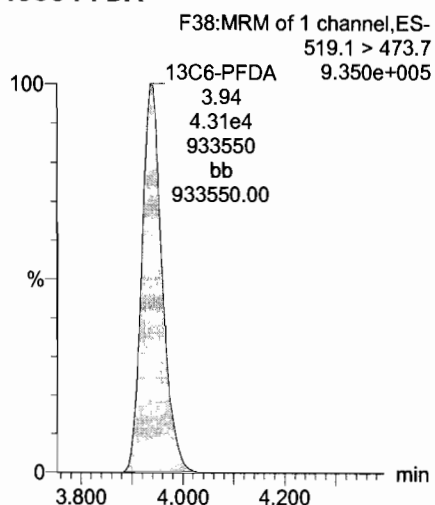
Printed: Tuesday, July 18, 2017 07:48:39 Pacific Daylight Time

Name: 170713M1_20, Date: 13-Jul-2017, Time: 19:30:32, ID: ST170713M1-2 PFC CS3 17G1231, Description: PFC CS3 17G1231

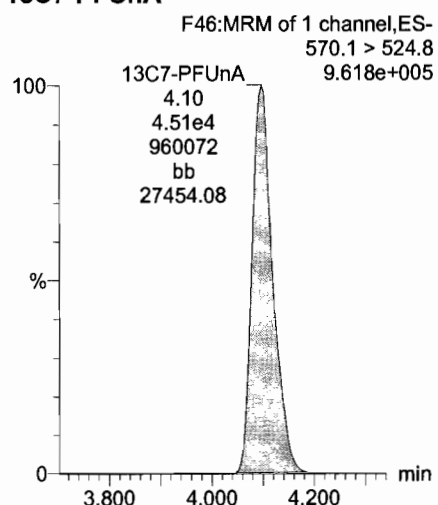
13C4-PFOS



13C6-PFDA



13C7-PFUnA



Dataset: U:\Q4.PRO\results\170713M1\170713M1-35.qld

Last Altered: Tuesday, July 18, 2017 07:54:43 Pacific Daylight Time
Printed: Tuesday, July 18, 2017 07:55:24 Pacific Daylight Time

Ⓐ Exceeds method criteria

AC
7/18/17

Method: U:\Q4.PRO\MethDB\PFAS_L14-7-13-17.mdb 14 Jul 2017 08:41:09

Calibration: U:\Q4.PRO\CurveDB\C18_VAL-PFAS_Q4_7-10-17-L14A.cdb 14 Jul 2017 08:57:46

Name: 170713M1_35, Date: 13-Jul-2017, Time: 22:10:08, ID: ST170713M1-3 PFC CS3 17G1231, Description: PFC CS3 17G1231

#	Name	Trace	Area	IS Area	Wt./Vol.	RRF	Pred.RT	RT	y Axis Resp.	Conc.	%Rec
1	1 PFBS	299 > 79.7	3.70e3	2.08e3	1.0000		2.92	2.91	22.2	9.80	98.0
2	2 PFHxA	313.2 > 268.9	2.54e4	7.25e3	1.0000		3.16	3.14	17.5	10.7	106.7
3	3 PFHpA	363 > 318.9	2.04e4	1.82e4	1.0000		3.43	3.40	14.0	9.74	97.4
4	4 PFHxS	398.9 > 79.6	3.48e3	2.19e3	1.0000		3.55	3.47	19.8	10.8	107.7
5	5 PFOA	413 > 368.7	3.32e4	3.59e4	1.0000		3.63	3.60	11.6	10.1	100.7
6	6 PFNA	462.9 > 418.8	4.04e4	3.84e4	1.0000		3.82	3.77	13.2	9.59	95.9
7	7 PFOS	499 > 79.9	8.14e3	7.80e3	1.0000		3.86	3.82	13.0	11.6	115.5
8	8 PFDA	513 > 468.8	4.51e4	3.48e4	1.0000		4.00	3.94	16.2	10.8	107.7
9	9 PFUnA	562.9 > 518.9	2.89e4	3.79e4	1.0000		4.16	4.10	9.53	9.05	90.5
10	10 N-MeFOSAA	570.1 > 419	1.36e4	9.96e3	1.0000		4.00	3.97	17.0	9.11	91.1
11	11 N-EtFOSAA	584.2 > 419	1.14e4	1.05e4	1.0000		4.08	4.04	13.6	9.96	99.6
12	12 PFDoA	612.9 > 318.8	5.67e3	3.27e3	1.0000		4.32	4.26	21.6	23.5	Ⓐ 234.5
13	13 PFTeDA	662.9 > 618.9	4.36e4	3.27e3	1.0000		4.50	4.42	166	12.4	123.8
14	14 PFTeDA	712.9 > 668.8	2.39e4	2.26e4	1.0000		4.66	4.59	13.2	10.5	104.7
15	15 13C3-PFBA	216.1 > 171.8	8.88e3	9.73e3	1.0000	0.918	1.43	1.40	11.4	12.4	99.4
16	16 13C3-PFPeA	266 > 221.8	1.56e4	2.23e4	1.0000	0.275	2.72	2.68	3.48	12.7	101.4
17	17 13C3-PFBS	302 > 98.8	2.08e3	2.23e4	1.0000	0.033	2.92	2.91	0.465	14.0	112.4
18	18 13C2-PFHxA	315 > 269.8	7.25e3	2.23e4	1.0000	0.304	3.16	3.14	1.62	5.34	106.9
19	19 13C4-PFHpA	367.2 > 321.8	1.82e4	2.23e4	1.0000	0.306	3.43	3.40	4.06	13.3	106.2
20	20 18O2-PFHxS	403 > 102.6	2.19e3	4.73e3	1.0000	0.437	3.55	3.47	5.80	13.3	106.1
21	21 13C2-PFOA	414.9 > 369.7	3.59e4	3.00e4	1.0000	1.292	3.63	3.60	15.0	11.6	92.8
22	22 13C5-PFNA	468.2 > 422.9	3.84e4	3.92e4	1.0000	0.980	3.82	3.77	12.2	12.5	99.7
23	23 13C8-PFOS	507 > 79.9	7.80e3	7.96e3	1.0000	1.098	3.86	3.82	12.3	11.2	89.3
24	24 13C2-PFDA	515.1 > 469.9	3.48e4	3.67e4	1.0000	0.928	4.00	3.94	11.8	12.8	102.1
25	25 13C2-PFUnA	565 > 519.8	3.79e4	4.06e4	1.0000	1.083	4.16	4.10	11.7	10.8	86.2
26	26 d3-N-MeFOSAA	573.3 > 419	9.96e3	4.06e4	1.0000	0.224	4.00	3.97	3.06	13.7	109.3
27	27 d5-N-EtFOSAA	589.3 > 419	1.05e4	4.06e4	1.0000	0.230	4.08	4.03	3.24	14.1	113.0
28	28 13C2-PFDoA	615 > 569.7	3.27e3	4.06e4	1.0000	0.130	4.32	4.26	1.01	7.76	62.0
29	29 13C2-PFTeDA	714.8 > 669.6	2.26e4	4.06e4	1.0000	1.018	4.66	4.59	6.95	6.83	54.6
30	30 13C4-PFBA	217 > 171.8	9.73e3	9.73e3	1.0000	1.000	1.43	1.40	12.5	12.5	100.0
31	Work Order 570805	318 > 272.9	2.23e4	2.23e4	1.0000	1.000	3.18	3.14	5.00	5.00	100.0

10-130
↓
650-150
AC
7/18/17
↓

Dataset: U:\Q4.PRO\results\170713M1\170713M1-35.qld

Last Altered: Tuesday, July 18, 2017 07:54:43 Pacific Daylight Time

Printed: Tuesday, July 18, 2017 07:55:24 Pacific Daylight Time

Name: 170713M1_35, Date: 13-Jul-2017, Time: 22:10:08, ID: ST170713M1-3 PFC CS3 17G1231, Description: PFC CS3 17G1231

#	Name	Trace	Area	IS Area	Wt./Vol.	RRF	Pred.RT	RT	y Axis Resp.	Conc.	%Rec
32	32 13C3-PFHxS	401.9 > 79.9	4.73e3	4.73e3	1.0000	1.000	3.55	3.47	12.5	12.5	100.0
33	33 13C8-PFOA	421.3 > 376	3.00e4	3.00e4	1.0000	1.000	3.63	3.60	12.5	12.5	100.0
34	34 13C9-PFNA	472.2 > 426.9	3.92e4	3.92e4	1.0000	1.000	3.82	3.77	12.5	12.5	100.0
35	35 13C4-PFOS	503 > 79.9	7.96e3	7.96e3	1.0000	1.000	3.86	3.82	12.5	12.5	100.0
36	36 13C6-PFDA	519.1 > 473.7	3.67e4	3.67e4	1.0000	1.000	4.00	3.94	12.5	12.5	100.0
37	37 13C7-PFUnA	570.1 > 524.8	4.06e4	4.06e4	1.0000	1.000	4.16	4.10	12.5	12.5	100.0

Dataset: Untitled

Last Altered: Tuesday, July 18, 2017 07:58:37 Pacific Daylight Time
Printed: Tuesday, July 18, 2017 07:59:16 Pacific Daylight Time

Method: U:\Q4.PRO\MethDB\PFAS_L14-7-13-17.mdb 14 Jul 2017 08:41:09
Calibration: U:\Q4.PRO\CurveDB\C18_VAL-PFAS_Q4_7-10-17-L14A.cdb 14 Jul 2017 08:57:46

Compound name: PFBS

Name	ID	Acq.Date	Acq.Time
170713M1_1	IPA	13-Jul-17	16:00:11
170713M1_2	ST170713M1-1 PFC CS-1 17G1230	13-Jul-17	16:10:55
170713M1_3	IPA	13-Jul-17	16:21:34
170713M1_4	B7G0049-BS1 OPR 0.125	13-Jul-17	16:38:24
170713M1_5	B7G0054-BS1 OPR 0.125	13-Jul-17	16:49:10
170713M1_6	IPA	13-Jul-17	16:59:57
170713M1_7	B7G0049-BLK1 Method Blank 0.125	13-Jul-17	17:10:36
170713M1_8	B7G0054-BLK1 Method Blank 0.125	13-Jul-17	17:22:39
170713M1_9	1700804-01RE1 IRPSite7-GW-07GW41-2017...	13-Jul-17	17:33:22
170713M1_10	1700804-02RE1 IRPSite5-GW-05GW01-2017...	13-Jul-17	17:44:00
170713M1_11	1700804-03RE1 IRPSite5-GW-FD01-2017062...	13-Jul-17	17:54:39
170713M1_12	1700804-04RE1 IRPSite33-GW-FRB01-2017...	13-Jul-17	18:05:18
170713M1_13	1700804-05RE1 IRPSite33-GW-11MW204D-2...	13-Jul-17	18:15:56
170713M1_14	1700804-06RE1 IRPSite33-GW-11MW204S-2...	13-Jul-17	18:26:34
170713M1_15	1700804-07RE1 Bldg 110-GW-11MW205D-20...	13-Jul-17	18:37:13
170713M1_16	1700804-08RE1 Bldg 110-GW-FRB01-201706...	13-Jul-17	18:47:51
170713M1_17	1700804-09RE1 Bldg 110-GW-11MW205S-20...	13-Jul-17	18:58:37
170713M1_18	1700804-10RE1 IRPSite7-GW-07GW102-201...	13-Jul-17	19:09:16
170713M1_19	IPA	13-Jul-17	19:19:54
170713M1_20	ST170713M1-2 PFC CS3 17G1231	13-Jul-17	19:30:32
170713M1_21	IPA	13-Jul-17	19:41:11
170713M1_22	1700804-11RE1 IRPSite5-GW-04GW82-2017...	13-Jul-17	19:51:49
170713M1_23	1700803-01RE1 SB01 0.11986	13-Jul-17	20:02:28
170713M1_24	1700803-02RE1 EB01 0.12093	13-Jul-17	20:13:06
170713M1_25	1700803-03RE1 IRPSite7-GW-46GW205-201...	13-Jul-17	20:23:44
170713M1_26	1700803-04RE1 IRPSite7-GW-FD01-2017062...	13-Jul-17	20:34:23
170713M1_27	1700803-05RE1 IRPSite7-GW-07GW202-201...	13-Jul-17	20:45:01
170713M1_28	1700803-06RE1 IRPSite7-GW-FRB01-20170...	13-Jul-17	20:55:40
170713M1_29	1700803-07RE1 IRPSite5-GW-FRB01-20170...	13-Jul-17	21:06:18
170713M1_30	1700803-08RE1 IRPSite5-GW-04GW81S-201...	13-Jul-17	21:16:56
170713M1_31	1700803-09RE1 IRPSite5-GW-04GW80-2017...	13-Jul-17	21:27:35

Dataset: Untitled

Last Altered: Tuesday, July 18, 2017 07:58:37 Pacific Daylight Time

Printed: Tuesday, July 18, 2017 07:59:16 Pacific Daylight Time

Compound name: PFBS

	Name	ID	Acq.Date	Acq.Time
32	170713M1_32	B7G0054-MS1 Matrix Spike 0.12064	13-Jul-17	21:38:13
33	170713M1_33	B7G0054-MSD1 Matrix Spike Dup 0.11356	13-Jul-17	21:48:51
34	170713M1_34	IPA	13-Jul-17	21:59:30
35	170713M1_35	ST170713M1-3 PFC CS3 17G1231	13-Jul-17	22:10:08
36	170713M1_36	IPA	13-Jul-17	22:20:47
37	170713M1_37	1700803-10RE1 EB02 0.12181	13-Jul-17	22:31:25
38	170713M1_38	1700836-01RE1 DPH-MW11 0.11781	13-Jul-17	22:42:03
39	170713M1_39	1700836-02RE1 DPH-B7 0.12115	13-Jul-17	22:52:42
40	170713M1_40	1700836-03RE1 DPH-MW3-17 0.11871	13-Jul-17	23:03:20
41	170713M1_41	1700836-04RE1 DPH-EX4 0.11551	13-Jul-17	23:13:59
42	170713M1_42	1700836-05RE1 DPH-MW6-17 0.11801	13-Jul-17	23:24:37
43	170713M1_43	IPA	13-Jul-17	23:35:15
44	170713M1_44	ST170713M1-4 PFC CS3 17G1231	13-Jul-17	23:45:54

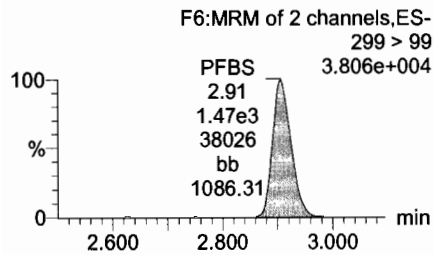
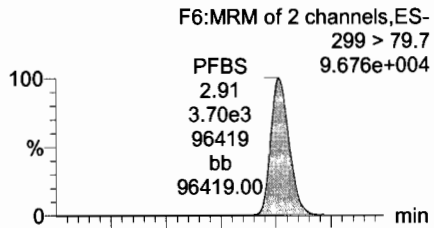
Dataset: U:\Q4.PRO\results\170713M1\170713M1-35.qld

Last Altered: Tuesday, July 18, 2017 07:54:43 Pacific Daylight Time
Printed: Tuesday, July 18, 2017 07:55:24 Pacific Daylight Time

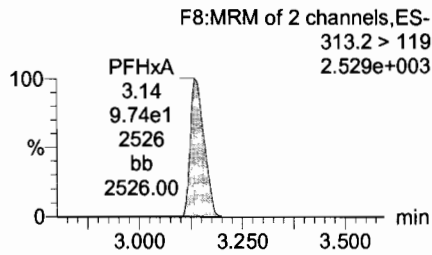
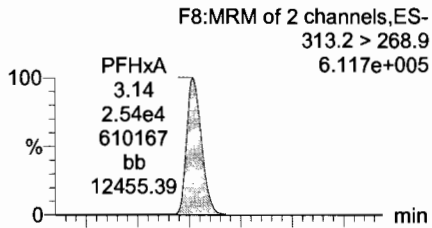
Method: U:\Q4.PRO\MethDB\PFAS_L14-7-13-17.mdb 14 Jul 2017 08:41:09
Calibration: U:\Q4.PRO\CurveDB\C18_VAL-PFAS_Q4_7-10-17-L14A.cdb 14 Jul 2017 08:57:46

Name: 170713M1_35, Date: 13-Jul-2017, Time: 22:10:08, ID: ST170713M1-3 PFC CS3 17G1231, Description: PFC CS3 17G1231

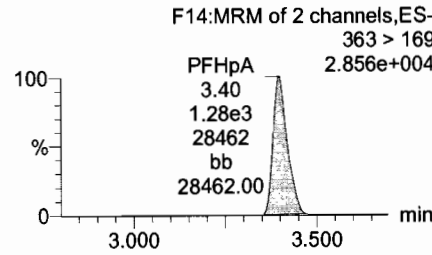
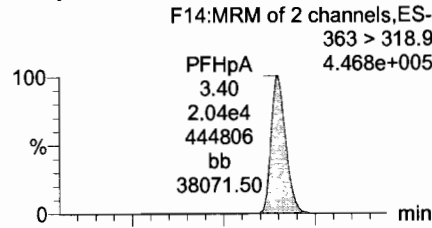
Total PFBS



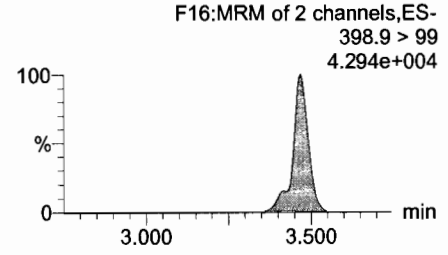
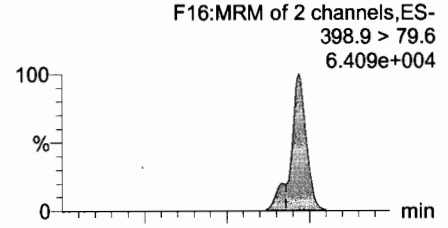
PFHxA



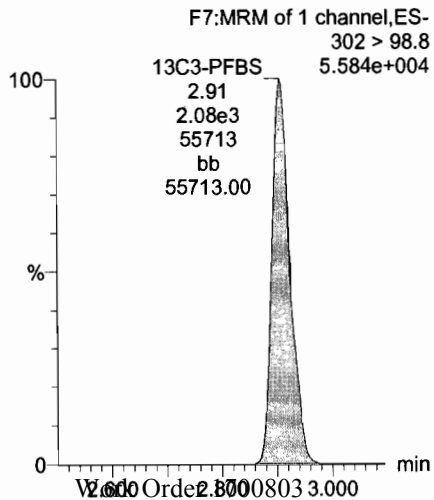
PFHpA



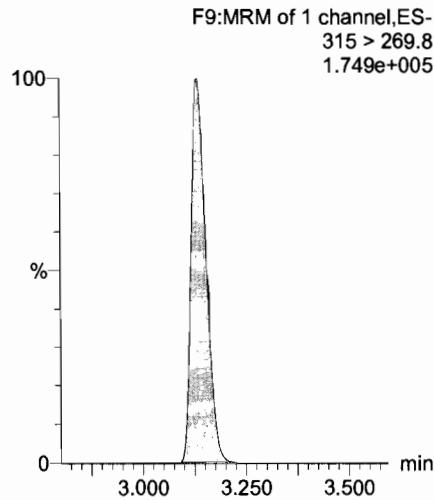
Total PFHxS



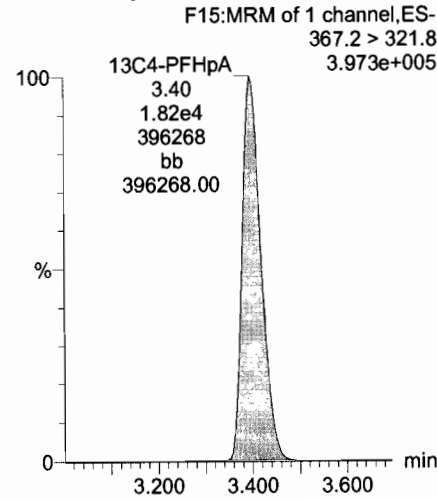
13C3-PFBS



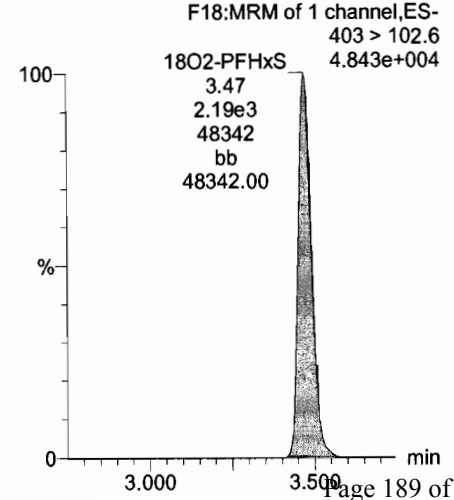
13C2-PFHxA



13C4-PFHpA



18O2-PFHxS



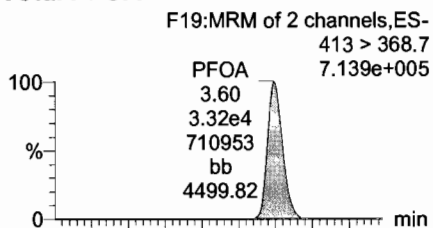
Dataset: U:\Q4.PRO\results\170713M1\170713M1-35.qld

Last Altered: Tuesday, July 18, 2017 07:54:43 Pacific Daylight Time

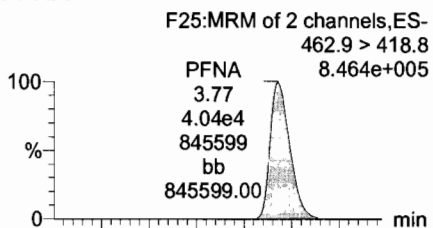
Printed: Tuesday, July 18, 2017 07:55:24 Pacific Daylight Time

Name: 170713M1_35, Date: 13-Jul-2017, Time: 22:10:08, ID: ST170713M1-3 PFC CS3 17G1231, Description: PFC CS3 17G1231

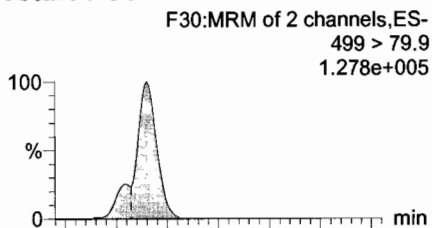
Total PFOA



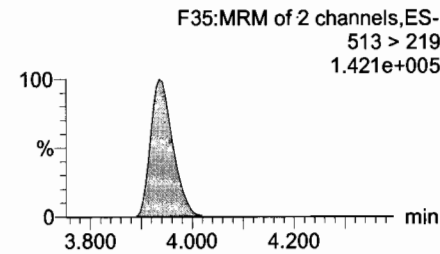
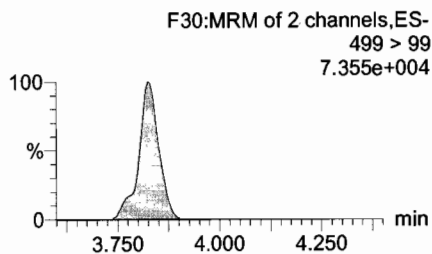
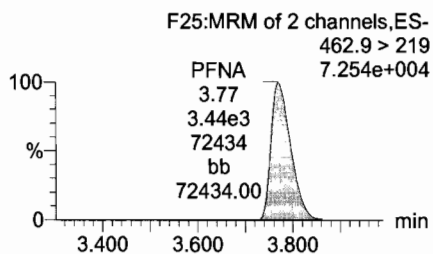
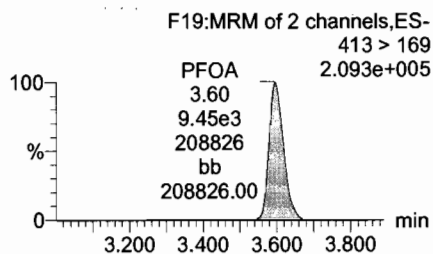
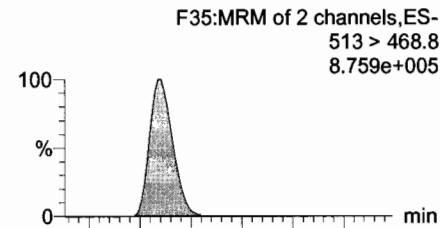
PFNA



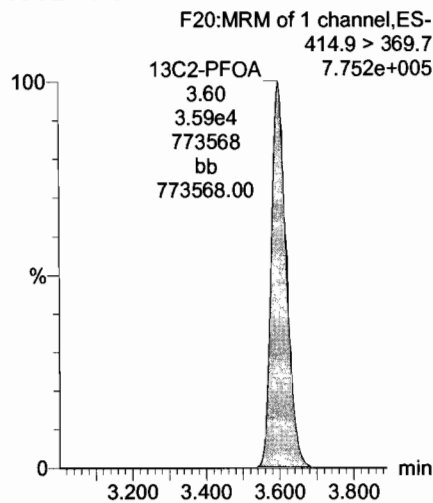
Total PFOS



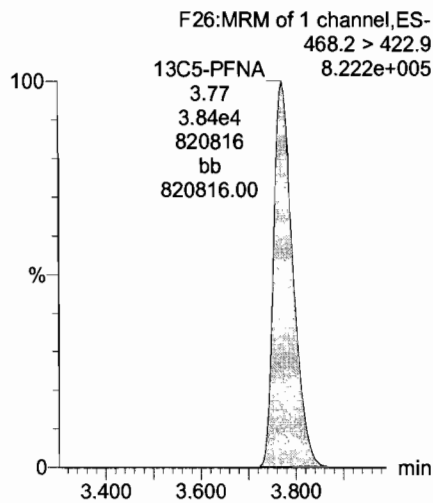
PFDA



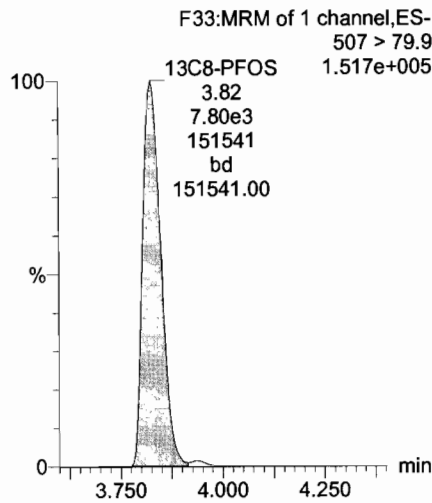
13C2-PFOA



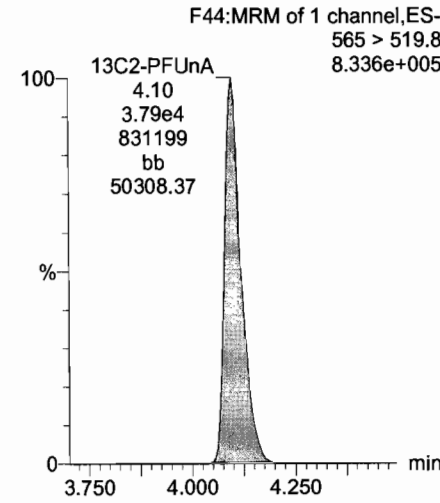
13C5-PFNA



13C8-PFOS



13C2-PFUnA



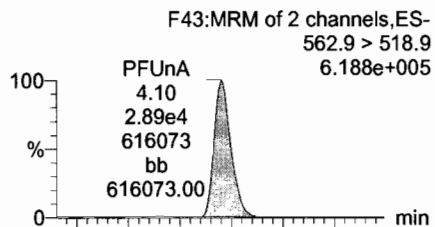
Dataset: U:\Q4.PRO\results\170713M1\170713M1-35.qld

Last Altered: Tuesday, July 18, 2017 07:54:43 Pacific Daylight Time

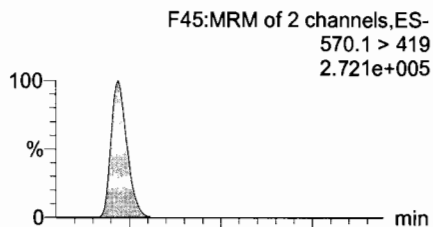
Printed: Tuesday, July 18, 2017 07:55:24 Pacific Daylight Time

Name: 170713M1_35, Date: 13-Jul-2017, Time: 22:10:08, ID: ST170713M1-3 PFC CS3 17G1231, Description: PFC CS3 17G1231

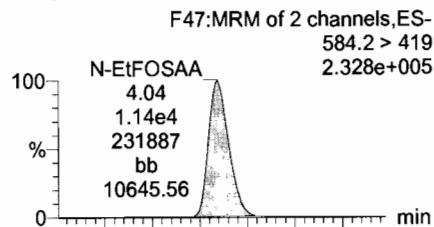
PFUnA



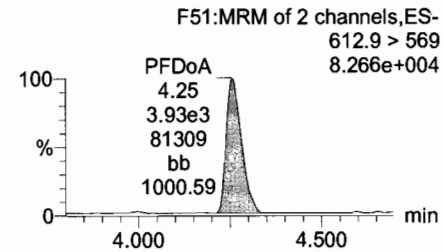
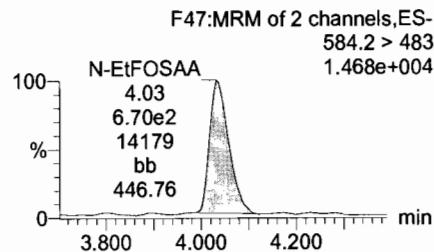
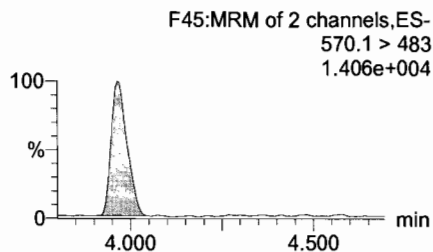
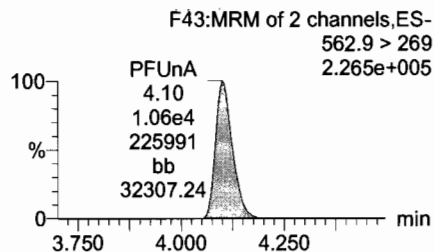
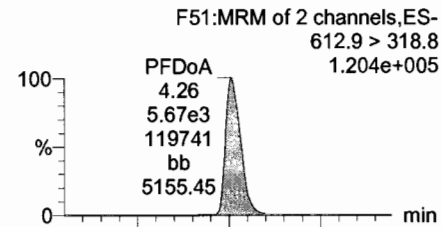
N-MeFOSAA



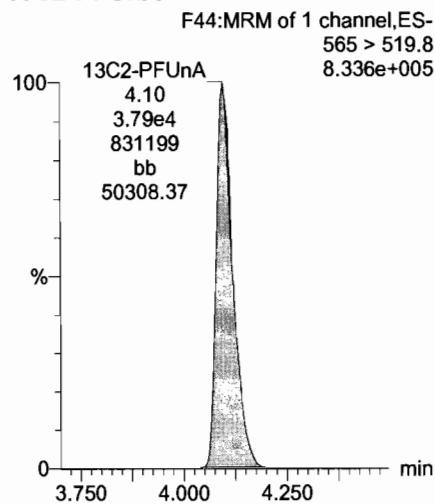
N-EtFOSAA



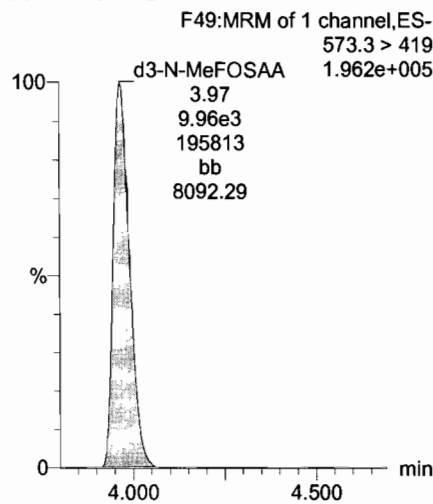
PFDoA



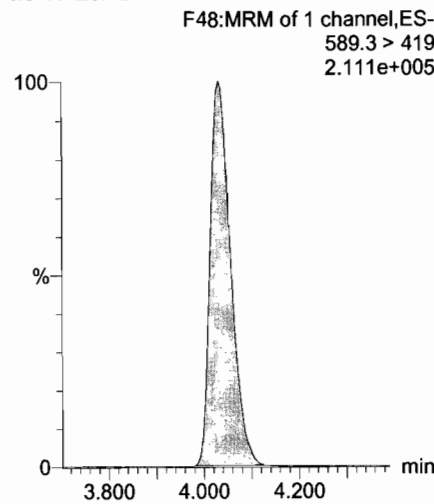
13C2-PFUnA



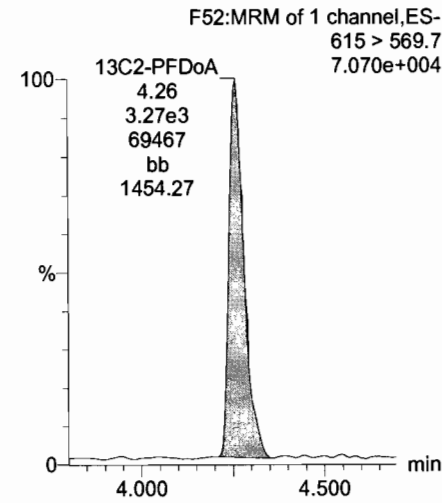
d3-N-MeFOSAA



d5-N-EtFOSAA



13C2-PFDoA



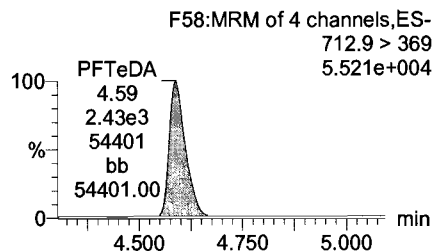
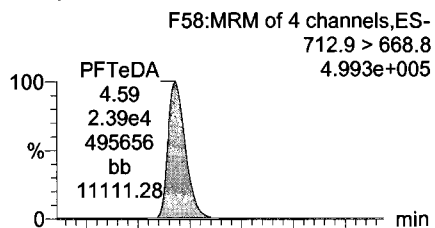
Dataset: U:\Q4.PRO\results\170713M1\170713M1-35.qld

Last Altered: Tuesday, July 18, 2017 07:54:43 Pacific Daylight Time

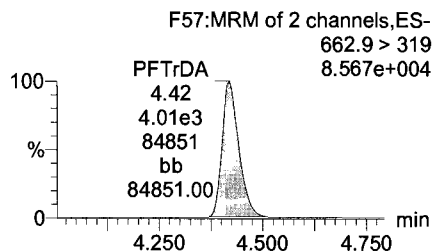
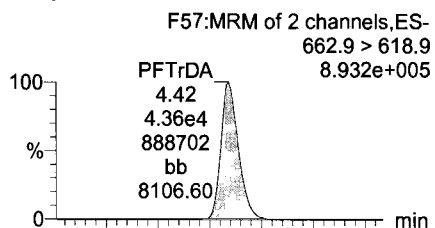
Printed: Tuesday, July 18, 2017 07:55:24 Pacific Daylight Time

Name: 170713M1_35, Date: 13-Jul-2017, Time: 22:10:08, ID: ST170713M1-3 PFC CS3 17G1231, Description: PFC CS3 17G1231

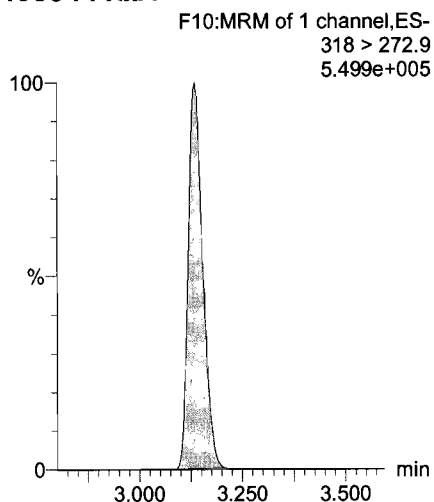
PFTeDA



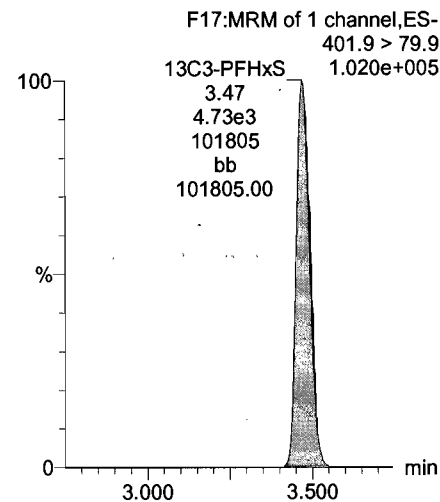
PFTrDA



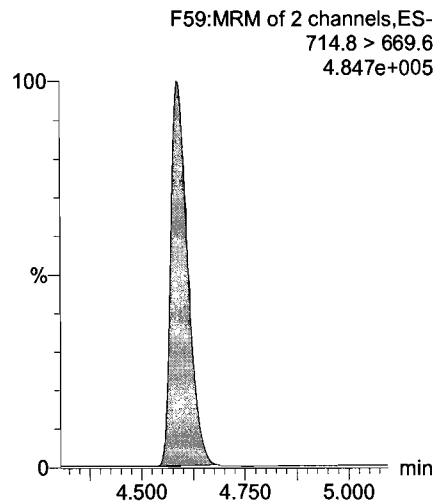
13C5-PFHxA



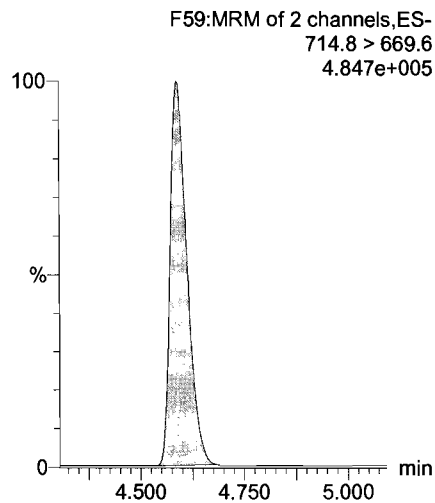
13C3-PFHxS



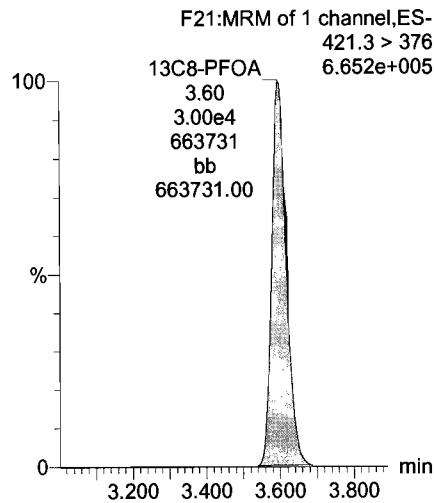
13C2-PFTeDA



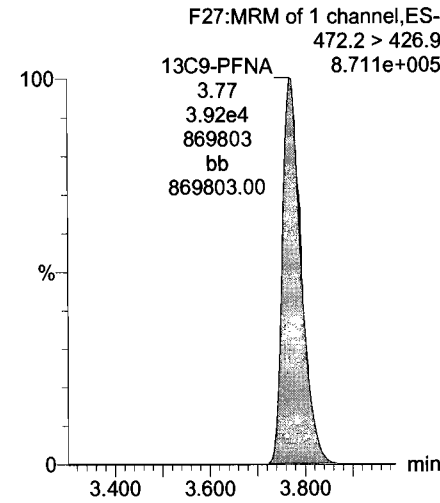
13C2-PFTeDA



13C8-PFOA



13C9-PFNA



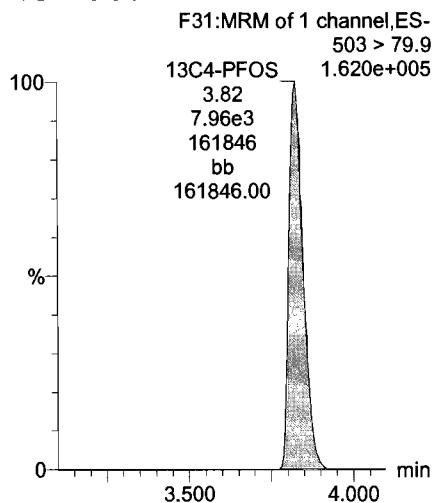
Dataset: U:\Q4.PRO\results\170713M1\170713M1-35.qld

Last Altered: Tuesday, July 18, 2017 07:54:43 Pacific Daylight Time

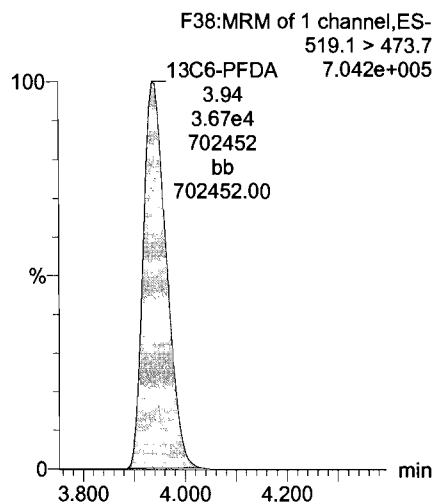
Printed: Tuesday, July 18, 2017 07:55:24 Pacific Daylight Time

Name: 170713M1_35, Date: 13-Jul-2017, Time: 22:10:08, ID: ST170713M1-3 PFC CS3 17G1231, Description: PFC CS3 17G1231

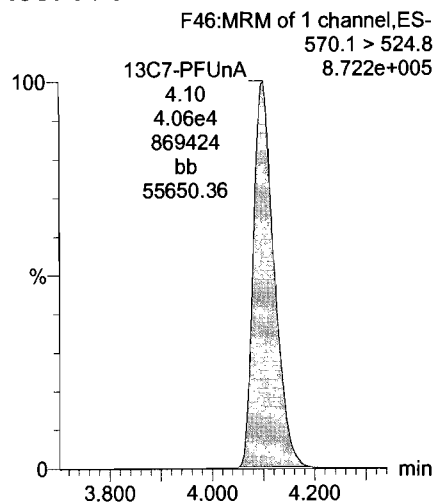
13C4-PFOS



13C6-PFDA



13C7-PFUnA



Dataset: U:\Q4.PRO\results\170711M1\170711M1-41_L14.qld

Last Altered: Thursday, July 13, 2017 10:49:12 Pacific Daylight Time
Printed: Thursday, July 13, 2017 10:52:03 Pacific Daylight Time

Method: U:\Q4.PRO\MethDB\PFAS_L14-7-5-17.mdb 10 Jul 2017 08:06:14
Calibration: U:\Q4.PRO\CurveDB\C18_VAL-PFAS_Q4_7-10-17-L14.cdb 11 Jul 2017 08:36:22

AC
7/13/17
MT
7/14/17

Name: 170711M1_41, Date: 11-Jul-2017, Time: 17:43:19, ID: ST170711M1-4 PFC CS3 17G1008, Description: PFC CS3 17G1008

#	Name	Trace	Area	IS Area	Wt./Vol.	RRF	Pred.RT	RT	y Axis Resp.	Conc.	%Rec
1	1 PFBS	299 > 79.7	5.18e3	2.95e3	1.000		2.92	2.87	21.9	9.67	96.7
2	2 PFHxA	313.2 > 268.9	3.85e4	1.24e4	1.000		3.16	3.11	15.6	9.47	94.7
3	3 PFHpA	363 > 318.9	3.48e4	3.29e4	1.000		3.43	3.38	13.2	9.17	91.7
4	4 PFHxS	398.9 > 79.6	4.41e3	2.80e3	1.000		3.55	3.45	19.6	10.7	106.7
5	5 PFOA	413 > 368.7	5.19e4	5.42e4	1.000		3.63	3.57	12.0	10.4	104.3
6	6 PFNA	462.9 > 418.8	7.23e4	6.33e4	1.000		3.82	3.75	14.3	10.4	104.2
7	7 PFOS	499 > 79.9	1.13e4	1.18e4	1.000		3.86	3.80	11.9	10.6	105.9
8	8 PFDA	513 > 468.8	8.08e4	6.77e4	1.000		4.00	3.91	14.9	9.91	99.1
9	9 PFUnA	562.9 > 518.9	5.44e4	6.60e4	1.000		4.16	4.08	10.3	9.81	98.1
10	10 N-MeFOSAA	570.1 > 419	2.03e4	1.31e4	1.000		4.00	3.95	19.3	10.3	103.5
11	11 N-EtFOSAA	584.2 > 419	1.66e4	1.35e4	1.000		4.08	4.01	15.4	11.3	112.6
12	12 PFDoA	612.9 > 318.8	5.90e3	7.11e3	1.000		4.32	4.24	10.4	10.3	103.4
13	13 PFTeDA	662.9 > 618.9	7.66e4	7.11e3	1.000		4.50	4.40	135	10.0	100.0
14	14 PFTeDA	712.9 > 668.8	5.69e4	5.85e4	1.000		4.66	4.56	12.2	9.62	96.2
15	15 13C3-PFBA	216.1 > 171.8	1.28e4	1.37e4	1.000	0.918	1.43	1.34	11.7	12.8	102.1
16	16 13C3-PFPeA	266 > 221.8	2.54e4	1.37e4	1.000	1.784	2.72	2.64	23.3	13.0	104.3
17	17 13C3-PFBS	302 > 98.8	2.95e3	1.37e4	1.000	0.215	2.92	2.87	2.70	12.6	100.5
18	18 13C2-PFHxA	315 > 269.8	1.24e4	3.81e4	1.000	0.304	3.16	3.11	1.62	5.34	106.8
19	19 13C4-PFHpA	367.2 > 321.8	3.29e4	3.81e4	1.000	0.306	3.43	3.37	4.32	14.1	113.1
20	20 18O2-PFHxS	403 > 102.6	2.80e3	6.46e3	1.000	0.437	3.55	3.45	5.43	12.4	99.3
21	21 13C2-PFOA	414.9 > 369.7	5.42e4	4.16e4	1.000	1.292	3.63	3.58	16.3	12.6	101.0
22	22 13C5-PFNA	468.2 > 422.9	6.33e4	6.25e4	1.000	0.980	3.82	3.75	12.7	12.9	103.4
23	23 13C8-PFOS	507 > 79.9	1.18e4	1.09e4	1.000	1.098	3.86	3.80	13.6	12.3	98.8
24	24 13C2-PFDA	515.1 > 469.9	6.77e4	6.86e4	1.000	0.928	4.00	3.91	12.3	13.3	106.3
25	25 13C2-PFUnA	565 > 519.8	6.60e4	6.95e4	1.000	1.083	4.16	4.08	11.9	11.0	87.6
26	26 d3-N-MeFOSAA	573.3 > 419	1.31e4	6.95e4	1.000	0.224	4.00	3.94	2.36	10.5	84.2
27	27 d5-N-EtFOSAA	589.3 > 419	1.35e4	6.95e4	1.000	0.230	4.08	4.01	2.43	10.6	84.5
28	28 13C2-PFDoA	615 > 569.7	7.11e3	6.95e4	1.000	0.130	4.32	4.23	1.28	9.84	78.7
29	29 13C2-PFTeDA	714.8 > 669.6	5.85e4	6.95e4	1.000	1.018	4.66	4.57	10.5	10.3	82.7
30	30 13C4-PFBA	217 > 171.8	1.37e4	1.37e4	1.000	1.000	1.43	1.34	12.5	12.5	100.0
31	31 13C5-PFPeA	318 > 272.9	3.81e4	3.81e4	1.000	1.000	3.18	3.11	5.00	5.00	100.0

70-130
50-150

Dataset: U:\Q4.PRO\results\170711M1\170711M1-41_L14.qld

Last Altered: Thursday, July 13, 2017 10:49:12 Pacific Daylight Time

Printed: Thursday, July 13, 2017 10:52:03 Pacific Daylight Time

Name: 170711M1_41, Date: 11-Jul-2017, Time: 17:43:19, ID: ST170711M1-4 PFC CS3 17G1008, Description: PFC CS3 17G1008

	# Name	Trace	Area	IS Area	Wt./Vol.	RRF	Pred.RT	RT	y Axis Resp.	Conc.	%Rec
32	32 13C3-PFHxS	401.9 > 79.9	6.46e3	6.46e3	1.000	1.000	3.55	3.44	12.5	12.5	100.0
33	33 13C8-PFOA	421.3 > 376	4.16e4	4.16e4	1.000	1.000	3.63	3.58	12.5	12.5	100.0
34	34 13C9-PFNA	472.2 > 426.9	6.25e4	6.25e4	1.000	1.000	3.82	3.75	12.5	12.5	100.0
35	35 13C4-PFOS	503 > 79.9	1.09e4	1.09e4	1.000	1.000	3.86	3.80	12.5	12.5	100.0
36	36 13C6-PFDA	519.1 > 473.7	6.86e4	6.86e4	1.000	1.000	4.00	3.91	12.5	12.5	100.0
37	37 13C7-PFUnA	570.1 > 524.8	6.95e4	6.95e4	1.000	1.000	4.16	4.08	12.5	12.5	100.0

Dataset: Untitled

Last Altered: Friday, July 14, 2017 11:59:09 Pacific Daylight Time
Printed: Friday, July 14, 2017 12:00:08 Pacific Daylight Time

Method: U:\Q4.PRO\MethDB\PFAS_L14-7-5-17.mdb 10 Jul 2017 08:06:14
Calibration: U:\Q4.PRO\CurveDB\C18_VAL-PFAS_Q4_7-10-17-L14.cdb 11 Jul 2017 08:36:22

Compound name: PFBS

	Name	ID	Acq.Date	Acq.Time
1	170711M1_1	IPA	11-Jul-17	08:51:57
2	170711M1_2	ST170711M1-1 PFC CS3 17G1008	11-Jul-17	09:02:53
3	170711M1_3	IPA	11-Jul-17	09:13:39
4	170711M1_4	B7E0157-BS1 OPR 1	11-Jul-17	09:24:20
5	170711M1_5	IPA	11-Jul-17	09:35:03
6	170711M1_6	B7E0157-BLK1 Method Blank 1	11-Jul-17	09:45:42
7	170711M1_7	1700655-01 Pedigree Chopped Ground Dinne...	11-Jul-17	09:56:20
8	170711M1_8	1700655-02 Purina Friskies Salmon Dinner Cl...	11-Jul-17	10:06:59
9	170711M1_9	IPA	11-Jul-17	10:17:44
10	170711M1_10	B7G0024-BS2 OPR 0.25	11-Jul-17	10:28:24
11	170711M1_11	IPA	11-Jul-17	10:39:03
12	170711M1_12	ST170711M1-2 PFC CS3 17G1008	11-Jul-17	10:49:41
13	170711M1_13	IPA	11-Jul-17	11:00:27
14	170711M1_14	B7G0029-BS1 OPR 0.005	11-Jul-17	12:51:34
15	170711M1_15	IPA	11-Jul-17	13:02:29
16	170711M1_16	B7G0029-BLK1 Method Blank 0.005	11-Jul-17	13:13:07
17	170711M1_17	1700842-01 Shaws/Littleton 0.005	11-Jul-17	13:23:46
18	170711M1_18	1700842-02 Walmart/Gorham 0.005	11-Jul-17	13:34:24
19	170711M1_19	1700842-03 Whole Foods/Nashua 0.005	11-Jul-17	13:45:02
20	170711M1_20	1700842-04 Walmart/Epping 0.005	11-Jul-17	13:57:16
21	170711M1_21	1700842-05 Freshmarket/Portsmouth 0.005	11-Jul-17	14:08:28
22	170711M1_22	1700842-06 Trader Joes/Newington 0.005	11-Jul-17	14:19:07
23	170711M1_23	1700842-07 Market Basket/Dover 0.005	11-Jul-17	14:29:45
24	170711M1_24	1700842-08 Hannaford/Keene 0.005	11-Jul-17	14:40:32
25	170711M1_25	1700842-09 Market Basket /Claremont 0.005	11-Jul-17	14:51:10
26	170711M1_26	1700842-10 Market Basket/Claremont 2 0.005	11-Jul-17	15:01:59
27	170711M1_27	IPA	11-Jul-17	15:12:44
28	170711M1_28	ST170711M1-3 PFC CS3 17G1008	11-Jul-17	15:23:22
29	170711M1_29	IPA	11-Jul-17	15:34:09
30	170711M1_30	1700842-11 Market Basket/Claremont 3 0.005	11-Jul-17	15:44:47
31	170711M1_31	1700842-12 Price Chopper/W.Lebanon 0.005	11-Jul-17	15:55:26

Vista Analytical Laboratory

Dataset: Untitled

Last Altered: Friday, July 14, 2017 11:59:09 Pacific Daylight Time

Printed: Friday, July 14, 2017 12:00:08 Pacific Daylight Time

Compound name: PFBS

	Name	ID	Acq.Date	Acq.Time
32	170711M1_32	1700842-13 Market Basket/Concord 0.005	11-Jul-17	16:06:13
33	170711M1_33	1700842-14 Cumberland Farms/Meredith 0.005	11-Jul-17	16:17:42
34	170711M1_34	1700842-15 EM-Heath/Center Harbor 0.005	11-Jul-17	16:28:34
35	170711M1_35	1700842-16 Shaws/North Conway 0.005	11-Jul-17	16:39:13
36	170711M1_36	1700842-17 Milk 1 0.005	11-Jul-17	16:49:59
37	170711M1_37	1700842-18 Milk 2 0.005	11-Jul-17	17:00:38
38	170711M1_38	170711_929	11-Jul-17	17:11:16
39	170711M1_39	170711_972	11-Jul-17	17:21:55
40	170711M1_40	IPA	11-Jul-17	17:32:33
41	170711M1_41	ST170711M1-4 PFC CS3 17G1008 ✓	11-Jul-17	17:43:19
42	170711M1_42	IPA	11-Jul-17	17:54:06
43	170711M1_43	B7G0014-BS1 OPR 0.125	11-Jul-17	18:04:47
44	170711M1_44	B7G0033-BS1 OPR 0.125	11-Jul-17	18:15:31
45	170711M1_45	IPA	11-Jul-17	18:26:18
46	170711M1_46	B7G0014-BLK1 Method Blank 0.125	11-Jul-17	18:37:02
47	170711M1_47	B7G0033-BLK1 Method Blank 0.125	11-Jul-17	18:47:43
48	170711M1_48	1700792-11RE1 RB01-20170628 0.12273	11-Jul-17	18:58:21
49	170711M1_49	1700792-08RE1 MH388.9-20170628 0.12326	11-Jul-17	19:09:07
50	170711M1_50	1700792-01RE1 West Ditch In-20170627 0.12...	11-Jul-17	19:19:46
51	170711M1_51	1700803-01 SB01 0.12033	11-Jul-17	19:30:24
52	170711M1_52	1700803-03 IRPSite7-GW-46GW205-201706...	11-Jul-17	19:41:03
53	170711M1_53	1700803-04 IRPSite7-GW-FD01-20170628 0....	11-Jul-17	19:51:41
54	170711M1_54	1700803-05 IRPSite7-GW-07GW202-201706...	11-Jul-17	20:02:19
55	170711M1_55	1700803-06 IRPSite7-GW-FRB01-20170628 ...	11-Jul-17	20:12:58
56	170711M1_56	1700803-07 IRPSite5-GW-FRB01-20170628 ...	11-Jul-17	20:23:36
57	170711M1_57	1700803-08 IRPSite5-GW-04GW81S-201706...	11-Jul-17	20:34:15
58	170711M1_58	1700803-09 IRPSite5-GW-04GW80-2017062...	11-Jul-17	20:44:53
59	170711M1_59	B7G0014-MS1 Matrix Spike 0.12163	11-Jul-17	20:55:31
60	170711M1_60	B7G0014-MSD1 Matrix Spike Dup 0.1181	11-Jul-17	21:06:22
61	170711M1_61	1700803-10 EB02 0.10956	11-Jul-17	21:17:12
62	170711M1_62	IPA	11-Jul-17	21:27:59
63	170711M1_63	ST170711M1-5 PFC CS3 17G1008 ✓	11-Jul-17	21:38:37
64	170711M1_64	IPA	11-Jul-17	21:49:23
65	170711M1_65	1700820-01 MTBE_5527 0.26911	11-Jul-17	22:00:02

Dataset: Untitled

Last Altered: Friday, July 14, 2017 11:59:09 Pacific Daylight Time
Printed: Friday, July 14, 2017 12:00:08 Pacific Daylight Time

Compound name: PFBS

	Name	ID	Acq.Date	Acq.Time
66	170711M1_66	1700836-01 DPH-MW11 0.1236	11-Jul-17	22:10:40
67	170711M1_67	1700836-02 DPH-B7 0.1224	11-Jul-17	22:21:19
68	170711M1_68	1700836-03 DPH-MW3-17 0.1219	11-Jul-17	22:31:57
69	170711M1_69	1700836-04 DPH-EX4 0.12243	11-Jul-17	22:42:36
70	170711M1_70	1700836-05 DPH-MW6-17 0.12319	11-Jul-17	22:53:14
71	170711M1_71	1700844-01 2041010001 0.277	11-Jul-17	23:03:52
72	170711M1_72	1700845-01 MW-29S-20170707 0.12034	11-Jul-17	23:14:31
73	170711M1_73	1700845-02 DUP04-20170707 0.12279	11-Jul-17	23:25:17
74	170711M1_74	1700845-03 MW-27S-20170707 0.11824	11-Jul-17	23:36:03
75	170711M1_75	B7G0033-MS1 Matrix Spike 0.12283	11-Jul-17	23:46:42
76	170711M1_76	B7G0033-MSD1 Matrix Spike Dup 0.124	11-Jul-17	23:57:29
77	170711M1_77	1700845-04 MW-30S-20170707 0.11933	12-Jul-17	00:08:07
78	170711M1_78	IPA	12-Jul-17	00:18:45
79	170711M1_79	ST170711M1-6 PFC CS3 17G1008 ✓	12-Jul-17	00:29:24
80	170711M1_80	IPA	12-Jul-17	00:40:11

LC Calibration Standards Review Checklist Q4

Calibration ID:	LMH	ION Ratio	Concentration	C-Cals Name	Sign Date	Correct I-Cal	Manual Integrations	
<u>ST170711M1-4</u>	<input checked="" type="checkbox"/>	<u>N/A</u>	<input checked="" type="checkbox"/>	<input checked="" type="checkbox"/>	<input checked="" type="checkbox"/>	<input checked="" type="checkbox"/>	<input type="checkbox"/>	<u>N/A</u>
<u>↓ -5</u>	<input checked="" type="checkbox"/>	<input type="checkbox"/>	<input checked="" type="checkbox"/>	<input checked="" type="checkbox"/>	<input checked="" type="checkbox"/>	<input checked="" type="checkbox"/>	<input type="checkbox"/>	↓
<u>↓ -6</u>	<input checked="" type="checkbox"/>	<input checked="" type="checkbox"/>	<input checked="" type="checkbox"/>	<input checked="" type="checkbox"/>	<input checked="" type="checkbox"/>	<input checked="" type="checkbox"/>	<input type="checkbox"/>	↓
_____	<input type="checkbox"/>	<input type="checkbox"/>	<input type="checkbox"/>	<input type="checkbox"/>	<input type="checkbox"/>	<input type="checkbox"/>	<input type="checkbox"/>	<input type="checkbox"/>
_____	<input type="checkbox"/>	<input type="checkbox"/>	<input type="checkbox"/>	<input type="checkbox"/>	<input type="checkbox"/>	<input type="checkbox"/>	<input type="checkbox"/>	<input type="checkbox"/>
_____	<input type="checkbox"/>	<input type="checkbox"/>	<input type="checkbox"/>	<input type="checkbox"/>	<input type="checkbox"/>	<input type="checkbox"/>	<input type="checkbox"/>	<input type="checkbox"/>
_____	<input type="checkbox"/>	<input type="checkbox"/>	<input type="checkbox"/>	<input type="checkbox"/>	<input type="checkbox"/>	<input type="checkbox"/>	<input type="checkbox"/>	<input type="checkbox"/>
_____	<input type="checkbox"/>	<input type="checkbox"/>	<input type="checkbox"/>	<input type="checkbox"/>	<input type="checkbox"/>	<input type="checkbox"/>	<input type="checkbox"/>	<input type="checkbox"/>
_____	<input type="checkbox"/>	<input type="checkbox"/>	<input type="checkbox"/>	<input type="checkbox"/>	<input type="checkbox"/>	<input type="checkbox"/>	<input type="checkbox"/>	<input type="checkbox"/>
_____	<input type="checkbox"/>	<input type="checkbox"/>	<input type="checkbox"/>	<input type="checkbox"/>	<input type="checkbox"/>	<input type="checkbox"/>	<input type="checkbox"/>	<input type="checkbox"/>

Full Mass Cal. Date: 6/21/17

Run Log Present:

of Samples per Sequence Checked:

Reviewed By: MJT 7/14/17
Initials/Date

Comments:
L14

Dataset: U:\Q4.PRO\results\170711M1\170711M1-41_L14.qld

Last Altered: Thursday, July 13, 2017 10:49:12 Pacific Daylight Time

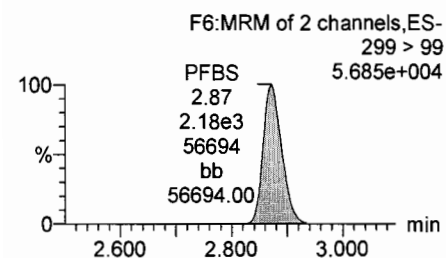
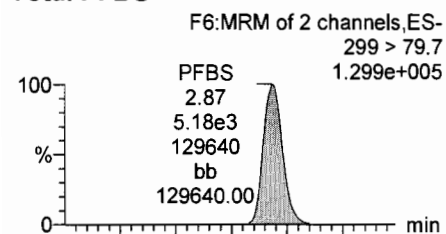
Printed: Thursday, July 13, 2017 10:52:03 Pacific Daylight Time

Method: U:\Q4.PRO\MethDB\PFAS_L14-7-5-17.mdb 10 Jul 2017 08:06:14

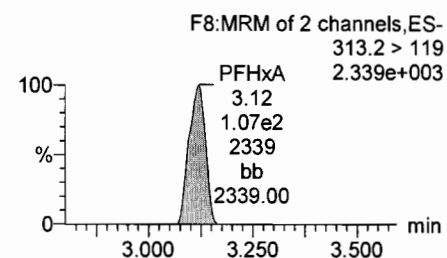
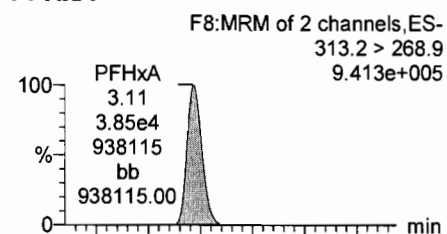
Calibration: U:\Q4.PRO\CurveDB\IC18_VAL-PFAS_Q4_7-10-17-L14.cdb 11 Jul 2017 08:36:22

Name: 170711M1_41, Date: 11-Jul-2017, Time: 17:43:19, ID: ST170711M1-4 PFC CS3 17G1008, Description: PFC CS3 17G1008

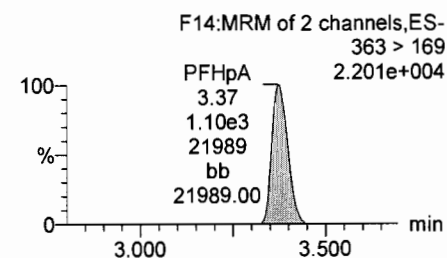
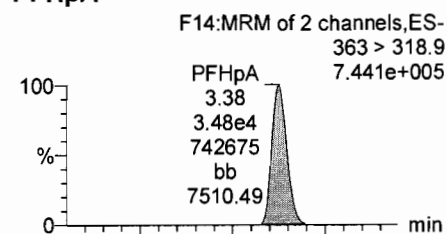
Total PFBS



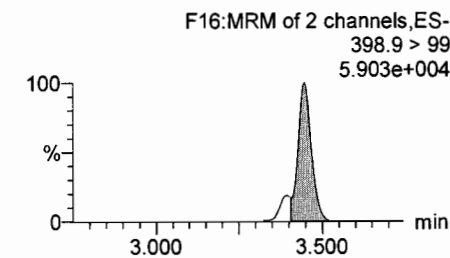
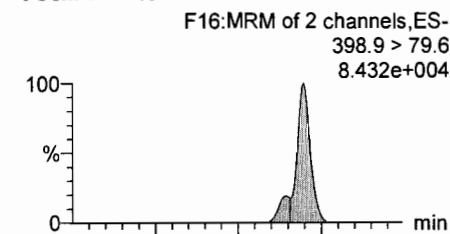
PFHxA



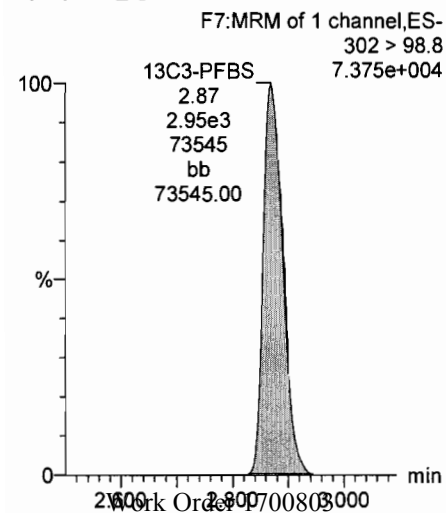
PFHpA



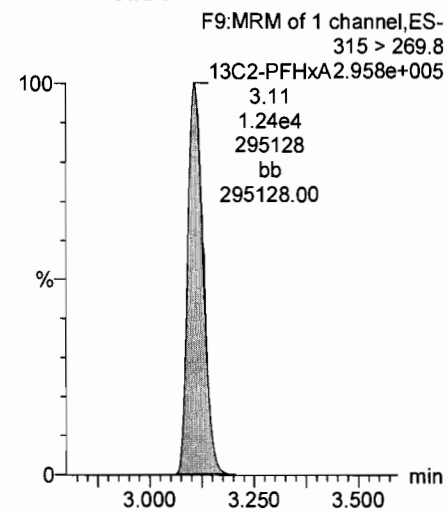
Total PFHxS



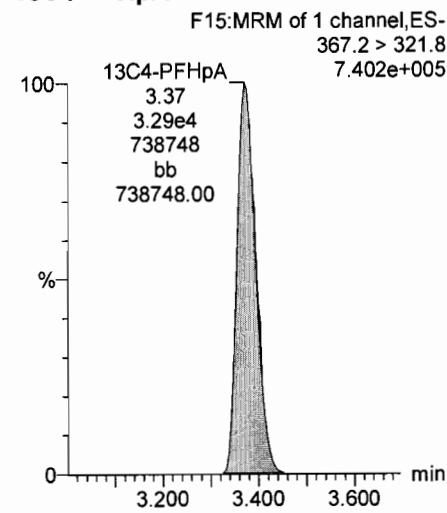
13C3-PFBS



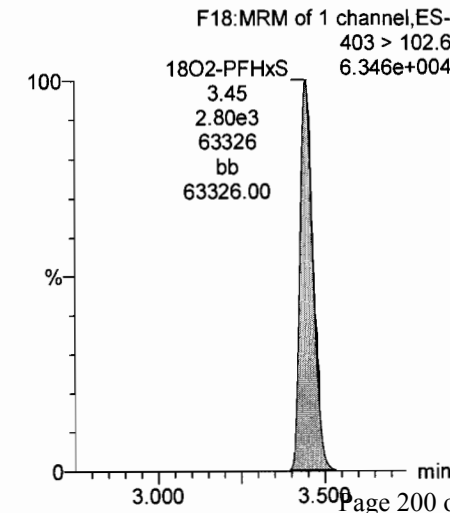
13C2-PFHxA



13C4-PFHpA



18O2-PFHxS



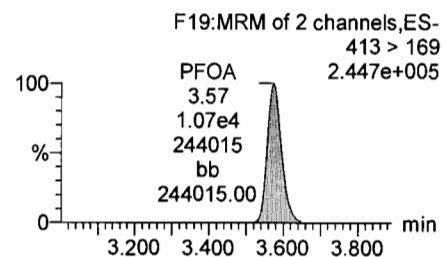
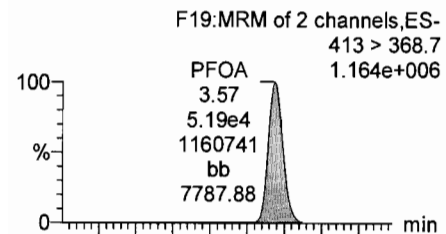
Dataset: U:\Q4.PRO\results\170711M1\170711M1-41_L14.qld

Last Altered: Thursday, July 13, 2017 10:49:12 Pacific Daylight Time

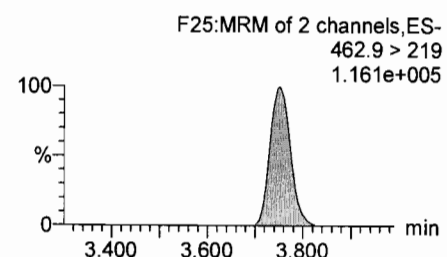
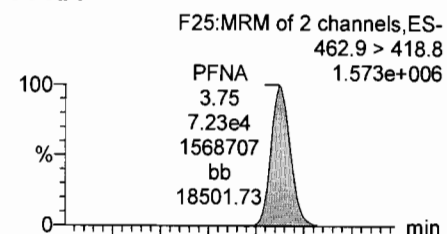
Printed: Thursday, July 13, 2017 10:52:03 Pacific Daylight Time

Name: 170711M1_41, Date: 11-Jul-2017, Time: 17:43:19, ID: ST170711M1-4 PFC CS3 17G1008, Description: PFC CS3 17G1008

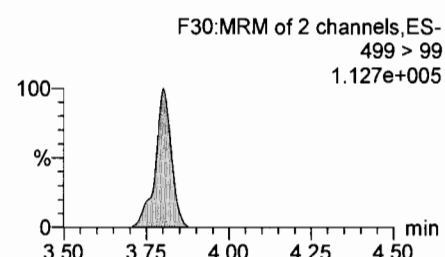
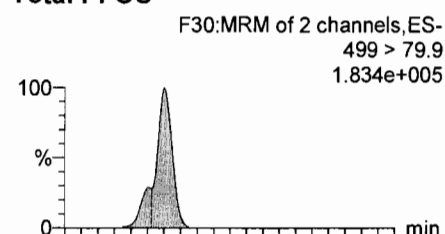
Total PFOA



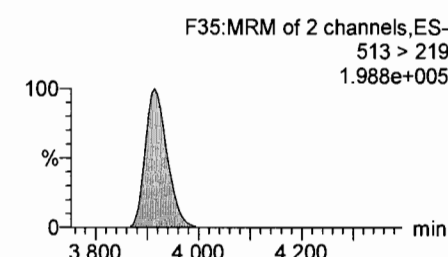
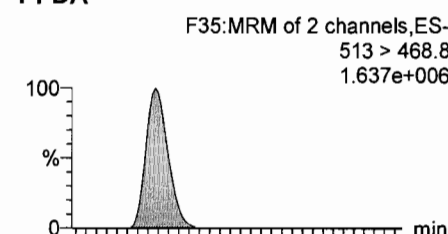
PFNA



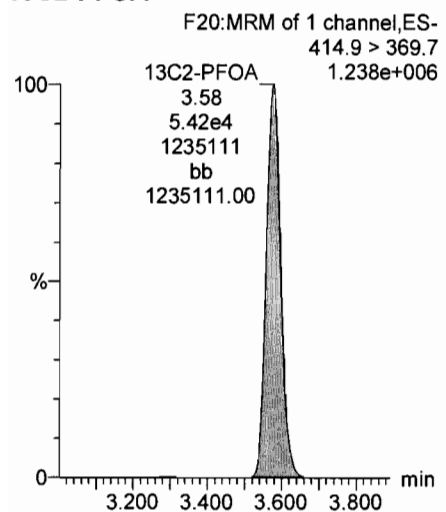
Total PFOS



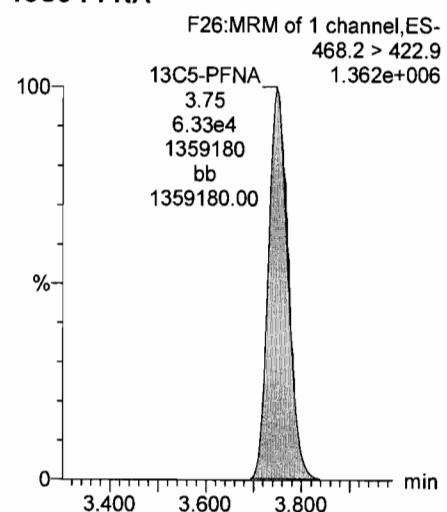
PFDA



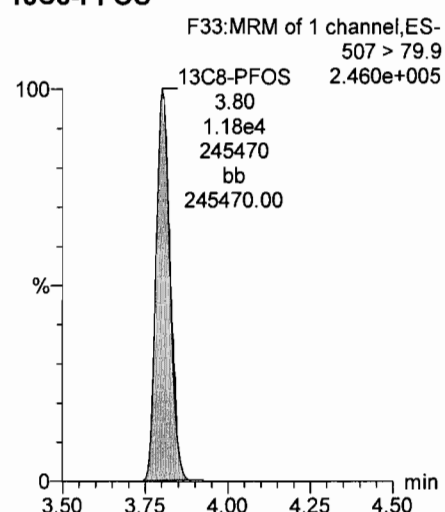
13C2-PFOA



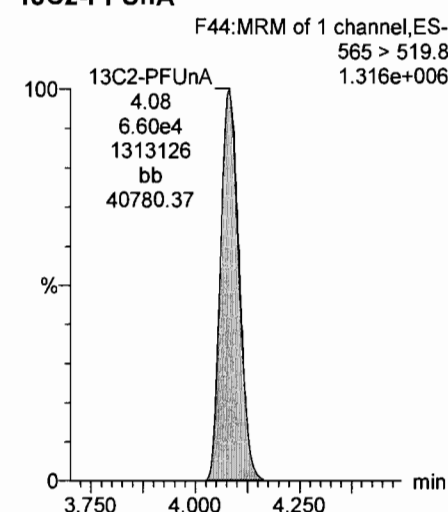
13C5-PFNA



13C8-PFOS



13C2-PFUnA



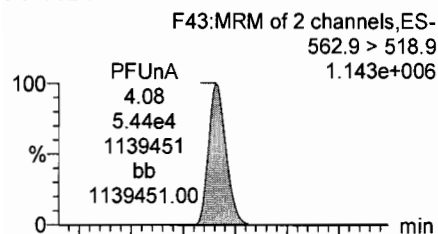
Dataset: U:\Q4.PRO\results\170711M1\170711M1-41_L14.qld

Last Altered: Thursday, July 13, 2017 10:49:12 Pacific Daylight Time

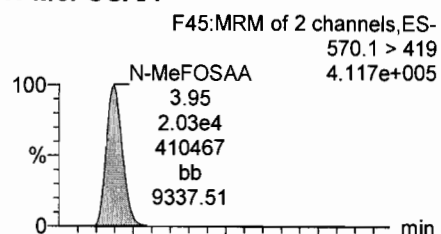
Printed: Thursday, July 13, 2017 10:52:03 Pacific Daylight Time

Name: 170711M1_41, Date: 11-Jul-2017, Time: 17:43:19, ID: ST170711M1-4 PFC CS3 17G1008, Description: PFC CS3 17G1008

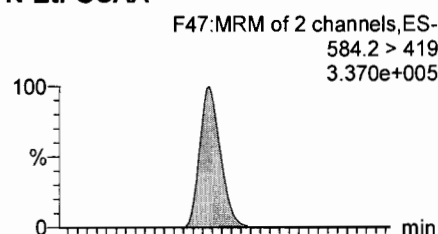
PFUnA



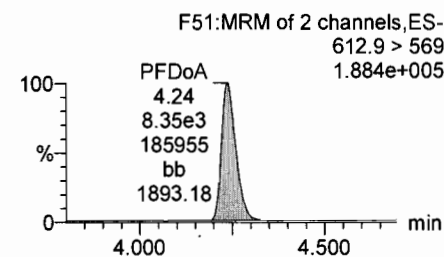
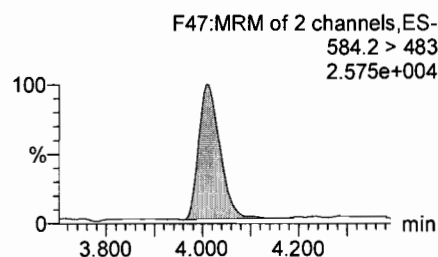
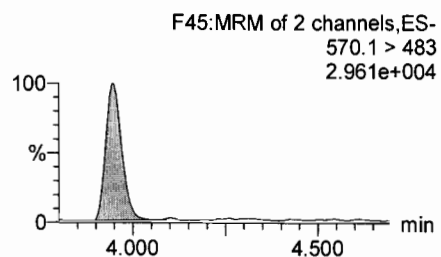
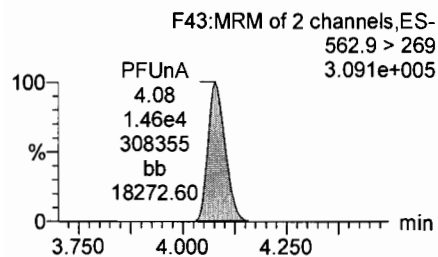
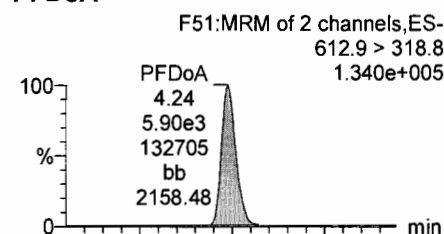
N-MeFOSAA



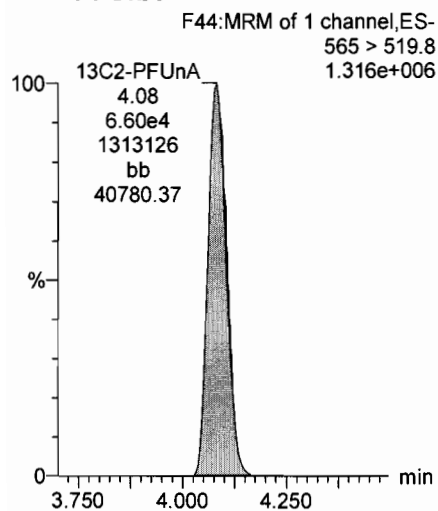
N-EtFOSAA



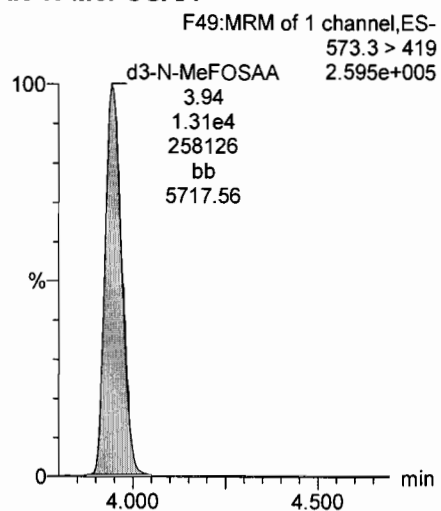
PFDoA



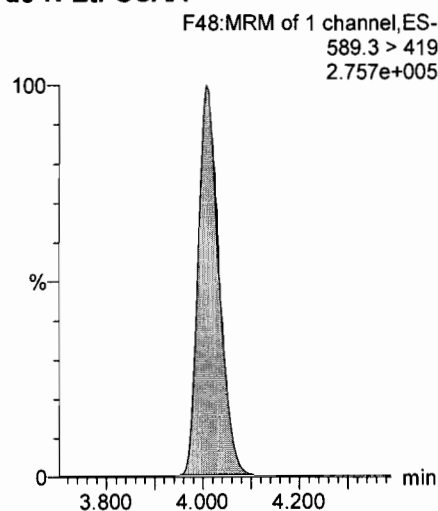
13C2-PFUnA



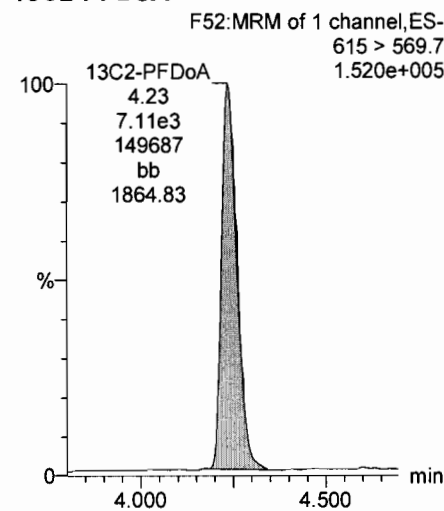
d3-N-MeFOSAA



d5-N-EtFOSAA



13C2-PFDoA



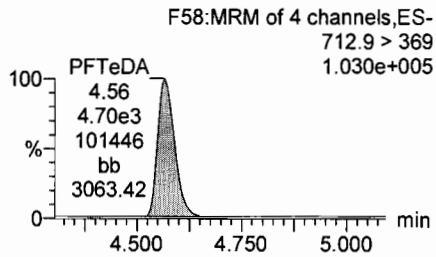
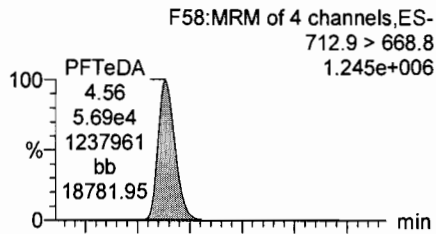
Dataset: U:\Q4.PRO\results\170711M1\170711M1-41_L14.qld

Last Altered: Thursday, July 13, 2017 10:49:12 Pacific Daylight Time

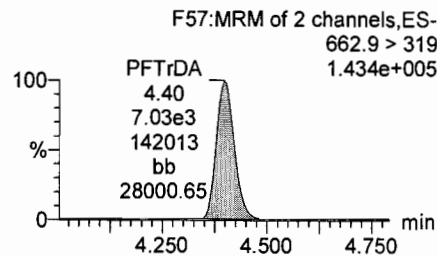
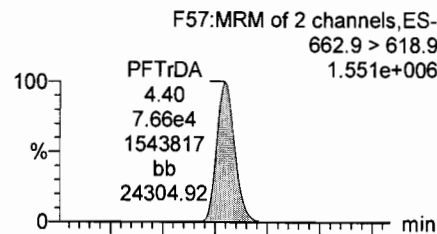
Printed: Thursday, July 13, 2017 10:52:03 Pacific Daylight Time

Name: 170711M1_41, Date: 11-Jul-2017, Time: 17:43:19, ID: ST170711M1-4 PFC CS3 17G1008, Description: PFC CS3 17G1008

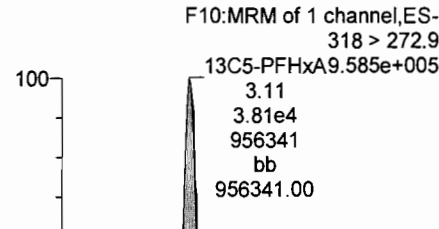
PFTeDA



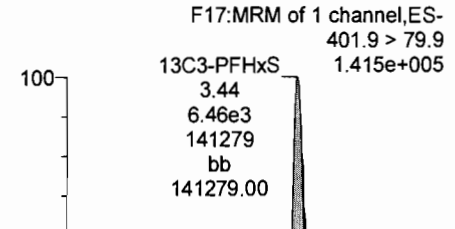
PFTrDA



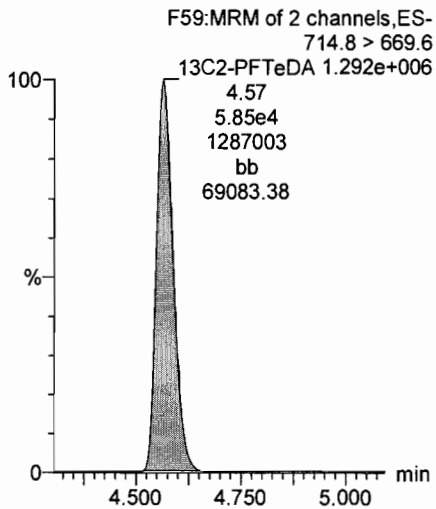
13C5-PFHxA



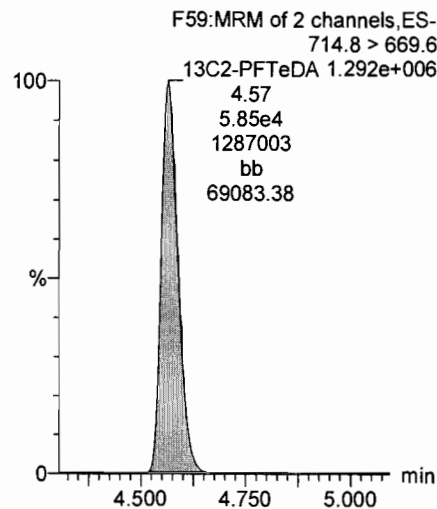
13C3-PFHxS



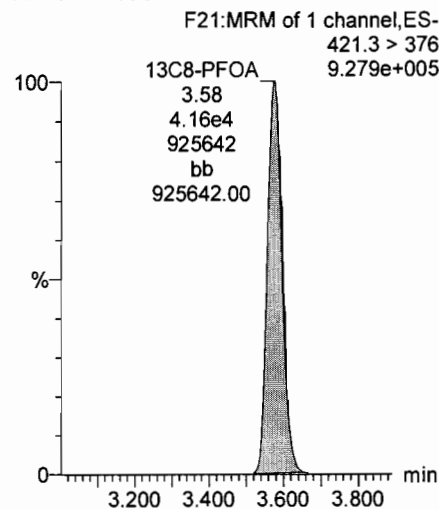
13C2-PFTeDA



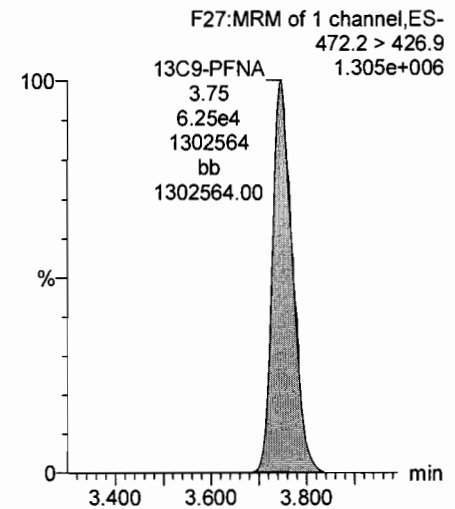
13C2-PFTeDA



13C8-PFOA



13C9-PFNA



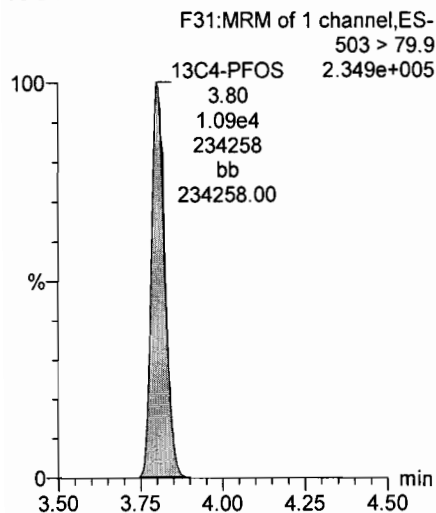
Dataset: U:\Q4.PRO\results\170711M1\170711M1-41_L14.qld

Last Altered: Thursday, July 13, 2017 10:49:12 Pacific Daylight Time

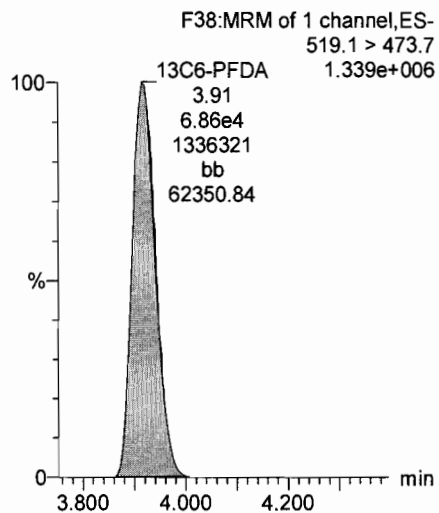
Printed: Thursday, July 13, 2017 10:52:03 Pacific Daylight Time

Name: 170711M1_41, Date: 11-Jul-2017, Time: 17:43:19, ID: ST170711M1-4 PFC CS3 17G1008, Description: PFC CS3 17G1008

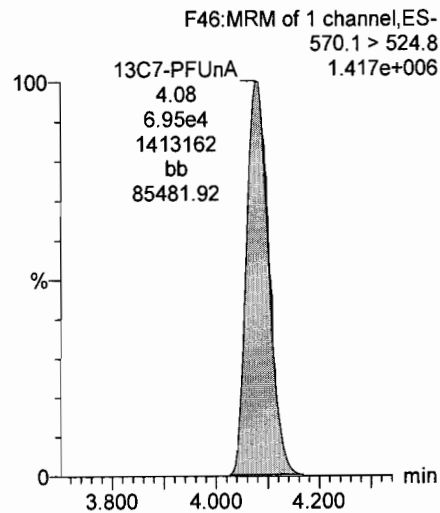
13C4-PFOS



13C6-PFDA



13C7-PFUnA



Dataset: U:\Q4.PRO\results\170711M1\170711M1-63_L14.qld

Last Altered: Thursday, July 13, 2017 10:54:41 Pacific Daylight Time

Printed: Thursday, July 13, 2017 10:55:26 Pacific Daylight Time

Method: U:\Q4.PRO\MethDB\PFAS_L14-7-5-17.mdb 10 Jul 2017 08:06:14

Calibration: U:\Q4.PRO\CurveDB\C18_VAL-PFAS_Q4_7-10-17-L14.cdb 11 Jul 2017 08:36:22

Name: 170711M1_63, Date: 11-Jul-2017, Time: 21:38:37, ID: ST170711M1-5 PFC CS3 17G1008, Description: PFC CS3 17G1008

AC
7/13/17
MJT 7/14/17

#	Name	Trace	Area	IS Area	Wt./Vol.	RRF	Pred.RT	RT	y Axis Resp.	Conc.	%Rec
1	1 PFBS	299 > 79.7	5.73e3	3.22e3	1.000		2.92	2.87	22.3	9.82	98.2
2	2 PFHxA	313.2 > 268.9	4.37e4	1.35e4	1.000		3.16	3.11	16.2	9.84	98.4
3	3 PFHpA	363 > 318.9	3.67e4	3.35e4	1.000		3.43	3.37	13.7	9.52	95.2
4	4 PFHxS	398.9 > 79.6	4.83e3	3.08e3	1.000		3.55	3.45	19.6	10.6	106.5
5	5 PFOA	413 > 368.7	5.92e4	6.00e4	1.000		3.63	3.57	12.3	10.7	107.5
6	6 PFNA	462.9 > 418.8	7.03e4	6.75e4	1.000		3.82	3.75	13.0	9.48	94.8
7	7 PFOS	499 > 79.9	1.21e4	1.18e4	1.000		3.86	3.80	12.8	11.4	113.5
8	8 PFDA	513 > 468.8	7.57e4	6.27e4	1.000		4.00	3.92	15.1	10.0	100.1
9	9 PFUnA	562.9 > 518.9	5.75e4	7.29e4	1.000		4.16	4.08	9.86	9.38	93.8
10	10 N-MeFOSAA	570.1 > 419	2.11e4	1.47e4	1.000		4.00	3.95	17.9	9.60	96.0
11	11 N-EtFOSAA	584.2 > 419	1.78e4	1.61e4	1.000		4.08	4.01	13.9	10.2	101.8
12	12 PFDoA	612.9 > 318.8	5.59e3	8.39e3	1.000		4.32	4.24	8.33	8.30	83.0
13	13 PFTTrDA	662.9 > 618.9	8.09e4	8.39e3	1.000		4.50	4.40	121	8.97	89.7
14	14 PFTeDA	712.9 > 668.8	5.92e4	5.71e4	1.000		4.66	4.57	13.0	10.3	102.6
15	15 13C3-PFBA	216.1 > 171.8	1.32e4	1.44e4	1.000	0.918	1.43	1.34	11.5	12.5	100.1
16	16 13C3-PFPeA	266 > 221.8	2.66e4	1.44e4	1.000	1.784	2.72	2.63	23.1	12.9	103.6
17	17 13C3-PFBS	302 > 98.8	3.22e3	1.44e4	1.000	0.215	2.92	2.87	2.79	12.9	103.6
18	18 13C2-PFHxA	315 > 269.8	1.35e4	4.20e4	1.000	0.304	3.16	3.11	1.61	5.30	106.0
19	19 13C4-PFHpA	367.2 > 321.8	3.35e4	4.20e4	1.000	0.306	3.43	3.37	3.99	13.0	104.4
20	20 18O2-PFHxS	403 > 102.6	3.08e3	7.16e3	1.000	0.437	3.55	3.44	5.37	12.3	98.3
21	21 13C2-PFOA	414.9 > 369.7	6.00e4	4.84e4	1.000	1.292	3.63	3.57	15.5	12.0	95.9
22	22 13C5-PFNA	468.2 > 422.9	6.75e4	6.66e4	1.000	0.980	3.82	3.75	12.7	12.9	103.5
23	23 13C8-PFOS	507 > 79.9	1.18e4	1.16e4	1.000	1.098	3.86	3.80	12.8	11.7	93.2
24	24 13C2-PFDA	515.1 > 469.9	6.27e4	6.86e4	1.000	0.928	4.00	3.92	11.4	12.3	98.6
25	25 13C2-PFUnA	565 > 519.8	7.29e4	5.75e4	1.000	1.083	4.16	4.08	15.8	14.6	117.0
26	26 d3-N-MeFOSAA	573.3 > 419	1.47e4	5.75e4	1.000	0.224	4.00	3.94	3.20	14.3	114.0
27	27 d5-N-EtFOSAA	589.3 > 419	1.61e4	5.75e4	1.000	0.230	4.08	4.01	3.49	15.2	121.6
28	28 13C2-PFDoA	615 > 569.7	8.39e3	5.75e4	1.000	0.130	4.32	4.24	1.82	14.0	112.3
29	29 13C2-PFTeDA	714.8 > 669.6	5.71e4	5.75e4	1.000	1.018	4.66	4.57	12.4	12.2	97.6
30	30 13C4-PFBA	217 > 171.8	1.44e4	1.44e4	1.000	1.000	1.43	1.34	12.5	12.5	100.0
31	Work Order 170803	318 > 272.9	4.20e4	4.20e4	1.000	1.000	3.18	3.11	5.00	5.00	100.0

70-130
50-150
↓

Dataset: U:\Q4.PRO\results\170711M1\170711M1-63_L14.qld

Last Altered: Thursday, July 13, 2017 10:54:41 Pacific Daylight Time

Printed: Thursday, July 13, 2017 10:55:26 Pacific Daylight Time

Name: 170711M1_63, Date: 11-Jul-2017, Time: 21:38:37, ID: ST170711M1-5 PFC CS3 17G1008, Description: PFC CS3 17G1008

	# Name	Trace	Area	IS Area	Wt./Vol.	RRF	Pred.RT	RT	y Axis Resp.	Conc.	%Rec
32	32 13C3-PFHxS	401.9 > 79.9	7.16e3	7.16e3	1.000	1.000	3.55	3.44	12.5	12.5	100.0
33	33 13C8-PFOA	421.3 > 376	4.84e4	4.84e4	1.000	1.000	3.63	3.57	12.5	12.5	100.0
34	34 13C9-PFNA	472.2 > 426.9	6.66e4	6.66e4	1.000	1.000	3.82	3.75	12.5	12.5	100.0
35	35 13C4-PFOS	503 > 79.9	1.16e4	1.16e4	1.000	1.000	3.86	3.80	12.5	12.5	100.0
36	36 13C6-PFDA	519.1 > 473.7	6.86e4	6.86e4	1.000	1.000	4.00	3.91	12.5	12.5	100.0
37	37 13C7-PFUnA	570.1 > 524.8	5.75e4	5.75e4	1.000	1.000	4.16	4.08	12.5	12.5	100.0

Dataset: Untitled

Last Altered: Friday, July 14, 2017 11:59:09 Pacific Daylight Time

Printed: Friday, July 14, 2017 12:00:08 Pacific Daylight Time

Method: U:\Q4.PRO\MethDB\PFAS_L14-7-5-17.mdb 10 Jul 2017 08:06:14

Calibration: U:\Q4.PRO\CurveDB\C18_VAL-PFAS_Q4_7-10-17-L14.cdb 11 Jul 2017 08:36:22

Compound name: PFBS

	Name	ID	Acq.Date	Acq.Time
1	170711M1_1	IPA	11-Jul-17	08:51:57
2	170711M1_2	ST170711M1-1 PFC CS3 17G1008	11-Jul-17	09:02:53
3	170711M1_3	IPA	11-Jul-17	09:13:39
4	170711M1_4	B7E0157-BS1 OPR 1	11-Jul-17	09:24:20
5	170711M1_5	IPA	11-Jul-17	09:35:03
6	170711M1_6	B7E0157-BLK1 Method Blank 1	11-Jul-17	09:45:42
7	170711M1_7	1700655-01 Pedigree Chopped Ground Dinne...	11-Jul-17	09:56:20
8	170711M1_8	1700655-02 Purina Friskies Salmon Dinner Cl...	11-Jul-17	10:06:59
9	170711M1_9	IPA	11-Jul-17	10:17:44
10	170711M1_10	B7G0024-BS2 OPR 0.25	11-Jul-17	10:28:24
11	170711M1_11	IPA	11-Jul-17	10:39:03
12	170711M1_12	ST170711M1-2 PFC CS3 17G1008	11-Jul-17	10:49:41
13	170711M1_13	IPA	11-Jul-17	11:00:27
14	170711M1_14	B7G0029-BS1 OPR 0.005	11-Jul-17	12:51:34
15	170711M1_15	IPA	11-Jul-17	13:02:29
16	170711M1_16	B7G0029-BLK1 Method Blank 0.005	11-Jul-17	13:13:07
17	170711M1_17	1700842-01 Shaws/Littleton 0.005	11-Jul-17	13:23:46
18	170711M1_18	1700842-02 Walmart/Gorham 0.005	11-Jul-17	13:34:24
19	170711M1_19	1700842-03 Whole Foods/Nashua 0.005	11-Jul-17	13:45:02
20	170711M1_20	1700842-04 Walmart/Epping 0.005	11-Jul-17	13:57:16
21	170711M1_21	1700842-05 Freshmarket/Portsmouth 0.005	11-Jul-17	14:08:28
22	170711M1_22	1700842-06 Trader Joes/Newington 0.005	11-Jul-17	14:19:07
23	170711M1_23	1700842-07 Market Basket/Dover 0.005	11-Jul-17	14:29:45
24	170711M1_24	1700842-08 Hannaford/Keene 0.005	11-Jul-17	14:40:32
25	170711M1_25	1700842-09 Market Basket /Claremont 0.005	11-Jul-17	14:51:10
26	170711M1_26	1700842-10 Market Basket/Claremont 2 0.005	11-Jul-17	15:01:59
27	170711M1_27	IPA	11-Jul-17	15:12:44
28	170711M1_28	ST170711M1-3 PFC CS3 17G1008	11-Jul-17	15:23:22
29	170711M1_29	IPA	11-Jul-17	15:34:09
30	170711M1_30	1700842-11 Market Basket/Claremont 3 0.005	11-Jul-17	15:44:47
31	170711M1_31	1700842-12 Price Chopper/W.Lebanon 0.005	11-Jul-17	15:55:26

Dataset: Untitled

Last Altered: Friday, July 14, 2017 11:59:09 Pacific Daylight Time

Printed: Friday, July 14, 2017 12:00:08 Pacific Daylight Time

Compound name: PFBS

	Name	ID	Acq.Date	Acq.Time
32	170711M1_32	1700842-13 Market Basket/Concord 0.005	11-Jul-17	16:06:13
33	170711M1_33	1700842-14 Cumberland Farms/Meredith 0.005	11-Jul-17	16:17:42
34	170711M1_34	1700842-15 EM-Heath/Center Harbor 0.005	11-Jul-17	16:28:34
35	170711M1_35	1700842-16 Shaws/North Conway 0.005	11-Jul-17	16:39:13
36	170711M1_36	1700842-17 Milk 1 0.005	11-Jul-17	16:49:59
37	170711M1_37	1700842-18 Milk 2 0.005	11-Jul-17	17:00:38
38	170711M1_38	170711_929	11-Jul-17	17:11:16
39	170711M1_39	170711_972	11-Jul-17	17:21:55
40	170711M1_40	IPA	11-Jul-17	17:32:33
41	170711M1_41	ST170711M1-4 PFC CS3 17G1008 ✓	11-Jul-17	17:43:19
42	170711M1_42	IPA	11-Jul-17	17:54:06
43	170711M1_43	B7G0014-BS1 OPR 0.125	11-Jul-17	18:04:47
44	170711M1_44	B7G0033-BS1 OPR 0.125	11-Jul-17	18:15:31
45	170711M1_45	IPA	11-Jul-17	18:26:18
46	170711M1_46	B7G0014-BLK1 Method Blank 0.125	11-Jul-17	18:37:02
47	170711M1_47	B7G0033-BLK1 Method Blank 0.125	11-Jul-17	18:47:43
48	170711M1_48	1700792-11RE1 RB01-20170628 0.12273	11-Jul-17	18:58:21
49	170711M1_49	1700792-08RE1 MH388.9-20170628 0.12326	11-Jul-17	19:09:07
50	170711M1_50	1700792-01RE1 West Ditch In-20170627 0.12...	11-Jul-17	19:19:46
51	170711M1_51	1700803-01 SB01 0.12033	11-Jul-17	19:30:24
52	170711M1_52	1700803-03 IRPSite7-GW-46GW205-201706...	11-Jul-17	19:41:03
53	170711M1_53	1700803-04 IRPSite7-GW-FD01-20170628 0....	11-Jul-17	19:51:41
54	170711M1_54	1700803-05 IRPSite7-GW-07GW202-201706...	11-Jul-17	20:02:19
55	170711M1_55	1700803-06 IRPSite7-GW-FRB01-20170628 ...	11-Jul-17	20:12:58
56	170711M1_56	1700803-07 IRPSite5-GW-FRB01-20170628 ...	11-Jul-17	20:23:36
57	170711M1_57	1700803-08 IRPSite5-GW-04GW81S-201706...	11-Jul-17	20:34:15
58	170711M1_58	1700803-09 IRPSite5-GW-04GW80-2017062...	11-Jul-17	20:44:53
59	170711M1_59	B7G0014-MS1 Matrix Spike 0.12163	11-Jul-17	20:55:31
60	170711M1_60	B7G0014-MSD1 Matrix Spike Dup 0.1181	11-Jul-17	21:06:22
61	170711M1_61	1700803-10 EB02 0.10956	11-Jul-17	21:17:12
62	170711M1_62	IPA	11-Jul-17	21:27:59
63	170711M1_63	ST170711M1-5 PFC CS3 17G1008 ✓	11-Jul-17	21:38:37
64	170711M1_64	IPA	11-Jul-17	21:49:23
65	170711M1_65	1700820-01 MTBE_5527 0.26911	11-Jul-17	22:00:02

Dataset: Untitled

Last Altered: Friday, July 14, 2017 11:59:09 Pacific Daylight Time

Printed: Friday, July 14, 2017 12:00:08 Pacific Daylight Time

Compound name: PFBS

	Name	ID	Acq Date	Acq Time
66	170711M1_66	1700836-01 DPH-MW11 0.1236	11-Jul-17	22:10:40
67	170711M1_67	1700836-02 DPH-B7 0.1224	11-Jul-17	22:21:19
68	170711M1_68	1700836-03 DPH-MW3-17 0.1219	11-Jul-17	22:31:57
69	170711M1_69	1700836-04 DPH-EX4 0.12243	11-Jul-17	22:42:36
70	170711M1_70	1700836-05 DPH-MW6-17 0.12319	11-Jul-17	22:53:14
71	170711M1_71	1700844-01 2041010001 0.277	11-Jul-17	23:03:52
72	170711M1_72	1700845-01 MW-29S-20170707 0.12034	11-Jul-17	23:14:31
73	170711M1_73	1700845-02 DUP04-20170707 0.12279	11-Jul-17	23:25:17
74	170711M1_74	1700845-03 MW-27S-20170707 0.11824	11-Jul-17	23:36:03
75	170711M1_75	B7G0033-MS1 Matrix Spike 0.12283	11-Jul-17	23:46:42
76	170711M1_76	B7G0033-MSD1 Matrix Spike Dup 0.124	11-Jul-17	23:57:29
77	170711M1_77	1700845-04 MW-30S-20170707 0.11933	12-Jul-17	00:08:07
78	170711M1_78	IPA	12-Jul-17	00:18:45
79	170711M1_79	ST170711M1-6 PFC CS3 17G1008 ✓	12-Jul-17	00:29:24
80	170711M1_80	IPA	12-Jul-17	00:40:11

Dataset: U:\Q4.PRO\results\170711M1\170711M1-63_L14.qld

Last Altered: Thursday, July 13, 2017 10:54:41 Pacific Daylight Time

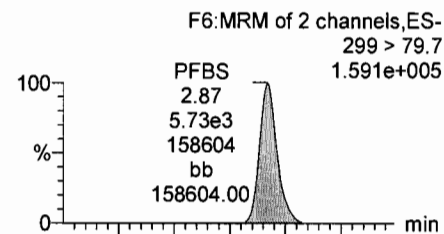
Printed: Thursday, July 13, 2017 10:55:26 Pacific Daylight Time

Method: U:\Q4.PRO\MethDB\PFAS_L14-7-5-17.mdb 10 Jul 2017 08:06:14

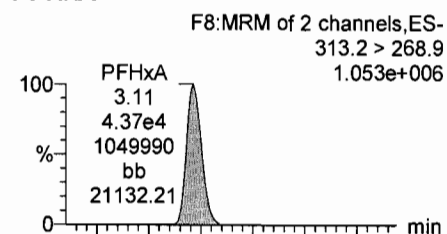
Calibration: U:\Q4.PRO\CurveDB\C18_VAL-PFAS_Q4_7-10-17-L14.cdb 11 Jul 2017 08:36:22

Name: 170711M1_63, Date: 11-Jul-2017, Time: 21:38:37, ID: ST170711M1-5 PFC CS3 17G1008, Description: PFC CS3 17G1008

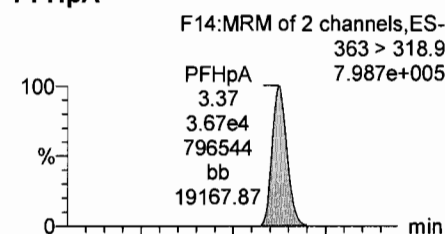
Total PFBS



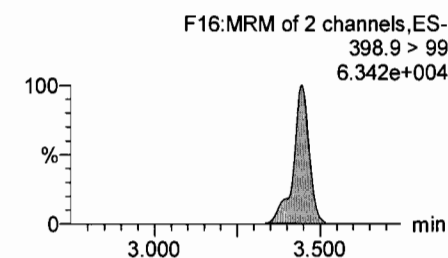
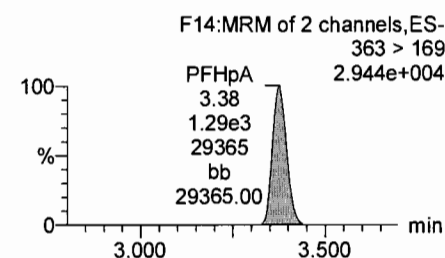
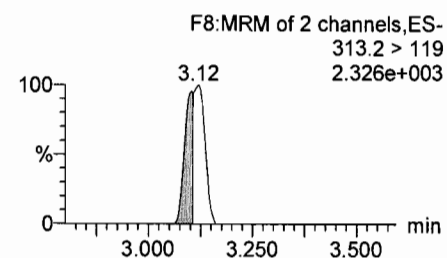
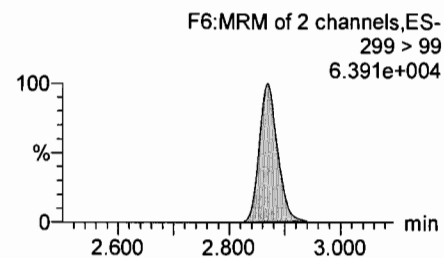
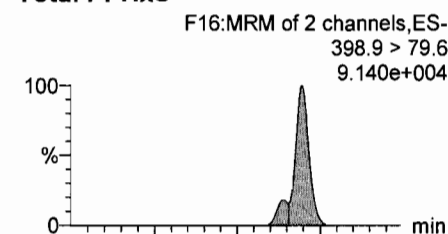
PFHxA



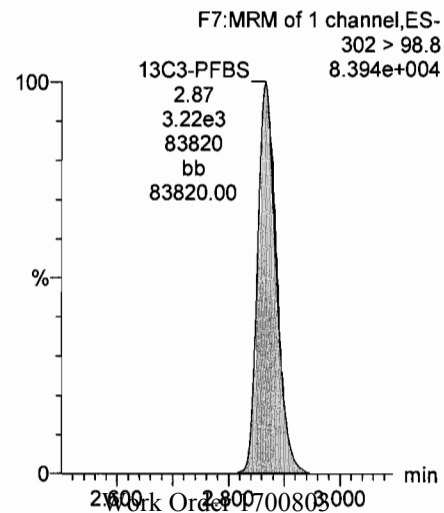
PFHpA



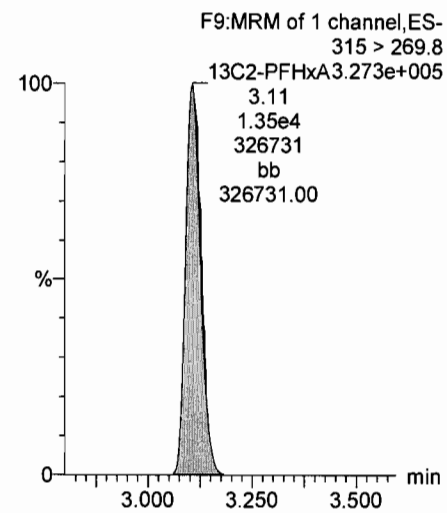
Total PFHxS



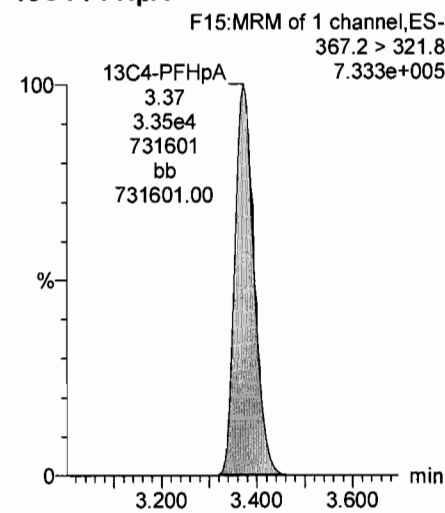
13C3-PFBS



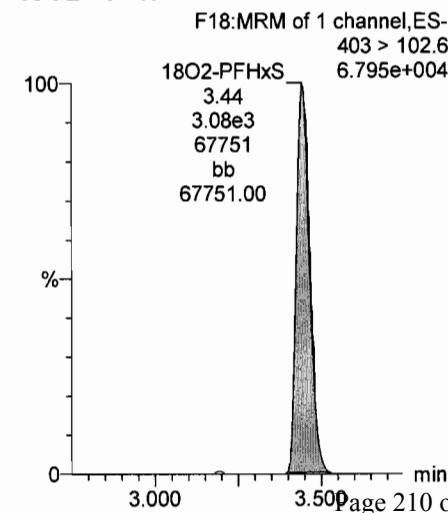
13C2-PFHxA



13C4-PFHpA



18O2-PFHxS



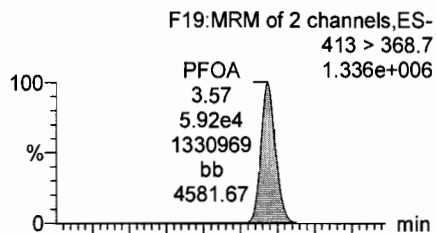
Dataset: U:\Q4.PRO\results\170711M1\170711M1-63_L14.qld

Last Altered: Thursday, July 13, 2017 10:54:41 Pacific Daylight Time

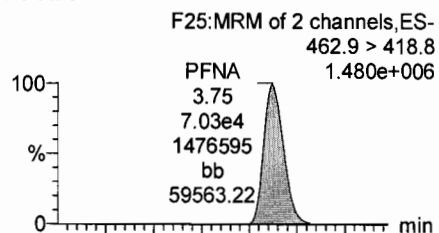
Printed: Thursday, July 13, 2017 10:55:26 Pacific Daylight Time

Name: 170711M1_63, Date: 11-Jul-2017, Time: 21:38:37, ID: ST170711M1-5 PFC CS3 17G1008, Description: PFC CS3 17G1008

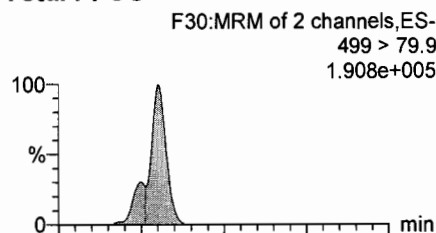
Total PFOA



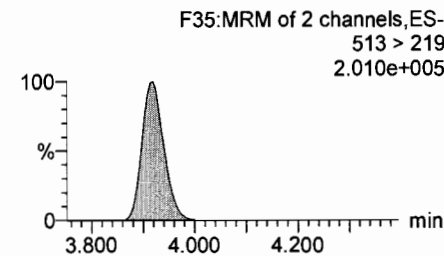
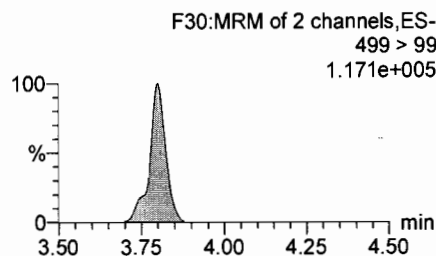
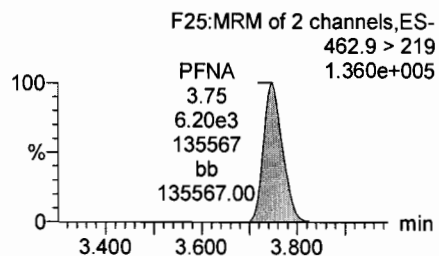
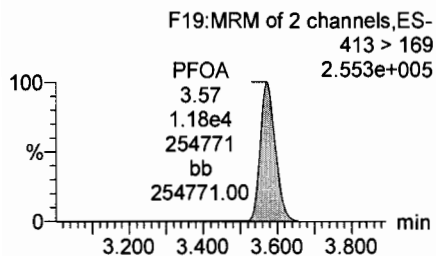
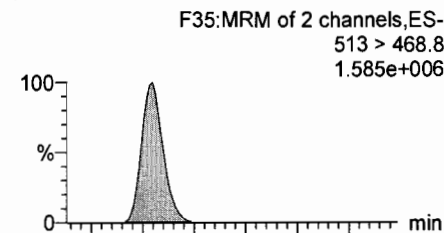
PFNA



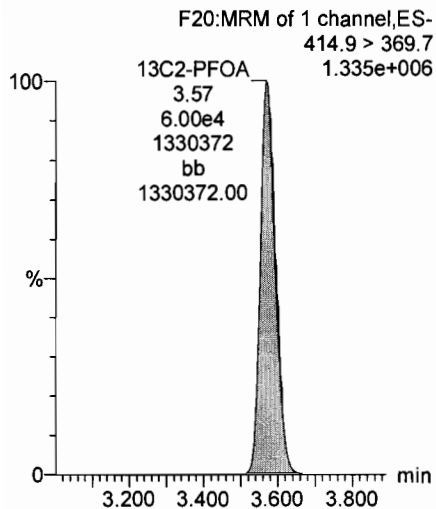
Total PFOS



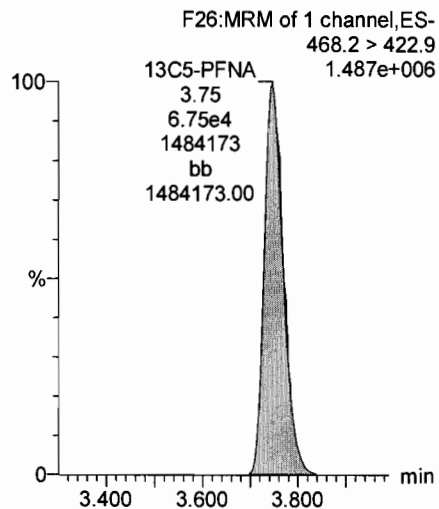
PFDA



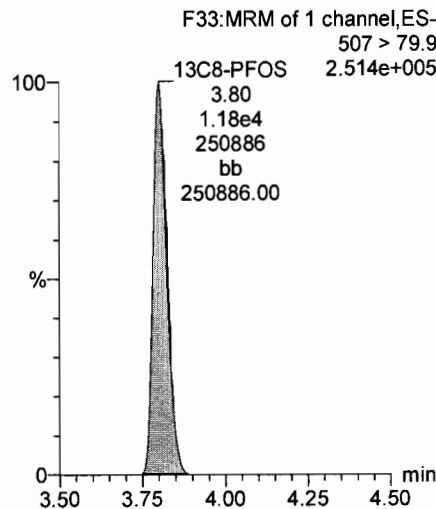
13C2-PFOA



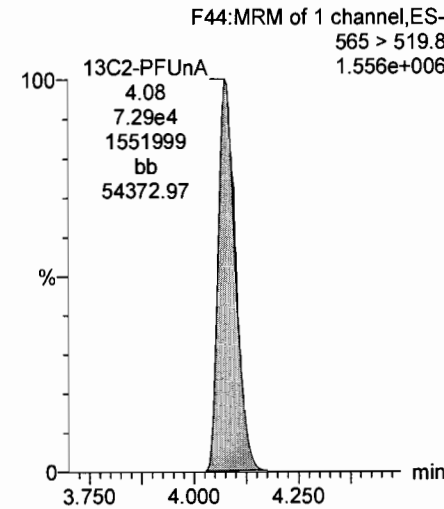
13C5-PFNA



13C8-PFOS



13C2-PFUnA



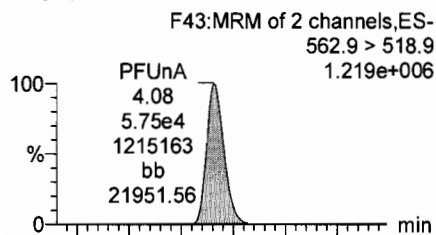
Dataset: U:\Q4.PRO\results\170711M1\170711M1-63_L14.qld

Last Altered: Thursday, July 13, 2017 10:54:41 Pacific Daylight Time

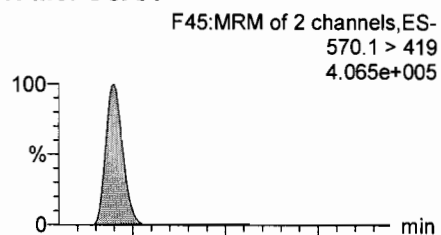
Printed: Thursday, July 13, 2017 10:55:26 Pacific Daylight Time

Name: 170711M1_63, Date: 11-Jul-2017, Time: 21:38:37, ID: ST170711M1-5 PFC CS3 17G1008, Description: PFC CS3 17G1008

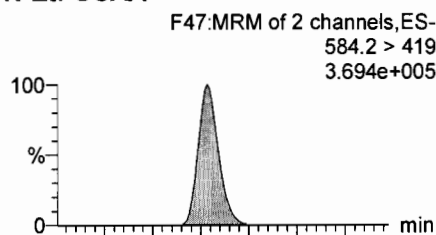
PFUnA



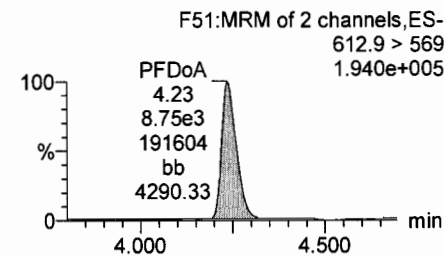
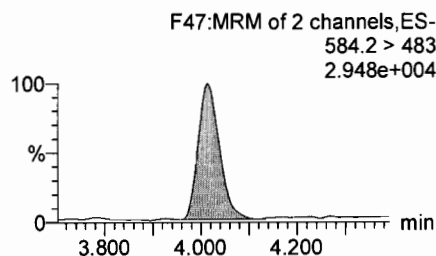
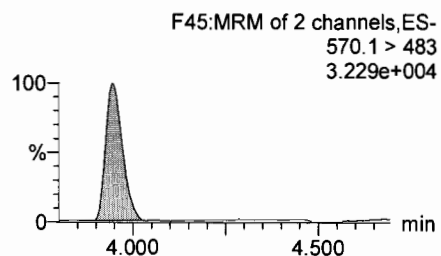
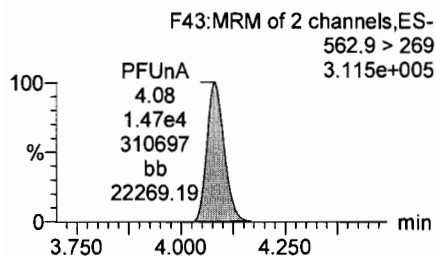
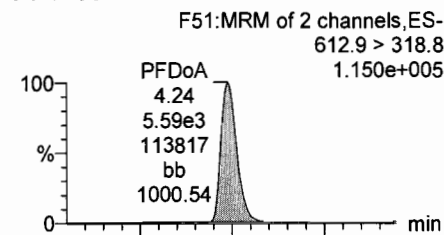
N-MeFOSAA



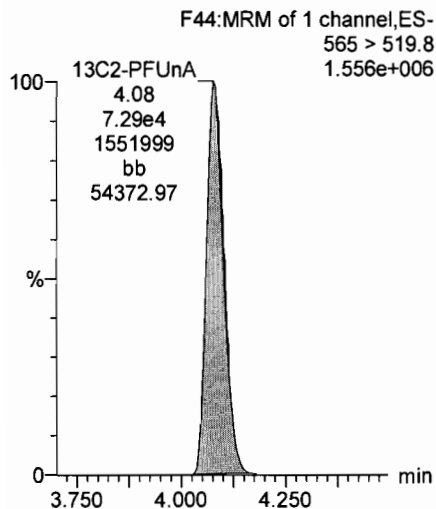
N-EtFOSAA



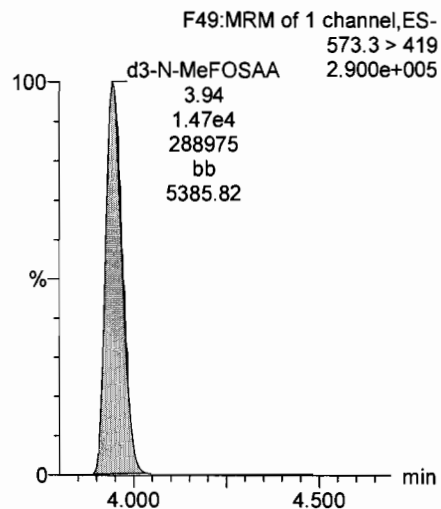
PFDoA



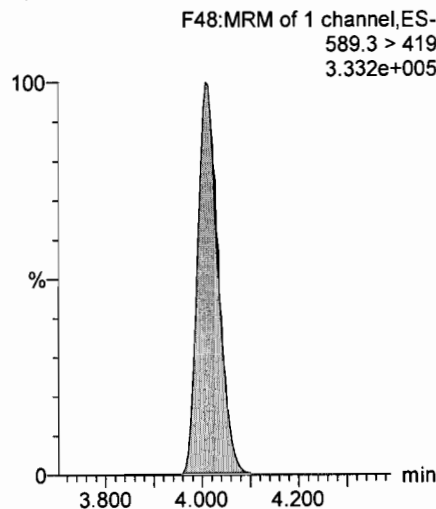
13C2-PFUnA



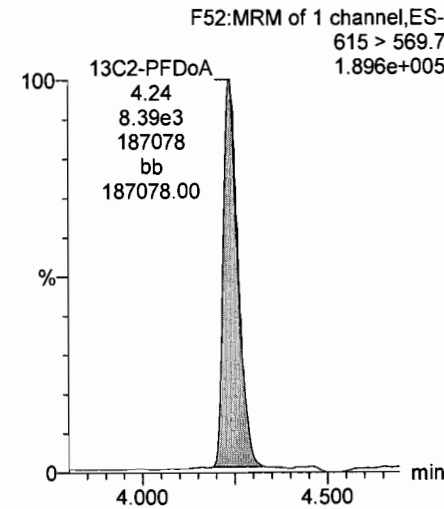
d3-N-MeFOSAA



d5-N-EtFOSAA



13C2-PFDoA



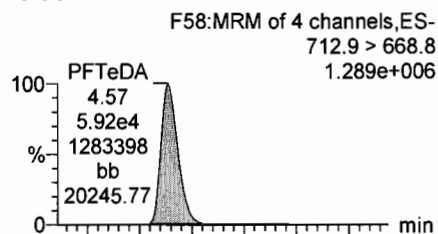
Dataset: U:\Q4.PRO\results\170711M1\170711M1-63_L14.qld

Last Altered: Thursday, July 13, 2017 10:54:41 Pacific Daylight Time

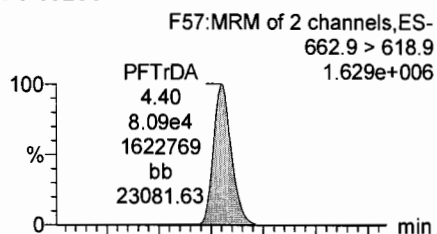
Printed: Thursday, July 13, 2017 10:55:26 Pacific Daylight Time

Name: 170711M1_63, Date: 11-Jul-2017, Time: 21:38:37, ID: ST170711M1-5 PFC CS3 17G1008, Description: PFC CS3 17G1008

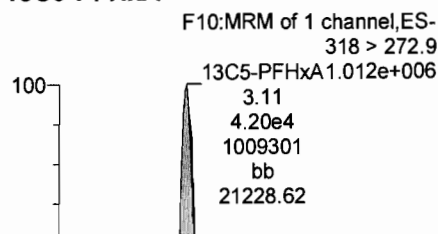
PFTeDA



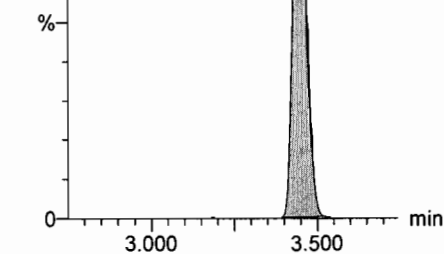
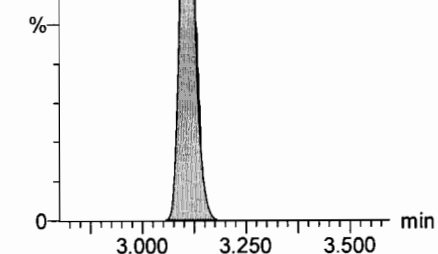
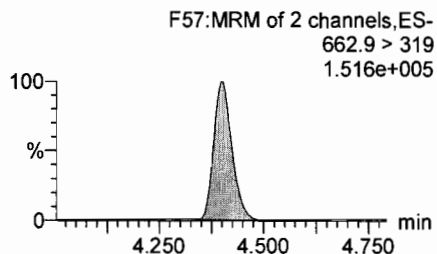
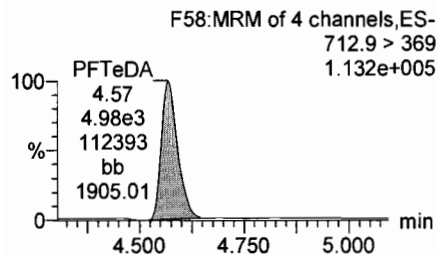
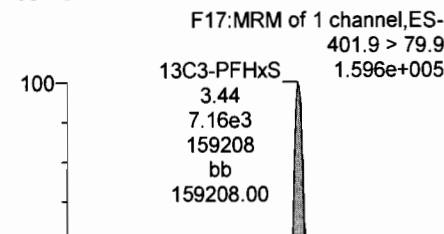
PFTrDA



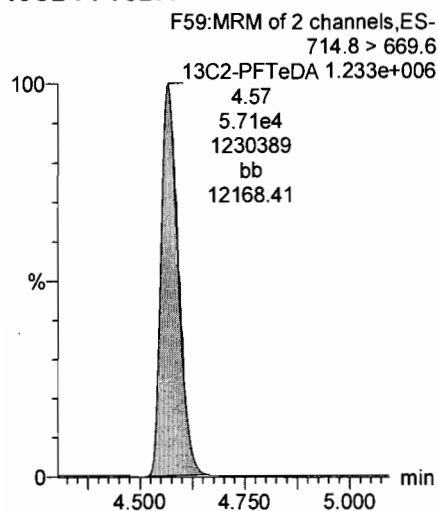
13C5-PFHxA



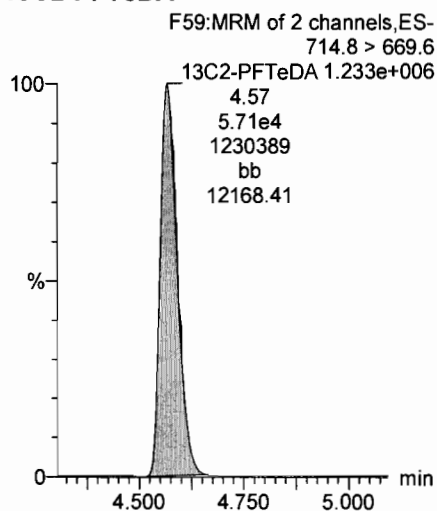
13C3-PFHxS



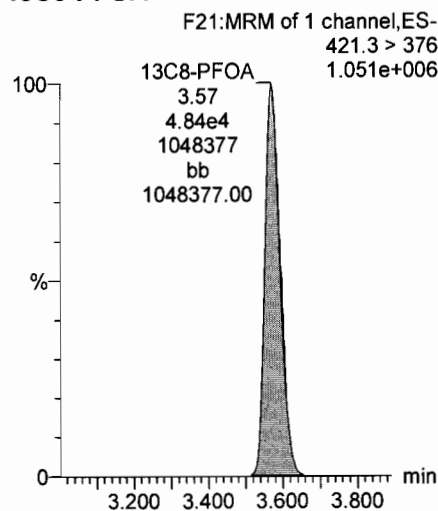
13C2-PFTeDA



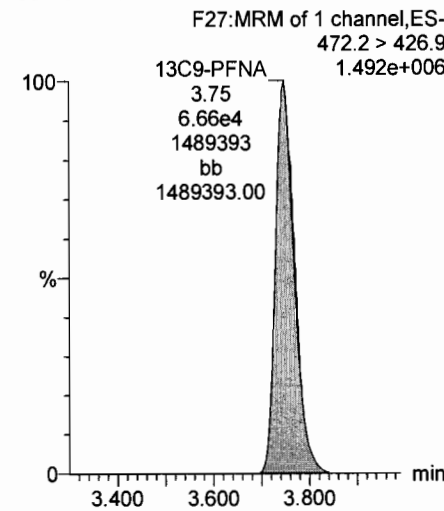
13C2-PFTeDA



13C8-PFOA



13C9-PFNA



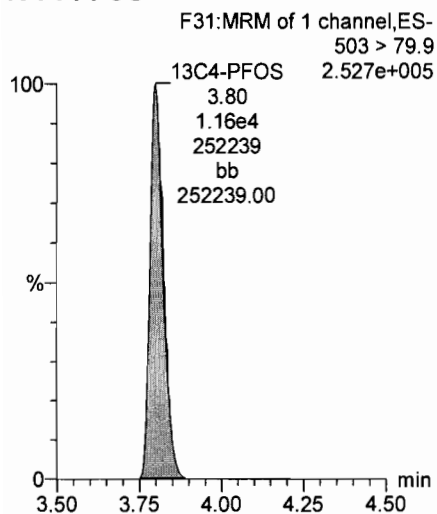
Dataset: U:\Q4.PRO\results\170711M1\170711M1-63_L14.qld

Last Altered: Thursday, July 13, 2017 10:54:41 Pacific Daylight Time

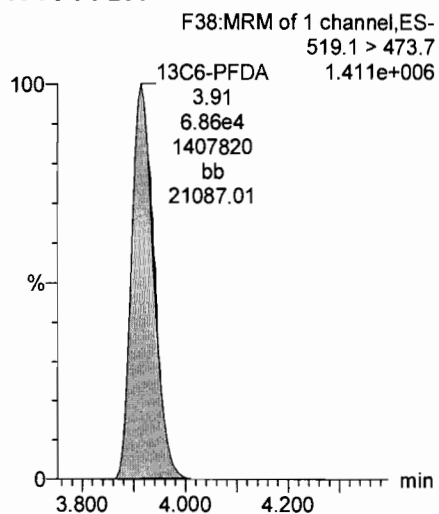
Printed: Thursday, July 13, 2017 10:55:26 Pacific Daylight Time

Name: 170711M1_63, Date: 11-Jul-2017, Time: 21:38:37, ID: ST170711M1-5 PFC CS3 17G1008, Description: PFC CS3 17G1008

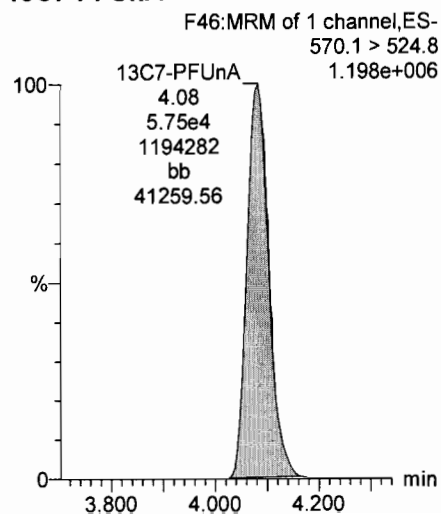
13C4-PFOS



13C6-PFDA



13C7-PFUnA



INITIAL CALIBRATION

Dataset: U:\Q4.PRO\results\170710M3\170710M3-CRV.qld

Last Altered: Tuesday, July 11, 2017 08:36:22 Pacific Daylight Time

Printed: Tuesday, July 11, 2017 08:39:03 Pacific Daylight Time

Method: U:\Q4.PRO\MethDB\PFAS_L14-7-5-17.mdb 10 Jul 2017 08:06:14

Calibration: U:\Q4.PRO\CurveDB\C18_VAL-PFAS_Q4_7-10-17-L14.cdb 11 Jul 2017 08:36:22

AC
7/11/17

7/11/17

Compound name: PFBS

Correlation coefficient: $r = 0.999476$, $r^2 = 0.998952$

Calibration curve: $2.28219 * x + -0.143808$

Response type: Internal Std (Ref 17), Area * (IS Conc. / IS Area)

Curve type: Linear, Origin: Exclude, Weighting: 1/x, Axis trans: None

#	Name	Type	Std. Conc	RT	Area	IS Area	Response	Conc.	%Dev	Conc. Flag	CoD	CoD Flag	x=excluded
1	1 170710M3_2	Standard	0.250	2.97	64.107	1829.255	0.438	0.3	2.0	NO	0.999	NO	bb
2	2 170710M3_3	Standard	0.500	2.96	174.822	1889.439	1.157	0.6	14.0	NO	0.999	NO	bb
3	3 170710M3_4	Standard	1.000	2.95	250.827	1680.475	1.866	0.9	-11.9	NO	0.999	NO	bb
4	4 170710M3_5	Standard	2.000	2.95	664.245	1675.008	4.957	2.2	11.8	NO	0.999	NO	bb
5	5 170710M3_6	Standard	5.000	2.95	1423.155	1827.422	9.735	4.3	-13.4	NO	0.999	NO	bb
6	6 170710M3_7	Standard	10.000	2.95	3293.945	1863.759	22.092	9.7	-2.6	NO	0.999	NO	bb
7	7 170710M3_8	Standard	50.000	2.95	14448.479	1600.534	112.841	49.5	-1.0	NO	0.999	NO	bb
8	8 170710M3_9	Standard	100.000	2.95	31826.346	1723.074	230.883	101.2	1.2	NO	0.999	NO	bb

Compound name: PFHxA

Correlation coefficient: $r = 0.999913$, $r^2 = 0.999826$

Calibration curve: $1.63833 * x + 0.053424$

Response type: Internal Std (Ref 18), Area * (IS Conc. / IS Area)

Curve type: Linear, Origin: Exclude, Weighting: 1/x, Axis trans: None

#	Name	Type	Std. Conc	RT	Area	IS Area	Response	Conc.	%Dev	Conc. Flag	CoD	CoD Flag	x=excluded
1	1 170710M3_2	Standard	0.250	3.19	518.924	6599.234	0.393	0.2	-17.1	NO	1.000	NO	bb
2	2 170710M3_3	Standard	0.500	3.19	1190.925	6260.955	0.951	0.5	9.6	NO	1.000	NO	bb
3	3 170710M3_4	Standard	1.000	3.18	2031.727	5844.579	1.738	1.0	2.8	NO	1.000	NO	bb
4	4 170710M3_5	Standard	2.000	3.18	4143.116	6095.467	3.399	2.0	2.1	NO	1.000	NO	bb
5	5 170710M3_6	Standard	5.000	3.18	11189.350	6584.623	8.497	5.2	3.1	NO	1.000	NO	bb
6	6 170710M3_7	Standard	10.000	3.19	22422.309	6880.506	16.294	9.9	-0.9	NO	1.000	NO	bb
7	7 170710M3_8	Standard	50.000	3.19	107894.484	6517.125	82.778	50.5	1.0	NO	1.000	NO	bb
8	8 170710M3_9	Standard	100.000	3.18	224318.094	6887.408	162.847	99.4	-0.6	NO	1.000	NO	bb

Dataset: U:\Q4.PRO\results\170710M3\170710M3-CRV.qld

Last Altered: Tuesday, July 11, 2017 08:36:22 Pacific Daylight Time

Printed: Tuesday, July 11, 2017 08:39:03 Pacific Daylight Time

Compound name: PFHpA

Correlation coefficient: $r = 0.999627$, $r^2 = 0.999254$

Calibration curve: $1.43595 * x + 0.0332012$

Response type: Internal Std (Ref 19), Area * (IS Conc. / IS Area)

Curve type: Linear, Origin: Exclude, Weighting: 1/x, Axis trans: None

#	Name	Type	Std. Conc	RT	Area	IS Area	Response	Conc.	%Dev	Conc. Flag	CoD	CoD Flag	x=excluded
1	1 170710M3_2	Standard	0.250	3.46	484.804	16912.918	0.358	0.2	-9.4	NO	0.999	NO	bb
2	2 170710M3_3	Standard	0.500	3.45	1094.714	15983.809	0.856	0.6	14.6	NO	0.999	NO	db
3	3 170710M3_4	Standard	1.000	3.44	1816.426	14729.492	1.541	1.1	5.0	NO	0.999	NO	bb
4	4 170710M3_5	Standard	2.000	3.44	3368.228	16736.117	2.516	1.7	-13.6	NO	0.999	NO	bb
5	5 170710M3_6	Standard	5.000	3.44	9552.159	16831.109	7.094	4.9	-1.7	NO	0.999	NO	bb
6	6 170710M3_7	Standard	10.000	3.45	19620.016	16406.695	14.948	10.4	3.9	NO	0.999	NO	bb
7	7 170710M3_8	Standard	50.000	3.45	91102.258	15463.272	73.644	51.3	2.5	NO	0.999	NO	bb
8	8 170710M3_9	Standard	100.000	3.45	193055.844	17039.475	141.624	98.6	-1.4	NO	0.999	NO	bb

Compound name: PFHxS

Coefficient of Determination: $R^2 = 0.997055$

Calibration curve: $0.00158619 * x^2 + 1.83332 * x + -0.0924995$

Response type: Internal Std (Ref 20), Area * (IS Conc. / IS Area)

Curve type: 2nd Order, Origin: Exclude, Weighting: 1/x, Axis trans: None

#	Name	Type	Std. Conc	RT	Area	IS Area	Response	Conc.	%Dev	Conc. Flag	CoD	CoD Flag	x=excluded
1	1 170710M3_2	Standard	0.250	3.52	58.724	1651.524	0.444	0.3	17.1	NO	0.997	NO	bb
2	2 170710M3_3	Standard	0.500	3.51	92.843	1720.000	0.675	0.4	-16.3	NO	0.997	NO	MM
3	3 170710M3_4	Standard	1.000	3.51	174.046	1350.057	1.611	0.9	-7.1	NO	0.997	NO	db
4	4 170710M3_5	Standard	2.000	3.51	444.710	1600.253	3.474	1.9	-2.9	NO	0.997	NO	MM
5	5 170710M3_6	Standard	5.000	3.51	1145.275	1665.698	8.595	4.7	-5.6	NO	0.997	NO	bb
6	6 170710M3_7	Standard	10.000	3.51	2600.573	1486.850	21.863	11.9	18.5	NO	0.997	NO	MM
7	7 170710M3_8	Standard	50.000	3.51	10991.491	1511.473	90.900	47.7	-4.7	NO	0.997	NO	MM
8	8 170710M3_9	Standard	100.000	3.51	25585.689	1590.326	201.104	100.9	0.9	NO	0.997	NO	MM

Dataset: U:\Q4.PRO\results\170710M3\170710M3-CRV.qld

Last Altered: Tuesday, July 11, 2017 08:36:22 Pacific Daylight Time

Printed: Tuesday, July 11, 2017 08:39:03 Pacific Daylight Time

Compound name: PFOA

Correlation coefficient: $r = 0.999752$, $r^2 = 0.999504$

Calibration curve: $1.13698 * x + 0.117502$

Response type: Internal Std (Ref 21), Area * (IS Conc. / IS Area)

Curve type: Linear, Origin: Exclude, Weighting: 1/x, Axis trans: None

#	Name	Type	Std. Conc	RT	Area	IS Area	Response	Conc.	%Dev	Conc. Flag	CoD	CoD Flag	x=excluded
1	1 170710M3_2	Standard	0.250	3.65	719.562	24338.092	0.370	0.2	-11.3	NO	1.000	NO	bb
2	2 170710M3_3	Standard	0.500	3.65	1500.520	25154.738	0.746	0.6	10.5	NO	1.000	NO	bb
3	3 170710M3_4	Standard	1.000	3.65	2177.131	22319.385	1.219	1.0	-3.1	NO	1.000	NO	bb
4	4 170710M3_5	Standard	2.000	3.65	4933.051	25531.586	2.415	2.0	1.0	NO	1.000	NO	bb
5	5 170710M3_6	Standard	5.000	3.64	12429.696	27012.830	5.752	5.0	-0.9	NO	1.000	NO	bb
6	6 170710M3_7	Standard	10.000	3.65	25517.219	27058.725	11.788	10.3	2.6	NO	1.000	NO	bb
7	7 170710M3_8	Standard	50.000	3.64	123694.688	26424.334	58.514	51.4	2.7	NO	1.000	NO	bb
8	8 170710M3_9	Standard	100.000	3.65	248919.391	27780.598	112.002	98.4	-1.6	NO	1.000	NO	bb

Compound name: PFNA

Correlation coefficient: $r = 0.999771$, $r^2 = 0.999542$

Calibration curve: $1.36517 * x + 0.0586296$

Response type: Internal Std (Ref 22), Area * (IS Conc. / IS Area)

Curve type: Linear, Origin: Include, Weighting: 1/x, Axis trans: None

#	Name	Type	Std. Conc	RT	Area	IS Area	Response	Conc.	%Dev	Conc. Flag	CoD	CoD Flag	x=excluded
1	1 170710M3_2	Standard	0.250	3.83	809.352	23133.879	0.437	0.3	11.0	NO	1.000	NO	bb
2	2 170710M3_3	Standard	0.500	3.82	1465.662	25510.555	0.718	0.5	-3.4	NO	1.000	NO	bb
3	3 170710M3_4	Standard	1.000	3.82	2763.543	25152.525	1.373	1.0	-3.7	NO	1.000	NO	bb
4	4 170710M3_5	Standard	2.000	3.82	6805.311	27896.482	3.049	2.2	9.5	NO	1.000	NO	bb
5	5 170710M3_6	Standard	5.000	3.82	16015.691	27575.711	7.260	5.3	5.5	NO	1.000	NO	bb
6	6 170710M3_7	Standard	10.000	3.82	32890.461	30707.572	13.389	9.8	-2.4	NO	1.000	NO	bb
7	7 170710M3_8	Standard	50.000	3.82	146644.188	26401.301	69.430	50.8	1.6	NO	1.000	NO	bb
8	8 170710M3_9	Standard	100.000	3.82	313277.875	28967.555	135.185	99.0	-1.0	NO	1.000	NO	bb

Dataset: U:\Q4.PRO\results\170710M3\170710M3-CRV.qld

Last Altered: Tuesday, July 11, 2017 08:36:22 Pacific Daylight Time

Printed: Tuesday, July 11, 2017 08:39:03 Pacific Daylight Time

Compound name: PFOS

Coefficient of Determination: R² = 0.999061

Calibration curve: 0.00185446 * x² + 1.10476 * x + 0.0290336

Response type: Internal Std (Ref 23), Area * (IS Conc. / IS Area)

Curve type: 2nd Order, Origin: Include, Weighting: 1/x, Axis trans: None

#	Name	Type	Std. Conc	RT	Area	IS Area	Response	Conc.	%Dev	Conc. Flag	CoD	CoD Flag	x=excluded
1	1 170710M3_2	Standard	0.250	3.88	115.763	5370.698	0.269	0.2	-13.0	NO	0.999	NO	bb
2	2 170710M3_3	Standard	0.500	3.87	241.388	5419.104	0.557	0.5	-4.5	NO	0.999	NO	MM
3	3 170710M3_4	Standard	1.000	3.88	500.986	5346.955	1.171	1.0	3.2	NO	0.999	NO	bb
4	4 170710M3_5	Standard	2.000	3.88	1168.767	5508.184	2.652	2.4	18.3	NO	0.999	NO	bb
5	5 170710M3_6	Standard	5.000	3.87	2478.524	5282.377	5.865	5.2	4.7	NO	0.999	NO	bb
6	6 170710M3_7	Standard	10.000	3.88	5348.684	5677.549	11.776	10.4	4.5	NO	0.999	NO	bb
7	7 170710M3_8	Standard	50.000	3.88	26226.332	5678.869	57.728	48.3	-3.4	NO	0.999	NO	bb
8	8 170710M3_9	Standard	100.000	3.88	56412.301	5421.565	130.065	100.7	0.7	NO	0.999	NO	bb

Compound name: PFDA

Coefficient of Determination: R² = 0.998836

Calibration curve: 0.000679513 * x² + 1.50572 * x + -0.0681733

Response type: Internal Std (Ref 24), Area * (IS Conc. / IS Area)

Curve type: 2nd Order, Origin: Exclude, Weighting: 1/x, Axis trans: None

#	Name	Type	Std. Conc	RT	Area	IS Area	Response	Conc.	%Dev	Conc. Flag	CoD	CoD Flag	x=excluded
1	1 170710M3_2	Standard	0.250	3.99	972.213	28930.936	0.420	0.3	29.7	NO	0.999	NO	db
2	2 170710M3_3	Standard	0.500	4.00	1382.475	29747.686	0.581	0.4	-13.8	NO	0.999	NO	bb
3	3 170710M3_4	Standard	1.000	3.99	3557.009	31897.771	1.394	1.0	-2.9	NO	0.999	NO	bb
4	4 170710M3_5	Standard	2.000	3.99	7354.864	31493.791	2.919	2.0	-0.9	NO	0.999	NO	bb
5	5 170710M3_6	Standard	5.000	4.00	16044.657	29596.766	6.776	4.5	-9.3	NO	0.999	NO	bb
6	6 170710M3_7	Standard	10.000	3.99	37473.484	33043.109	14.176	9.4	-5.8	NO	0.999	NO	bb
7	7 170710M3_8	Standard	50.000	3.99	195941.813	30631.795	79.959	51.9	3.9	NO	0.999	NO	bb
8	8 170710M3_9	Standard	100.000	3.99	392413.031	31463.066	155.902	99.1	-0.9	NO	0.999	NO	bb

Dataset: U:\Q4.PRO\results\170710M3\170710M3-CRV.qld

Last Altered: Tuesday, July 11, 2017 08:36:22 Pacific Daylight Time

Printed: Tuesday, July 11, 2017 08:39:03 Pacific Daylight Time

Compound name: PFUnA

Correlation coefficient: $r = 0.998876$, $r^2 = 0.997753$

Calibration curve: $1.03711 * x + 0.141151$

Response type: Internal Std (Ref 25), Area * (IS Conc. / IS Area)

Curve type: Linear, Origin: Exclude, Weighting: 1/x, Axis trans: None

#	Name	Type	Std. Conc	RT	Area	IS Area	Response	Conc.	%Dev	Conc. Flag	CoD	CoD Flag	x=excluded
1	1 170710M3_2	Standard	0.250	4.15	1000.258	28511.633	0.439	0.3	14.7	NO	0.998	NO	bb
2	2 170710M3_3	Standard	0.500	4.15	1613.189	35214.363	0.573	0.4	-16.8	NO	0.998	NO	bb
3	3 170710M3_4	Standard	1.000	4.15	3030.180	29618.668	1.279	1.1	9.7	NO	0.998	NO	bb
4	4 170710M3_5	Standard	2.000	4.15	5814.139	32452.291	2.239	2.0	1.2	NO	0.998	NO	bb
5	5 170710M3_6	Standard	5.000	4.15	14655.979	32879.375	5.572	5.2	4.7	NO	0.998	NO	bb
6	6 170710M3_7	Standard	10.000	4.15	29217.963	39593.965	9.224	8.8	-12.4	NO	0.998	NO	bb
7	7 170710M3_8	Standard	50.000	4.15	137931.563	34542.293	49.914	48.0	-4.0	NO	0.998	NO	bb
8	8 170710M3_9	Standard	100.000	4.15	285394.844	33371.344	106.901	102.9	2.9	NO	0.998	NO	bb

Compound name: N-MeFOSAA

Coefficient of Determination: $R^2 = 0.999758$

Calibration curve: $-0.000725393 * x^2 + 1.88459 * x + -0.112345$

Response type: Internal Std (Ref 26), Area * (IS Conc. / IS Area)

Curve type: 2nd Order, Origin: Include, Weighting: 1/x, Axis trans: None

#	Name	Type	Std. Conc	RT	Area	IS Area	Response	Conc.	%Dev	Conc. Flag	CoD	CoD Flag	x=excluded
1	1 170710M3_2	Standard	0.250	4.01	186.794	7235.550	0.323	0.2	-7.7	NO	1.000	NO	bb
2	2 170710M3_3	Standard	0.500	4.02	464.219	7333.048	0.791	0.5	-4.1	NO	1.000	NO	bb
3	3 170710M3_4	Standard	1.000	4.02	800.254	6481.465	1.543	0.9	-12.1	NO	1.000	NO	bb
4	4 170710M3_5	Standard	2.000	4.02	1945.937	6639.098	3.664	2.0	0.3	NO	1.000	NO	bb
5	5 170710M3_6	Standard	5.000	4.02	5107.766	6875.079	9.287	5.0	-0.1	NO	1.000	NO	bb
6	6 170710M3_7	Standard	10.000	4.02	10428.781	7052.758	18.484	9.9	-0.9	NO	1.000	NO	bb
7	7 170710M3_8	Standard	50.000	4.02	47146.820	6322.343	93.215	50.5	1.0	NO	1.000	NO	bb
8	8 170710M3_9	Standard	100.000	4.02	100772.484	6972.632	180.657	99.7	-0.3	NO	1.000	NO	bb

Dataset: U:\Q4.PRO\results\170710M3\170710M3-CRV.qld

Last Altered: Tuesday, July 11, 2017 08:36:22 Pacific Daylight Time
 Printed: Tuesday, July 11, 2017 08:39:03 Pacific Daylight Time

Compound name: N-EtFOSAA

Coefficient of Determination: $R^2 = 0.998485$

Calibration curve: $0.00300948 * x^2 + 1.32985 * x + 0.0134202$

Response type: Internal Std (Ref 27), Area * (IS Conc. / IS Area)

Curve type: 2nd Order, Origin: Include, Weighting: 1/x, Axis trans: None

#	Name	Type	Std. Conc	RT	Area	IS Area	Response	Conc.	%Dev	Conc. Flag	CoD	CoD Flag	x=excluded
1	1 170710M3_2	Standard	0.250	4.09	234.930	7680.203	0.382	0.3	10.9	NO	0.998	NO	bb
2	2 170710M3_3	Standard	0.500	4.09	302.139	7756.188	0.487	0.4	-28.8	NO	0.998	NO	bb
3	3 170710M3_4	Standard	1.000	4.09	661.819	6483.096	1.276	0.9	-5.3	NO	0.998	NO	bb
4	4 170710M3_5	Standard	2.000	4.09	1767.924	6911.000	3.198	2.4	19.1	NO	0.998	NO	bb
5	5 170710M3_6	Standard	5.000	4.09	4013.729	7309.417	6.864	5.1	1.9	NO	0.998	NO	bb
6	6 170710M3_7	Standard	10.000	4.09	8229.293	6897.159	14.914	10.9	9.3	NO	0.998	NO	bb
7	7 170710M3_8	Standard	50.000	4.09	40260.930	7098.953	70.892	48.1	-3.9	NO	0.998	NO	bb
8	8 170710M3_9	Standard	100.000	4.09	81647.523	6203.575	164.517	100.7	0.7	NO	0.998	NO	bb

Compound name: PFDoA

Coefficient of Determination: $R^2 = 0.991885$

Calibration curve: $1.00263 * x$

Response type: Internal Std (Ref 28), Area * (IS Conc. / IS Area)

Curve type: Linear, Origin: Force, Weighting: Null, Axis trans: None

#	Name	Type	Std. Conc	RT	Area	IS Area	Response	Conc.	%Dev	Conc. Flag	CoD	CoD Flag	x=excluded
1	1 170710M3_2	Standard	0.250	4.31	48.922	4029.594	0.152	0.2	-39.5	YES	0.992	NO	MMX
2	2 170710M3_3	Standard	0.500	4.30	130.253	4364.951	0.373	0.4	-25.6	NO	0.992	NO	MM
3	3 170710M3_4	Standard	1.000	4.31	250.646	3671.525	0.853	0.9	-14.9	NO	0.992	NO	MM
4	4 170710M3_5	Standard	2.000	4.31	576.522	3407.532	2.115	2.1	5.5	NO	0.992	NO	MM
5	5 170710M3_6	Standard	5.000	4.31	1409.589	4397.531	4.007	4.0	-20.1	NO	0.992	NO	bb
6	6 170710M3_7	Standard	10.000	4.31	2715.122	4609.228	7.363	7.3	-26.6	NO	0.992	NO	bb
7	7 170710M3_8	Standard	50.000	4.31	16155.003	3523.270	57.315	57.2	14.3	NO	0.992	NO	bb
8	8 170710M3_9	Standard	100.000	4.31	30002.807	3866.813	96.988	96.7	-3.3	NO	0.992	NO	bb

Dataset: U:\Q4.PRO\results\170710M3\170710M3-CRV.qld

Last Altered: Tuesday, July 11, 2017 08:36:22 Pacific Daylight Time

Printed: Tuesday, July 11, 2017 08:39:03 Pacific Daylight Time

Compound name: PFTrDA

Coefficient of Determination: R² = 0.998284

Calibration curve: $-0.0031383 * x^2 + 13.4645 * x + 0.137265$

Response type: Internal Std (Ref 28), Area * (IS Conc. / IS Area)

Curve type: 2nd Order, Origin: Exclude, Weighting: 1/x, Axis trans: None

#	Name	Type	Std. Conc	RT	Area	IS Area	Response	Conc.	%Dev	Conc. Flag	CoD	CoD Flag	x=excluded
1	1 170710M3_2	Standard	0.250	4.47	1075.260	4029.594	3.336	0.2	-5.0	NO	0.998	NO	bb
2	2 170710M3_3	Standard	0.500	4.47	2399.472	4364.951	6.871	0.5	0.0	NO	0.998	NO	bb
3	3 170710M3_4	Standard	1.000	4.47	4107.874	3671.525	13.986	1.0	2.9	NO	0.998	NO	bd
4	4 170710M3_5	Standard	2.000	4.47	8625.419	3407.532	31.641	2.3	17.1	NO	0.998	NO	bb
5	5 170710M3_6	Standard	5.000	4.47	21857.848	4397.531	62.131	4.6	-7.8	NO	0.998	NO	bb
6	6 170710M3_7	Standard	10.000	4.47	44589.504	4609.228	120.925	9.0	-10.1	NO	0.998	NO	bb
7	7 170710M3_8	Standard	50.000	4.47	194608.984	3523.270	690.442	51.9	3.8	NO	0.998	NO	bb
8	8 170710M3_9	Standard	100.000	4.47	403466.813	3866.813	1304.261	99.1	-0.9	NO	0.998	NO	bb

Compound name: PFTeDA

Coefficient of Determination: R² = 0.999913

Calibration curve: $-0.000928994 * x^2 + 1.26436 * x + 0.081381$

Response type: Internal Std (Ref 29), Area * (IS Conc. / IS Area)

Curve type: 2nd Order, Origin: Exclude, Weighting: 1/x, Axis trans: None

#	Name	Type	Std. Conc	RT	Area	IS Area	Response	Conc.	%Dev	Conc. Flag	CoD	CoD Flag	x=excluded
1	1 170710M3_2	Standard	0.250	4.65	1083.578	33198.340	0.408	0.3	3.3	NO	1.000	NO	MM
2	2 170710M3_3	Standard	0.500	4.64	1820.870	32091.508	0.709	0.5	-0.6	NO	1.000	NO	bb
3	3 170710M3_4	Standard	1.000	4.64	2825.587	26986.623	1.309	1.0	-2.9	NO	1.000	NO	bb
4	4 170710M3_5	Standard	2.000	4.64	6951.492	32219.420	2.697	2.1	3.6	NO	1.000	NO	bd
5	5 170710M3_6	Standard	5.000	4.64	15829.568	31939.072	6.195	4.9	-2.9	NO	1.000	NO	bb
6	6 170710M3_7	Standard	10.000	4.64	32960.660	32979.863	12.493	9.9	-1.1	NO	1.000	NO	bb
7	7 170710M3_8	Standard	50.000	4.64	144863.203	29463.150	61.459	50.4	0.8	NO	1.000	NO	bb
8	8 170710M3_9	Standard	100.000	4.64	289834.000	30963.135	117.008	99.8	-0.2	NO	1.000	NO	bb

Dataset: U:\Q4.PRO\results\170710M3\170710M3-CRV.qld

Last Altered: Tuesday, July 11, 2017 08:36:22 Pacific Daylight Time

Printed: Tuesday, July 11, 2017 08:39:03 Pacific Daylight Time

Compound name: 13C3-PFBA

Response Factor: 0.917788

RRF SD: 0.0220833, Relative SD: 2.40614

Response type: Internal Std (Ref 30), Area * (IS Conc. / IS Area)

Curve type: RF

#	Name	Type	Std. Conc	RT	Area	IS Area	Response	Conc.	%Dev	Conc. Flag	CoD	CoD Flag	x=excluded
1	1 170710M3_2	Standard	12.500	1.53	7397.170	8045.280	11.493	12.5	0.2	NO		NO	bb
2	2 170710M3_3	Standard	12.500	1.53	7319.772	8103.498	11.291	12.3	-1.6	NO		NO	bb
3	3 170710M3_4	Standard	12.500	1.52	6882.142	7483.426	11.496	12.5	0.2	NO		NO	bb
4	4 170710M3_5	Standard	12.500	1.53	7838.344	8401.936	11.662	12.7	1.6	NO		NO	bb
5	5 170710M3_6	Standard	12.500	1.53	7407.220	8412.924	11.006	12.0	-4.1	NO		NO	bb
6	6 170710M3_7	Standard	12.500	1.52	7861.154	8228.657	11.942	13.0	4.1	NO		NO	bb
7	7 170710M3_8	Standard	12.500	1.53	7586.854	8207.246	11.555	12.6	0.7	NO		NO	bb
8	8 170710M3_9	Standard	12.500	1.53	7829.357	8634.025	11.335	12.4	-1.2	NO		NO	bb

Compound name: 13C3-PFPeA

Response Factor: 1.78391

RRF SD: 0.0438606, Relative SD: 2.45868

Response type: Internal Std (Ref 30), Area * (IS Conc. / IS Area)

Curve type: RF

#	Name	Type	Std. Conc	RT	Area	IS Area	Response	Conc.	%Dev	Conc. Flag	CoD	CoD Flag	x=excluded
1	1 170710M3_2	Standard	12.500	2.77	14987.434	8045.280	23.286	13.1	4.4	NO		NO	bb
2	2 170710M3_3	Standard	12.500	2.75	14679.565	8103.498	22.644	12.7	1.5	NO		NO	bb
3	3 170710M3_4	Standard	12.500	2.75	13179.834	7483.426	22.015	12.3	-1.3	NO		NO	bb
4	4 170710M3_5	Standard	12.500	2.75	14388.955	8401.936	21.407	12.0	-4.0	NO		NO	bb
5	5 170710M3_6	Standard	12.500	2.75	14900.713	8412.924	22.140	12.4	-0.7	NO		NO	bb
6	6 170710M3_7	Standard	12.500	2.75	14839.357	8228.657	22.542	12.6	1.1	NO		NO	bb
7	7 170710M3_8	Standard	12.500	2.75	14494.135	8207.246	22.075	12.4	-1.0	NO		NO	bb
8	8 170710M3_9	Standard	12.500	2.75	15390.460	8634.025	22.282	12.5	-0.1	NO		NO	bb

Dataset: U:\Q4.PRO\results\170710M3\170710M3-CRV.qld

Last Altered: Tuesday, July 11, 2017 08:36:22 Pacific Daylight Time

Printed: Tuesday, July 11, 2017 08:39:03 Pacific Daylight Time

Compound name: 13C3-PFBS

Response Factor: 0.215343

RRF SD: 0.0150837, Relative SD: 7.00446

Response type: Internal Std (Ref 30), Area * (IS Conc. / IS Area)

Curve type: RF

#	Name	Type	Std. Conc	RT	Area	IS Area	Response	Conc.	%Dev	Conc. Flag	CoD	CoD Flag	x=excluded
1	1 170710M3_2	Standard	12.500	2.97	1829.255	8045.280	2.842	13.2	5.6	NO		NO	bb
2	2 170710M3_3	Standard	12.500	2.96	1889.439	8103.498	2.915	13.5	8.3	NO		NO	bb
3	3 170710M3_4	Standard	12.500	2.96	1680.475	7483.426	2.807	13.0	4.3	NO		NO	bb
4	4 170710M3_5	Standard	12.500	2.95	1675.008	8401.936	2.492	11.6	-7.4	NO		NO	bb
5	5 170710M3_6	Standard	12.500	2.95	1827.422	8412.924	2.715	12.6	0.9	NO		NO	bb
6	6 170710M3_7	Standard	12.500	2.95	1863.759	8228.657	2.831	13.1	5.2	NO		NO	bb
7	7 170710M3_8	Standard	12.500	2.95	1600.534	8207.246	2.438	11.3	-9.4	NO		NO	bb
8	8 170710M3_9	Standard	12.500	2.95	1723.074	8634.025	2.495	11.6	-7.3	NO		NO	bb

Compound name: 13C2-PFHxA

Response Factor: 0.303795

RRF SD: 0.0121481, Relative SD: 3.99878

Response type: Internal Std (Ref 31), Area * (IS Conc. / IS Area)

Curve type: RF

#	Name	Type	Std. Conc	RT	Area	IS Area	Response	Conc.	%Dev	Conc. Flag	CoD	CoD Flag	x=excluded
1	1 170710M3_2	Standard	5.000	3.20	6599.234	21818.400	1.512	5.0	-0.4	NO		NO	bb
2	2 170710M3_3	Standard	5.000	3.19	6260.955	21557.213	1.452	4.8	-4.4	NO		NO	bb
3	3 170710M3_4	Standard	5.000	3.19	5844.579	19500.141	1.499	4.9	-1.3	NO		NO	bb
4	4 170710M3_5	Standard	5.000	3.18	6095.467	20840.465	1.462	4.8	-3.7	NO		NO	bb
5	5 170710M3_6	Standard	5.000	3.18	6584.623	22435.646	1.467	4.8	-3.4	NO		NO	bb
6	6 170710M3_7	Standard	5.000	3.19	6880.506	21282.260	1.616	5.3	6.4	NO		NO	bb
7	7 170710M3_8	Standard	5.000	3.19	6517.125	20826.820	1.565	5.2	3.0	NO		NO	bb
8	8 170710M3_9	Standard	5.000	3.18	6887.408	21826.197	1.578	5.2	3.9	NO		NO	bb

Dataset: U:\Q4.PRO\results\170710M3\170710M3-CRV.qld

Last Altered: Tuesday, July 11, 2017 08:36:22 Pacific Daylight Time

Printed: Tuesday, July 11, 2017 08:39:03 Pacific Daylight Time

Compound name: 13C4-PFHpA

Response Factor: 0.305965

RRF SD: 0.00856155, Relative SD: 2.79821

Response type: Internal Std (Ref 31), Area * (IS Conc. / IS Area)

Curve type: RF

#	Name	Type	Std. Conc	RT	Area	IS Area	Response	Conc.	%Dev	Conc. Flag	CoD	CoD Flag	x=excluded
1	1 170710M3_2	Standard	12.500	3.45	16912.918	21818.400	3.876	12.7	1.3	NO		NO	bb
2	2 170710M3_3	Standard	12.500	3.45	15983.809	21557.213	3.707	12.1	-3.1	NO		NO	bb
3	3 170710M3_4	Standard	12.500	3.45	14729.492	19500.141	3.777	12.3	-1.2	NO		NO	bb
4	4 170710M3_5	Standard	12.500	3.45	16736.117	20840.465	4.015	13.1	5.0	NO		NO	bb
5	5 170710M3_6	Standard	12.500	3.44	16831.109	22435.646	3.751	12.3	-1.9	NO		NO	bb
6	6 170710M3_7	Standard	12.500	3.45	16406.695	21282.260	3.855	12.6	0.8	NO		NO	bb
7	7 170710M3_8	Standard	12.500	3.44	15463.272	20826.820	3.712	12.1	-2.9	NO		NO	bb
8	8 170710M3_9	Standard	12.500	3.45	17039.475	21826.197	3.903	12.8	2.1	NO		NO	bb

Compound name: 18O2-PFHxS

Response Factor: 0.437301

RRF SD: 0.0226112, Relative SD: 5.17063

Response type: Internal Std (Ref 32), Area * (IS Conc. / IS Area)

Curve type: RF

#	Name	Type	Std. Conc	RT	Area	IS Area	Response	Conc.	%Dev	Conc. Flag	CoD	CoD Flag	x=excluded
1	1 170710M3_2	Standard	12.500	3.52	1651.524	3795.795	5.439	12.4	-0.5	NO		NO	bb
2	2 170710M3_3	Standard	12.500	3.52	1720.000	3856.194	5.575	12.7	2.0	NO		NO	bb
3	3 170710M3_4	Standard	12.500	3.52	1350.057	3265.055	5.169	11.8	-5.4	NO		NO	bb
4	4 170710M3_5	Standard	12.500	3.52	1600.253	3796.757	5.268	12.0	-3.6	NO		NO	bb
5	5 170710M3_6	Standard	12.500	3.52	1665.698	3472.170	5.997	13.7	9.7	NO		NO	bb
6	6 170710M3_7	Standard	12.500	3.51	1486.850	3371.803	5.512	12.6	0.8	NO		NO	bb
7	7 170710M3_8	Standard	12.500	3.51	1511.473	3354.416	5.632	12.9	3.0	NO		NO	bb
8	8 170710M3_9	Standard	12.500	3.52	1590.326	3869.111	5.138	11.7	-6.0	NO		NO	bb

Dataset: U:\Q4.PRO\results\170710M3\170710M3-CRV.qld

Last Altered: Tuesday, July 11, 2017 08:36:22 Pacific Daylight Time

Printed: Tuesday, July 11, 2017 08:39:03 Pacific Daylight Time

Compound name: 13C2-PFOA

Response Factor: 1.29206

RRF SD: 0.0648147, Relative SD: 5.01639

Response type: Internal Std (Ref 33), Area * (IS Conc. / IS Area)

Curve type: RF

#	Name	Type	Std. Conc	RT	Area	IS Area	Response	Conc.	%Dev	Conc. Flag	CoD	CoD Flag	x=excluded
1	1 170710M3_2	Standard	12.500	3.65	24338.092	17959.266	16.940	13.1	4.9	NO		NO	bb
2	2 170710M3_3	Standard	12.500	3.65	25154.738	19184.902	16.390	12.7	1.5	NO		NO	bb
3	3 170710M3_4	Standard	12.500	3.65	22319.385	18247.898	15.289	11.8	-5.3	NO		NO	bb
4	4 170710M3_5	Standard	12.500	3.65	25531.586	20935.916	15.244	11.8	-5.6	NO		NO	bb
5	5 170710M3_6	Standard	12.500	3.64	27012.830	21746.758	15.527	12.0	-3.9	NO		NO	bb
6	6 170710M3_7	Standard	12.500	3.65	27058.725	19624.896	17.235	13.3	6.7	NO		NO	bb
7	7 170710M3_8	Standard	12.500	3.65	26424.334	21065.352	15.680	12.1	-2.9	NO		NO	bb
8	8 170710M3_9	Standard	12.500	3.65	27780.598	20545.762	16.902	13.1	4.6	NO		NO	bb

Compound name: 13C5-PFNA

Response Factor: 0.980095

RRF SD: 0.0617584, Relative SD: 6.30126

Response type: Internal Std (Ref 34), Area * (IS Conc. / IS Area)

Curve type: RF

#	Name	Type	Std. Conc	RT	Area	IS Area	Response	Conc.	%Dev	Conc. Flag	CoD	CoD Flag	x=excluded
1	1 170710M3_2	Standard	12.500	3.83	23133.879	24826.572	11.648	11.9	-4.9	NO		NO	bb
2	2 170710M3_3	Standard	12.500	3.82	25510.555	25407.900	12.551	12.8	2.4	NO		NO	bb
3	3 170710M3_4	Standard	12.500	3.82	25152.525	26987.840	11.650	11.9	-4.9	NO		NO	bb
4	4 170710M3_5	Standard	12.500	3.82	27896.482	30615.023	11.390	11.6	-7.0	NO		NO	bb
5	5 170710M3_6	Standard	12.500	3.82	27575.711	27704.439	12.442	12.7	1.6	NO		NO	bb
6	6 170710M3_7	Standard	12.500	3.82	30707.572	28246.664	13.589	13.9	10.9	NO		NO	bb
7	7 170710M3_8	Standard	12.500	3.82	26401.301	25411.732	12.987	13.3	6.0	NO		NO	bb
8	8 170710M3_9	Standard	12.500	3.82	28967.555	30807.039	11.754	12.0	-4.1	NO		NO	bb

Dataset: U:\Q4.PRO\results\170710M3\170710M3-CRV.qld

Last Altered: Tuesday, July 11, 2017 08:36:22 Pacific Daylight Time
 Printed: Tuesday, July 11, 2017 08:39:03 Pacific Daylight Time

Compound name: 13C8-PFOS

Response Factor: 1.09812

RRF SD: 0.106578, Relative SD: 9.7055

Response type: Internal Std (Ref 35), Area * (IS Conc. / IS Area)

Curve type: RF

#	Name	Type	Std. Conc	RT	Area	IS Area	Response	Conc.	%Dev	Conc. Flag	CoD	CoD Flag	x=excluded
1	1 170710M3_2	Standard	12.500	3.88	5370.698	4072.196	16.486	15.0	20.1	NO		NO	bb
2	2 170710M3_3	Standard	12.500	3.88	5419.104	5130.696	13.203	12.0	-3.8	NO		NO	bb
3	3 170710M3_4	Standard	12.500	3.87	5346.955	4837.479	13.816	12.6	0.7	NO		NO	bb
4	4 170710M3_5	Standard	12.500	3.88	5508.184	5669.458	12.144	11.1	-11.5	NO		NO	bb
5	5 170710M3_6	Standard	12.500	3.87	5282.377	5068.695	13.027	11.9	-5.1	NO		NO	bb
6	6 170710M3_7	Standard	12.500	3.88	5677.549	5023.010	14.129	12.9	2.9	NO		NO	bb
7	7 170710M3_8	Standard	12.500	3.87	5678.869	4963.667	14.301	13.0	4.2	NO		NO	bb
8	8 170710M3_9	Standard	12.500	3.88	5421.565	5333.926	12.705	11.6	-7.4	NO		NO	bd

Compound name: 13C2-PFDA

Response Factor: 0.927939

RRF SD: 0.0650889, Relative SD: 7.01435

Response type: Internal Std (Ref 36), Area * (IS Conc. / IS Area)

Curve type: RF

#	Name	Type	Std. Conc	RT	Area	IS Area	Response	Conc.	%Dev	Conc. Flag	CoD	CoD Flag	x=excluded
1	1 170710M3_2	Standard	12.500	3.99	28930.936	30066.424	12.028	13.0	3.7	NO		NO	bb
2	2 170710M3_3	Standard	12.500	3.99	29747.686	34644.785	10.733	11.6	-7.5	NO		NO	bb
3	3 170710M3_4	Standard	12.500	3.99	31897.771	35483.492	11.237	12.1	-3.1	NO		NO	bb
4	4 170710M3_5	Standard	12.500	3.99	31493.791	33241.297	11.843	12.8	2.1	NO		NO	bb
5	5 170710M3_6	Standard	12.500	4.00	29596.766	34417.320	10.749	11.6	-7.3	NO		NO	bb
6	6 170710M3_7	Standard	12.500	3.99	33043.109	37874.355	10.906	11.8	-6.0	NO		NO	bb
7	7 170710M3_8	Standard	12.500	3.99	30631.795	30816.412	12.425	13.4	7.1	NO		NO	bb
8	8 170710M3_9	Standard	12.500	3.99	31463.066	30550.707	12.873	13.9	11.0	NO		NO	bb

Dataset: U:\Q4.PRO\results\170710M3\170710M3-CRV.qld

Last Altered: Tuesday, July 11, 2017 08:36:22 Pacific Daylight Time

Printed: Tuesday, July 11, 2017 08:39:03 Pacific Daylight Time

Compound name: 13C2-PFUnA

Response Factor: 1.08252

RRF SD: 0.0785153, Relative SD: 7.25299

Response type: Internal Std (Ref 37), Area * (IS Conc. / IS Area)

Curve type: RF

#	Name	Type	Std. Conc	RT	Area	IS Area	Response	Conc.	%Dev	Conc. Flag	CoD	CoD Flag	x=excluded
1	1 170710M3_2	Standard	12.500	4.15	28511.633	29392.709	12.125	11.2	-10.4	NO		NO	bb
2	2 170710M3_3	Standard	12.500	4.15	35214.363	33292.914	13.221	12.2	-2.3	NO		NO	db
3	3 170710M3_4	Standard	12.500	4.15	29618.668	25046.889	14.782	13.7	9.2	NO		NO	bb
4	4 170710M3_5	Standard	12.500	4.15	32452.291	31311.639	12.955	12.0	-4.3	NO		NO	bb
5	5 170710M3_6	Standard	12.500	4.15	32879.375	32131.605	12.791	11.8	-5.5	NO		NO	bb
6	6 170710M3_7	Standard	12.500	4.15	39593.965	33095.688	14.954	13.8	10.5	NO		NO	bb
7	7 170710M3_8	Standard	12.500	4.15	34542.293	32101.432	13.450	12.4	-0.6	NO		NO	bb
8	8 170710M3_9	Standard	12.500	4.15	33371.344	29853.807	13.973	12.9	3.3	NO		NO	bb

Compound name: d3-N-MeFOSAA

Response Factor: 0.224351

RRF SD: 0.0203519, Relative SD: 9.07147

Response type: Internal Std (Ref 37), Area * (IS Conc. / IS Area)

Curve type: RF

#	Name	Type	Std. Conc	RT	Area	IS Area	Response	Conc.	%Dev	Conc. Flag	CoD	CoD Flag	x=excluded
1	1 170710M3_2	Standard	12.500	4.02	7235.550	29392.709	3.077	13.7	9.7	NO		NO	bb
2	2 170710M3_3	Standard	12.500	4.02	7333.048	33292.914	2.753	12.3	-1.8	NO		NO	bb
3	3 170710M3_4	Standard	12.500	4.02	6481.465	25046.889	3.235	14.4	15.3	NO		NO	bb
4	4 170710M3_5	Standard	12.500	4.02	6639.098	31311.639	2.650	11.8	-5.5	NO		NO	bb
5	5 170710M3_6	Standard	12.500	4.02	6875.079	32131.605	2.675	11.9	-4.6	NO		NO	bb
6	6 170710M3_7	Standard	12.500	4.02	7052.758	33095.688	2.664	11.9	-5.0	NO		NO	bb
7	7 170710M3_8	Standard	12.500	4.02	6322.343	32101.432	2.462	11.0	-12.2	NO		NO	bb
8	8 170710M3_9	Standard	12.500	4.02	6972.632	29853.807	2.919	13.0	4.1	NO		NO	bb

Vista Analytical Laboratory

Dataset: U:\Q4.PRO\results\170710M3\170710M3-CRV.qld

Last Altered: Tuesday, July 11, 2017 08:36:22 Pacific Daylight Time

Printed: Tuesday, July 11, 2017 08:39:03 Pacific Daylight Time

Compound name: d5-N-EtFOSAA

Response Factor: 0.22983

RRF SD: 0.0205291, Relative SD: 8.9323

Response type: Internal Std (Ref 37), Area * (IS Conc. / IS Area)

Curve type: RF

#	Name	Type	Std. Conc.	RT	Area	IS Area	Response	Conc.	%Dev	Conc. Flag	CoD	CoD Flag	x=excluded
1	1 170710M3_2	Standard	12.500	4.09	7680.203	29392.709	3.266	14.2	13.7	NO		NO	bb
2	2 170710M3_3	Standard	12.500	4.09	7756.188	33292.914	2.912	12.7	1.4	NO		NO	bb
3	3 170710M3_4	Standard	12.500	4.09	6483.096	25046.889	3.235	14.1	12.6	NO		NO	bb
4	4 170710M3_5	Standard	12.500	4.09	6911.000	31311.639	2.759	12.0	-4.0	NO		NO	bb
5	5 170710M3_6	Standard	12.500	4.09	7309.417	32131.605	2.844	12.4	-1.0	NO		NO	bb
6	6 170710M3_7	Standard	12.500	4.09	6897.159	33095.688	2.605	11.3	-9.3	NO		NO	bb
7	7 170710M3_8	Standard	12.500	4.09	7098.953	32101.432	2.764	12.0	-3.8	NO		NO	bb
8	8 170710M3_9	Standard	12.500	4.09	6203.575	29853.807	2.597	11.3	-9.6	NO		NO	bb

Compound name: 13C2-PFDoA

Response Factor: 0.129878

RRF SD: 0.0137216, Relative SD: 10.565

Response type: Internal Std (Ref 37), Area * (IS Conc. / IS Area)

Curve type: RF

#	Name	Type	Std. Conc.	RT	Area	IS Area	Response	Conc.	%Dev	Conc. Flag	CoD	CoD Flag	x=excluded
1	1 170710M3_2	Standard	12.500	4.31	4029.594	29392.709	1.714	13.2	5.6	NO		NO	bb
2	2 170710M3_3	Standard	12.500	4.31	4364.951	33292.914	1.639	12.6	0.9	NO		NO	bb
3	3 170710M3_4	Standard	12.500	4.30	3671.525	25046.889	1.832	14.1	12.9	NO		NO	bb
4	4 170710M3_5	Standard	12.500	4.31	3407.532	31311.639	1.360	10.5	-16.2	NO		NO	bb
5	5 170710M3_6	Standard	12.500	4.30	4397.531	32131.605	1.711	13.2	5.4	NO		NO	bb
6	6 170710M3_7	Standard	12.500	4.31	4609.228	33095.688	1.741	13.4	7.2	NO		NO	bb
7	7 170710M3_8	Standard	12.500	4.30	3523.270	32101.432	1.372	10.6	-15.5	NO		NO	bb
8	8 170710M3_9	Standard	12.500	4.31	3866.813	29853.807	1.619	12.5	-0.3	NO		NO	bb

Dataset: U:\Q4.PRO\results\170710M3\170710M3-CRV.qld

Last Altered: Tuesday, July 11, 2017 08:36:22 Pacific Daylight Time

Printed: Tuesday, July 11, 2017 08:39:03 Pacific Daylight Time

Compound name: 13C2-PFTeDA

Response Factor: 1.01816

RRF SD: 0.0659527, Relative SD: 6.47762

Response type: Internal Std (Ref 37), Area * (IS Conc. / IS Area)

Curve type: RF

	# Name	Type	Std. Conc	RT	Area	IS Area	Response	Conc.	%Dev	Conc. Flag	CoD	CoD Flag	x=excluded
1	1 170710M3_2	Standard	12.500	4.65	33198.340	29392.709	14.118	13.9	10.9	NO		NO	bb
2	2 170710M3_3	Standard	12.500	4.65	32091.508	33292.914	12.049	11.8	-5.3	NO		NO	bb
3	3 170710M3_4	Standard	12.500	4.64	26986.623	25046.889	13.468	13.2	5.8	NO		NO	bb
4	4 170710M3_5	Standard	12.500	4.65	32219.420	31311.639	12.862	12.6	1.1	NO		NO	bb
5	5 170710M3_6	Standard	12.500	4.65	31939.072	32131.605	12.425	12.2	-2.4	NO		NO	bb
6	6 170710M3_7	Standard	12.500	4.65	32979.863	33095.688	12.456	12.2	-2.1	NO		NO	bb
7	7 170710M3_8	Standard	12.500	4.64	29463.150	32101.432	11.473	11.3	-9.9	NO		NO	bb
8	8 170710M3_9	Standard	12.500	4.65	30963.135	29853.807	12.964	12.7	1.9	NO		NO	bb

Compound name: 13C4-PFBA

Response Factor: 1

RRF SD: 0, Relative SD: 0

Response type: Internal Std (Ref 30), Area * (IS Conc. / IS Area)

Curve type: RF

	# Name	Type	Std. Conc	RT	Area	IS Area	Response	Conc.	%Dev	Conc. Flag	CoD	CoD Flag	x=excluded
1	1 170710M3_2	Standard	12.500	1.53	8045.280	8045.280	12.500	12.5	0.0	NO		NO	bb
2	2 170710M3_3	Standard	12.500	1.53	8103.498	8103.498	12.500	12.5	0.0	NO		NO	bb
3	3 170710M3_4	Standard	12.500	1.52	7483.426	7483.426	12.500	12.5	0.0	NO		NO	bb
4	4 170710M3_5	Standard	12.500	1.53	8401.936	8401.936	12.500	12.5	0.0	NO		NO	bb
5	5 170710M3_6	Standard	12.500	1.53	8412.924	8412.924	12.500	12.5	0.0	NO		NO	bb
6	6 170710M3_7	Standard	12.500	1.52	8228.657	8228.657	12.500	12.5	0.0	NO		NO	bb
7	7 170710M3_8	Standard	12.500	1.53	8207.246	8207.246	12.500	12.5	0.0	NO		NO	bb
8	8 170710M3_9	Standard	12.500	1.53	8634.025	8634.025	12.500	12.5	0.0	NO		NO	bb

Dataset: U:\Q4.PRO\results\170710M3\170710M3-CRV.qld

Last Altered: Tuesday, July 11, 2017 08:36:22 Pacific Daylight Time

Printed: Tuesday, July 11, 2017 08:39:03 Pacific Daylight Time

Compound name: 13C5-PFHxA

Response Factor: 1

RRF SD: 0, Relative SD: 0

Response type: Internal Std (Ref 31), Area * (IS Conc. / IS Area)

Curve type: RF

#	Name	Type	Std. Conc	RT	Area	IS Area	Response	Conc.	%Dev	Conc. Flag	CoD	CoD Flag	x=excluded
1	1 170710M3_2	Standard	5.000	3.19	21818.400	21818.400	5.000	5.0	0.0	NO		NO	bb
2	2 170710M3_3	Standard	5.000	3.19	21557.213	21557.213	5.000	5.0	0.0	NO		NO	bb
3	3 170710M3_4	Standard	5.000	3.18	19500.141	19500.141	5.000	5.0	0.0	NO		NO	bb
4	4 170710M3_5	Standard	5.000	3.19	20840.465	20840.465	5.000	5.0	0.0	NO		NO	bb
5	5 170710M3_6	Standard	5.000	3.18	22435.646	22435.646	5.000	5.0	0.0	NO		NO	bb
6	6 170710M3_7	Standard	5.000	3.19	21282.260	21282.260	5.000	5.0	0.0	NO		NO	bb
7	7 170710M3_8	Standard	5.000	3.19	20826.820	20826.820	5.000	5.0	0.0	NO		NO	bb
8	8 170710M3_9	Standard	5.000	3.18	21826.197	21826.197	5.000	5.0	0.0	NO		NO	bb

Compound name: 13C3-PFHxS

Response Factor: 1

RRF SD: 1.11022e-016, Relative SD: 1.11022e-014

Response type: Internal Std (Ref 32), Area * (IS Conc. / IS Area)

Curve type: RF

#	Name	Type	Std. Conc	RT	Area	IS Area	Response	Conc.	%Dev	Conc. Flag	CoD	CoD Flag	x=excluded
1	1 170710M3_2	Standard	12.500	3.52	3795.795	3795.795	12.500	12.5	0.0	NO		NO	bb
2	2 170710M3_3	Standard	12.500	3.52	3856.194	3856.194	12.500	12.5	0.0	NO		NO	bb
3	3 170710M3_4	Standard	12.500	3.51	3265.055	3265.055	12.500	12.5	0.0	NO		NO	bb
4	4 170710M3_5	Standard	12.500	3.52	3796.757	3796.757	12.500	12.5	0.0	NO		NO	bb
5	5 170710M3_6	Standard	12.500	3.51	3472.170	3472.170	12.500	12.5	0.0	NO		NO	bb
6	6 170710M3_7	Standard	12.500	3.52	3371.803	3371.803	12.500	12.5	0.0	NO		NO	bb
7	7 170710M3_8	Standard	12.500	3.52	3354.416	3354.416	12.500	12.5	0.0	NO		NO	bb
8	8 170710M3_9	Standard	12.500	3.52	3869.111	3869.111	12.500	12.5	0.0	NO		NO	bb

Dataset: U:\Q4.PRO\results\170710M3\170710M3-CRV.qld

Last Altered: Tuesday, July 11, 2017 08:36:22 Pacific Daylight Time

Printed: Tuesday, July 11, 2017 08:39:03 Pacific Daylight Time

Compound name: 13C8-PFOA

Response Factor: 1

RRF SD: 4.19625e-017, Relative SD: 4.19625e-015

Response type: Internal Std (Ref 33), Area * (IS Conc. / IS Area)

Curve type: RF

#	Name	Type	Std. Conc	RT	Area	IS Area	Response	Conc.	%Dev	Conc. Flag	CoD	CoD Flag	x=excluded
1	1 170710M3_2	Standard	12.500	3.65	17959.266	17959.266	12.500	12.5	0.0	NO		NO	bb
2	2 170710M3_3	Standard	12.500	3.65	19184.902	19184.902	12.500	12.5	0.0	NO		NO	bb
3	3 170710M3_4	Standard	12.500	3.64	18247.898	18247.898	12.500	12.5	0.0	NO		NO	bb
4	4 170710M3_5	Standard	12.500	3.65	20935.916	20935.916	12.500	12.5	0.0	NO		NO	bb
5	5 170710M3_6	Standard	12.500	3.64	21746.758	21746.758	12.500	12.5	0.0	NO		NO	bb
6	6 170710M3_7	Standard	12.500	3.65	19624.896	19624.896	12.500	12.5	0.0	NO		NO	bb
7	7 170710M3_8	Standard	12.500	3.65	21065.352	21065.352	12.500	12.5	0.0	NO		NO	bb
8	8 170710M3_9	Standard	12.500	3.65	20545.762	20545.762	12.500	12.5	0.0	NO		NO	bb

Compound name: 13C9-PFNA

Response Factor: 1

RRF SD: 1.25887e-016, Relative SD: 1.25887e-014

Response type: Internal Std (Ref 34), Area * (IS Conc. / IS Area)

Curve type: RF

#	Name	Type	Std. Conc	RT	Area	IS Area	Response	Conc.	%Dev	Conc. Flag	CoD	CoD Flag	x=excluded
1	1 170710M3_2	Standard	12.500	3.82	24826.572	24826.572	12.500	12.5	0.0	NO		NO	bb
2	2 170710M3_3	Standard	12.500	3.82	25407.900	25407.900	12.500	12.5	0.0	NO		NO	bb
3	3 170710M3_4	Standard	12.500	3.82	26987.840	26987.840	12.500	12.5	0.0	NO		NO	bb
4	4 170710M3_5	Standard	12.500	3.82	30615.023	30615.023	12.500	12.5	0.0	NO		NO	bb
5	5 170710M3_6	Standard	12.500	3.82	27704.439	27704.439	12.500	12.5	0.0	NO		NO	bb
6	6 170710M3_7	Standard	12.500	3.82	28246.664	28246.664	12.500	12.5	0.0	NO		NO	bb
7	7 170710M3_8	Standard	12.500	3.82	25411.732	25411.732	12.500	12.5	0.0	NO		NO	bb
8	8 170710M3_9	Standard	12.500	3.82	30807.039	30807.039	12.500	12.5	0.0	NO		NO	bb

Dataset: U:\Q4.PRO\results\170710M3\170710M3-CRV.qld

Last Altered: Tuesday, July 11, 2017 08:36:22 Pacific Daylight Time

Printed: Tuesday, July 11, 2017 08:39:03 Pacific Daylight Time

Compound name: 13C4-PFOS

Response Factor: 1

RRF SD: 8.3925e-017, Relative SD: 8.3925e-015

Response type: Internal Std (Ref 35), Area * (IS Conc. / IS Area)

Curve type: RF

#	Name	Type	Std. Conc	RT	Area	IS Area	Response	Conc.	%Dev	Conc. Flag	CoD	CoD Flag	x=excluded
1	1 170710M3_2	Standard	12.500	3.88	4072.196	4072.196	12.500	12.5	0.0	NO		NO	bb
2	2 170710M3_3	Standard	12.500	3.88	5130.696	5130.696	12.500	12.5	0.0	NO		NO	bb
3	3 170710M3_4	Standard	12.500	3.87	4837.479	4837.479	12.500	12.5	0.0	NO		NO	bb
4	4 170710M3_5	Standard	12.500	3.87	5669.458	5669.458	12.500	12.5	0.0	NO		NO	bb
5	5 170710M3_6	Standard	12.500	3.88	5068.695	5068.695	12.500	12.5	0.0	NO		NO	bb
6	6 170710M3_7	Standard	12.500	3.87	5023.010	5023.010	12.500	12.5	0.0	NO		NO	bb
7	7 170710M3_8	Standard	12.500	3.87	4963.667	4963.667	12.500	12.5	0.0	NO		NO	bb
8	8 170710M3_9	Standard	12.500	3.88	5333.926	5333.926	12.500	12.5	0.0	NO		NO	bb

Compound name: 13C6-PFDA

Response Factor: 1

RRF SD: 5.93439e-017, Relative SD: 5.93439e-015

Response type: Internal Std (Ref 36), Area * (IS Conc. / IS Area)

Curve type: RF

#	Name	Type	Std. Conc	RT	Area	IS Area	Response	Conc.	%Dev	Conc. Flag	CoD	CoD Flag	x=excluded
1	1 170710M3_2	Standard	12.500	3.99	30066.424	30066.424	12.500	12.5	0.0	NO		NO	bb
2	2 170710M3_3	Standard	12.500	3.99	34644.785	34644.785	12.500	12.5	0.0	NO		NO	bb
3	3 170710M3_4	Standard	12.500	3.99	35483.492	35483.492	12.500	12.5	0.0	NO		NO	bb
4	4 170710M3_5	Standard	12.500	3.99	33241.297	33241.297	12.500	12.5	0.0	NO		NO	bb
5	5 170710M3_6	Standard	12.500	3.99	34417.320	34417.320	12.500	12.5	0.0	NO		NO	bb
6	6 170710M3_7	Standard	12.500	4.00	37874.355	37874.355	12.500	12.5	0.0	NO		NO	bb
7	7 170710M3_8	Standard	12.500	3.99	30816.412	30816.412	12.500	12.5	0.0	NO		NO	bb
8	8 170710M3_9	Standard	12.500	3.99	30550.707	30550.707	12.500	12.5	0.0	NO		NO	bb

Dataset: U:\Q4.PRO\results\170710M3\170710M3-CRV.qld

Last Altered: Tuesday, July 11, 2017 08:36:22 Pacific Daylight Time

Printed: Tuesday, July 11, 2017 08:39:03 Pacific Daylight Time

Compound name: 13C7-PFUnA

Response Factor: 1

RRF SD: 1.18688e-016, Relative SD: 1.18688e-014

Response type: Internal Std (Ref 37), Area * (IS Conc. / IS Area)

Curve type: RF

#	Name	Type	Std. Conc	RT	Area	IS Area	Response	Conc.	%Dev	Conc. Flag	CoD	CoD Flag	x=excluded
1	1 170710M3_2	Standard	12.500	4.15	29392.709	29392.709	12.500	12.5	0.0	NO		NO	bb
2	2 170710M3_3	Standard	12.500	4.15	33292.914	33292.914	12.500	12.5	0.0	NO		NO	bb
3	3 170710M3_4	Standard	12.500	4.15	25046.889	25046.889	12.500	12.5	0.0	NO		NO	bb
4	4 170710M3_5	Standard	12.500	4.15	31311.639	31311.639	12.500	12.5	0.0	NO		NO	bb
5	5 170710M3_6	Standard	12.500	4.15	32131.605	32131.605	12.500	12.5	0.0	NO		NO	bb
6	6 170710M3_7	Standard	12.500	4.15	33095.688	33095.688	12.500	12.5	0.0	NO		NO	bb
7	7 170710M3_8	Standard	12.500	4.15	32101.432	32101.432	12.500	12.5	0.0	NO		NO	bb
8	8 170710M3_9	Standard	12.500	4.15	29853.807	29853.807	12.500	12.5	0.0	NO		NO	bb

Vista Analytical Laboratory

Dataset: Untitled

Last Altered: Tuesday, July 11, 2017 08:48:12 Pacific Daylight Time

Printed: Tuesday, July 11, 2017 08:48:46 Pacific Daylight Time

Method: U:\Q4.PRO\MethDB\PFAS_L14-7-5-17.mdb 10 Jul 2017 08:06:14

Calibration: U:\Q4.PRO\CurveDB\C18_VAL-PFAS_Q4_7-10-17-L14.cdb 11 Jul 2017 08:36:22

Compound name: PFBS

	Name	ID	Acq Date	Acq Time
1	170710M3_1	IPA	10-Jul-17	16:24:39
2	170710M3_2	ST170710M3-1 PFC CS-2 17G1003	10-Jul-17	16:35:25
3	170710M3_3	ST170710M3-2 PFC CS-1 17G1004	10-Jul-17	16:46:13
4	170710M3_4	ST170710M3-3 PFC CS0 17G1005	10-Jul-17	16:56:56
5	170710M3_5	ST170710M3-4 PFC CS1 17G1006	10-Jul-17	17:07:35
6	170710M3_6	ST170710M3-5 PFC CS2 17G1007	10-Jul-17	17:18:21
7	170710M3_7	ST170710M3-6 PFC CS3 17G1008	10-Jul-17	17:28:59
8	170710M3_8	ST170710M3-7 PFC CS4 17G1009	10-Jul-17	17:39:46
9	170710M3_9	ST170710M3-8 PFC CS5 17G1010	10-Jul-17	17:50:33
10	170710M3_10	IPA	10-Jul-17	18:01:19
11	170710M3_11	SS170710M3-1 PFC SSS 17G1011	10-Jul-17	18:11:57
12	170710M3_12	IPA	10-Jul-17	18:22:44
13	170710M3_13	B7G0013-BS1 OPR 0.125	10-Jul-17	18:33:22
14	170710M3_14	B7G0020-BS1 OPR 0.25	10-Jul-17	18:44:08
15	170710M3_15	B7G0024-BS1 OPR 0.25	10-Jul-17	18:54:55
16	170710M3_16	B7G0024-BS2 OPR 0.25	10-Jul-17	19:06:07
17	170710M3_17	IPA	10-Jul-17	19:17:52
18	170710M3_18	B7G0013-BLK1 Method Blank 0.125	10-Jul-17	19:29:17
19	170710M3_19	B7G0020-BLK1 Method Blank 0.25	10-Jul-17	19:40:01
20	170710M3_20	B7G0024-BLK1 Method Blank 0.25	10-Jul-17	19:50:39
21	170710M3_21	1700757-01RE1 DPH-MW6 0.11883	10-Jul-17	20:01:26
22	170710M3_22	1700757-02RE1 DPH-B5 0.12231	10-Jul-17	20:12:04
23	170710M3_23	1700757-03RE1 DPH-105 0.11689	10-Jul-17	20:22:43
24	170710M3_24	1700767-01RE1 1 Main 0.24476	10-Jul-17	20:33:21
25	170710M3_25	1700767-02RE1 2 Keyser 0.2358	10-Jul-17	20:43:59
26	170710M3_26	1700767-03RE1 3 College 0.24414	10-Jul-17	20:54:46
27	170710M3_27	1700767-04RE1 4 College 0.24491	10-Jul-17	21:05:24
28	170710M3_28	1700767-05RE1 5 Sunrise 0.24353	10-Jul-17	21:16:02
29	170710M3_29	1700803-02 EB01 0.11989	10-Jul-17	21:26:41
30	170710M3_30	1700804-01 IRPSite7-GW-07GW41-2017062...	10-Jul-17	21:37:19
31	170710M3_31	1700804-02 IRPSite5-GW-05GW01-2017062...	10-Jul-17	21:48:06

Dataset: Untitled

Last Altered: Tuesday, July 11, 2017 08:48:12 Pacific Daylight Time
 Printed: Tuesday, July 11, 2017 08:48:46 Pacific Daylight Time

Compound name: PFBS

	Name	ID	Acq.Date	Acq.Time
32	170710M3_32	IPA	10-Jul-17	21:58:44
33	170710M3_33	ST170710M3-9 PFC CS3 17G1008	10-Jul-17	22:09:22
34	170710M3_34	IPA	10-Jul-17	22:20:01
35	170710M3_35	1700804-03 IRPSite5-GW-FD01-20170629 0...	10-Jul-17	22:31:27
36	170710M3_36	1700804-04 IRPSite33-GW-FRB01-20170629...	10-Jul-17	22:42:07
37	170710M3_37	1700804-05 IRPSite33-GW-11MW204D-2017...	10-Jul-17	22:52:45
38	170710M3_38	1700804-06 IRPSite33-GW-11MW204S-2017...	10-Jul-17	23:03:24
39	170710M3_39	1700804-07 Bldg 110-GW-11MW205D-20170...	10-Jul-17	23:14:02
40	170710M3_40	1700804-08 Bldg 110-GW-FRB01-20170629 0...	10-Jul-17	23:24:41
41	170710M3_41	1700804-09 Bldg 110-GW-11MW205S-20170...	10-Jul-17	23:35:19
42	170710M3_42	1700804-10 IRPSite7-GW-07GW102-201706...	10-Jul-17	23:45:57
43	170710M3_43	1700804-11 IRPSite5-GW-04GW82-2017062...	10-Jul-17	23:56:36
44	170710M3_44	1700751-01RE1 NH0100960_I 0.23355	11-Jul-17	00:07:41
45	170710M3_45	IPA	11-Jul-17	00:18:50
46	170710M3_46	ST170710M3-10 PFC CS3 17G1008	11-Jul-17	00:29:28
47	170710M3_47	IPA	11-Jul-17	00:40:16
48	170710M3_48	1700751-02RE1 NH0100960_E 0.24913	11-Jul-17	00:51:03
49	170710M3_49	1700751-03RE1 NH0100901_I 0.25207	11-Jul-17	01:01:51
50	170710M3_50	1700751-04RE1 NH0100901_E 0.24547	11-Jul-17	01:12:29
51	170710M3_51	1700751-05RE1 NH0100668_I 0.22393	11-Jul-17	01:23:08
52	170710M3_52	1700751-06RE1 NH0100668_E 0.24262	11-Jul-17	01:33:46
53	170710M3_53	1700751-07RE1 NH0101303_I 0.05246	11-Jul-17	01:44:33
54	170710M3_54	1700751-08RE1 NH0101303_E 0.24891	11-Jul-17	01:55:11
55	170710M3_55	1700751-09RE1 NH0101311_I 0.23975	11-Jul-17	02:06:00
56	170710M3_56	1700751-10RE1 NH0101311_E 0.25554	11-Jul-17	02:17:45
57	170710M3_57	1700752-01RE1 STP-MW-71-061917 0.11831	11-Jul-17	02:28:31
58	170710M3_58	IPA	11-Jul-17	02:39:10
59	170710M3_59	ST170710M3-11 PFC CS3 17G1008	11-Jul-17	02:49:48
60	170710M3_60	IPA	11-Jul-17	03:00:35
61	170710M3_61	1700752-02RE1 STP-MW-72-061917 0.02754	11-Jul-17	03:11:21
62	170710M3_62	1700752-03RE1 STP-MW-73-061917 0.11524	11-Jul-17	03:21:59
63	170710M3_63	1700752-04RE1 STP-MW-70-062017 0.11762	11-Jul-17	03:32:38
64	170710M3_64	1700752-05RE1 STP-MW-34-062017 0.11783	11-Jul-17	03:43:24
65	170710M3_65	1700752-06RE1 STP-EB3-061917 0.11814	11-Jul-17	03:54:11

Dataset: Untitled

Last Altered: Tuesday, July 11, 2017 08:48:12 Pacific Daylight Time

Printed: Tuesday, July 11, 2017 08:48:46 Pacific Daylight Time

Compound name: PFBS

	Name	ID	Acq Date	Acq Time
66	170710M3_66	1700752-07RE1 STP-EB4-062017 0.1185	11-Jul-17	04:04:49
67	170710M3_67	IPA	11-Jul-17	04:15:27
68	170710M3_68	ST170710M3-12 PFC CS3 17G1008	11-Jul-17	04:26:06
69	170710M3_69	IPA	11-Jul-17	04:36:48

Dataset: U:\Q4.PRO\results\170710M3\170710M3-CRV.qld

Last Altered: Tuesday, July 11, 2017 08:36:22 Pacific Daylight Time

Printed: Tuesday, July 11, 2017 08:38:33 Pacific Daylight Time

Method: U:\Q4.PRO\MethDB\PFAS_L14-7-5-17.mdb 10 Jul 2017 08:06:14

Calibration: U:\Q4.PRO\CurveDB\C18_VAL-PFAS_Q4_7-10-17-L14.cdb 11 Jul 2017 08:36:22

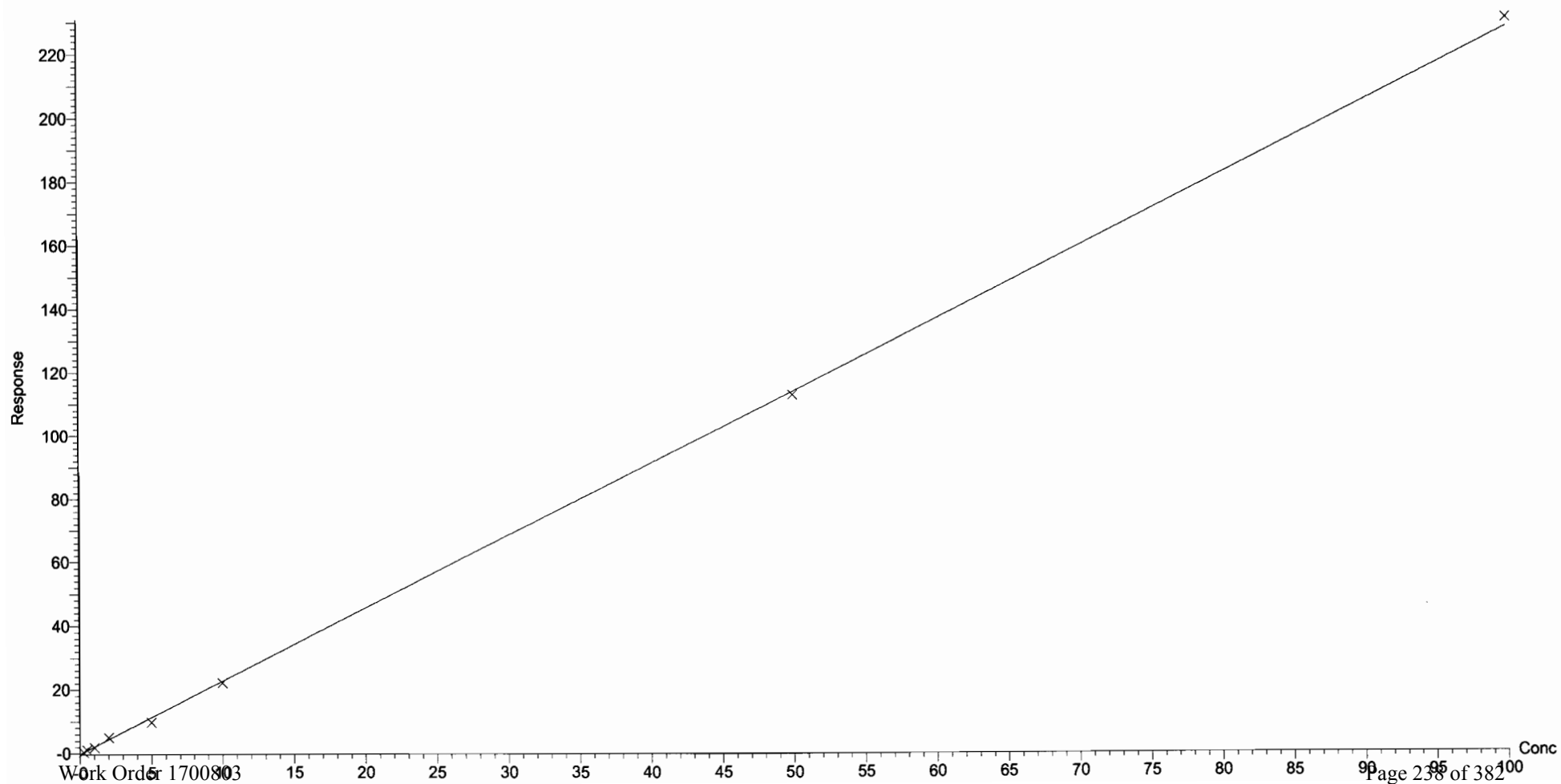
Compound name: PFBS

Correlation coefficient: $r = 0.999476$, $r^2 = 0.998952$

Calibration curve: $2.28219 * x + -0.143808$

Response type: Internal Std (Ref 17), Area * (IS Conc. / IS Area)

Curve type: Linear, Origin: Exclude, Weighting: 1/x, Axis trans: None



Dataset: U:\Q4.PRO\results\170710M3\170710M3-CRV.qld

Last Altered: Tuesday, July 11, 2017 08:36:22 Pacific Daylight Time

Printed: Tuesday, July 11, 2017 08:38:33 Pacific Daylight Time

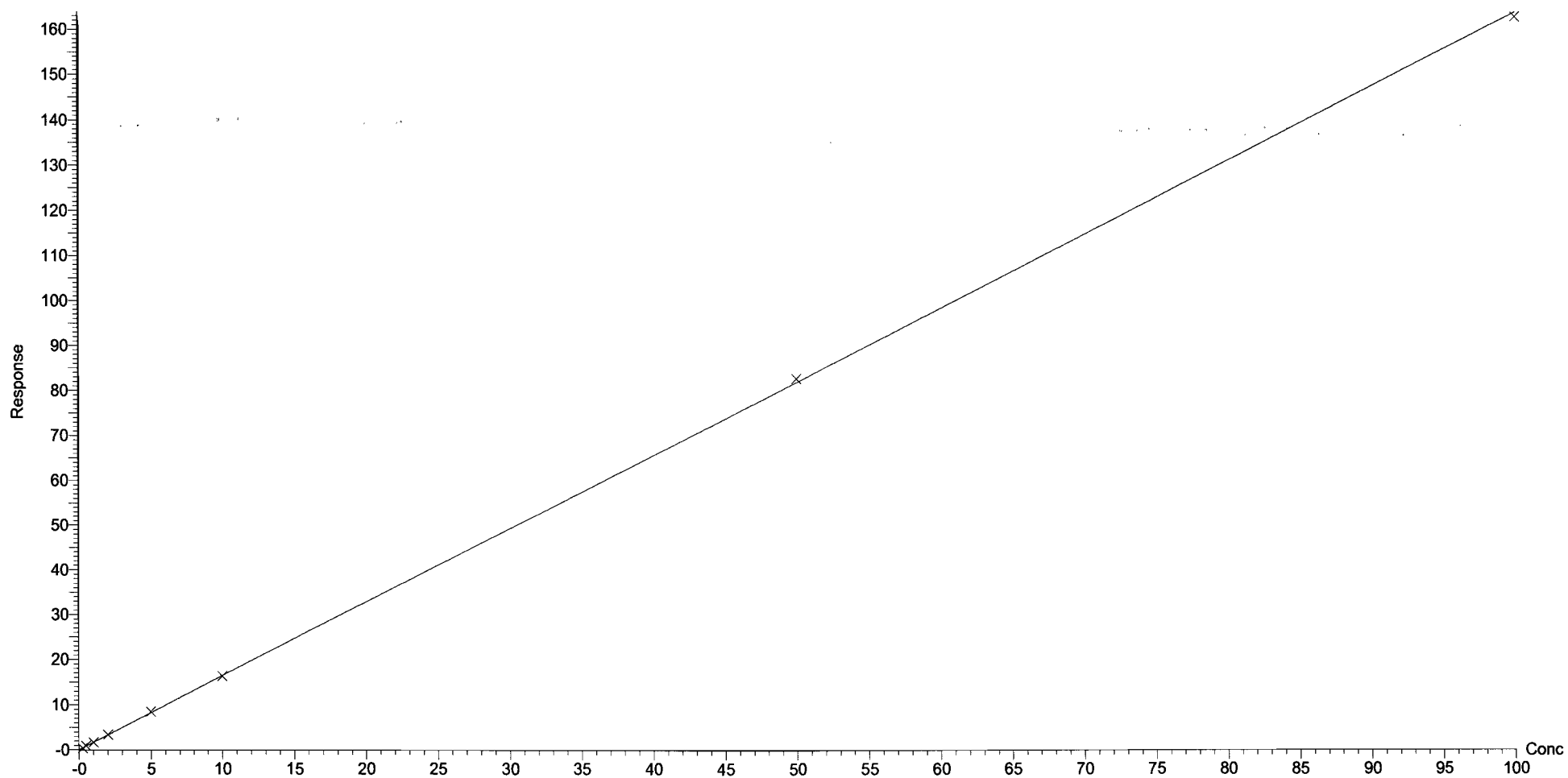
Compound name: PFHxA

Correlation coefficient: $r = 0.999913$, $r^2 = 0.999826$

Calibration curve: $1.63833 * x + 0.053424$

Response type: Internal Std (Ref 18), Area * (IS Conc. / IS Area)

Curve type: Linear, Origin: Exclude, Weighting: 1/x, Axis trans: None



Dataset: U:\Q4.PRO\results\170710M3\170710M3-CRV.qld

Last Altered: Tuesday, July 11, 2017 08:36:22 Pacific Daylight Time

Printed: Tuesday, July 11, 2017 08:38:33 Pacific Daylight Time

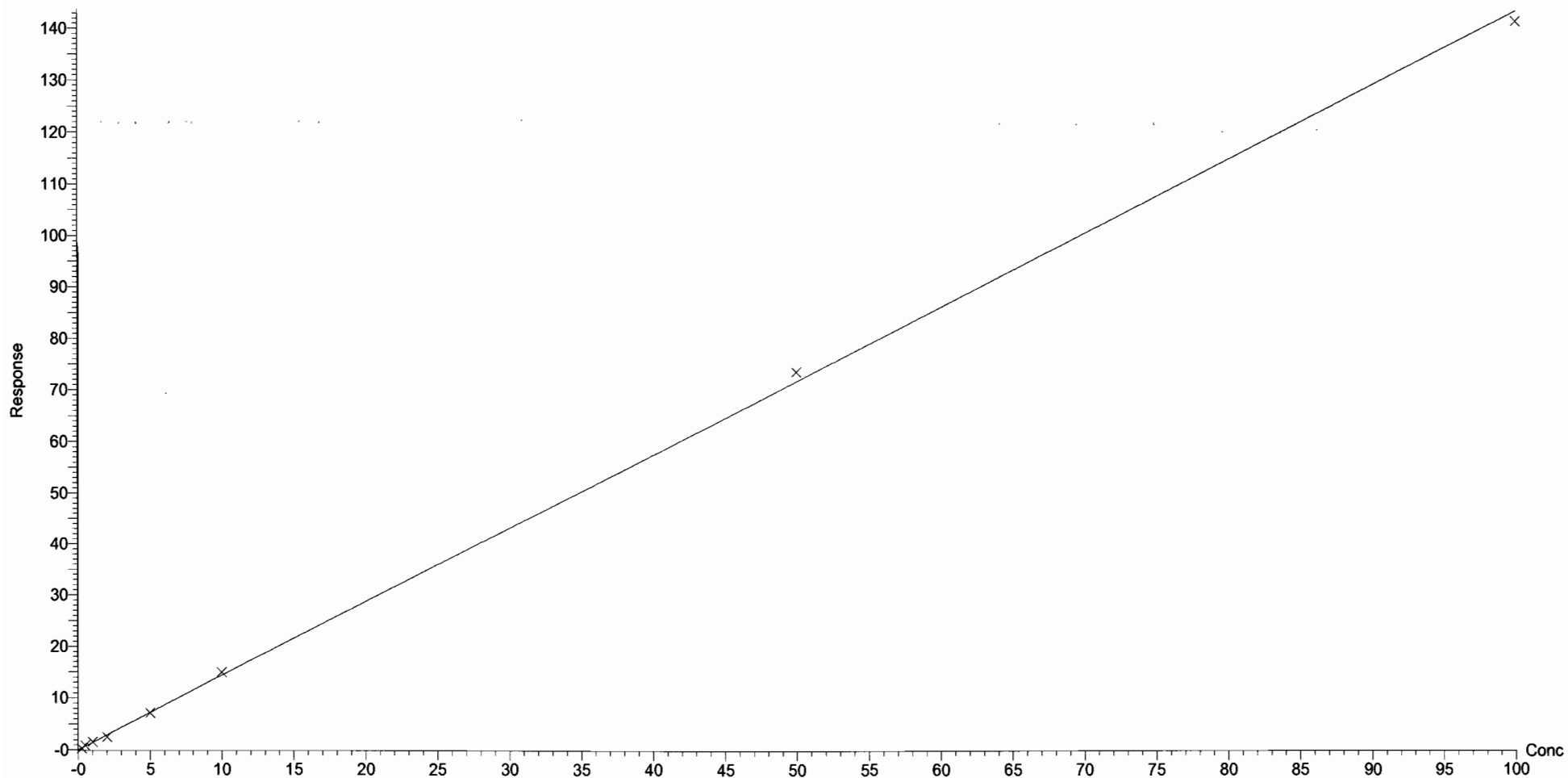
Compound name: PFHpA

Correlation coefficient: $r = 0.999627$, $r^2 = 0.999254$

Calibration curve: $1.43595 * x + 0.0332012$

Response type: Internal Std (Ref 19), Area * (IS Conc. / IS Area)

Curve type: Linear, Origin: Exclude, Weighting: 1/x, Axis trans: None



Dataset: U:\Q4.PRO\results\170710M3\170710M3-CRV.qld

Last Altered: Tuesday, July 11, 2017 08:36:22 Pacific Daylight Time

Printed: Tuesday, July 11, 2017 08:38:33 Pacific Daylight Time

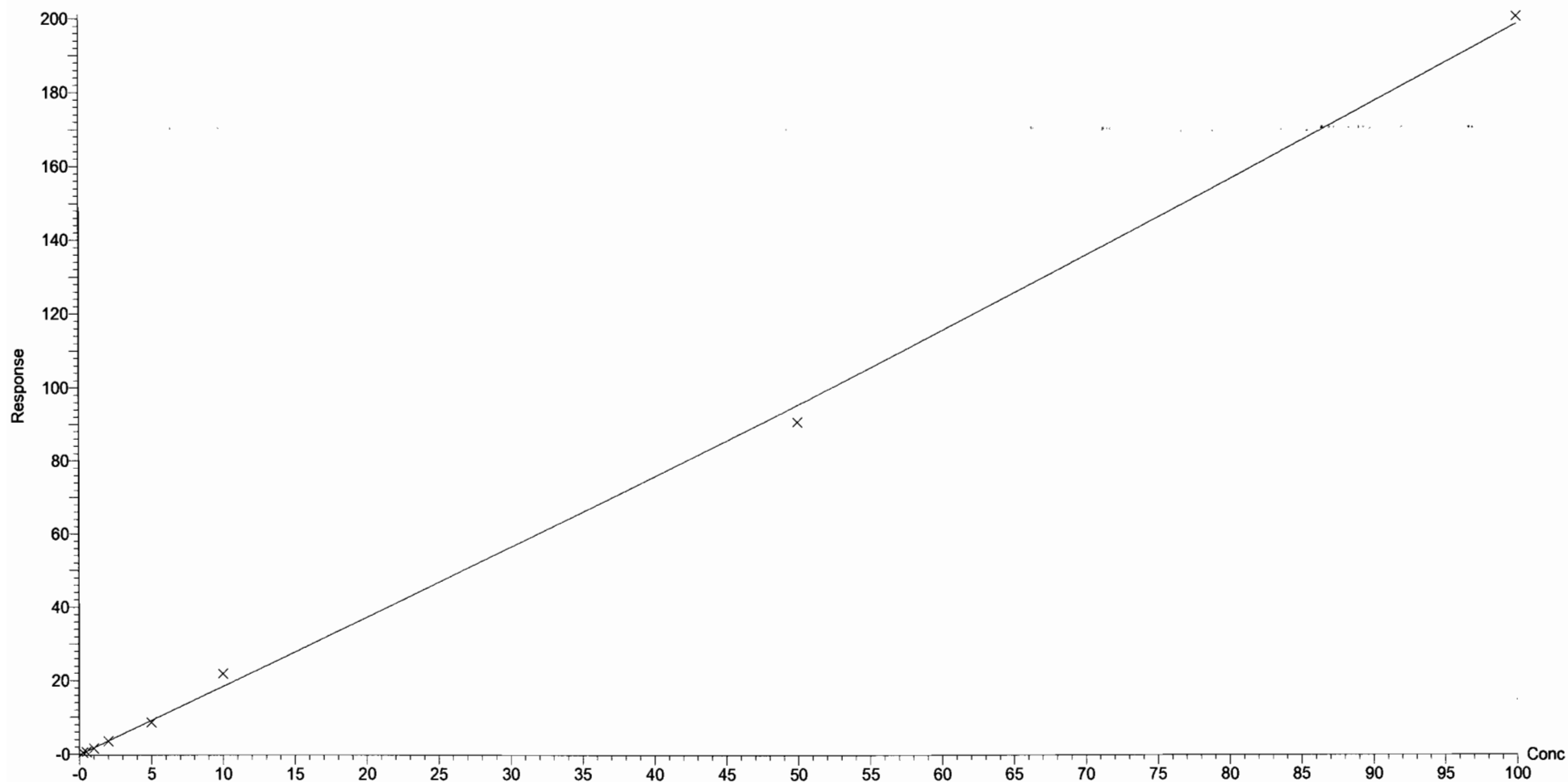
Compound name: PFHxS

Coefficient of Determination: $R^2 = 0.997055$

Calibration curve: $0.00158619 * x^2 + 1.83332 * x + -0.0924995$

Response type: Internal Std (Ref 20), Area * (IS Conc. / IS Area)

Curve type: 2nd Order, Origin: Exclude, Weighting: 1/x, Axis trans: None



Dataset: U:\Q4.PRO\results\170710M3\170710M3-CRV.qld

Last Altered: Tuesday, July 11, 2017 08:36:22 Pacific Daylight Time

Printed: Tuesday, July 11, 2017 08:38:33 Pacific Daylight Time

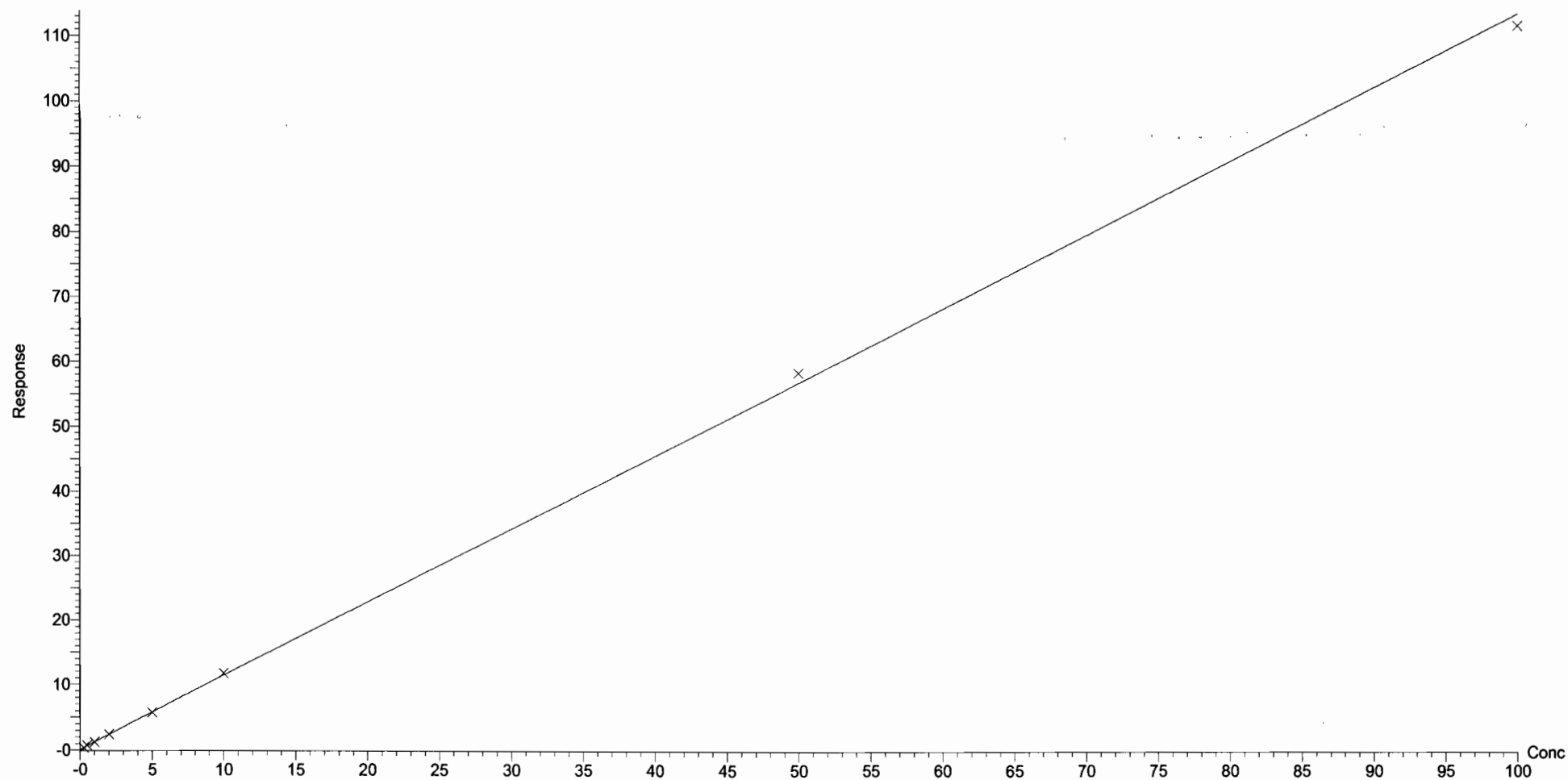
Compound name: PFOA

Correlation coefficient: $r = 0.999752$, $r^2 = 0.999504$

Calibration curve: $1.13698 * x + 0.117502$

Response type: Internal Std (Ref 21), Area * (IS Conc. / IS Area)

Curve type: Linear, Origin: Exclude, Weighting: 1/x, Axis trans: None



Dataset: U:\Q4.PRO\results\170710M3\170710M3-CRV.qld

Last Altered: Tuesday, July 11, 2017 08:36:22 Pacific Daylight Time

Printed: Tuesday, July 11, 2017 08:38:33 Pacific Daylight Time

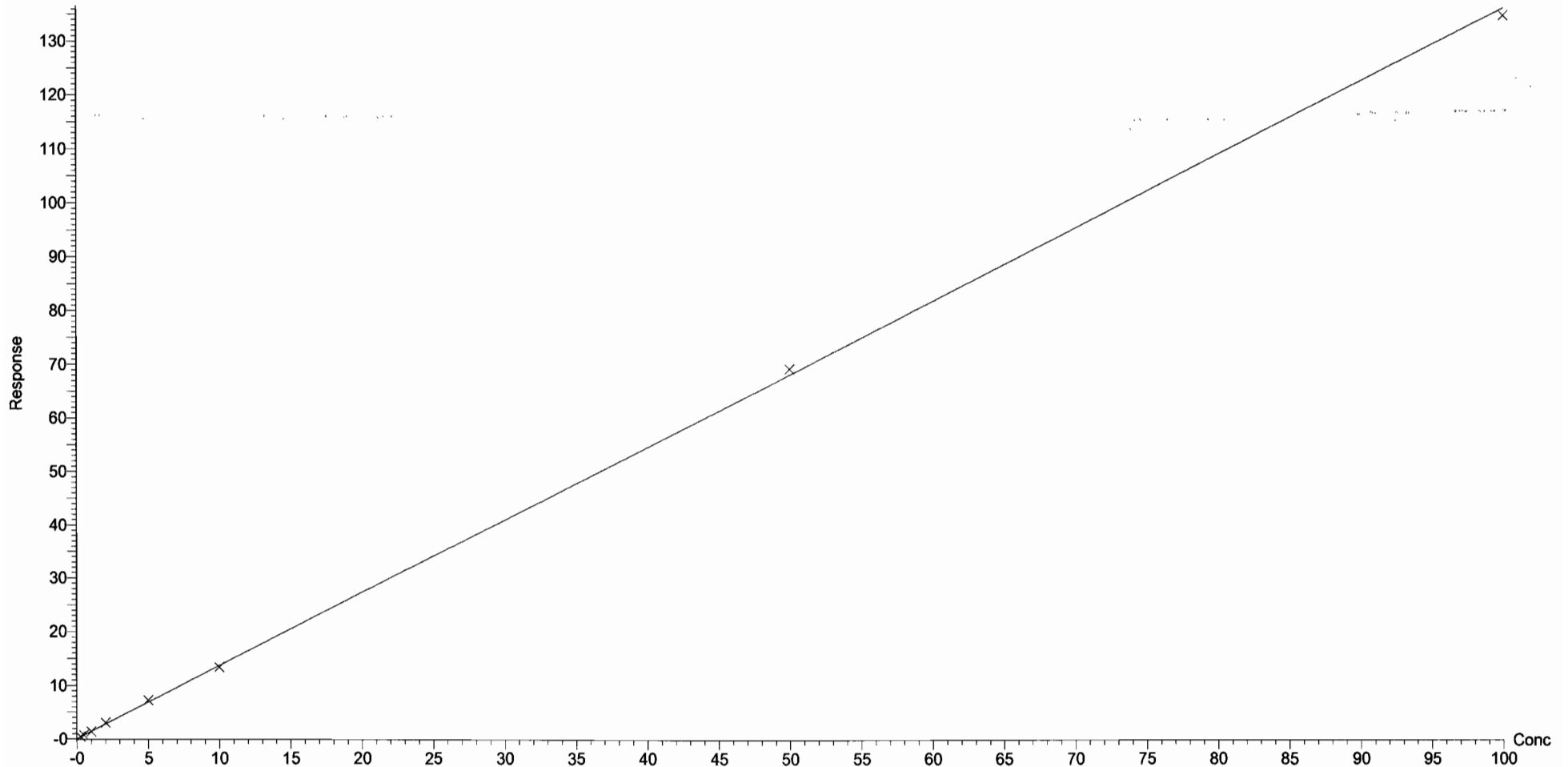
Compound name: PFNA

Correlation coefficient: $r = 0.999771$, $r^2 = 0.999542$

Calibration curve: $1.36517 * x + 0.0586296$

Response type: Internal Std (Ref 22), Area * (IS Conc. / IS Area)

Curve type: Linear, Origin: Include, Weighting: 1/x, Axis trans: None



Dataset: U:\Q4.PRO\results\170710M3\170710M3-CRV.qld

Last Altered: Tuesday, July 11, 2017 08:36:22 Pacific Daylight Time

Printed: Tuesday, July 11, 2017 08:38:33 Pacific Daylight Time

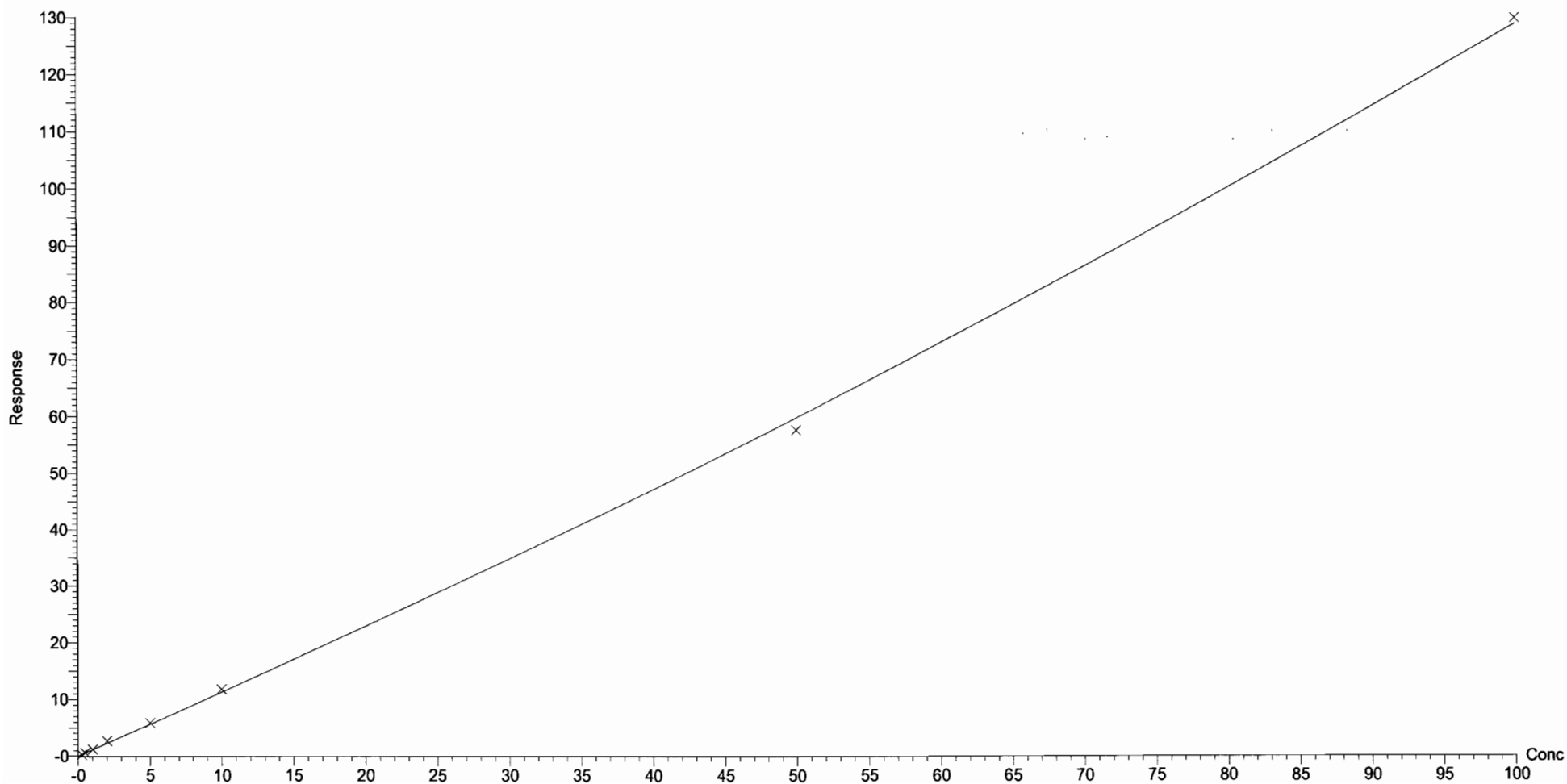
Compound name: PFOS

Coefficient of Determination: $R^2 = 0.999061$

Calibration curve: $0.00185446 * x^2 + 1.10476 * x + 0.0290336$

Response type: Internal Std (Ref 23), Area * (IS Conc. / IS Area)

Curve type: 2nd Order, Origin: Include, Weighting: 1/x, Axis trans: None



Dataset: U:\Q4.PRO\results\170710M3\170710M3-CRV.qld

Last Altered: Tuesday, July 11, 2017 08:36:22 Pacific Daylight Time

Printed: Tuesday, July 11, 2017 08:38:33 Pacific Daylight Time

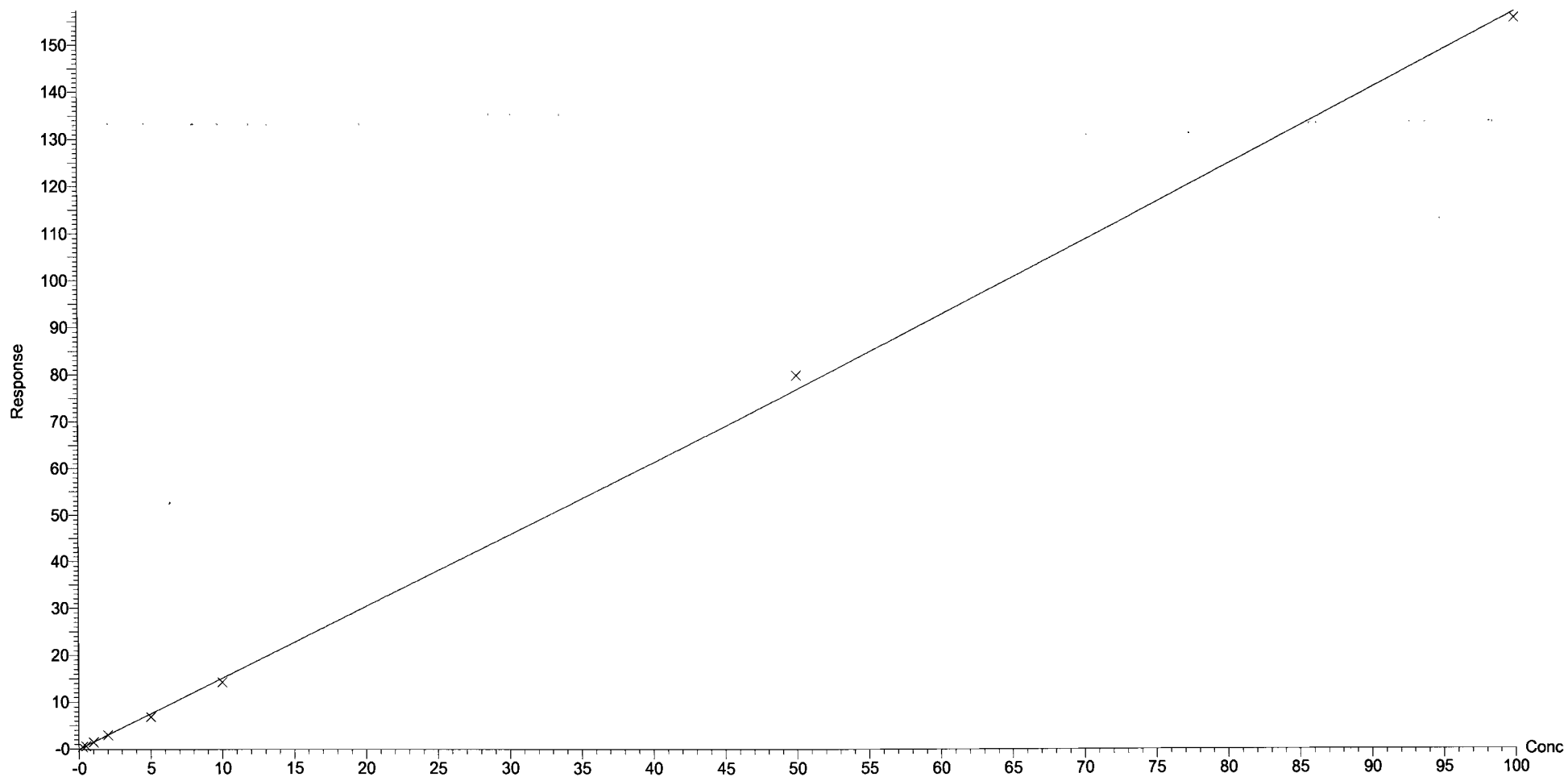
Compound name: PFDA

Coefficient of Determination: $R^2 = 0.998836$

Calibration curve: $0.000679513 * x^2 + 1.50572 * x + -0.0681733$

Response type: Internal Std (Ref 24), Area * (IS Conc. / IS Area)

Curve type: 2nd Order, Origin: Exclude, Weighting: 1/x, Axis trans: None



Dataset: U:\Q4.PRO\results\170710M3\170710M3-CRV.qld

Last Altered: Tuesday, July 11, 2017 08:36:22 Pacific Daylight Time

Printed: Tuesday, July 11, 2017 08:38:33 Pacific Daylight Time

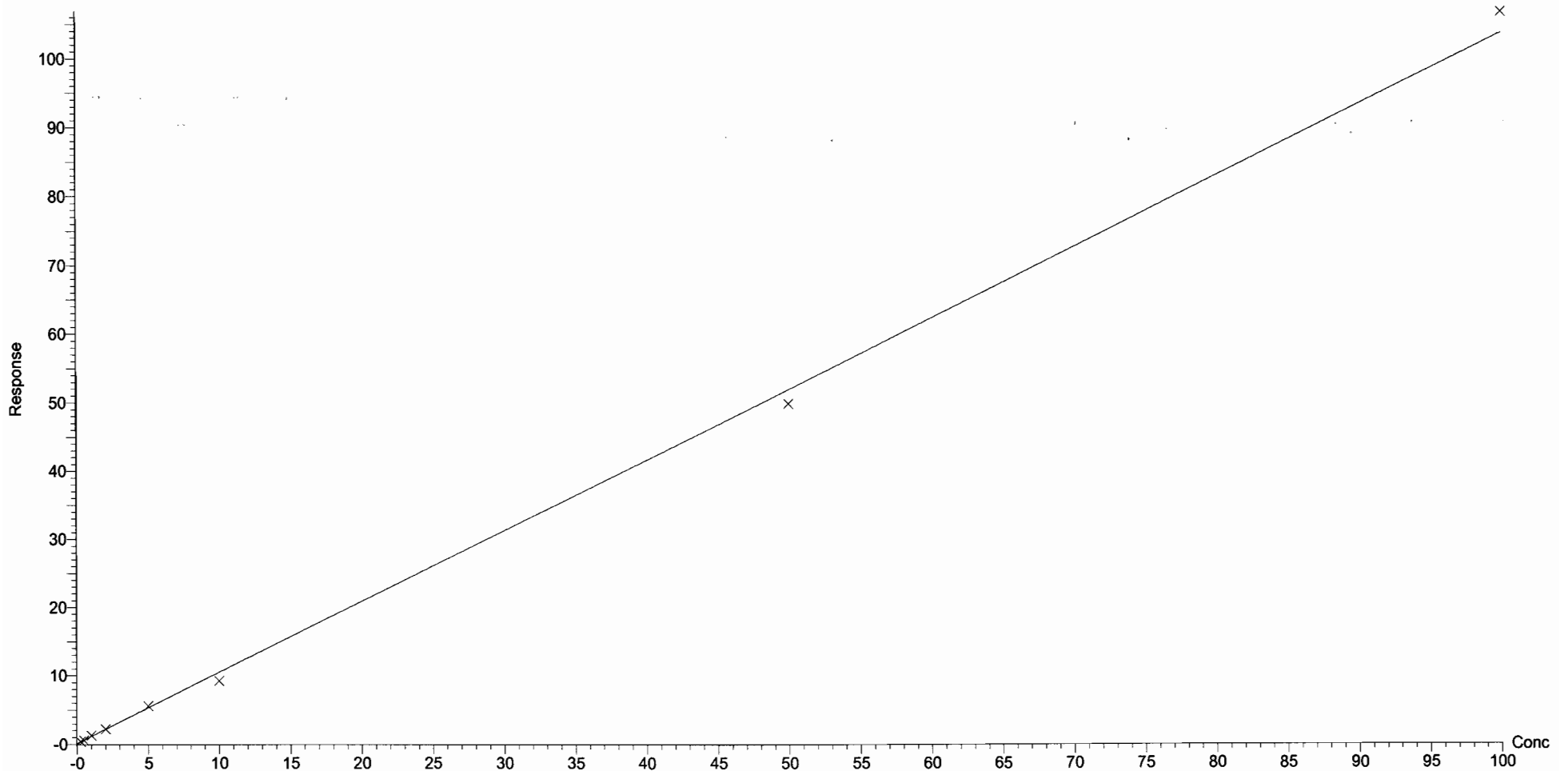
Compound name: PFUnA

Correlation coefficient: $r = 0.998876$, $r^2 = 0.997753$

Calibration curve: $1.03711 * x + 0.141151$

Response type: Internal Std (Ref 25), Area * (IS Conc. / IS Area)

Curve type: Linear, Origin: Exclude, Weighting: 1/x, Axis trans: None



Dataset: U:\Q4.PRO\results\170710M3\170710M3-CRV.qld

Last Altered: Tuesday, July 11, 2017 08:36:22 Pacific Daylight Time

Printed: Tuesday, July 11, 2017 08:38:33 Pacific Daylight Time

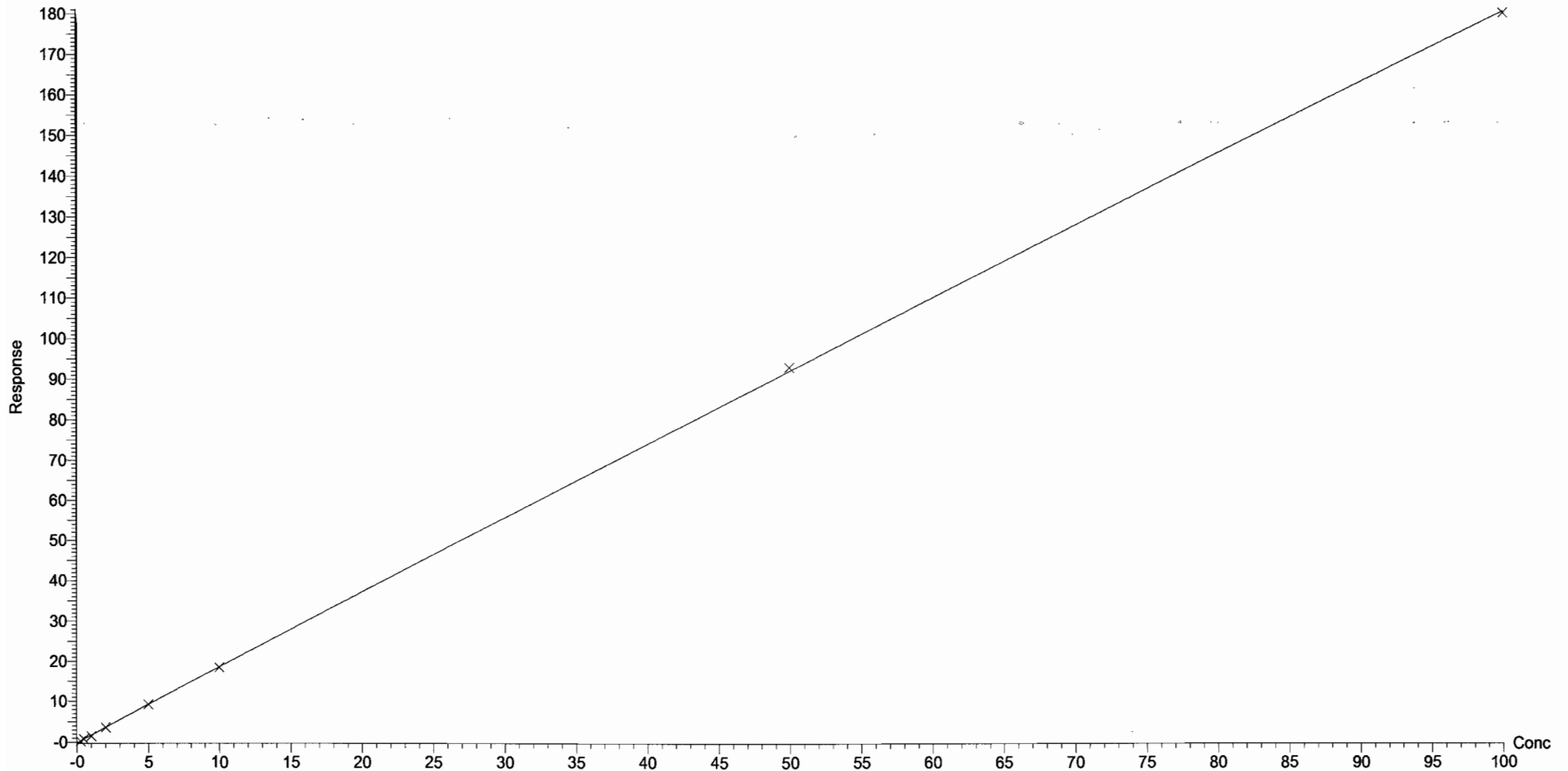
Compound name: N-MeFOSAA

Coefficient of Determination: $R^2 = 0.999758$

Calibration curve: $-0.000725393 * x^2 + 1.88459 * x + -0.112345$

Response type: Internal Std (Ref 26), Area * (IS Conc. / IS Area)

Curve type: 2nd Order, Origin: Include, Weighting: 1/x, Axis trans: None



Dataset: U:\Q4.PRO\results\170710M3\170710M3-CRV.qld

Last Altered: Tuesday, July 11, 2017 08:36:22 Pacific Daylight Time

Printed: Tuesday, July 11, 2017 08:38:33 Pacific Daylight Time

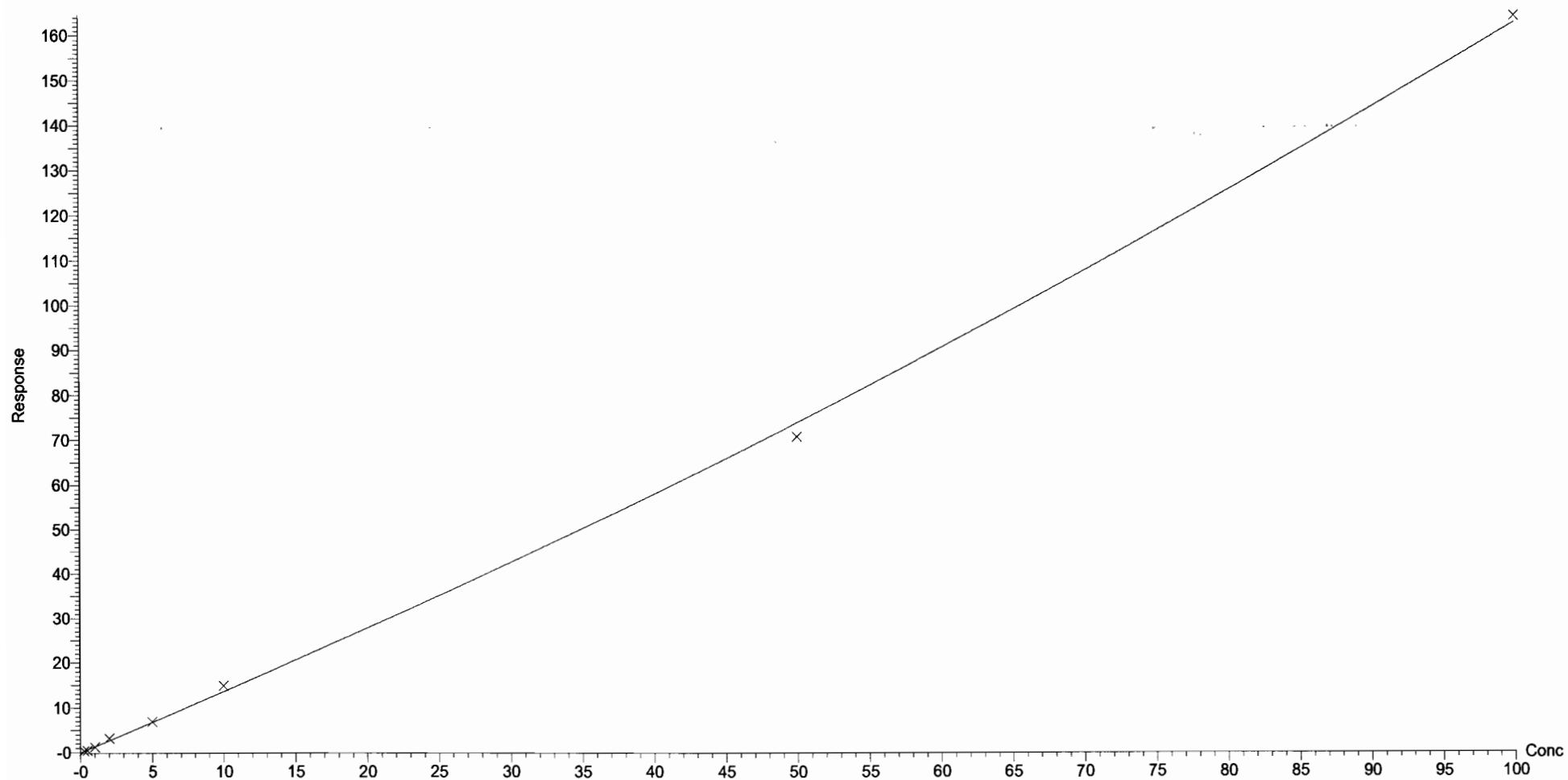
Compound name: N-EtFOSAA

Coefficient of Determination: $R^2 = 0.998485$

Calibration curve: $0.00300948 * x^2 + 1.32985 * x + 0.0134202$

Response type: Internal Std (Ref 27), Area * (IS Conc. / IS Area)

Curve type: 2nd Order, Origin: Include, Weighting: 1/x, Axis trans: None



Dataset: U:\Q4.PRO\results\170710M3\170710M3-CRV.qld

Last Altered: Tuesday, July 11, 2017 08:36:22 Pacific Daylight Time

Printed: Tuesday, July 11, 2017 08:38:33 Pacific Daylight Time

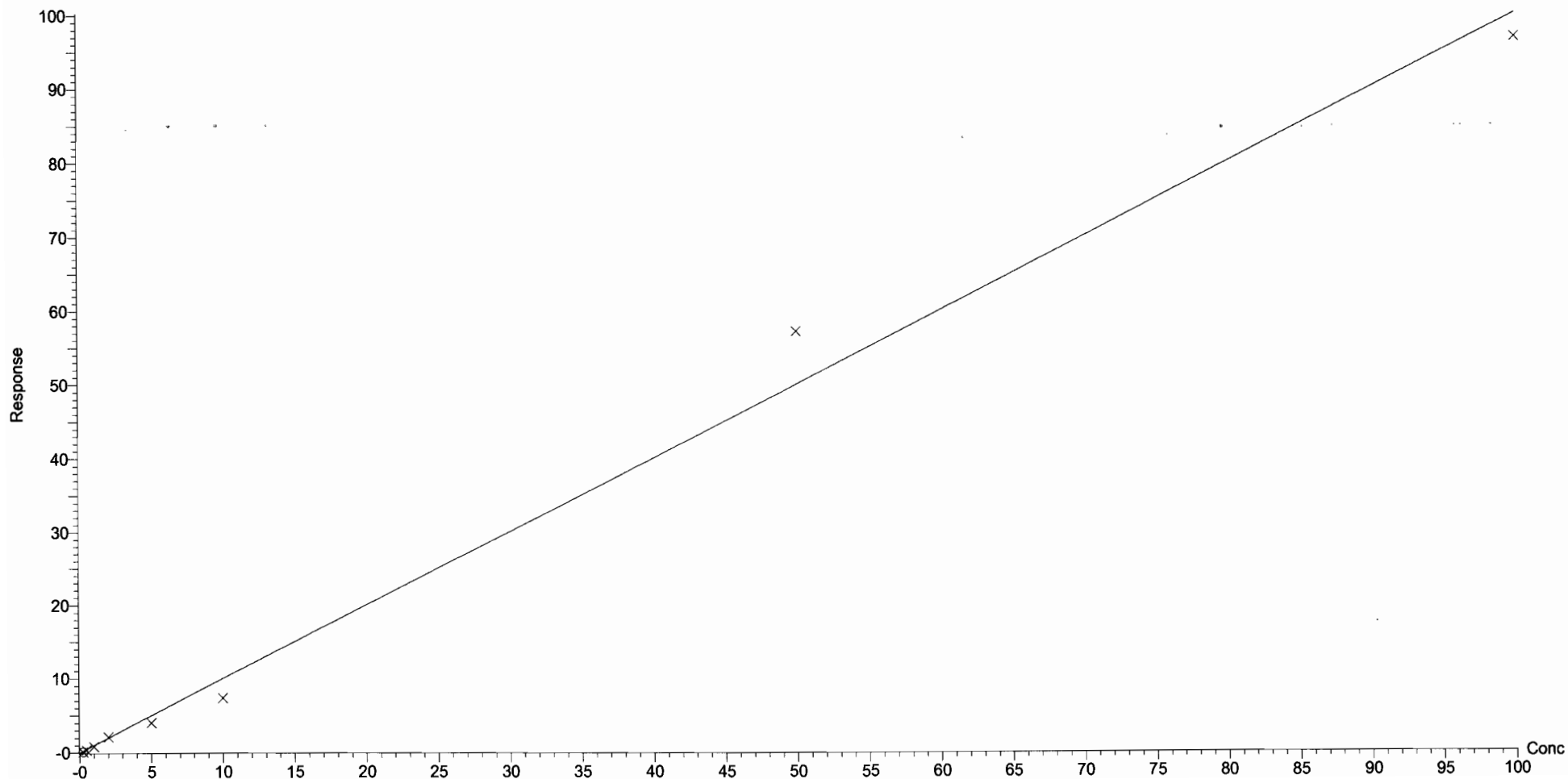
Compound name: PFDoA

Coefficient of Determination: $R^2 = 0.991885$

Calibration curve: $1.00263 * x$

Response type: Internal Std (Ref 28), Area * (IS Conc. / IS Area)

Curve type: Linear, Origin: Force, Weighting: Null, Axis trans: None



Dataset: U:\Q4.PRO\results\170710M3\170710M3-CRV.qld

Last Altered: Tuesday, July 11, 2017 08:36:22 Pacific Daylight Time

Printed: Tuesday, July 11, 2017 08:38:33 Pacific Daylight Time

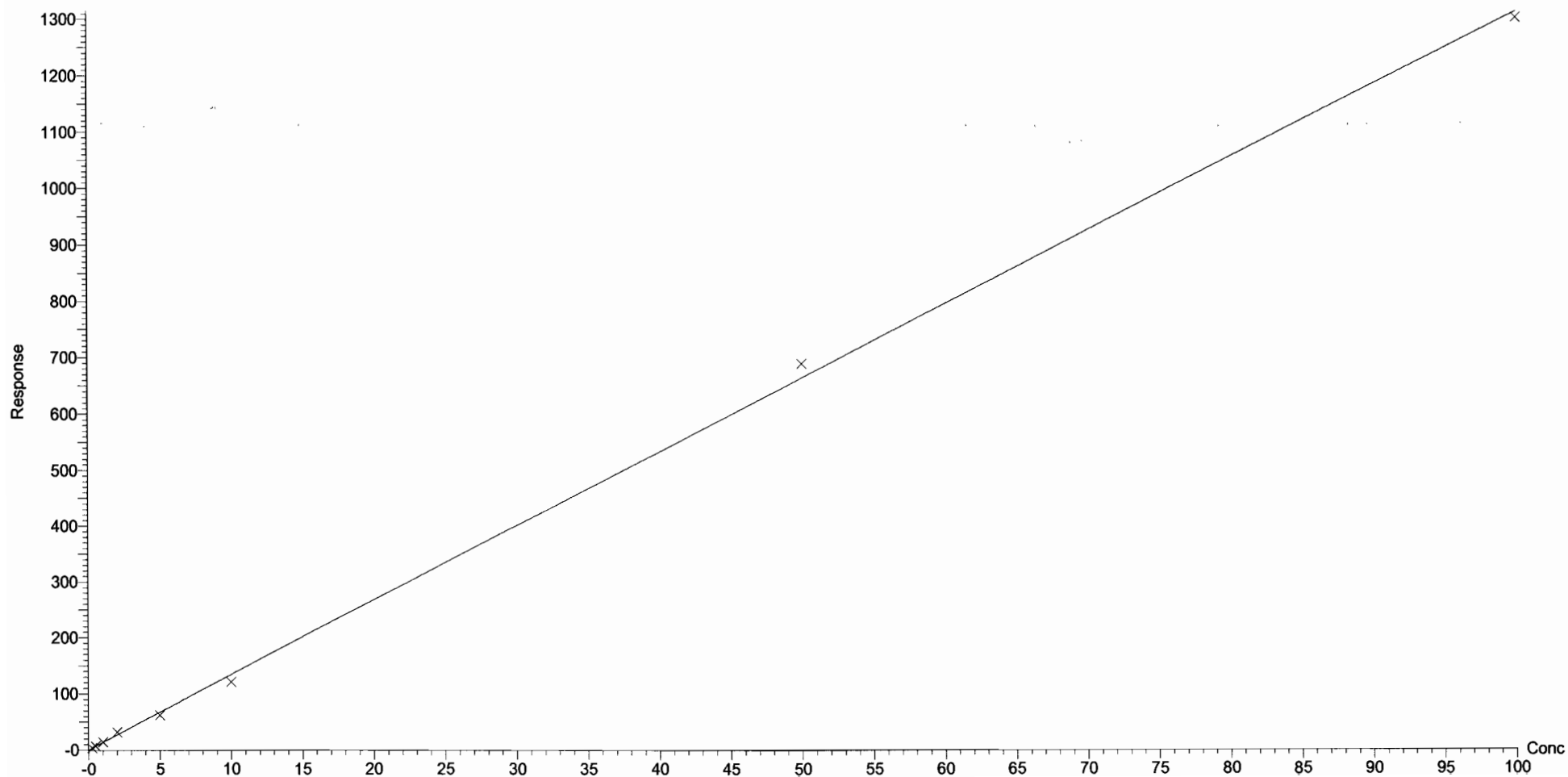
Compound name: PFTTrDA

Coefficient of Determination: $R^2 = 0.998284$

Calibration curve: $-0.0031383 * x^2 + 13.4645 * x + 0.137265$

Response type: Internal Std (Ref 28), Area * (IS Conc. / IS Area)

Curve type: 2nd Order, Origin: Exclude, Weighting: 1/x, Axis trans: None



Dataset: U:\Q4.PRO\results\170710M3\170710M3-CRV.qld

Last Altered: Tuesday, July 11, 2017 08:36:22 Pacific Daylight Time

Printed: Tuesday, July 11, 2017 08:38:33 Pacific Daylight Time

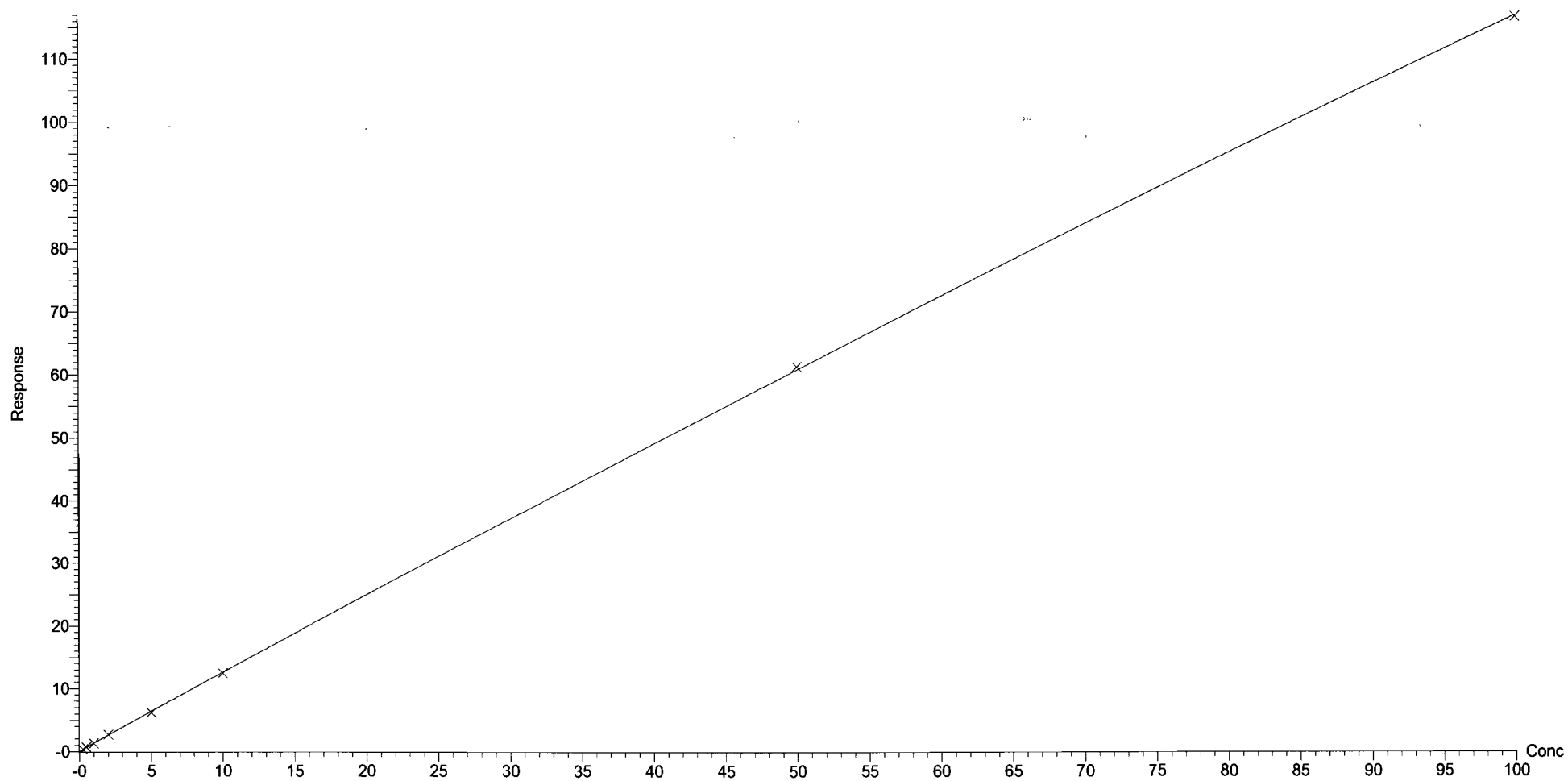
Compound name: PFTeDA

Coefficient of Determination: $R^2 = 0.999913$

Calibration curve: $-0.000928994 * x^2 + 1.26436 * x + 0.081381$

Response type: Internal Std (Ref 29), Area * (IS Conc. / IS Area)

Curve type: 2nd Order, Origin: Exclude, Weighting: 1/x, Axis trans: None



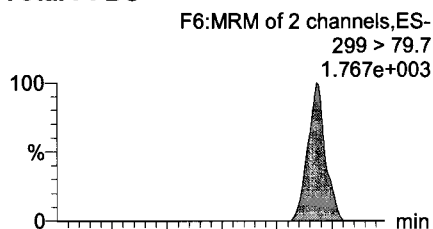
Dataset: U:\Q4.PRO\results\170710M3\170710M3-CRV.qld

Last Altered: Tuesday, July 11, 2017 08:36:22 Pacific Daylight Time
Printed: Tuesday, July 11, 2017 08:36:35 Pacific Daylight Time

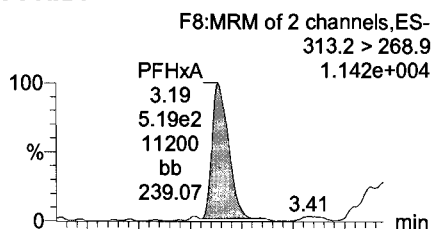
Method: U:\Q4.PRO\MethDB\PFAS_L14-7-5-17.mdb 10 Jul 2017 08:06:14
Calibration: 11 Jul 2017 08:36:22

Name: 170710M3_2, Date: 10-Jul-2017, Time: 16:35:25, ID: ST170710M3-1 PFC CS-2 17G1003, Description: PFC CS-2 17G1003

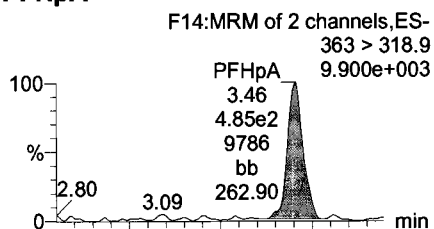
Total PFBS



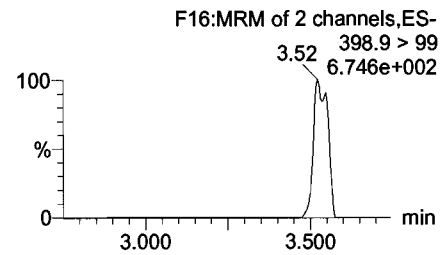
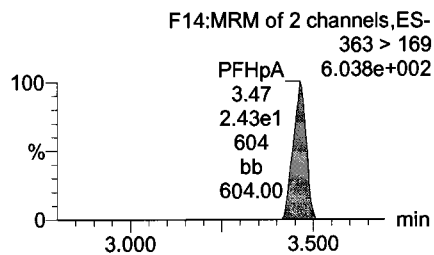

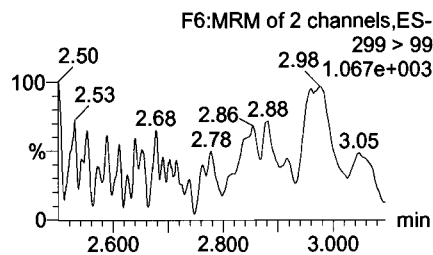
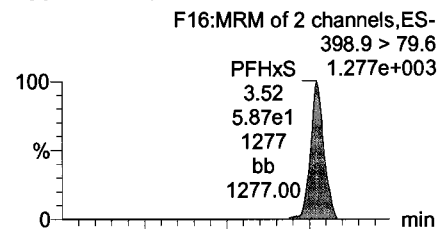
PFHxA



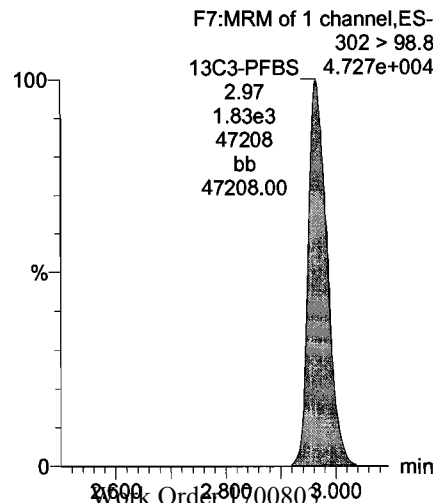
PFHpA



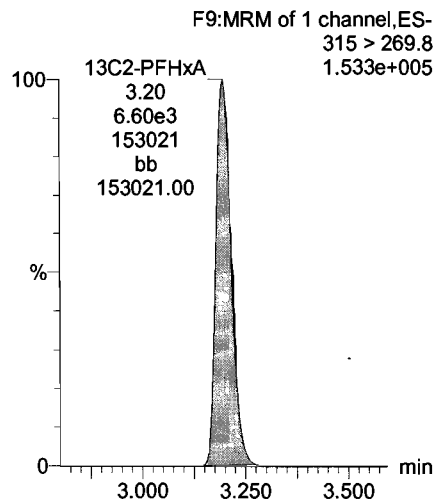
Total PFHxS



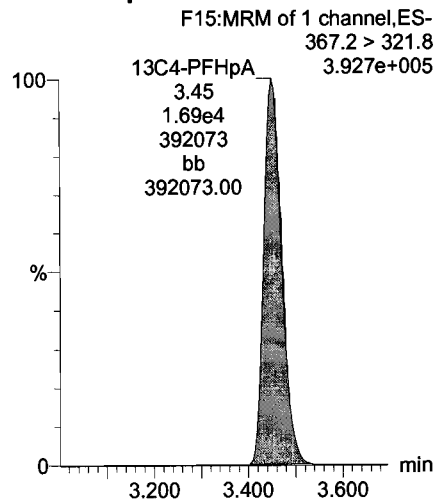
13C3-PFBS



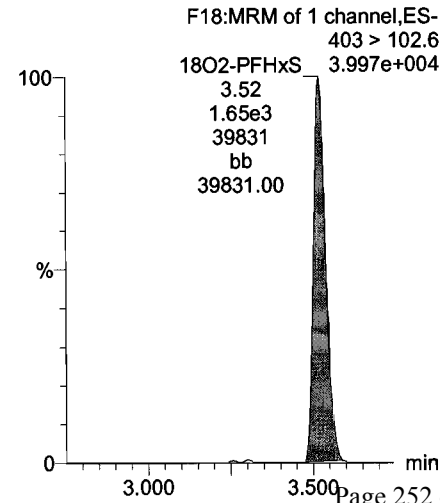
13C2-PFHxA



13C4-PFHpA



18O2-PFHxS



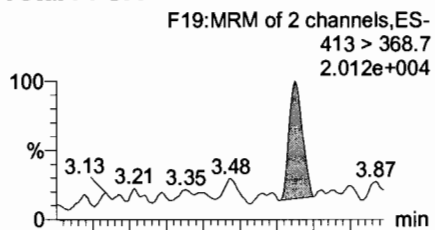
Dataset: U:\Q4.PRO\results\170710M3\170710M3-CRV.qld

Last Altered: Tuesday, July 11, 2017 08:36:22 Pacific Daylight Time

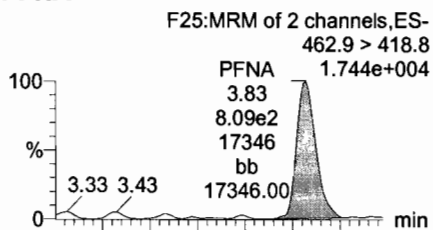
Printed: Tuesday, July 11, 2017 08:36:35 Pacific Daylight Time

Name: 170710M3_2, Date: 10-Jul-2017, Time: 16:35:25, ID: ST170710M3-1 PFC CS-2 17G1003, Description: PFC CS-2 17G1003

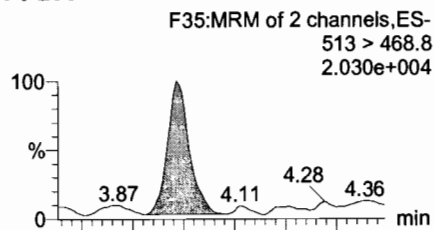
Total PFOA



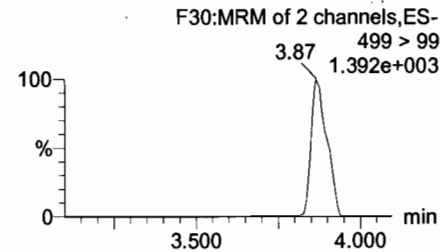
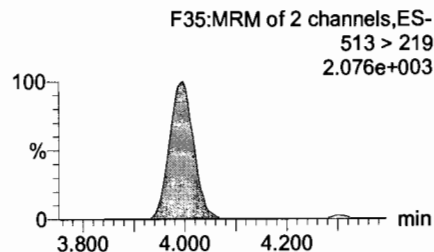
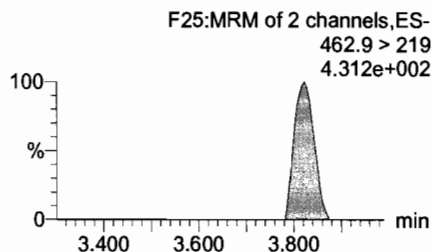
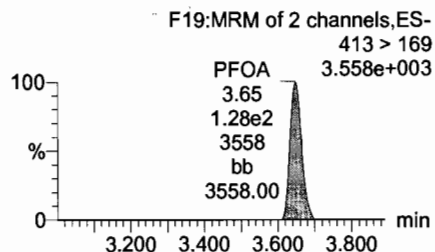
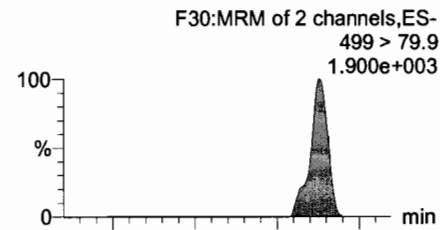
PFNA



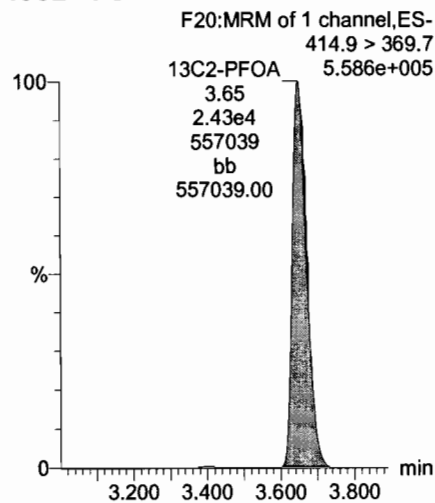
PFDA



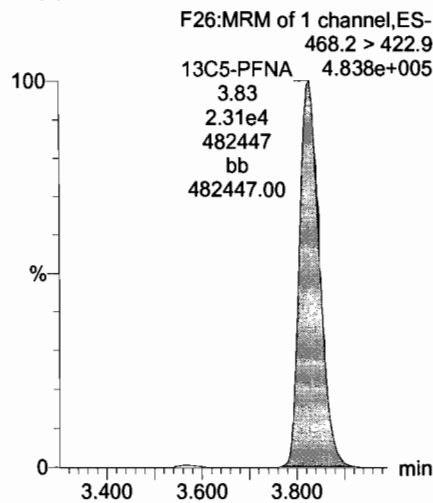
Total PFOS



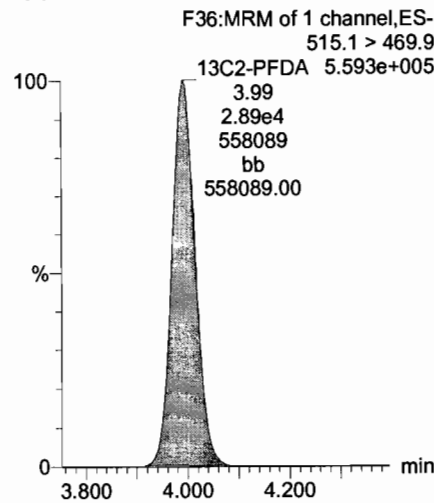
13C2-PFOA



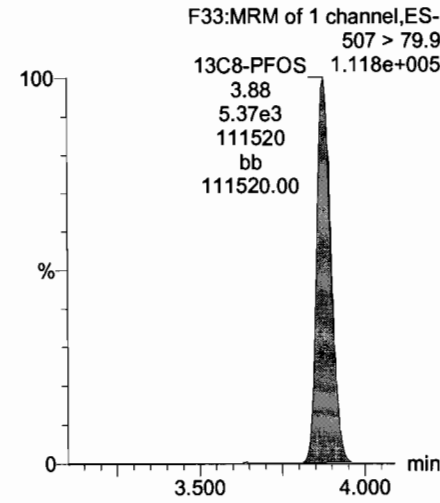
13C5-PFNA



13C2-PFDA



13C8-PFOS



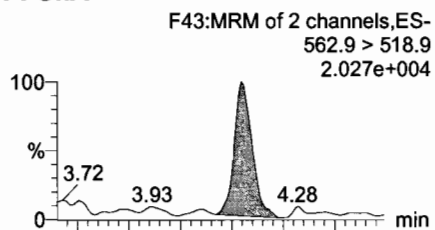
Dataset: U:\Q4.PRO\results\170710M3\170710M3-CRV.qld

Last Altered: Tuesday, July 11, 2017 08:36:22 Pacific Daylight Time

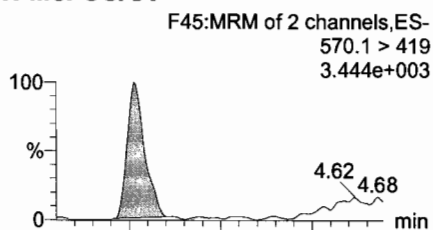
Printed: Tuesday, July 11, 2017 08:36:35 Pacific Daylight Time

Name: 170710M3_2, Date: 10-Jul-2017, Time: 16:35:25, ID: ST170710M3-1 PFC CS-2 17G1003, Description: PFC CS-2 17G1003

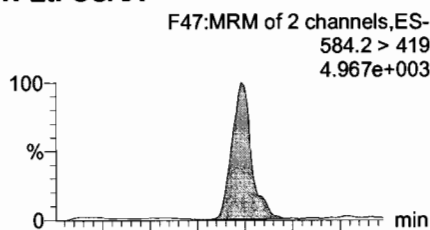
PFUnA



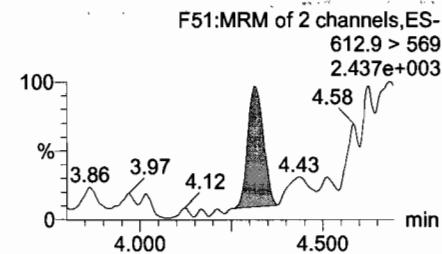
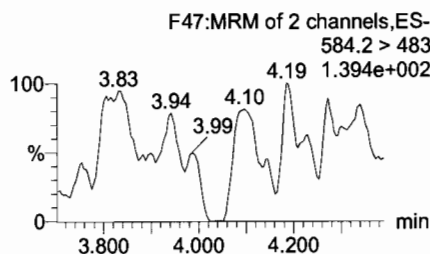
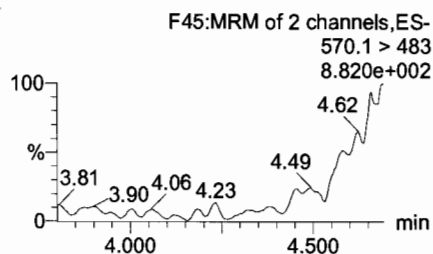
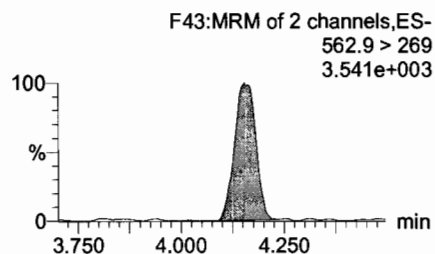
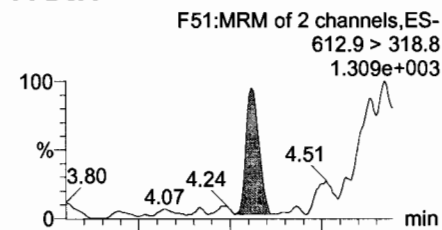
N-MeFOSAA



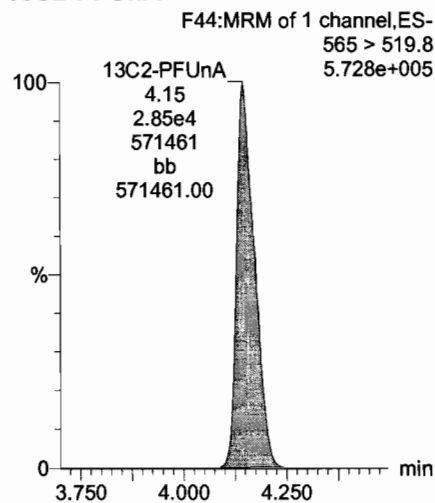
N-EtFOSAA



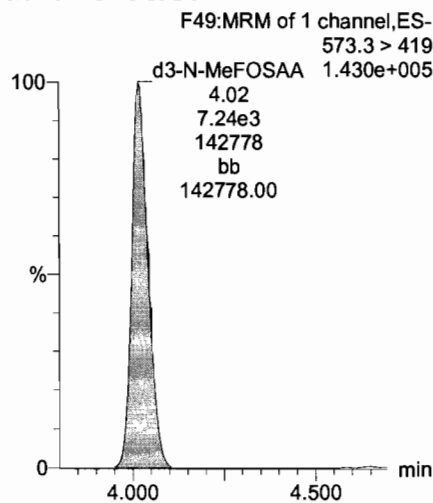
PFDaA



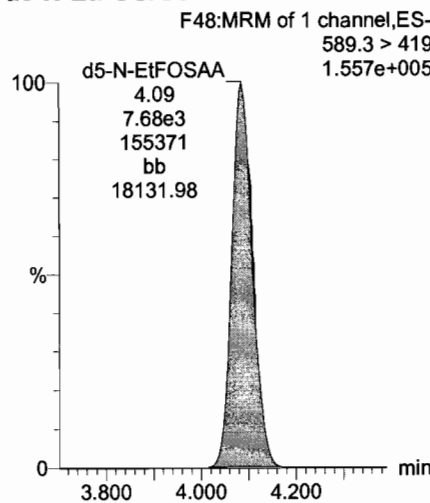
13C2-PFUnA



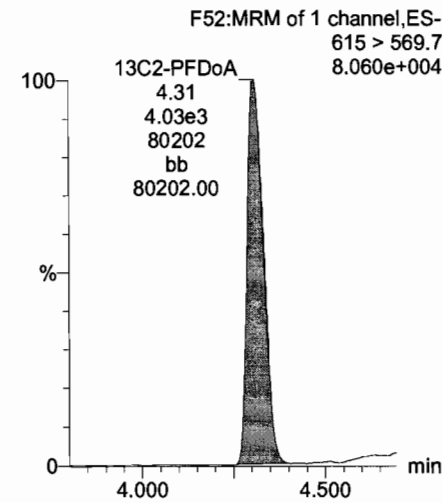
d3-N-MeFOSAA



d5-N-EtFOSAA



13C2-PFDaA

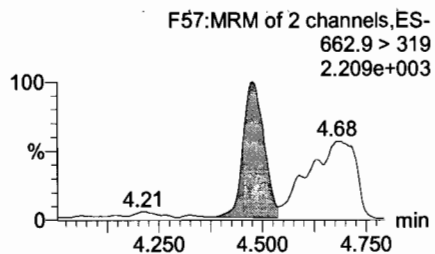
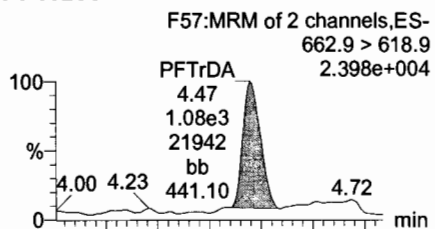


Dataset: U:\Q4.PRO\results\170710M3\170710M3-CRV.qld

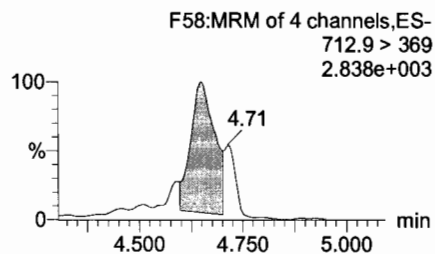
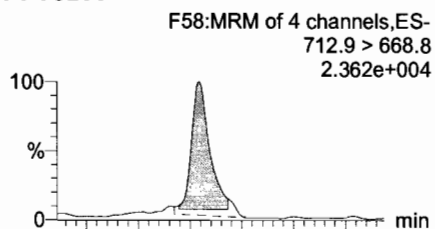
Last Altered: Tuesday, July 11, 2017 08:36:22 Pacific Daylight Time
Printed: Tuesday, July 11, 2017 08:36:35 Pacific Daylight Time

Name: 170710M3_2, Date: 10-Jul-2017, Time: 16:35:25, ID: ST170710M3-1 PFC CS-2 17G1003, Description: PFC CS-2 17G1003

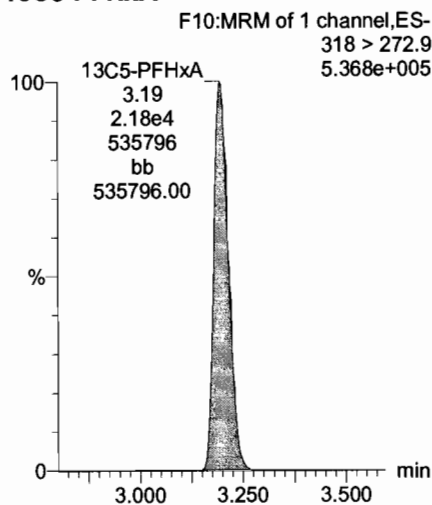
PFTrDA



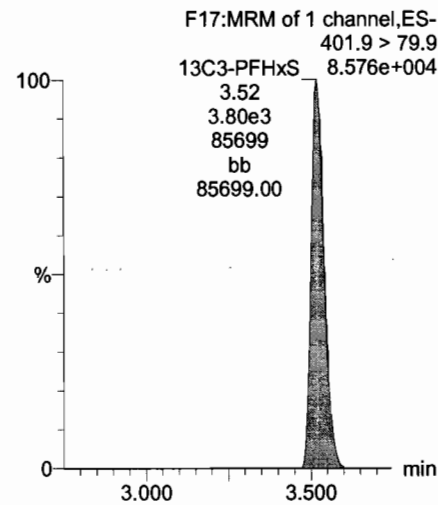
PFTeDA



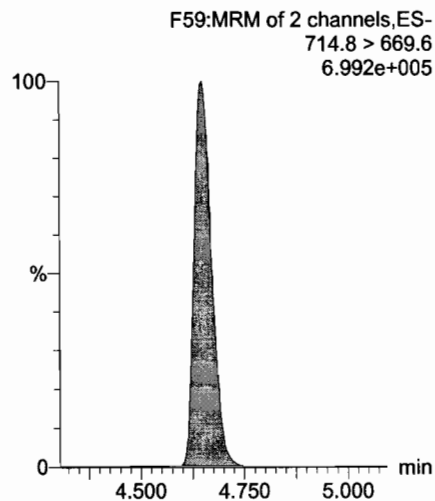
13C5-PFHxA



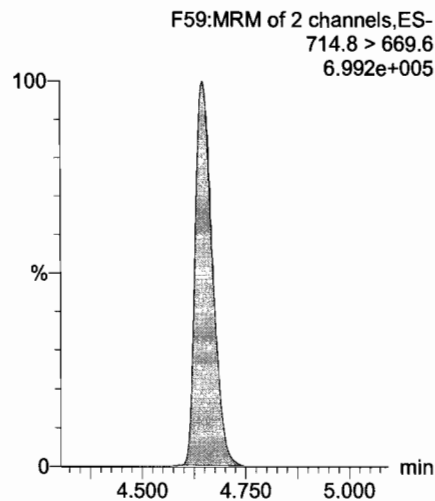
13C3-PFHxS



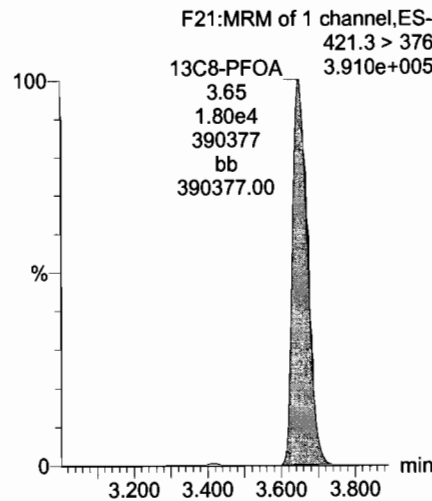
13C2-PFTeDA



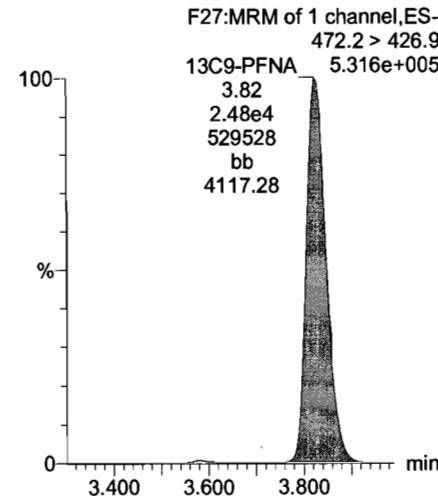
13C2-PFTeDA



13C8-PFOA



13C9-PFNA



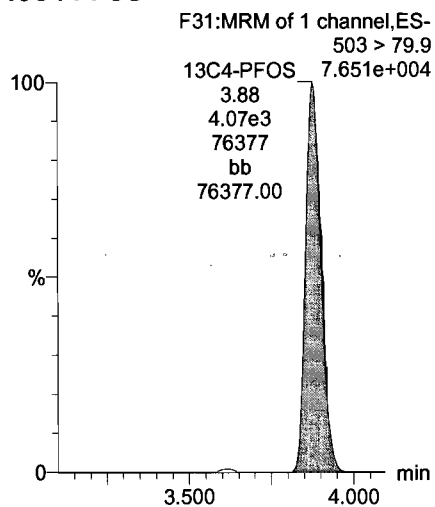
Dataset: U:\Q4.PRO\results\170710M3\170710M3-CRV.qld

Last Altered: Tuesday, July 11, 2017 08:36:22 Pacific Daylight Time

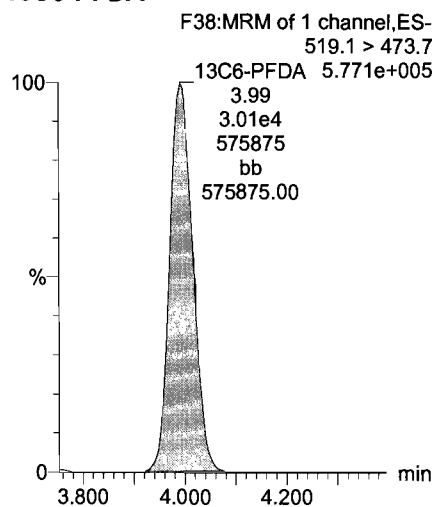
Printed: Tuesday, July 11, 2017 08:36:35 Pacific Daylight Time

Name: 170710M3_2, Date: 10-Jul-2017, Time: 16:35:25, ID: ST170710M3-1 PFC CS-2 17G1003, Description: PFC CS-2 17G1003

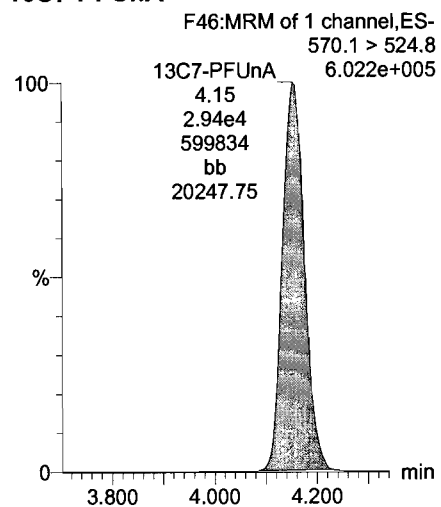
13C4-PFOS



13C6-PFDA



13C7-PFUnA



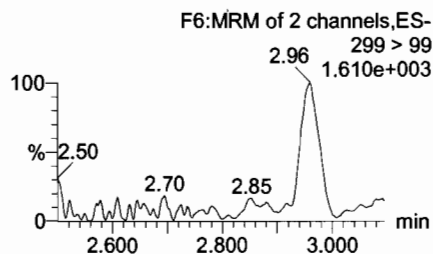
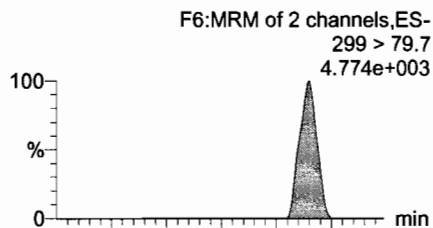
Dataset: U:\Q4.PRO\results\170710M3\170710M3-CRV.qld

Last Altered: Tuesday, July 11, 2017 08:36:22 Pacific Daylight Time


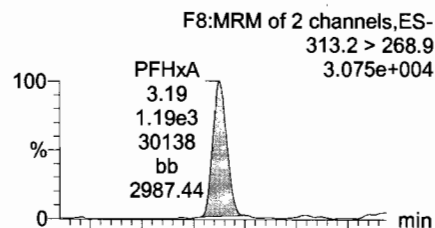
Printed: Tuesday, July 11, 2017 08:36:35 Pacific Daylight Time

Name: 170710M3_3, Date: 10-Jul-2017, Time: 16:46:13, ID: ST170710M3-2 PFC CS-1 17G1004, Description: PFC CS-1 17G1004

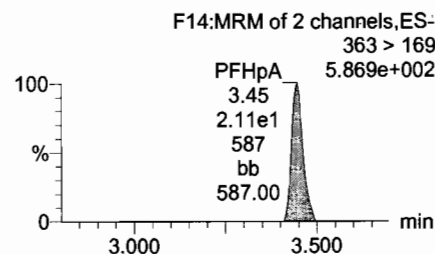
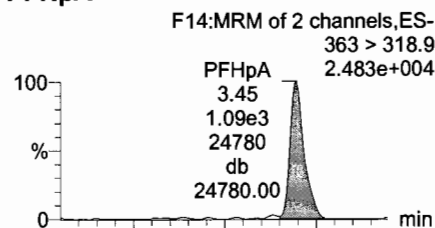
Total PFBS



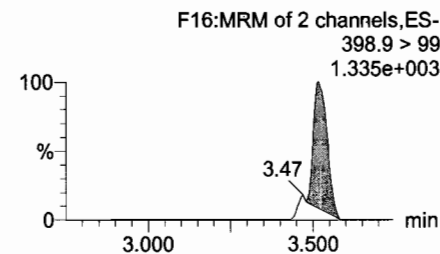
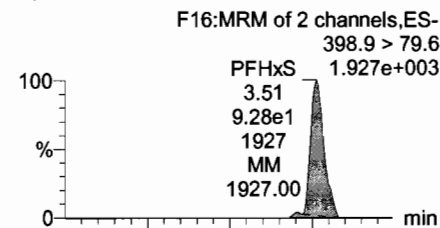
PFHxA



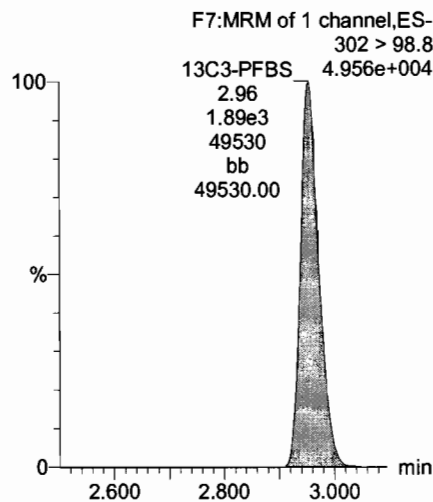
PFHpA



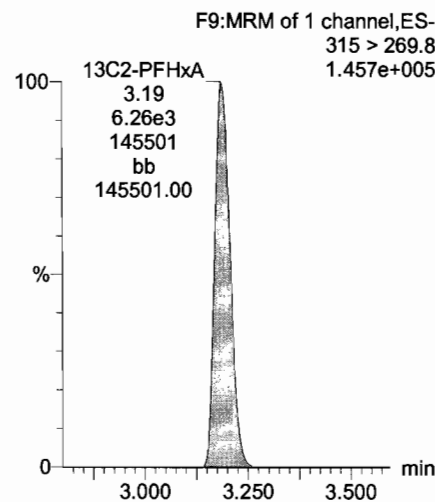
Total PFHxS



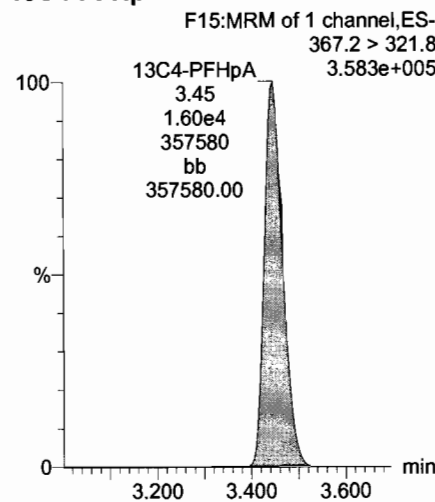
13C3-PFBS



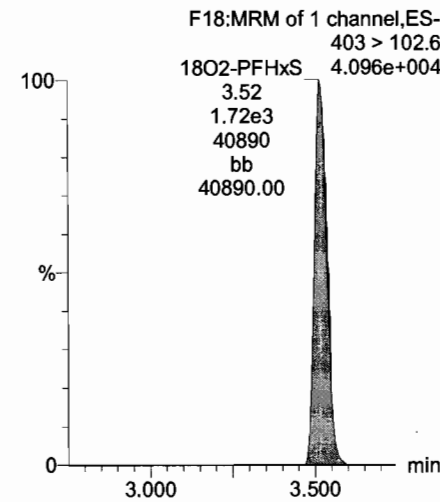
13C2-PFHxA



13C4-PFHpA



18O2-PFHxS



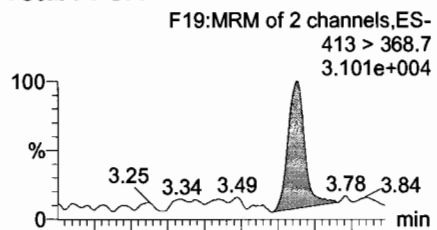
Dataset: U:\Q4.PRO\results\170710M3\170710M3-CRV.qld

Last Altered: Tuesday, July 11, 2017 08:36:22 Pacific Daylight Time

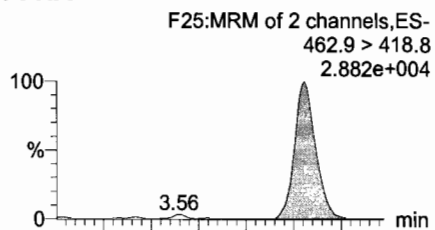
Printed: Tuesday, July 11, 2017 08:36:35 Pacific Daylight Time

Name: 170710M3_3, Date: 10-Jul-2017, Time: 16:46:13, ID: ST170710M3-2 PFC CS-1 17G1004, Description: PFC CS-1 17G1004

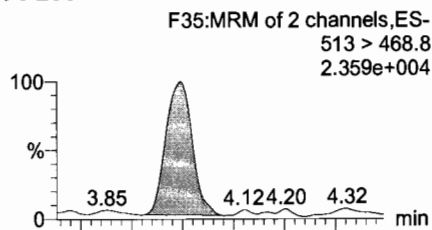
Total PFOA



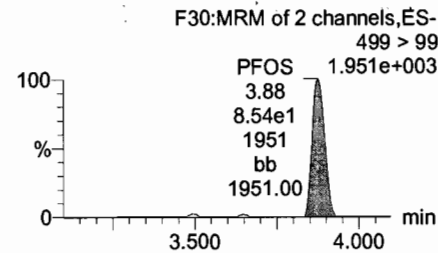
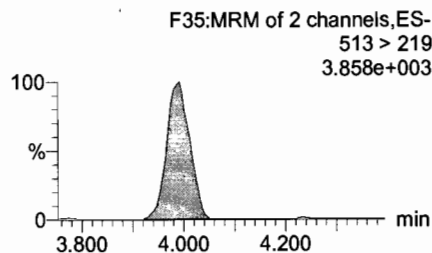
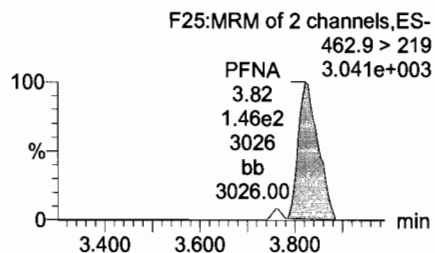
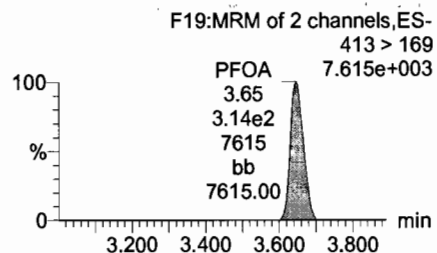
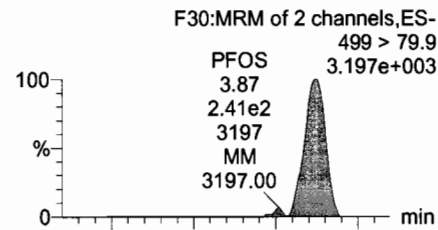
PFNA



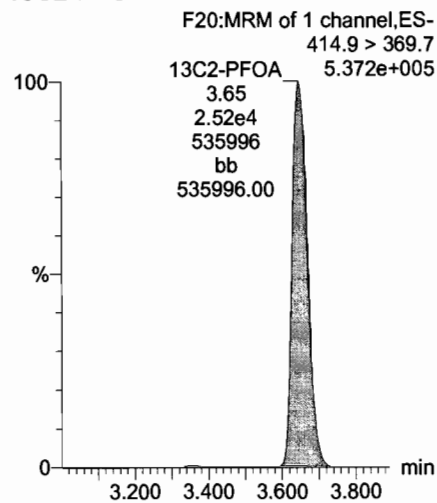
PFDA



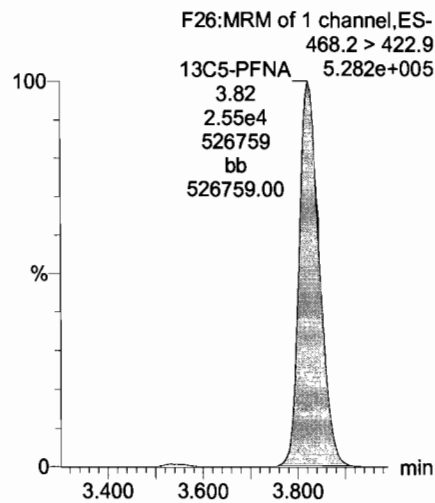
Total PFOS



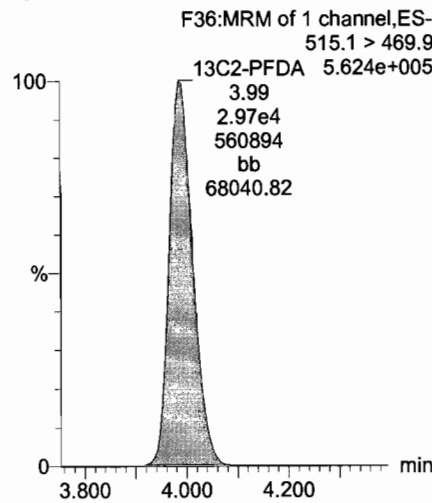
13C2-PFOA



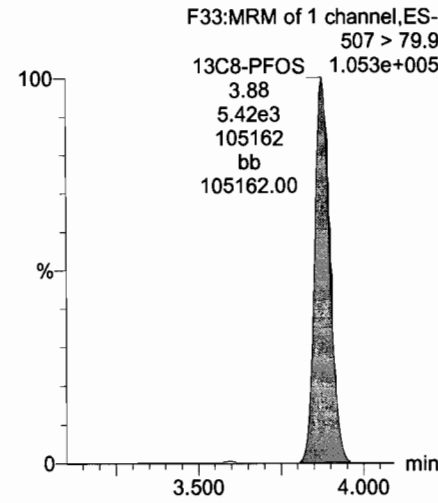
13C5-PFNA



13C2-PFDA



13C8-PFOS

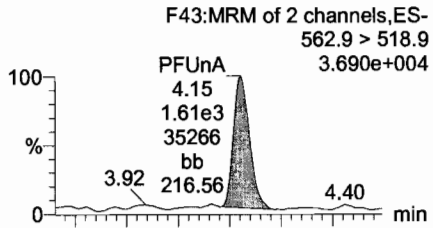


Dataset: U:\Q4.PRO\results\170710M3\170710M3-CRV.qld

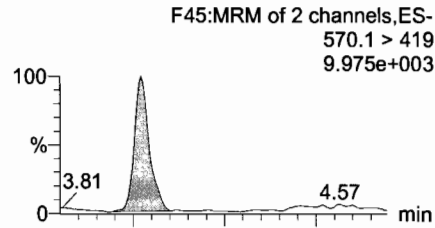
Last Altered: Tuesday, July 11, 2017 08:36:22 Pacific Daylight Time
Printed: Tuesday, July 11, 2017 08:36:35 Pacific Daylight Time

Name: 170710M3_3, Date: 10-Jul-2017, Time: 16:46:13, ID: ST170710M3-2 PFC CS-1 17G1004, Description: PFC CS-1 17G1004

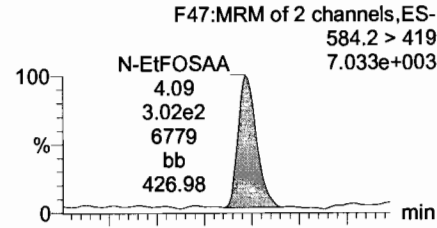
PFUnA



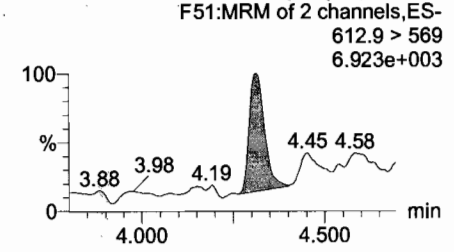
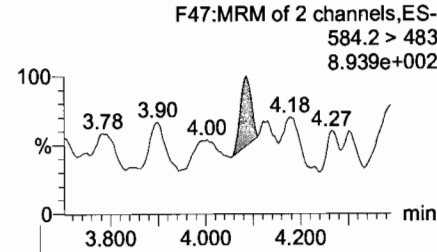
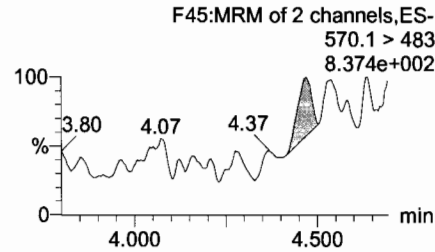
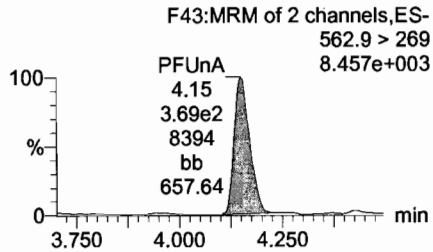
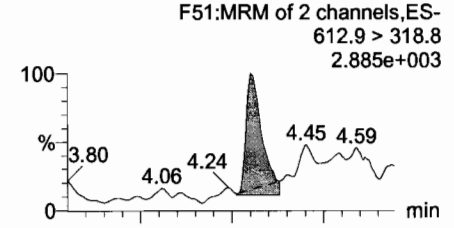
N-MeFOSAA



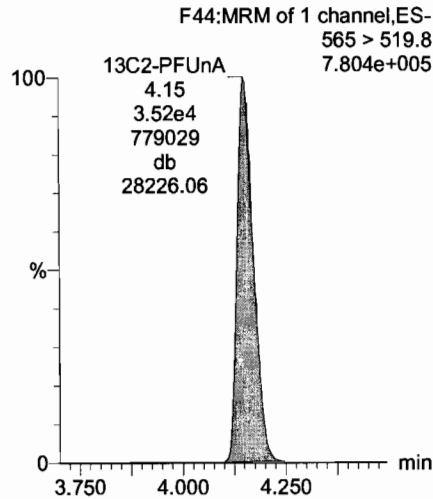
N-EtFOSAA



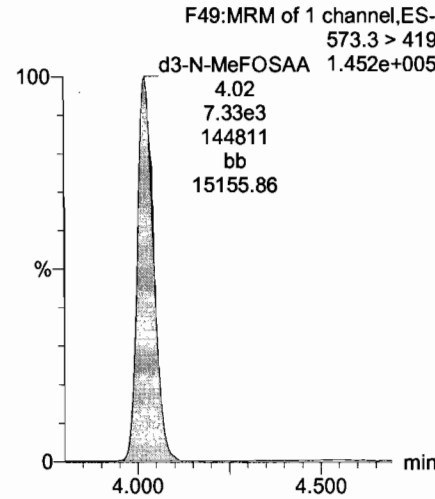
PFDaA



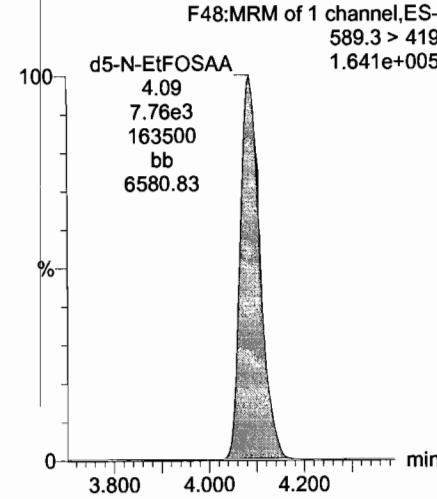
13C2-PFUnA



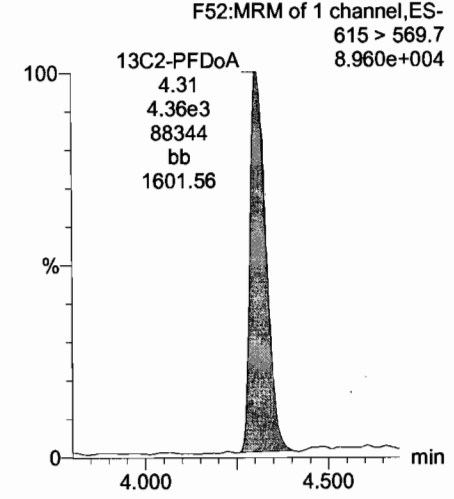
d3-N-MeFOSAA



d5-N-EtFOSAA



13C2-PFDaA

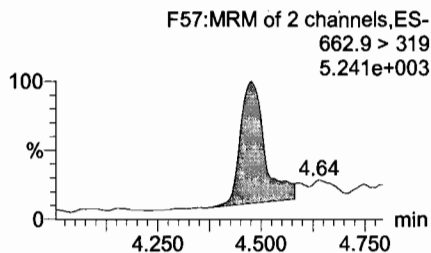
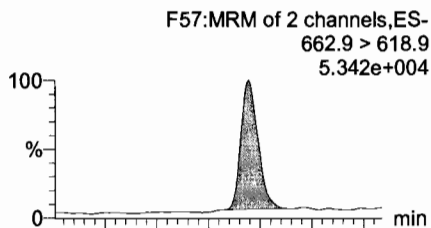


Dataset: U:\Q4.PRO\results\170710M3\170710M3-CRV.qld

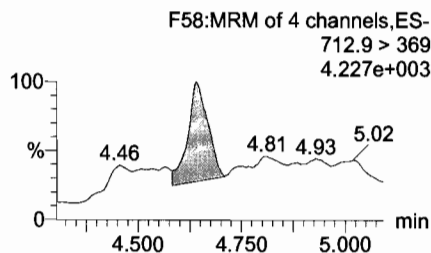
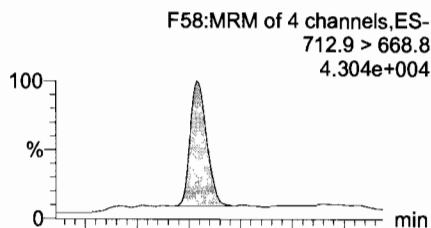
Last Altered: Tuesday, July 11, 2017 08:36:22 Pacific Daylight Time
Printed: Tuesday, July 11, 2017 08:36:35 Pacific Daylight Time

Name: 170710M3_3, Date: 10-Jul-2017, Time: 16:46:13, ID: ST170710M3-2 PFC CS-1 17G1004, Description: PFC CS-1 17G1004

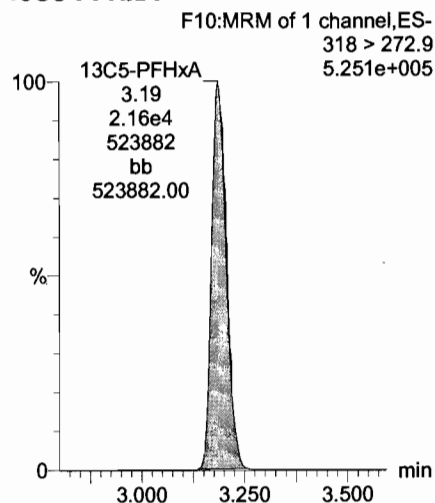
PFTrDA



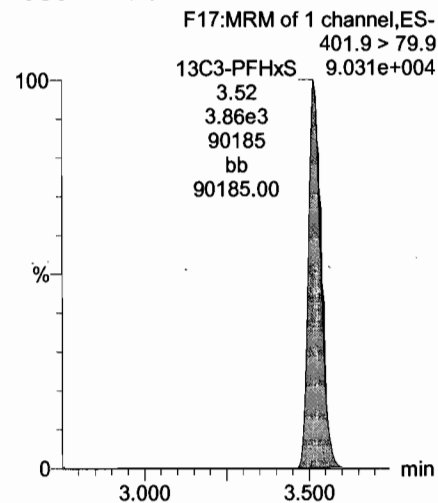
PFTeDA



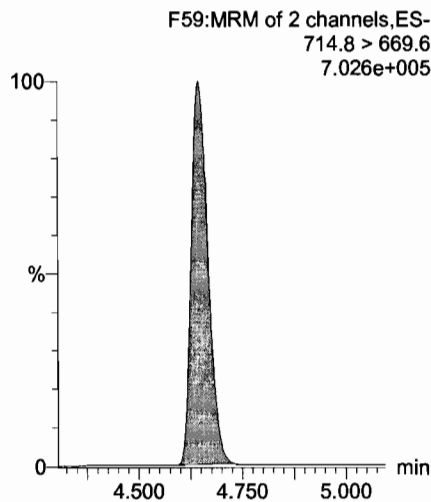
13C5-PFHxA



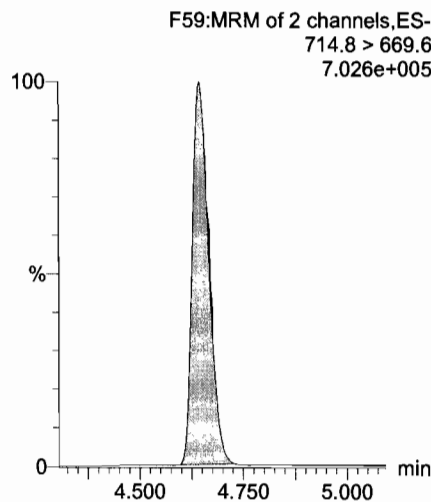
13C3-PFHxS



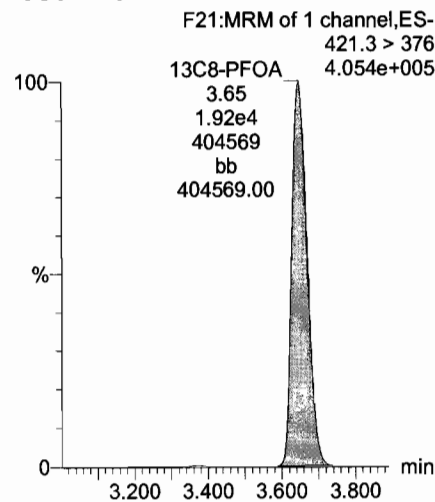
13C2-PFTeDA



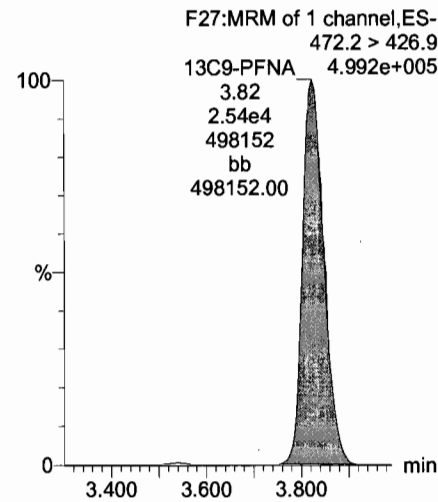
13C2-PFTeDA



13C8-PFOA



13C9-PFNA



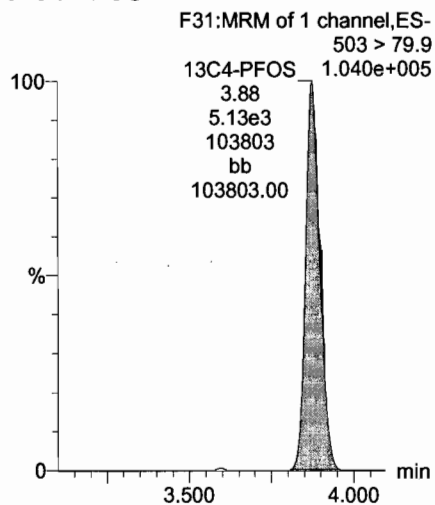
Dataset: U:\Q4.PRO\results\170710M3\170710M3-CRV.qld

Last Altered: Tuesday, July 11, 2017 08:36:22 Pacific Daylight Time

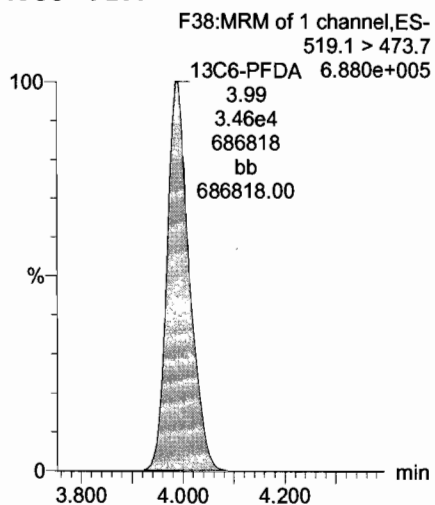
Printed: Tuesday, July 11, 2017 08:36:35 Pacific Daylight Time

Name: 170710M3_3, Date: 10-Jul-2017, Time: 16:46:13, ID: ST170710M3-2 PFC CS-1 17G1004, Description: PFC CS-1 17G1004

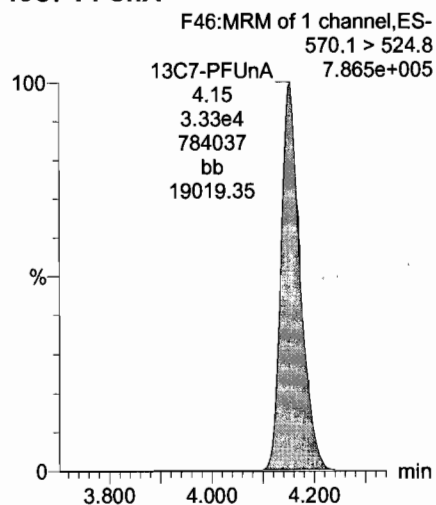
13C4-PFOS



13C6-PFDA



13C7-PFUnA



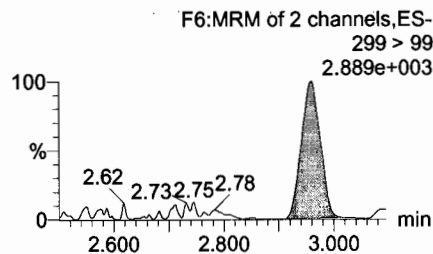
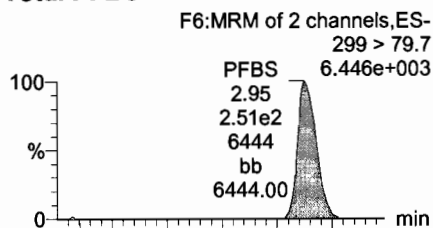
Dataset: U:\Q4.PRO\results\170710M3\170710M3-CRV.qld

Last Altered: Tuesday, July 11, 2017 08:36:22 Pacific Daylight Time

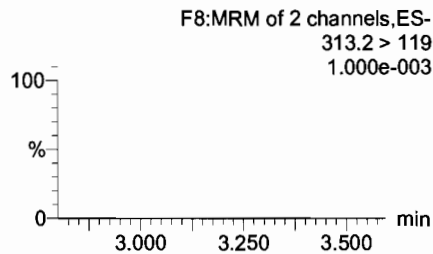
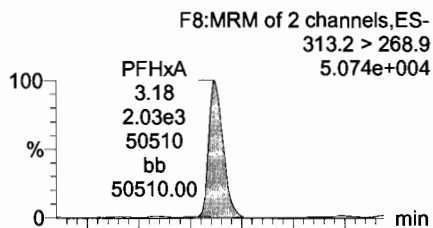
Printed: Tuesday, July 11, 2017 08:36:35 Pacific Daylight Time

Name: 170710M3_4, Date: 10-Jul-2017, Time: 16:56:56, ID: ST170710M3-3 PFC CS0 17G1005, Description: PFC CS0 17G1005

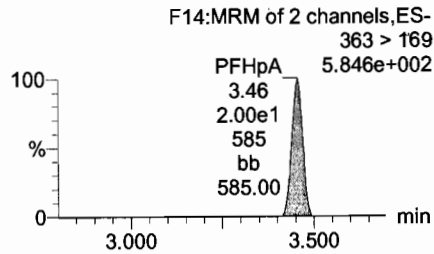
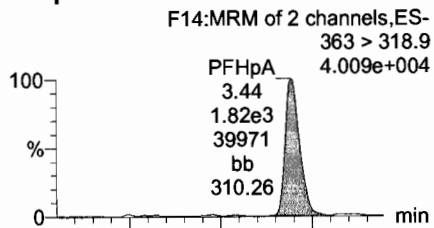
Total PFBS



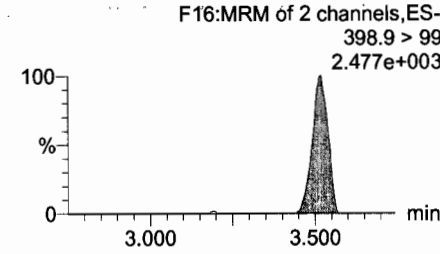
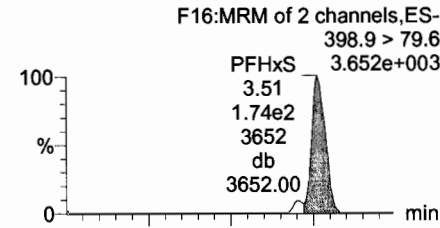
PFHxA



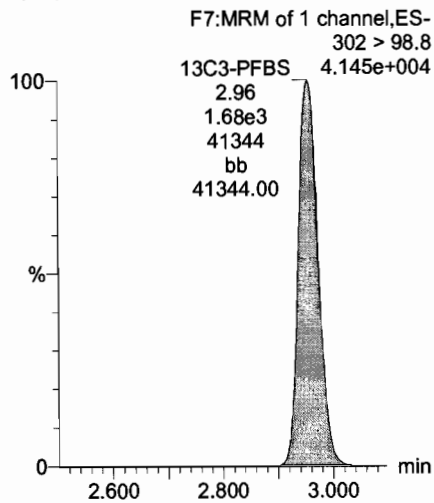
PFHpA



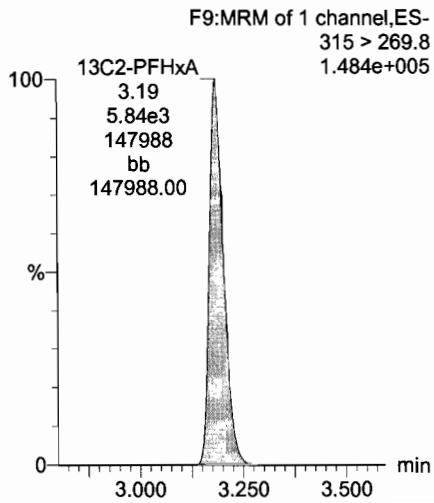
Total PFHxS



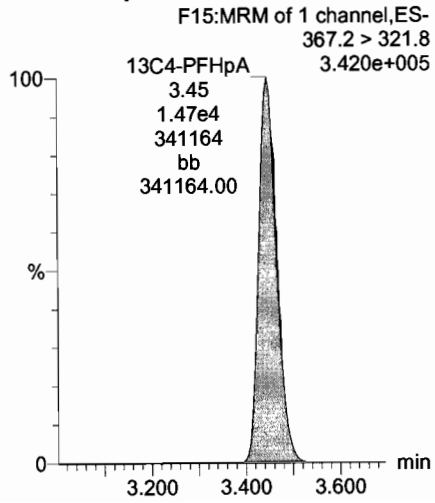
13C3-PFBS



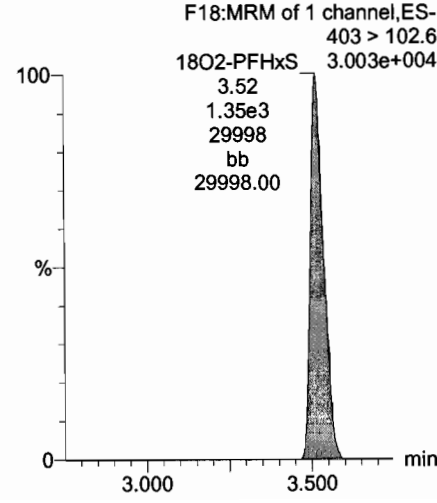
13C2-PFHxA



13C4-PFHpA



18O2-PFHxS

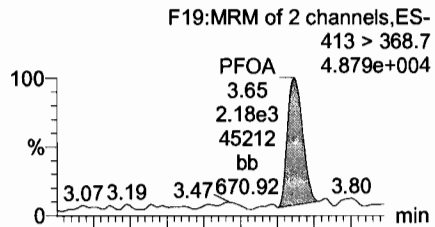


Dataset: U:\Q4.PRO\results\170710M3\170710M3-CRV.qld

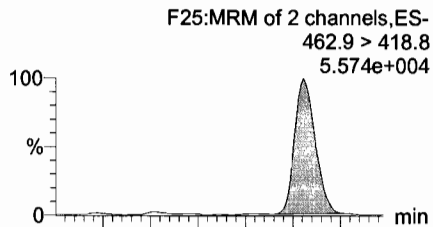
Last Altered: Tuesday, July 11, 2017 08:36:22 Pacific Daylight Time
Printed: Tuesday, July 11, 2017 08:36:35 Pacific Daylight Time

Name: 170710M3_4, Date: 10-Jul-2017, Time: 16:56:56, ID: ST170710M3-3 PFC CS0 17G1005, Description: PFC CS0 17G1005

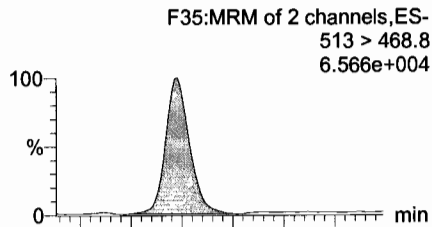
Total PFOA



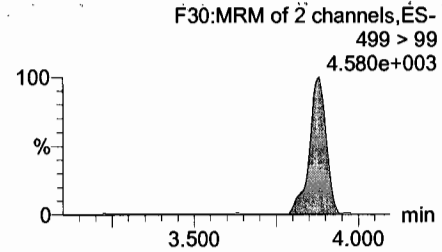
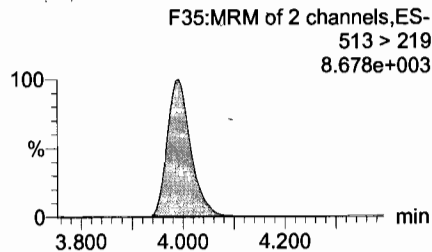
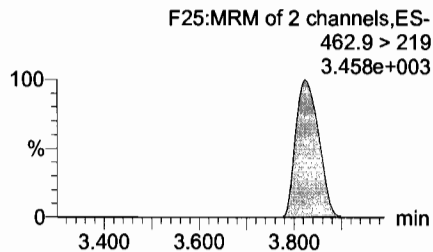
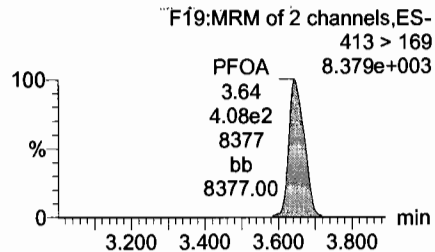
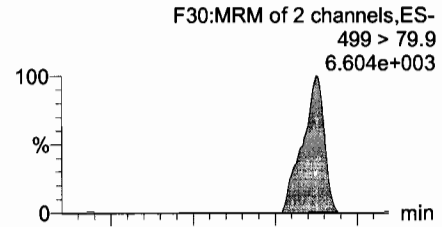
PFNA



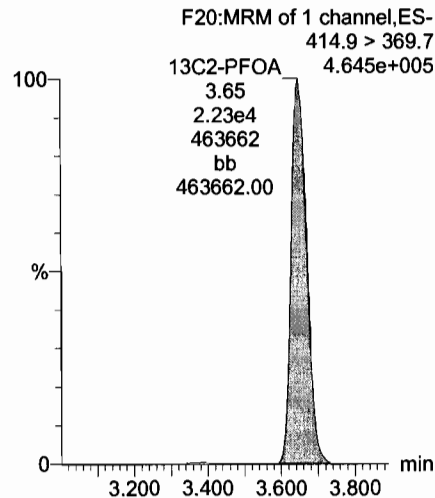
PFDA



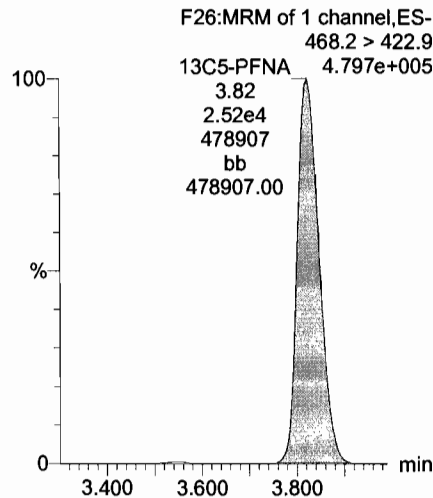
Total PFOS



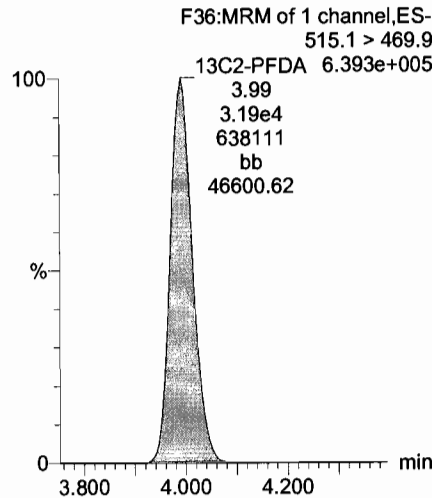
13C2-PFOA



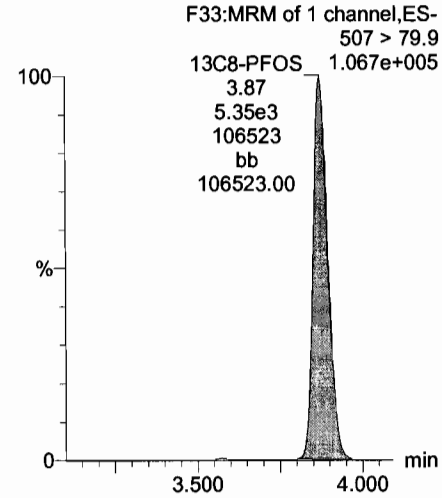
13C5-PFNA



13C2-PFDA



13C8-PFOS



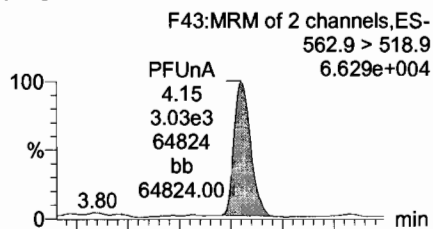
Dataset: U:\Q4.PRO\results\170710M3\170710M3-CRV.qld

Last Altered: Tuesday, July 11, 2017 08:36:22 Pacific Daylight Time

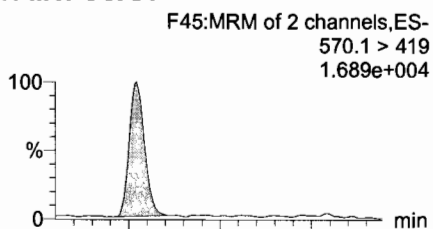
Printed: Tuesday, July 11, 2017 08:36:35 Pacific Daylight Time

Name: 170710M3_4, Date: 10-Jul-2017, Time: 16:56:56, ID: ST170710M3-3 PFC CS0 17G1005, Description: PFC CS0 17G1005

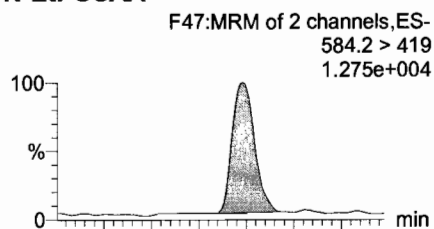
PFU_nA



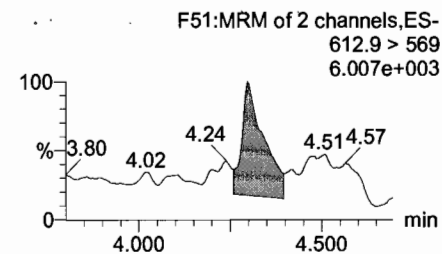
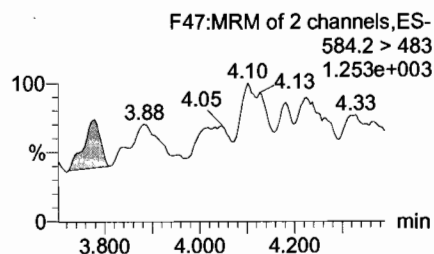
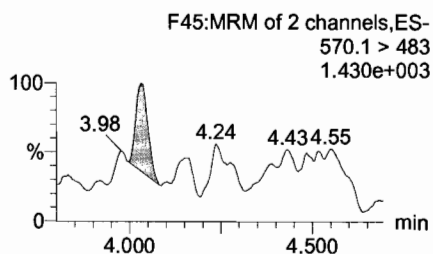
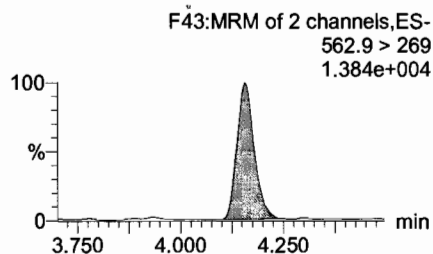
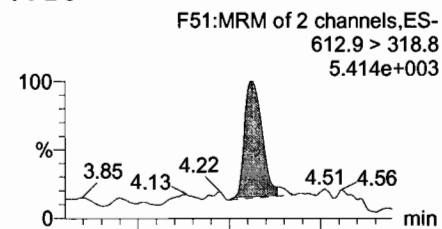
N-MeFOSAA



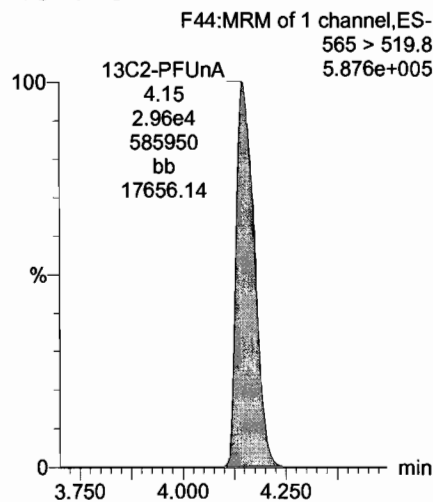
N-EtFOSAA



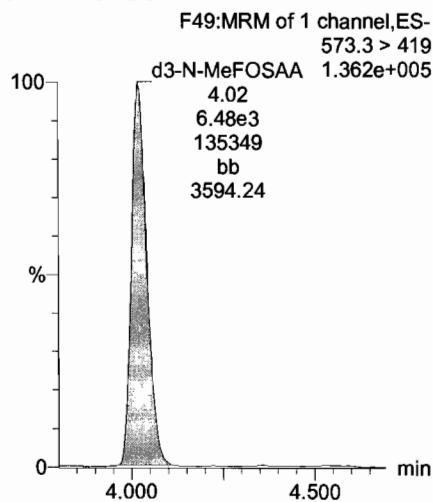
PFD_oA



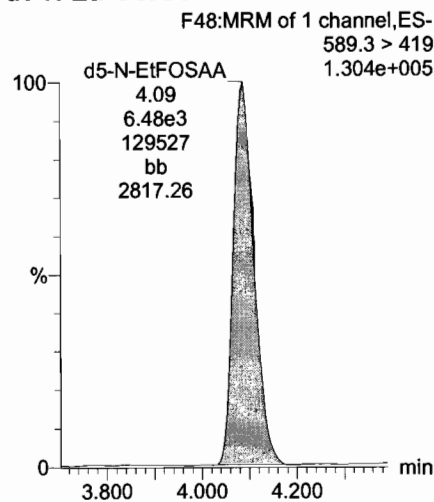
¹³C2-PFU_nA



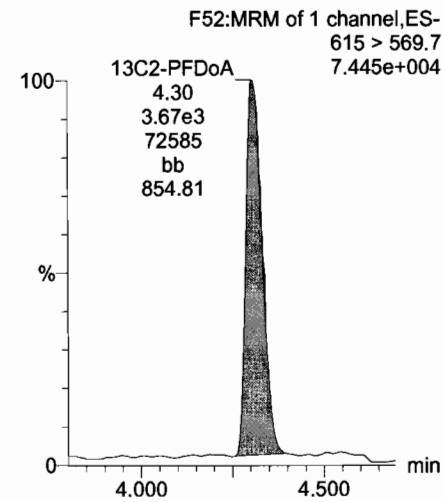
^{d3}-N-MeFOSAA



^{d5}-N-EtFOSAA



¹³C2-PFD_oA



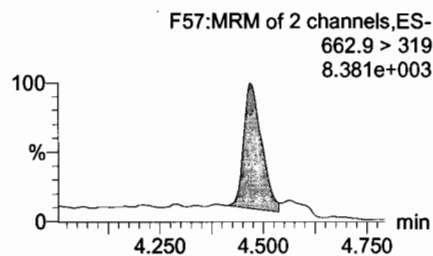
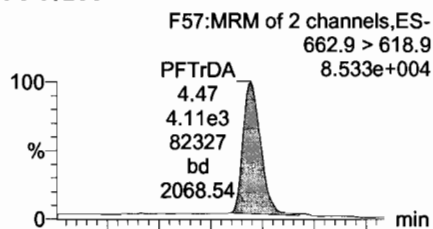
Dataset: U:\Q4.PRO\results\170710M3\170710M3-CRV.qld

Last Altered: Tuesday, July 11, 2017 08:36:22 Pacific Daylight Time

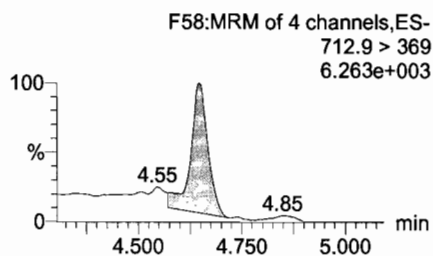
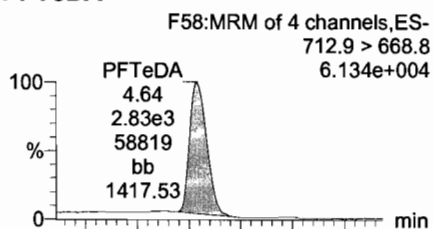
Printed: Tuesday, July 11, 2017 08:36:35 Pacific Daylight Time

Name: 170710M3_4, Date: 10-Jul-2017, Time: 16:56:56, ID: ST170710M3-3 PFC CS0 17G1005, Description: PFC CS0 17G1005


PFTrDA



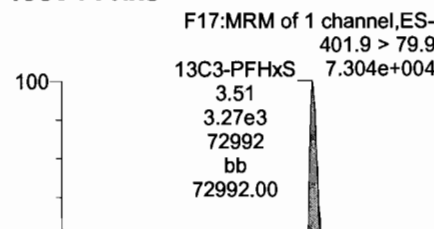
PFTeDA



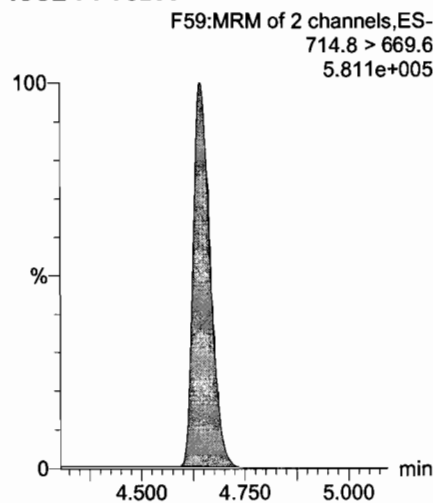
13C5-PFHxA



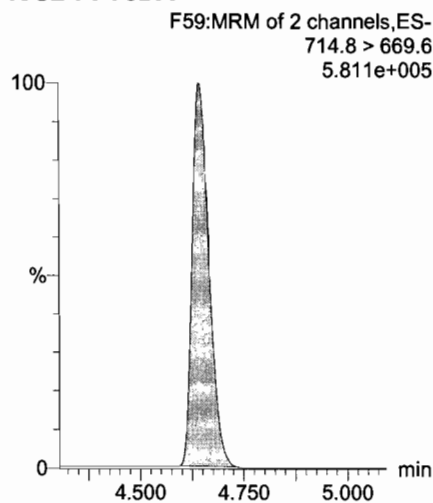
13C3-PFHxS



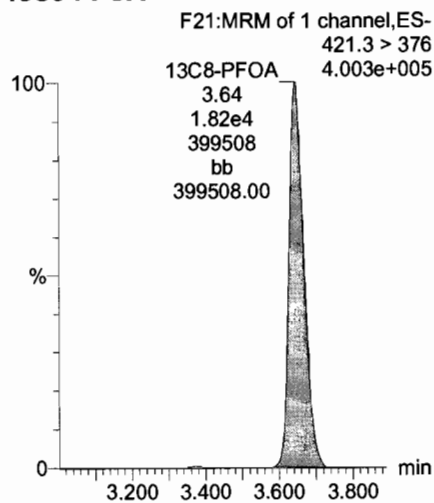
13C2-PFTeDA



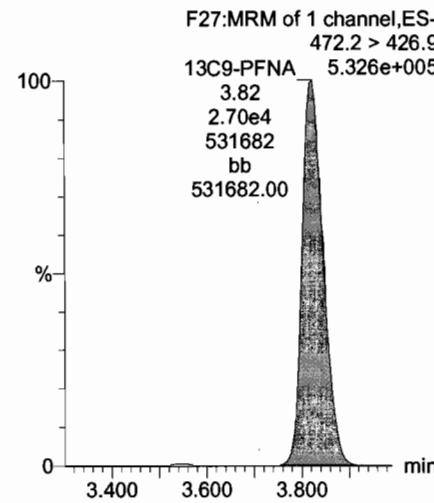
13C2-PFTeDA



13C8-PFOA



13C9-PFNA



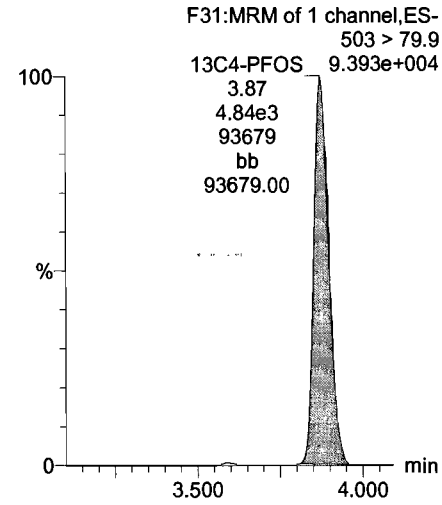
Dataset: U:\Q4.PRO\results\170710M3\170710M3-CRV.qld

Last Altered: Tuesday, July 11, 2017 08:36:22 Pacific Daylight Time

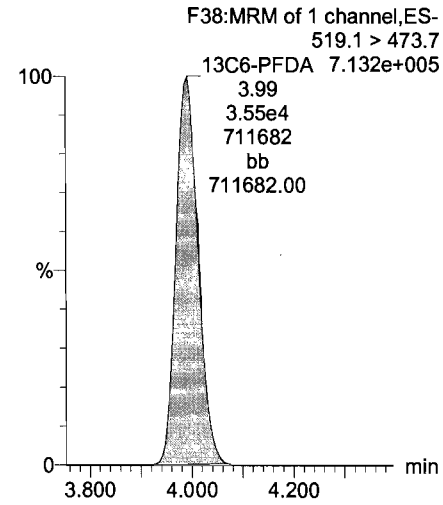
Printed: Tuesday, July 11, 2017 08:36:35 Pacific Daylight Time

Name: 170710M3_4, Date: 10-Jul-2017, Time: 16:56:56, ID: ST170710M3-3 PFC CS0 17G1005, Description: PFC CS0 17G1005

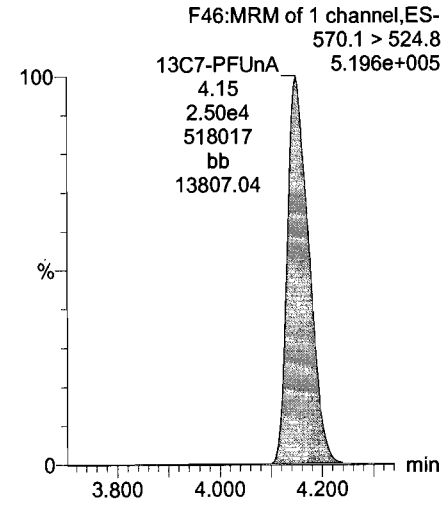
13C4-PFOS



13C6-PFDA



13C7-PFUnA



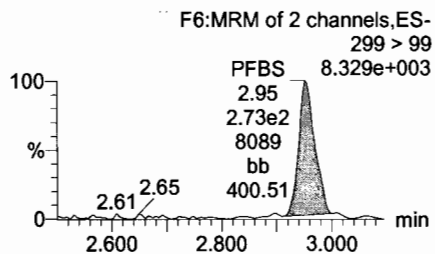
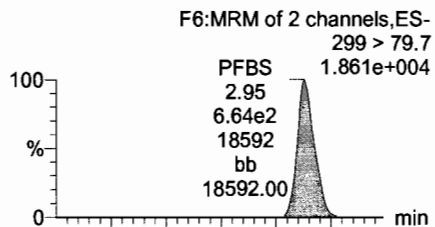
Dataset: U:\Q4.PRO\results\170710M3\170710M3-CRV.qld

Last Altered: Tuesday, July 11, 2017 08:36:22 Pacific Daylight Time

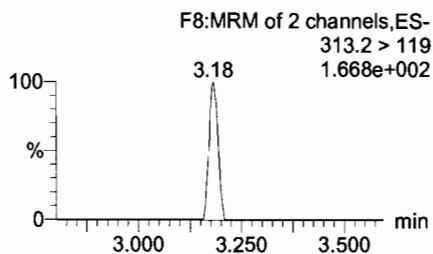
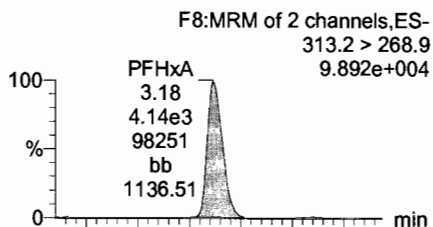
Printed: Tuesday, July 11, 2017 08:36:35 Pacific Daylight Time

Name: 170710M3_5, Date: 10-Jul-2017, Time: 17:07:35, ID: ST170710M3-4 PFC CS1 17G1006, Description: PFC CS1 17G1006

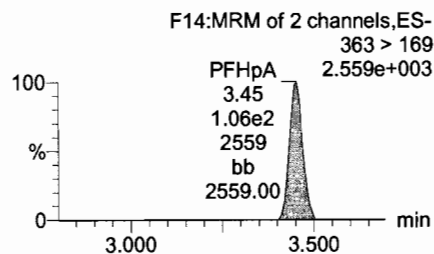
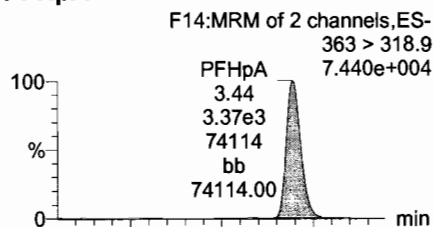
Total PFBS



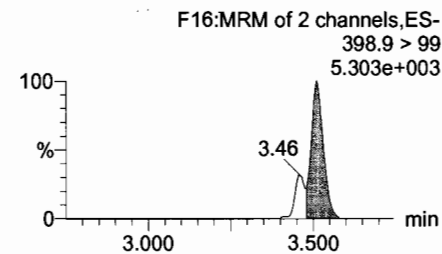
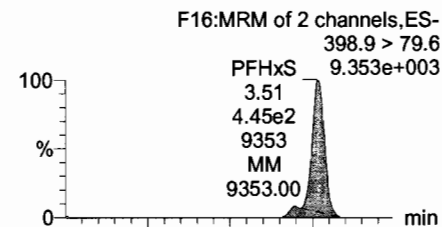
PFHxA



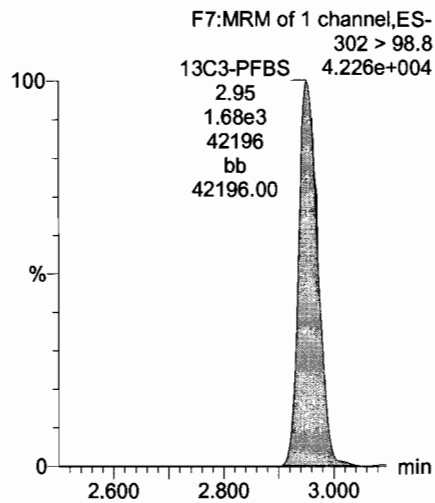
PFHpA



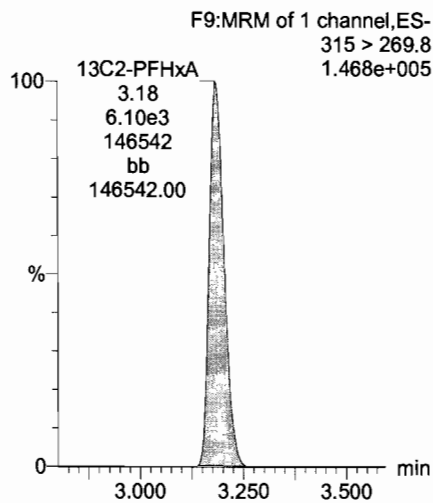
Total PFHxS



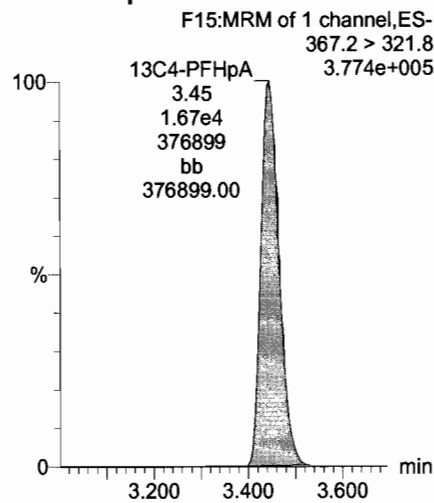
13C3-PFBS



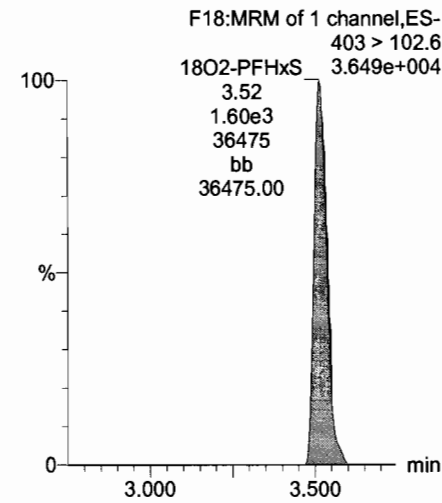
13C2-PFHxA



13C4-PFHpA



18O2-PFHxS



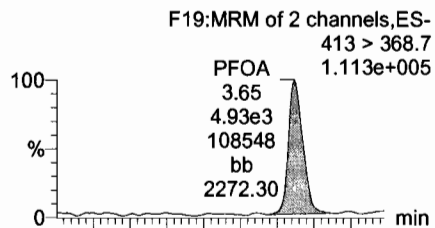
Dataset: U:\Q4.PRO\results\170710M3\170710M3-CRV.qld

Last Altered: Tuesday, July 11, 2017 08:36:22 Pacific Daylight Time

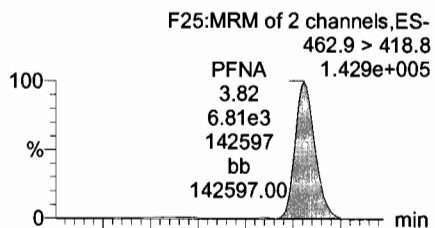
Printed: Tuesday, July 11, 2017 08:36:35 Pacific Daylight Time

Name: 170710M3_5, Date: 10-Jul-2017, Time: 17:07:35, ID: ST170710M3-4 PFC CS1 17G1006, Description: PFC CS1 17G1006

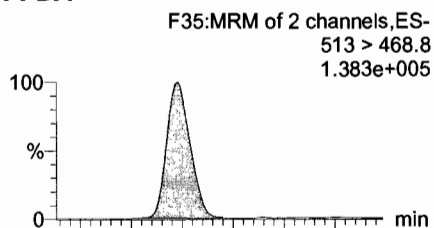
Total PFOA



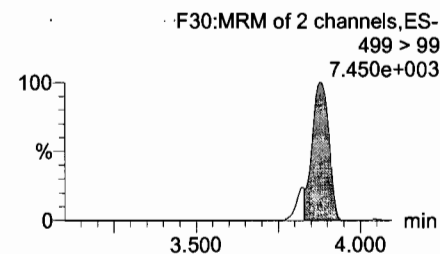
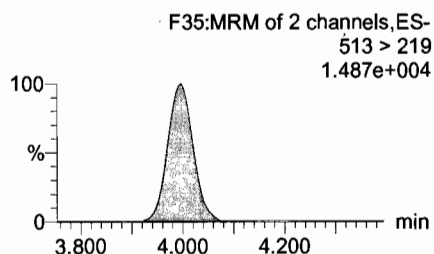
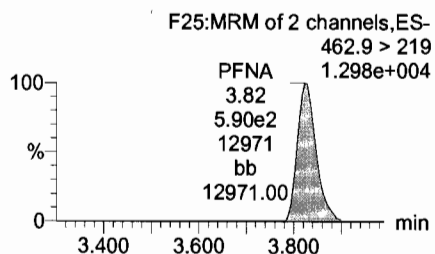
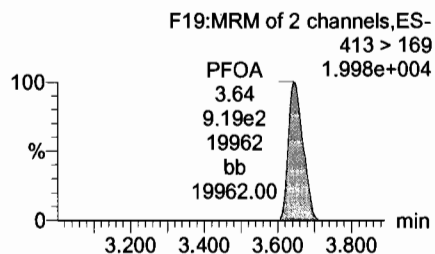
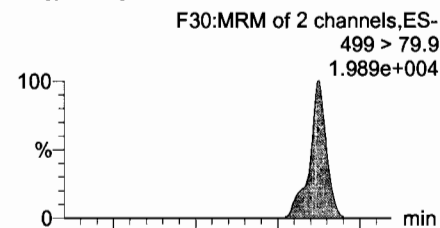
PFNA



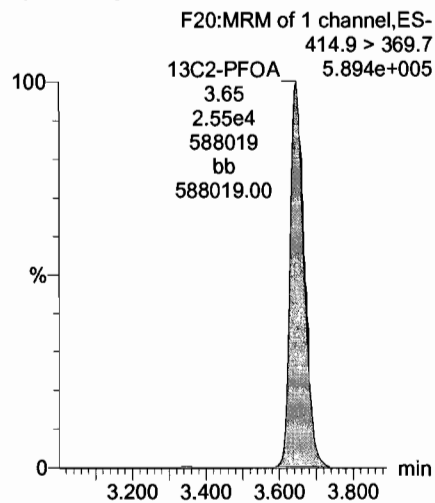
PFDA



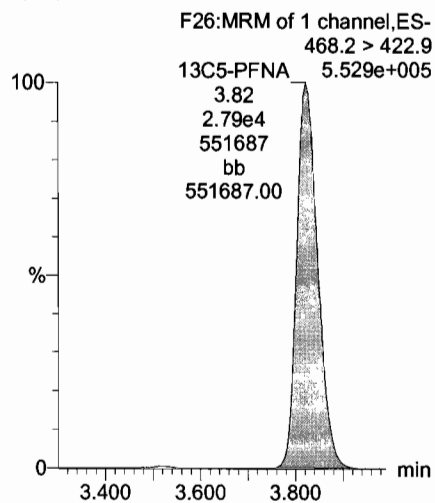
Total PFOS



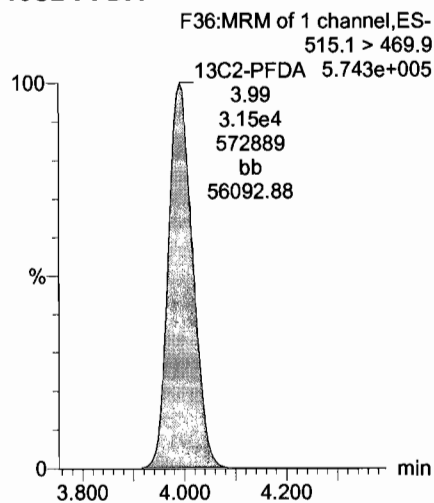
13C2-PFOA



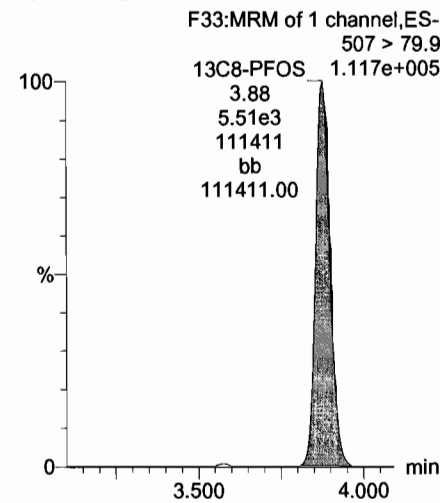
13C5-PFNA



13C2-PFDA



13C8-PFOS

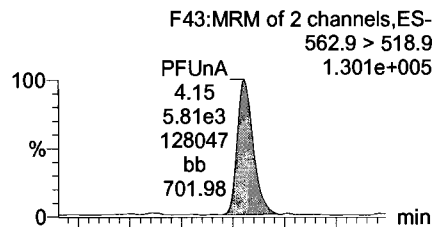


Dataset: U:\Q4.PRO\results\170710M3\170710M3-CRV.qld

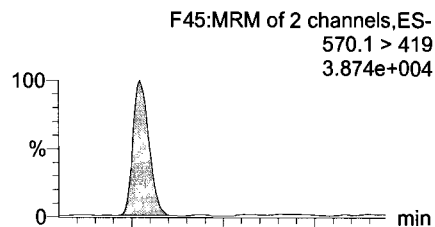
Last Altered: Tuesday, July 11, 2017 08:36:22 Pacific Daylight Time
Printed: Tuesday, July 11, 2017 08:36:35 Pacific Daylight Time

Name: 170710M3_5, Date: 10-Jul-2017, Time: 17:07:35, ID: ST170710M3-4 PFC CS1 17G1006, Description: PFC CS1 17G1006

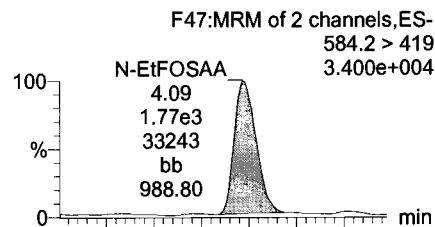
PFUnA



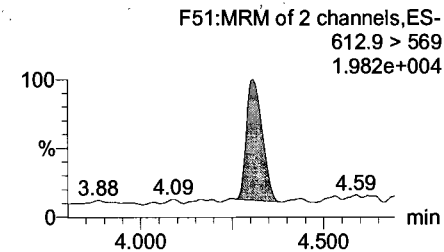
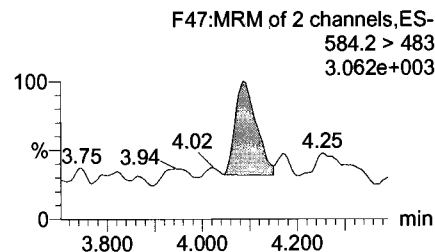
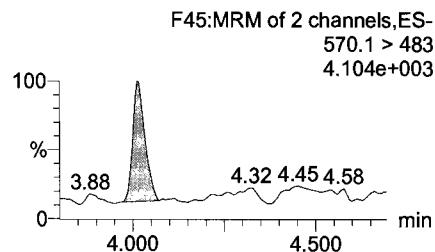
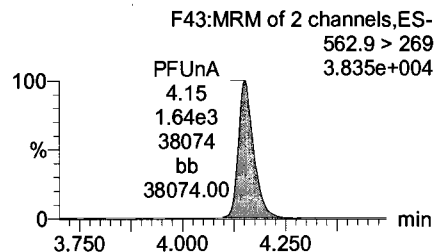
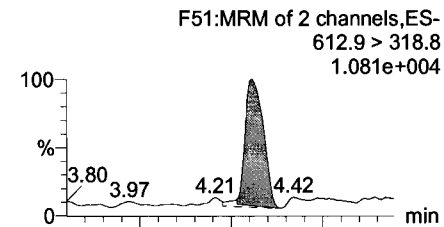
N-MeFOSAA



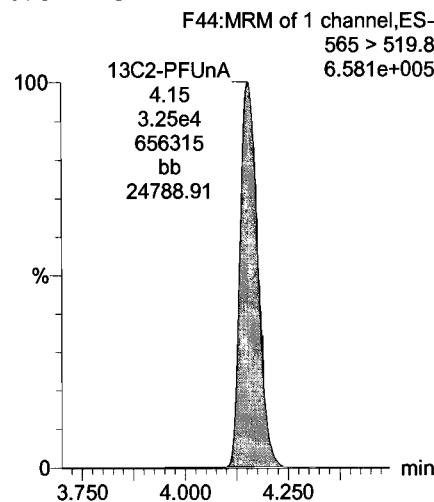
N-EtFOSAA



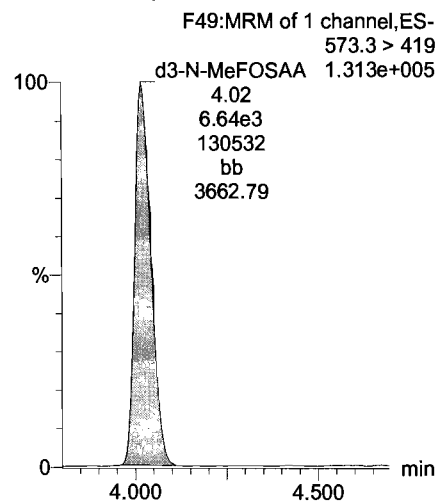
PFDoA



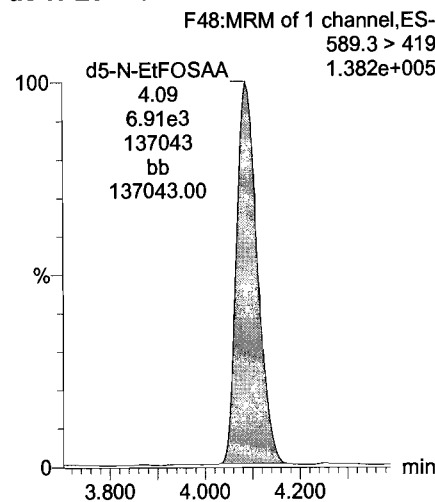
13C2-PFUnA



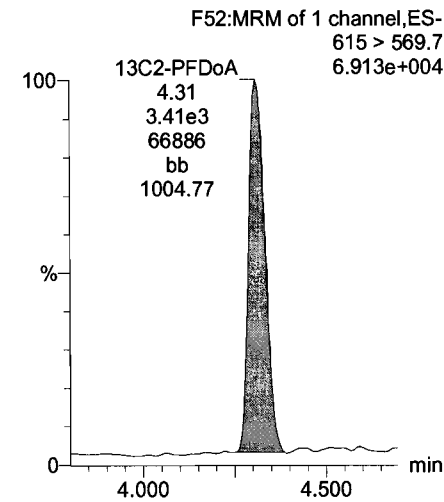
d3-N-MeFOSAA



d5-N-EtFOSAA



13C2-PFDoA



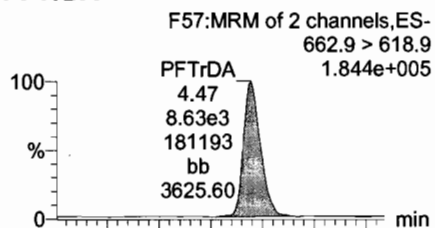
Dataset: U:\Q4.PRO\results\170710M3\170710M3-CRV.qld

Last Altered: Tuesday, July 11, 2017 08:36:22 Pacific Daylight Time

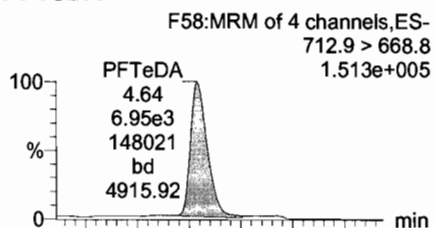
Printed: Tuesday, July 11, 2017 08:36:35 Pacific Daylight Time

Name: 170710M3_5, Date: 10-Jul-2017, Time: 17:07:35, ID: ST170710M3-4 PFC CS1 17G1006, Description: PFC CS1 17G1006

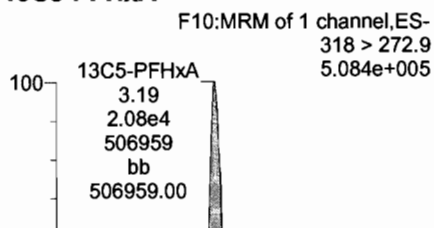
PFTrDA



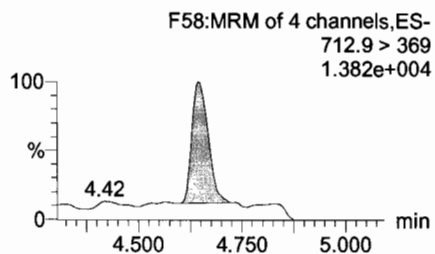
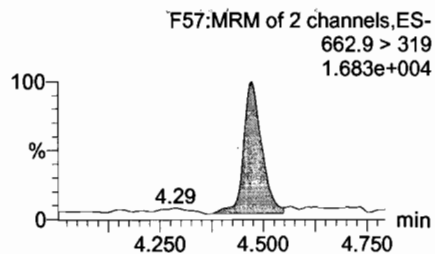
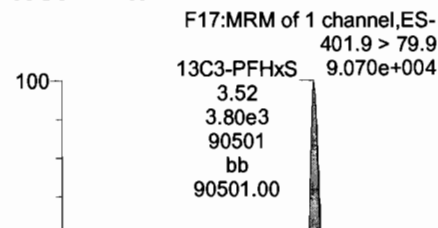
PFTeDA



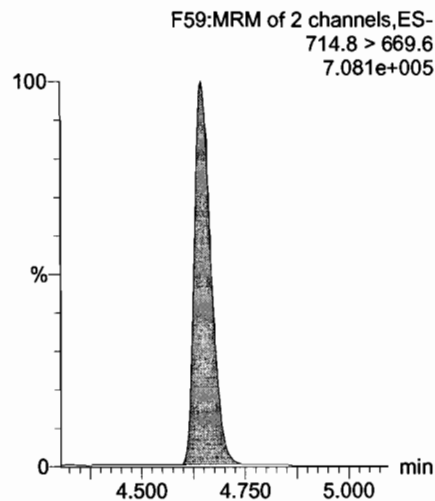
13C5-PFHxA



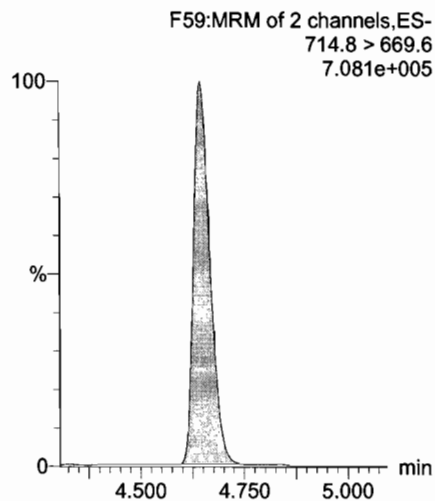
13C3-PFHxS



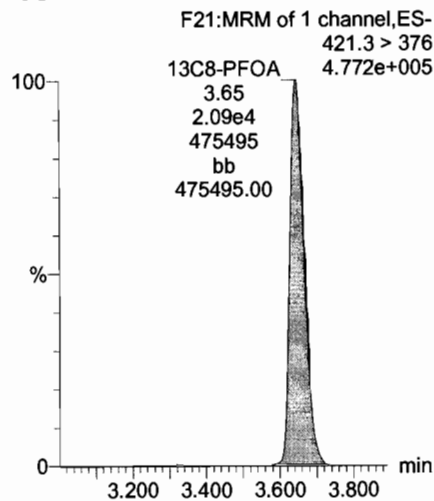
13C2-PFTeDA



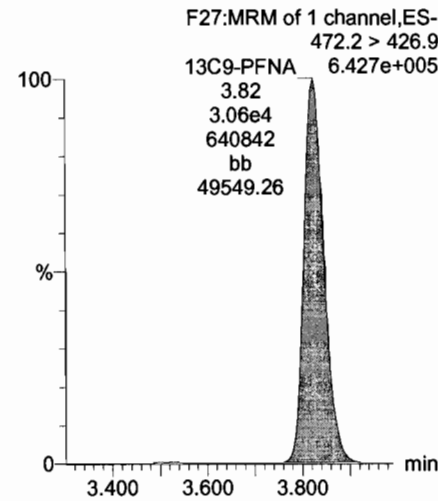
13C2-PFTeDA



13C8-PFOA



13C9-PFNA



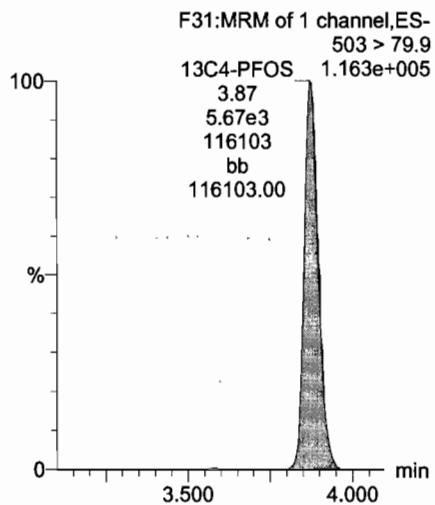
Dataset: U:\Q4.PRO\results\170710M3\170710M3-CRV.qld

Last Altered: Tuesday, July 11, 2017 08:36:22 Pacific Daylight Time

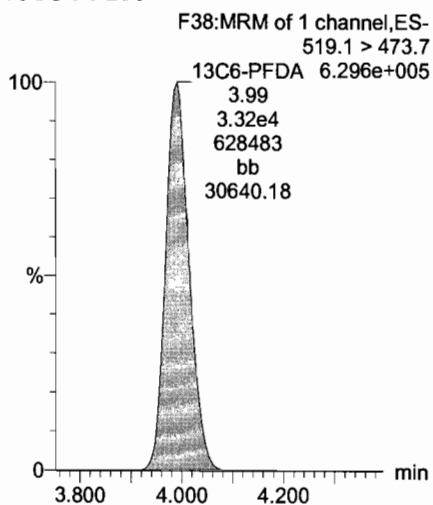
Printed: Tuesday, July 11, 2017 08:36:35 Pacific Daylight Time

Name: 170710M3_5, Date: 10-Jul-2017, Time: 17:07:35, ID: ST170710M3-4 PFC CS1 17G1006, Description: PFC CS1 17G1006

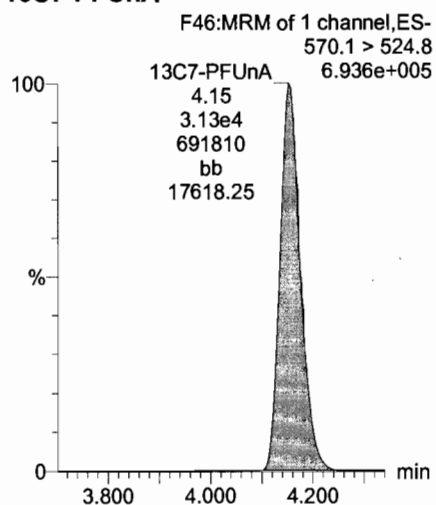
13C4-PFOS



13C6-PFDA



13C7-PFUnA



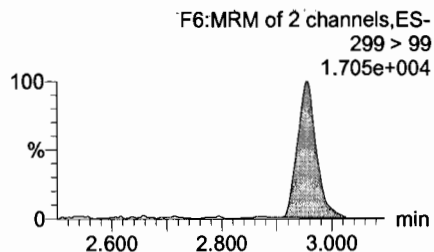
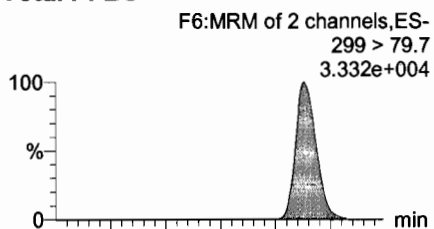
Dataset: U:\Q4.PRO\results\170710M3\170710M3-CRV.qld

Last Altered: Tuesday, July 11, 2017 08:36:22 Pacific Daylight Time

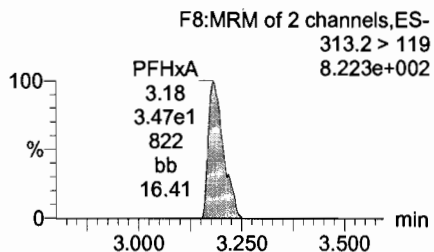
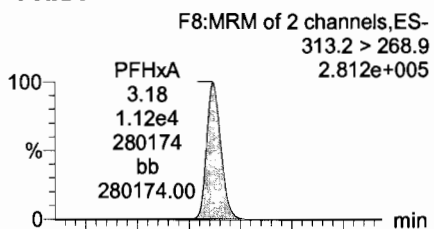
Printed: Tuesday, July 11, 2017 08:36:35 Pacific Daylight Time

Name: 170710M3_6, Date: 10-Jul-2017, Time: 17:18:21, ID: ST170710M3-5 PFC CS2 17G1007, Description: PFC CS2 17G1007

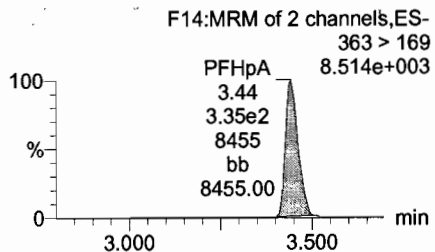
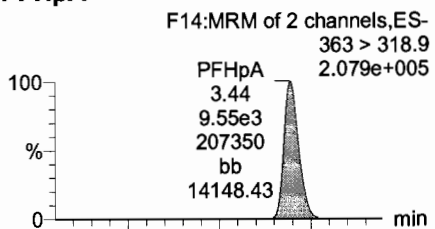
Total PFBS



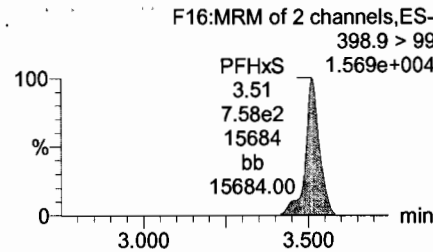
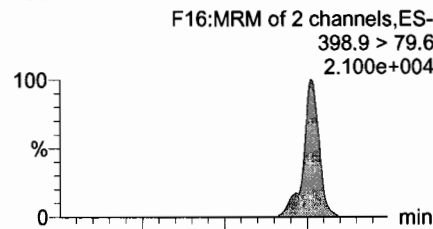
PFHxA



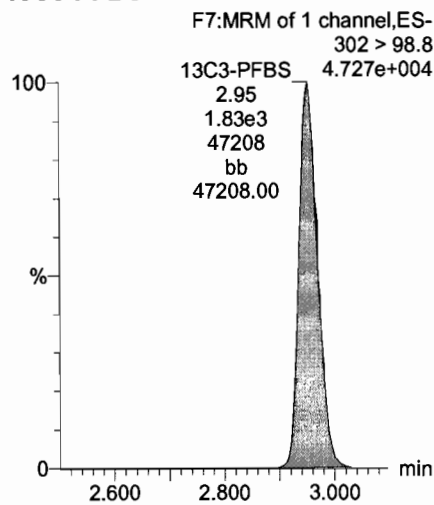
PFHpA



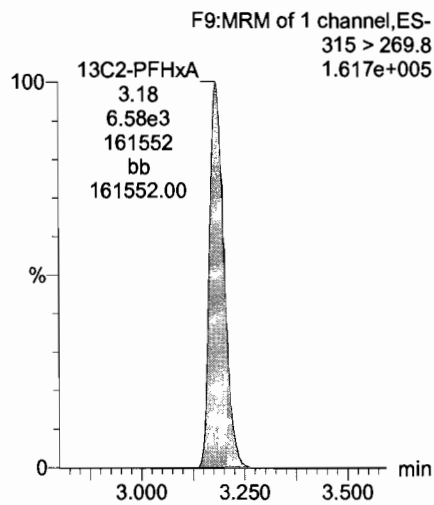
Total PFHxS



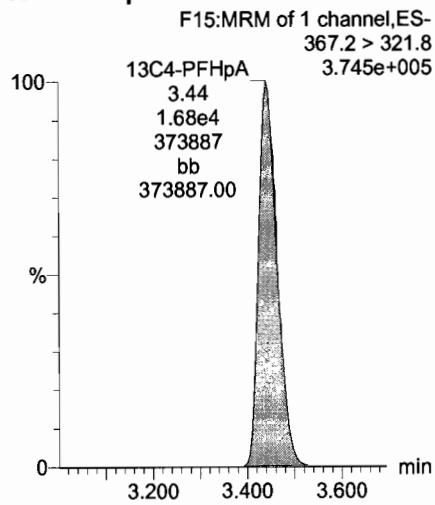
13C3-PFBS



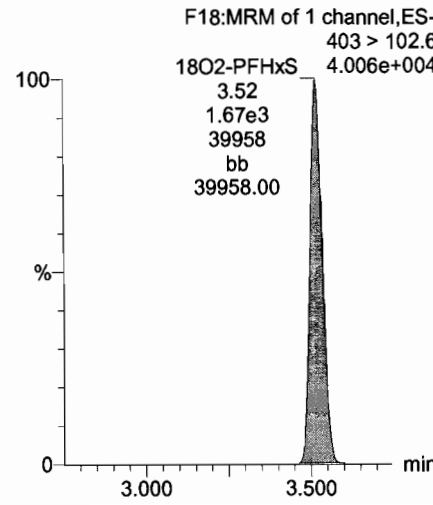
13C2-PFHxA



13C4-PFHpA



18O2-PFHxS



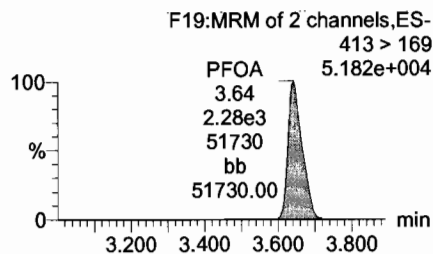
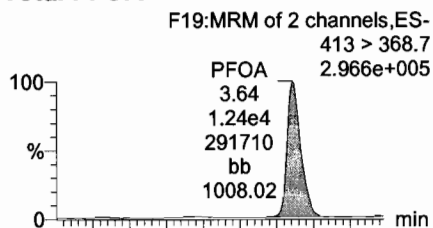
Dataset: U:\Q4.PRO\results\170710M3\170710M3-CRV.qld

Last Altered: Tuesday, July 11, 2017 08:36:22 Pacific Daylight Time

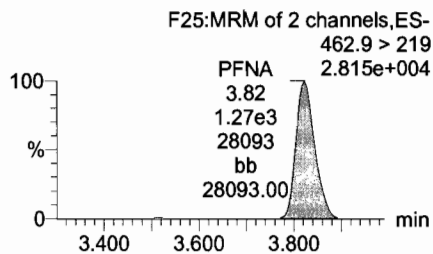
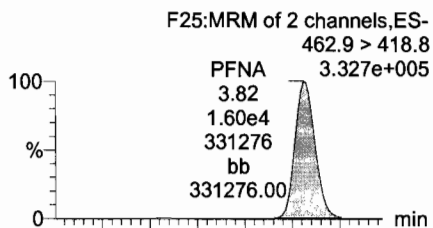
Printed: Tuesday, July 11, 2017 08:36:35 Pacific Daylight Time

Name: 170710M3_6, Date: 10-Jul-2017, Time: 17:18:21, ID: ST170710M3-5 PFC CS2 17G1007, Description: PFC CS2 17G1007

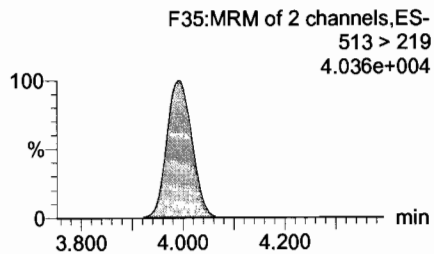
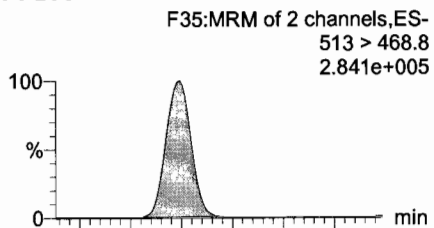
Total PFOA



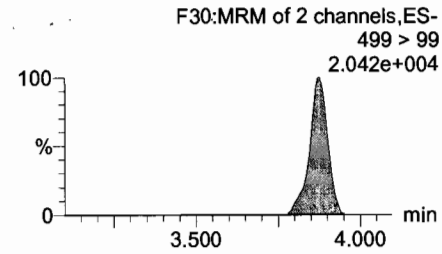
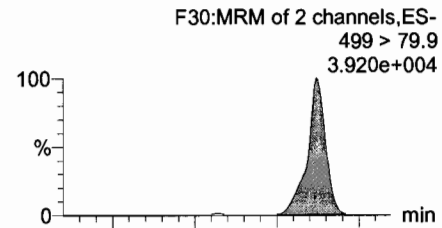
PFNA



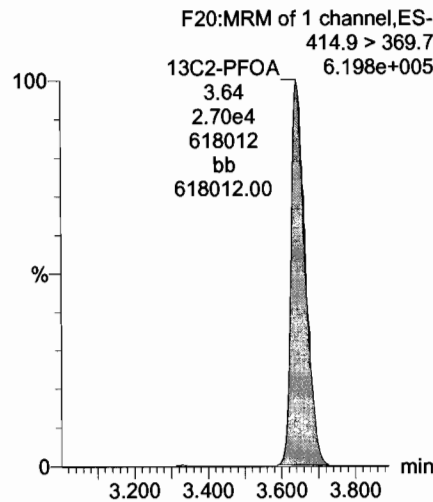
PFDA



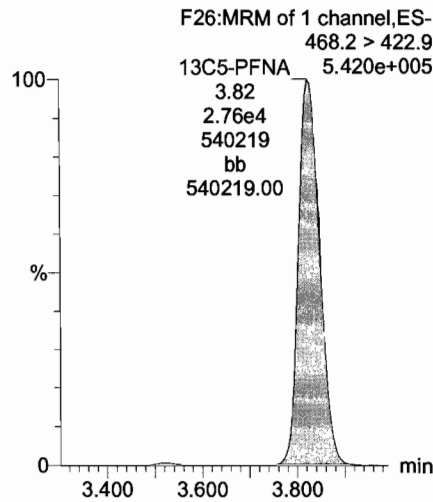
Total PFOS



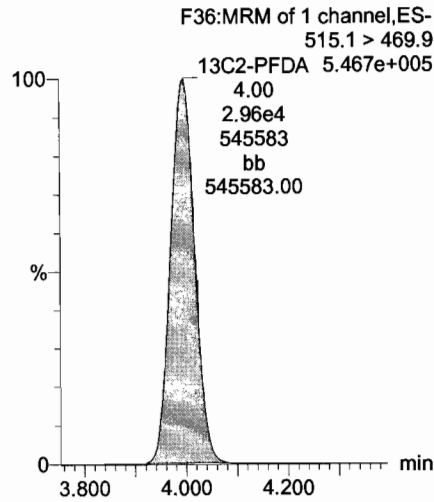
13C2-PFOA



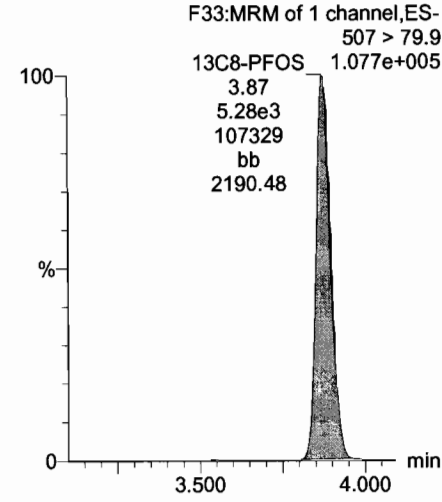
13C5-PFNA



13C2-PFDA



13C8-PFOS

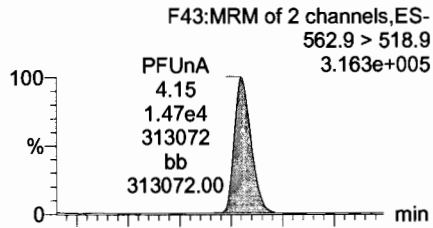


Dataset: U:\Q4.PRO\results\170710M3\170710M3-CRV.qld

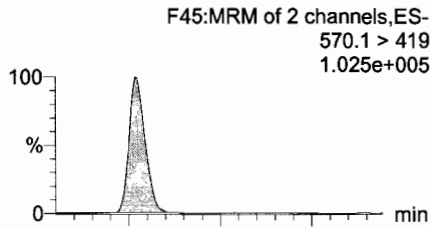
Last Altered: Tuesday, July 11, 2017 08:36:22 Pacific Daylight Time
Printed: Tuesday, July 11, 2017 08:36:35 Pacific Daylight Time

Name: 170710M3_6, Date: 10-Jul-2017, Time: 17:18:21, ID: ST170710M3-5 PFC CS2 17G1007, Description: PFC CS2 17G1007

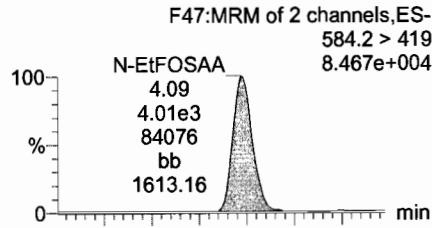
PFUnA



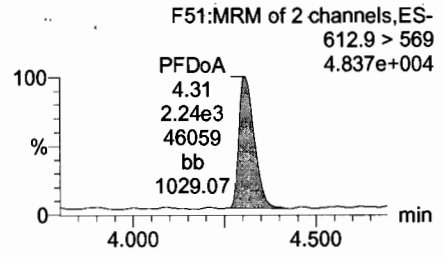
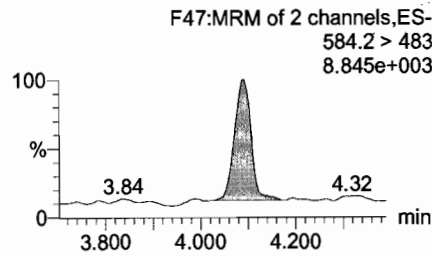
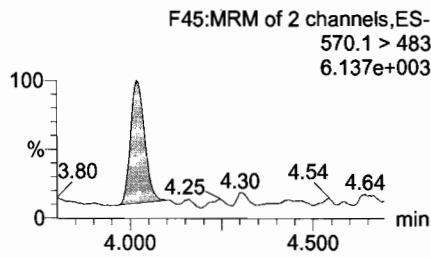
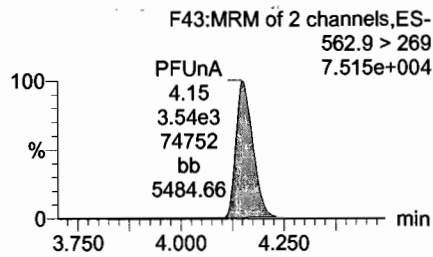
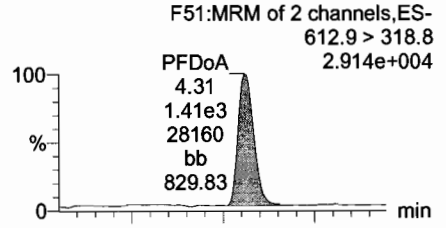
N-MeFOSAA



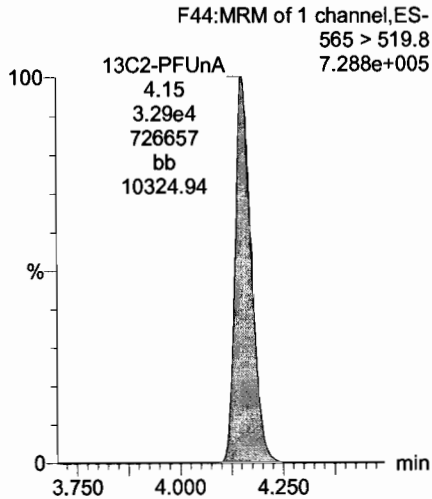
N-EtFOSAA



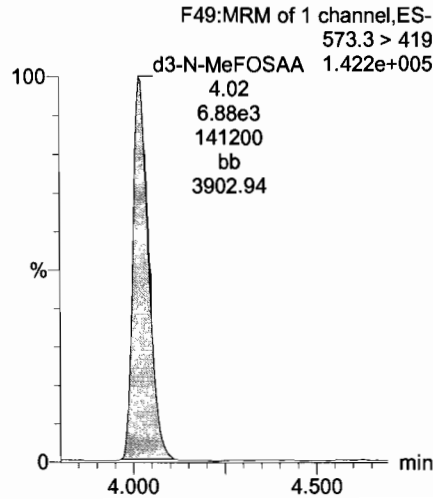
PFDoA



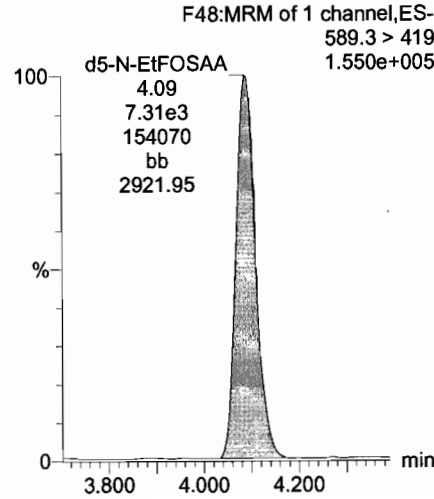
13C2-PFUnA



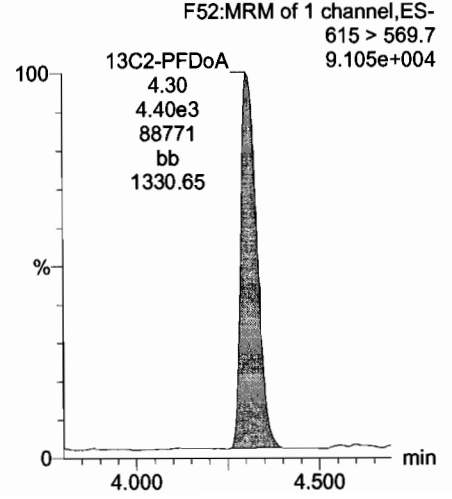
d3-N-MeFOSAA



d5-N-EtFOSAA



13C2-PFDoA

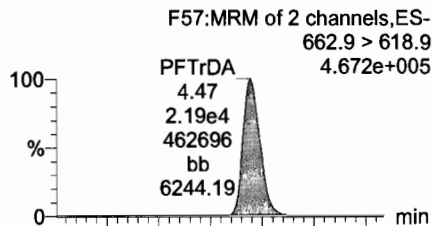


Dataset: U:\Q4.PRO\results\170710M3\170710M3-CRV.qld

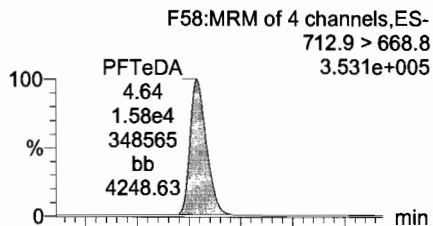
Last Altered: Tuesday, July 11, 2017 08:36:22 Pacific Daylight Time
Printed: Tuesday, July 11, 2017 08:36:35 Pacific Daylight Time

Name: 170710M3_6, Date: 10-Jul-2017, Time: 17:18:21, ID: ST170710M3-5 PFC CS2 17G1007, Description: PFC CS2 17G1007


PFTTrDA



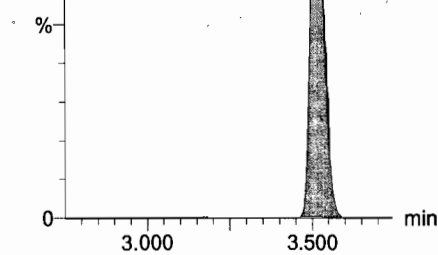
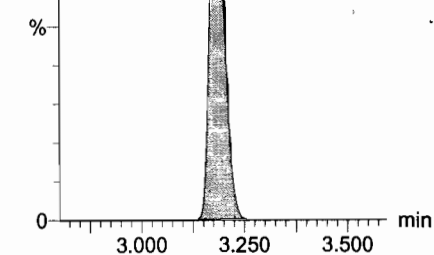
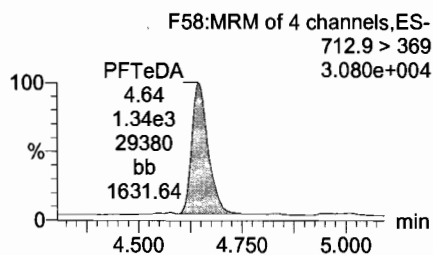
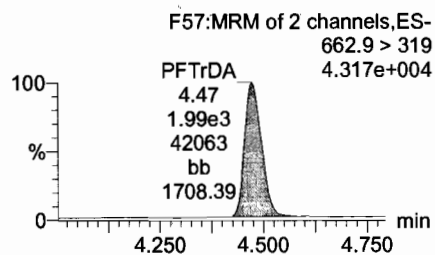
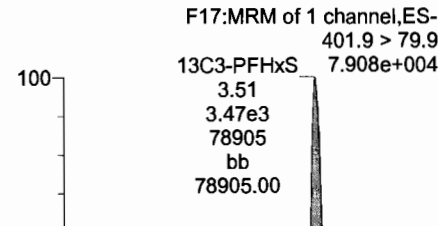
PFTeDA



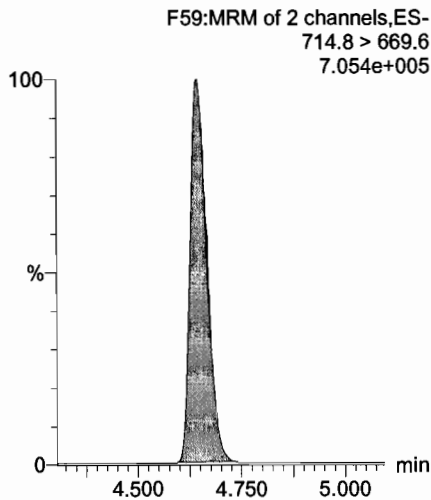
13C5-PFHxA



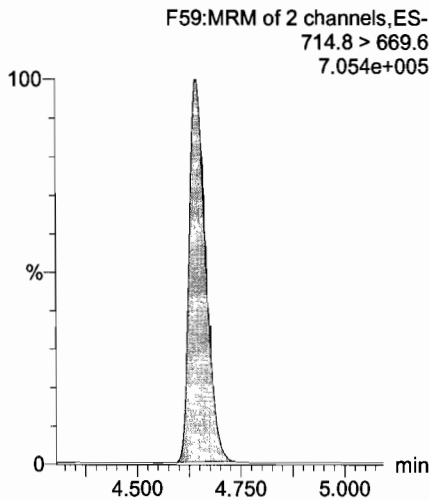
13C3-PFHxS



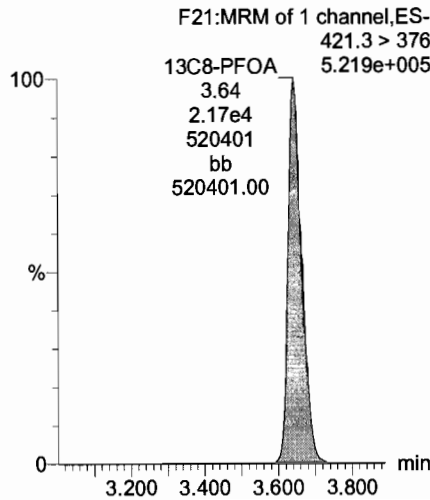
13C2-PFTeDA



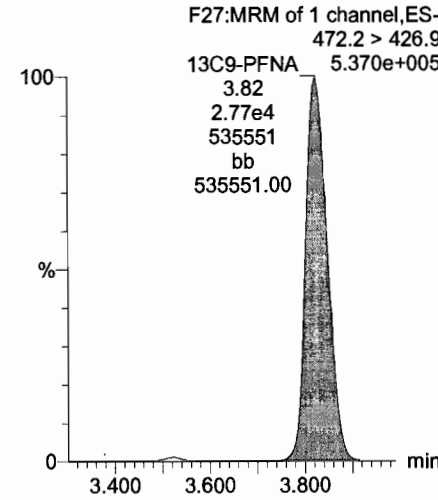
13C2-PFTeDA



13C8-PFOA



13C9-PFNA



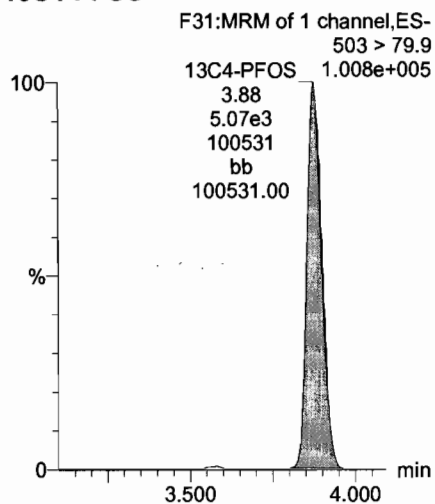
Dataset: U:\Q4.PRO\results\170710M3\170710M3-CRV.qld

Last Altered: Tuesday, July 11, 2017 08:36:22 Pacific Daylight Time

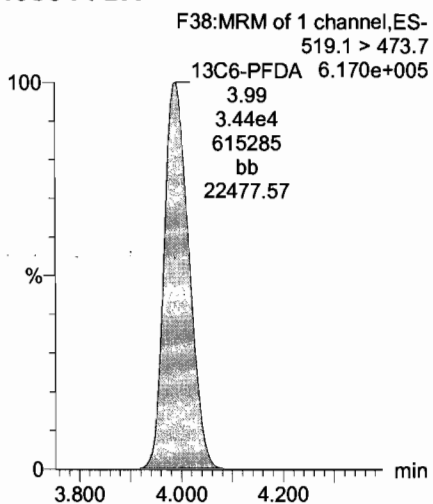
Printed: Tuesday, July 11, 2017 08:36:35 Pacific Daylight Time

Name: 170710M3_6, Date: 10-Jul-2017, Time: 17:18:21, ID: ST170710M3-5 PFC CS2 17G1007, Description: PFC CS2 17G1007

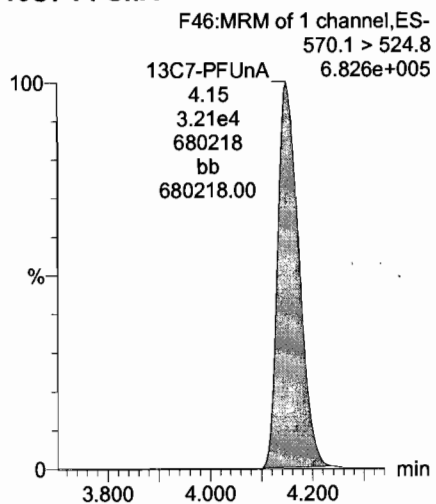
13C4-PFOS



13C6-PFDA



13C7-PFUnA

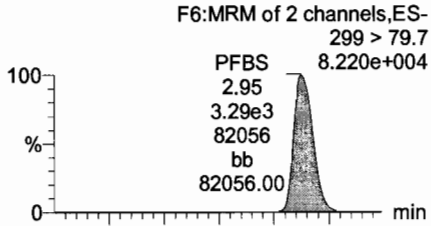


Dataset: U:\Q4.PRO\results\170710M3\170710M3-CRV.qld

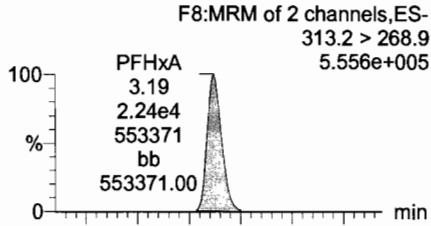
Last Altered: Tuesday, July 11, 2017 08:36:22 Pacific Daylight Time
Printed: Tuesday, July 11, 2017 08:36:35 Pacific Daylight Time

Name: 170710M3_7, Date: 10-Jul-2017, Time: 17:28:59, ID: ST170710M3-6 PFC CS3 17G1008, Description: PFC CS3 17G1008

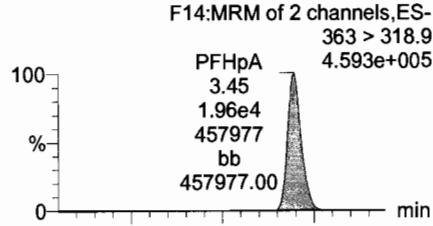
Total PFBS



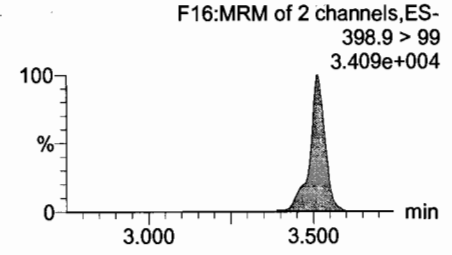
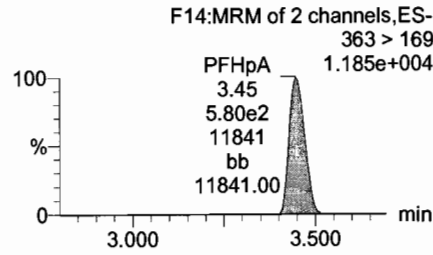
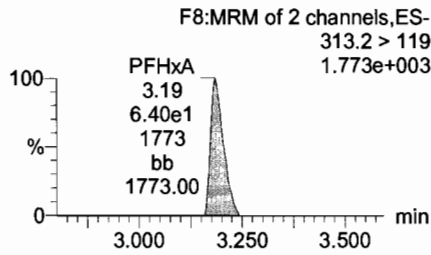
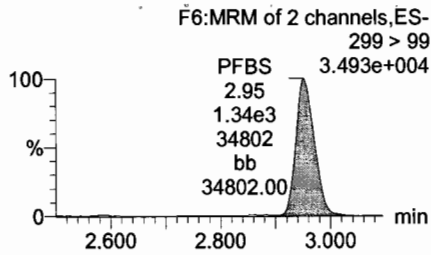
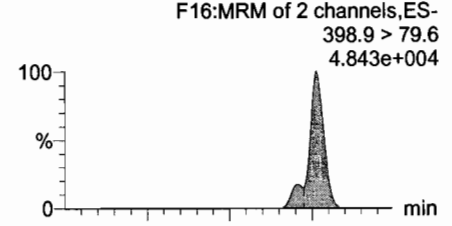
PFHxA



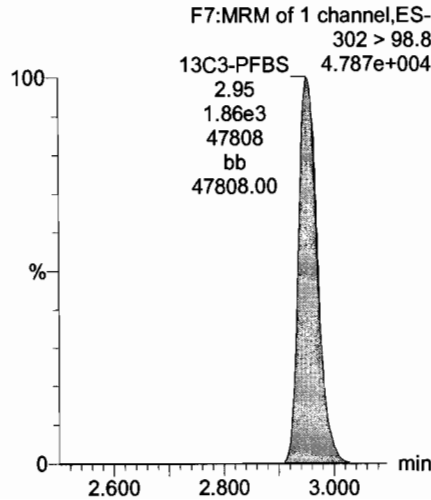
PFHpA



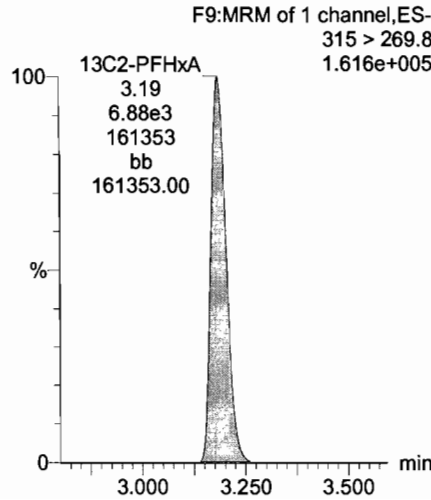
Total PFHxS



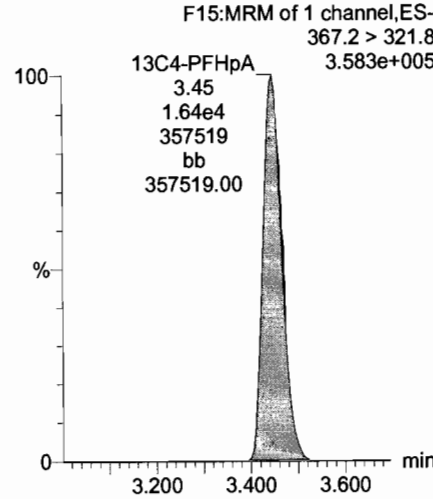
13C3-PFBS



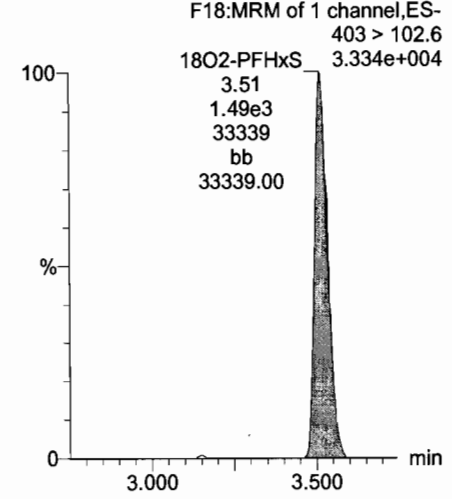
13C2-PFHxA



13C4-PFHpA



18O2-PFHxS

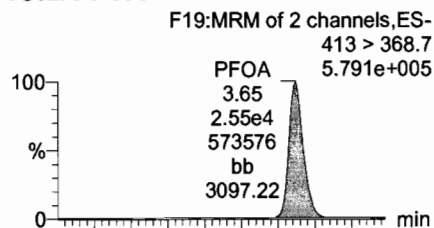


Dataset: U:\Q4.PRO\results\170710M3\170710M3-CRV.qld

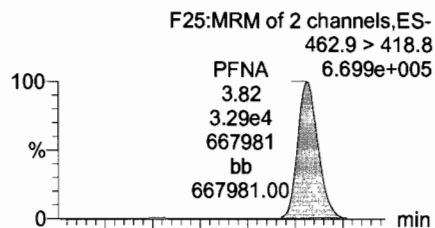
Last Altered: Tuesday, July 11, 2017 08:36:22 Pacific Daylight Time
Printed: Tuesday, July 11, 2017 08:36:35 Pacific Daylight Time

Name: 170710M3_7, Date: 10-Jul-2017, Time: 17:28:59, ID: ST170710M3-6 PFC CS3 17G1008, Description: PFC CS3 17G1008

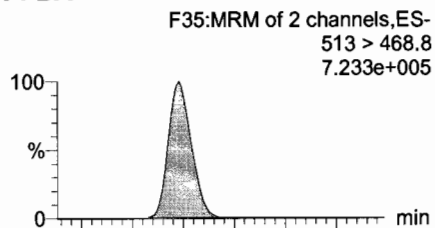
Total PFOA



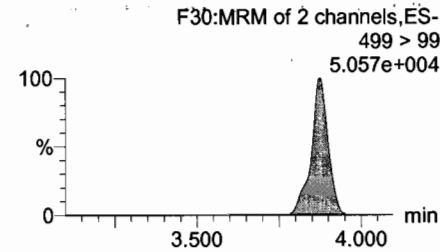
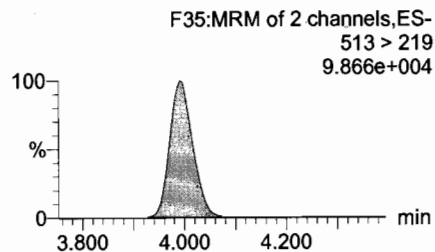
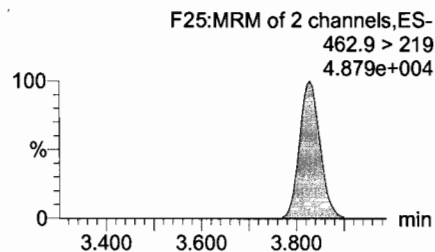
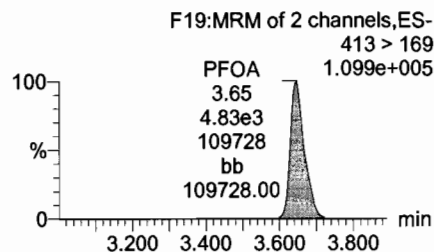
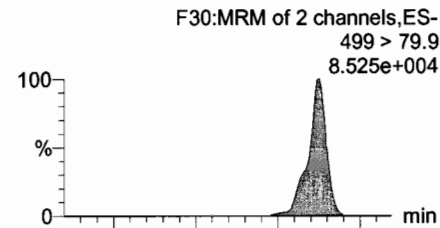
PFNA



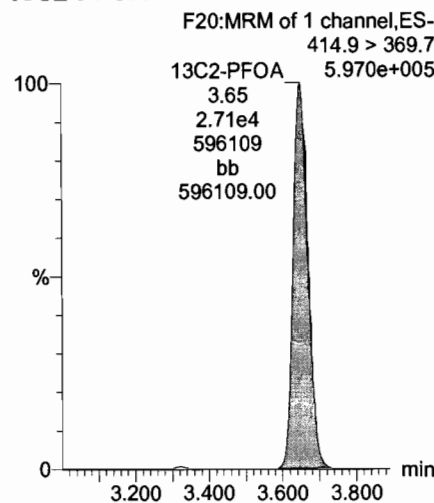
PFDA



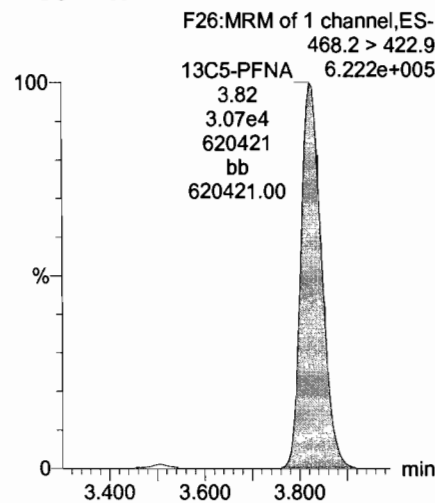
Total PFOS



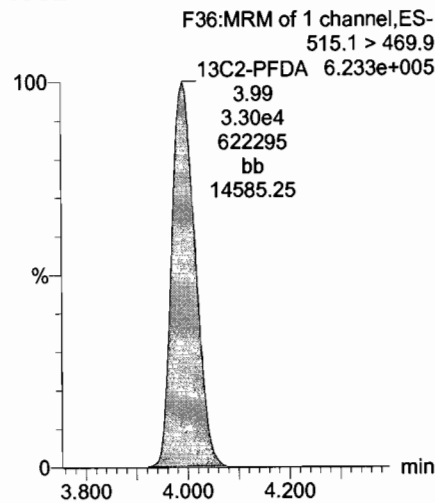
13C2-PFOA



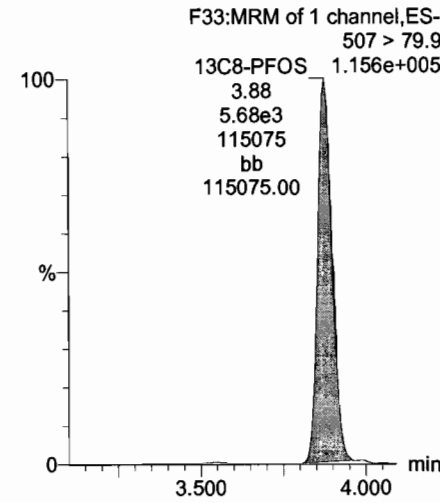
13C5-PFNA



13C2-PFDA



13C8-PFOS



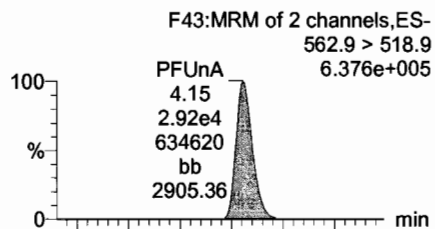
Dataset: U:\Q4.PRO\results\170710M3\170710M3-CRV.qld

Last Altered: Tuesday, July 11, 2017 08:36:22 Pacific Daylight Time

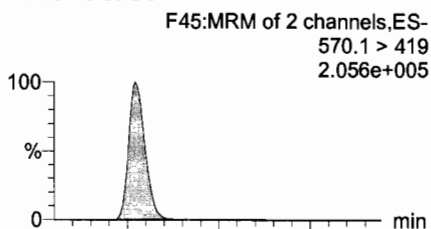
Printed: Tuesday, July 11, 2017 08:36:35 Pacific Daylight Time

Name: 170710M3_7, Date: 10-Jul-2017, Time: 17:28:59, ID: ST170710M3-6 PFC CS3 17G1008, Description: PFC CS3 17G1008

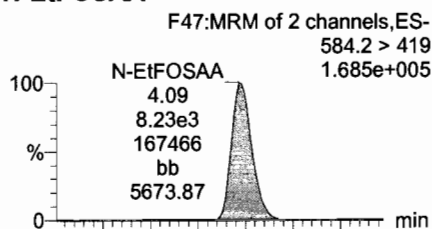
PFUnA



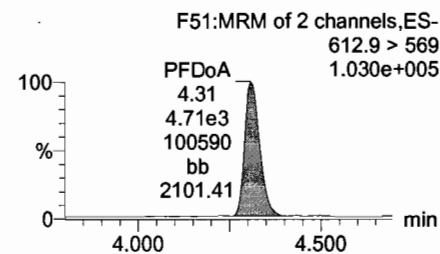
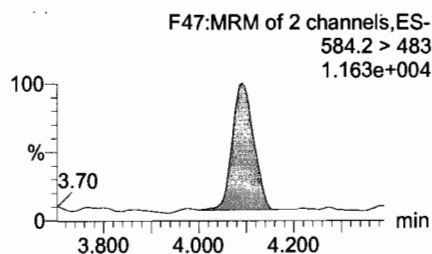
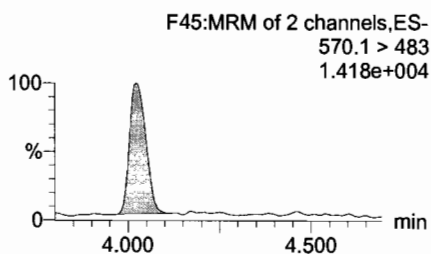
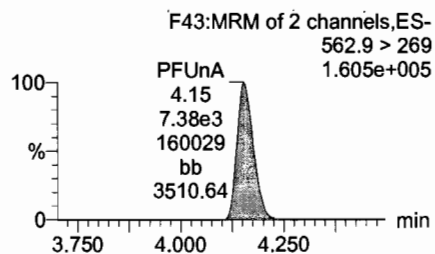
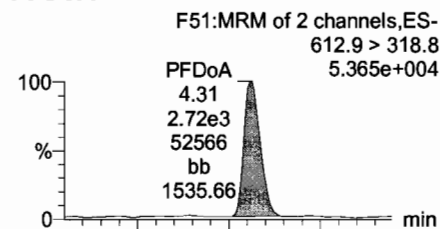
N-MeFOSAA



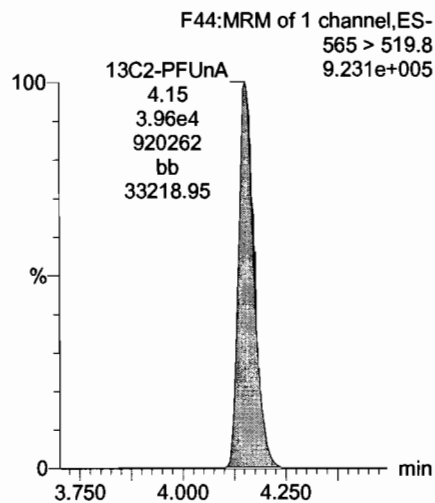
N-EtFOSAA



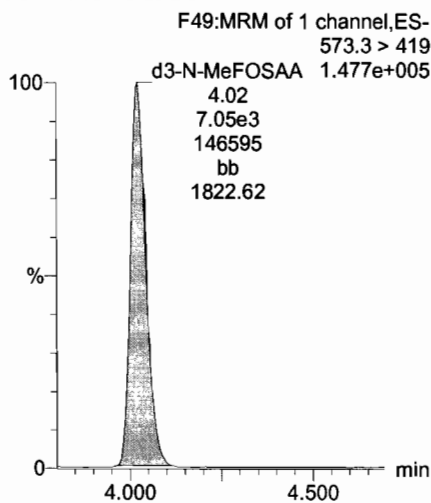
PFDoA



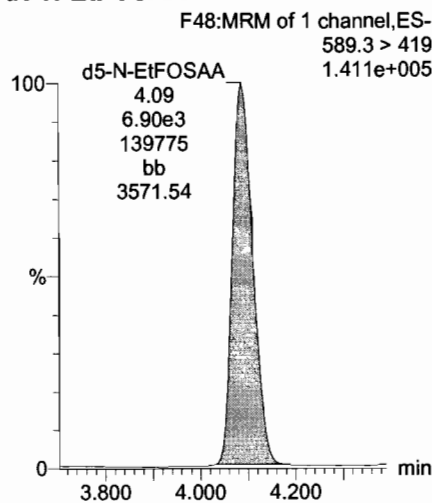
13C2-PFUnA



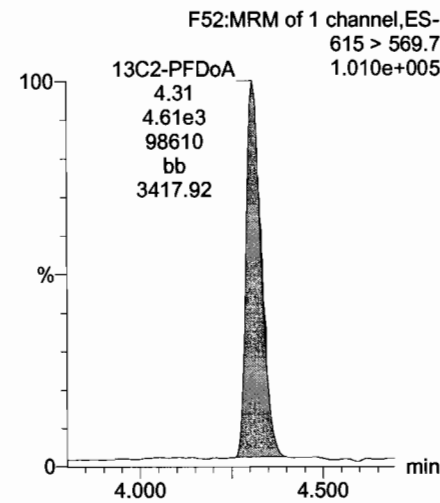
d3-N-MeFOSAA



d5-N-EtFOSAA



13C2-PFDoA



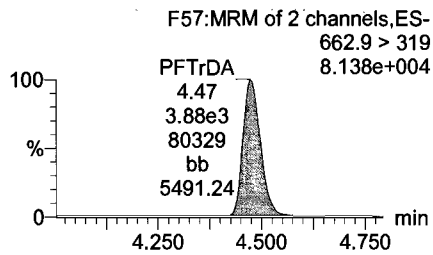
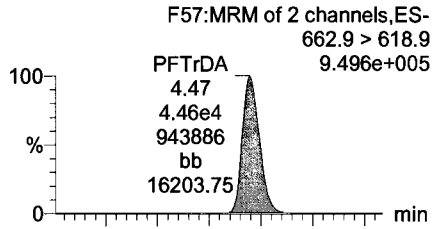
Dataset: U:\Q4.PRO\results\170710M3\170710M3-CRV.qld

Last Altered: Tuesday, July 11, 2017 08:36:22 Pacific Daylight Time

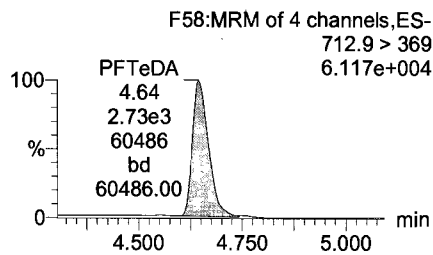
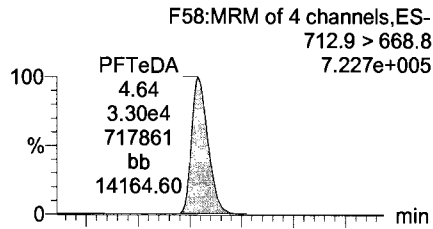
Printed: Tuesday, July 11, 2017 08:36:35 Pacific Daylight Time

Name: 170710M3_7, Date: 10-Jul-2017, Time: 17:28:59, ID: ST170710M3-6 PFC CS3 17G1008, Description: PFC CS3 17G1008

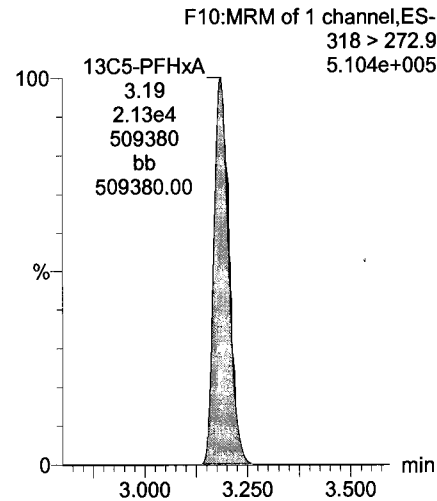
PFTTrDA



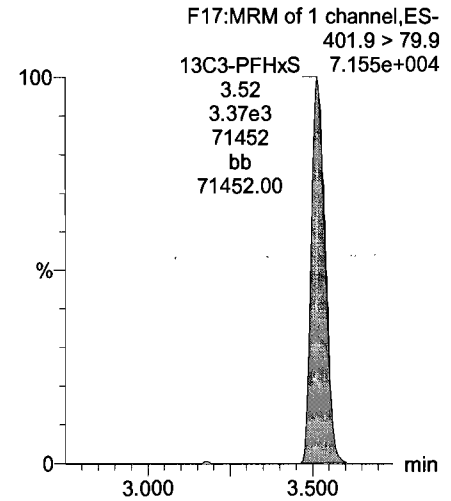
PFTeDA



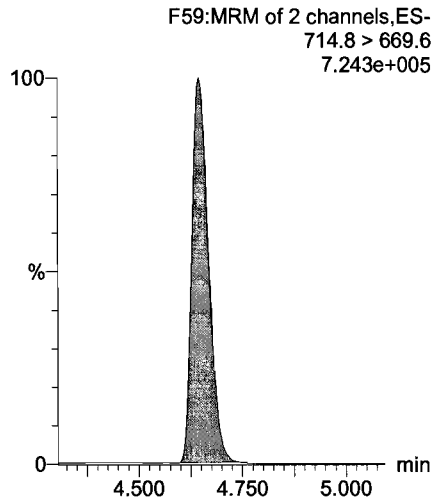
13C5-PFHxA



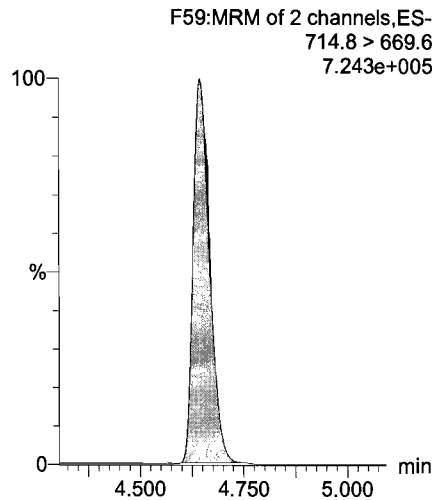
13C3-PFHxS



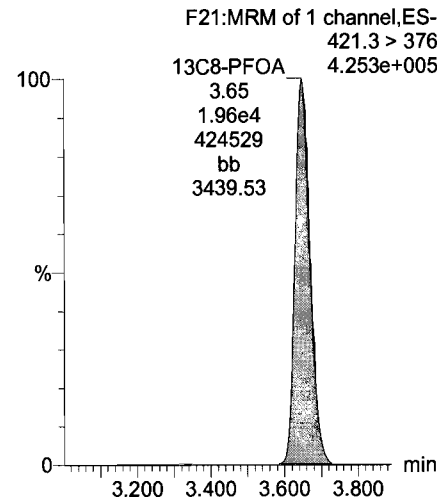
13C2-PFTeDA



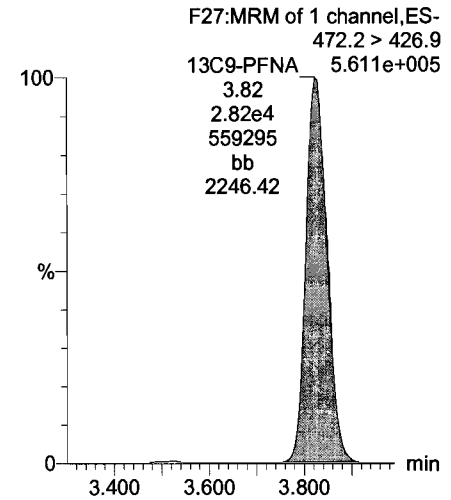
13C2-PFTeDA



13C8-PFOA



13C9-PFNA



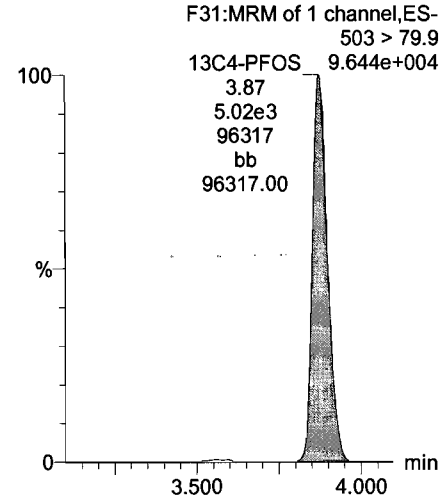
Dataset: U:\Q4.PRO\results\170710M3\170710M3-CRV.qld

Last Altered: Tuesday, July 11, 2017 08:36:22 Pacific Daylight Time

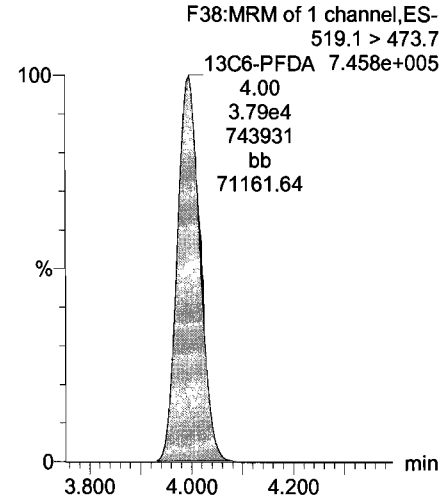
Printed: Tuesday, July 11, 2017 08:36:35 Pacific Daylight Time

Name: 170710M3_7, Date: 10-Jul-2017, Time: 17:28:59, ID: ST170710M3-6 PFC CS3 17G1008, Description: PFC CS3 17G1008

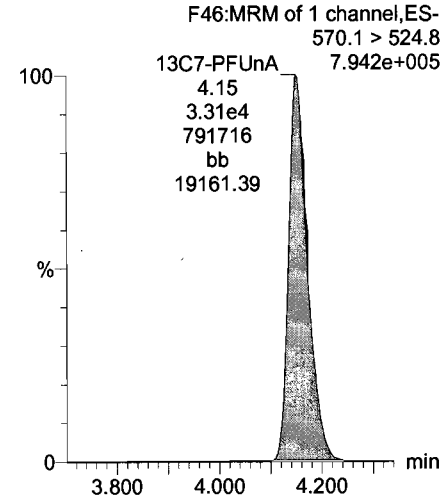
13C4-PFOS



13C6-PFDA



13C7-PFUnA

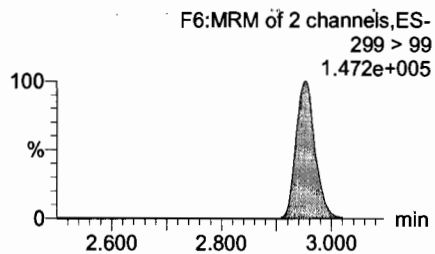
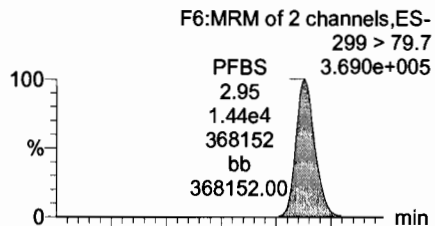


Dataset: U:\Q4.PRO\results\170710M3\170710M3-CRV.qld

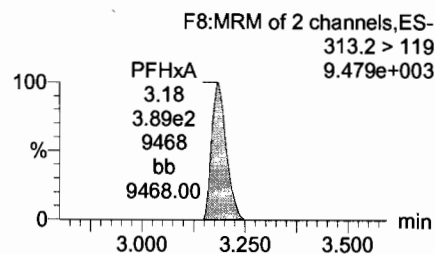
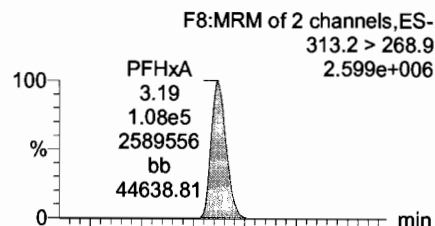
Last Altered: Tuesday, July 11, 2017 08:36:22 Pacific Daylight Time
Printed: Tuesday, July 11, 2017 08:36:35 Pacific Daylight Time

Name: 170710M3_8, Date: 10-Jul-2017, Time: 17:39:46, ID: ST170710M3-7 PFC CS4 17G1009, Description: PFC CS4 17G1009

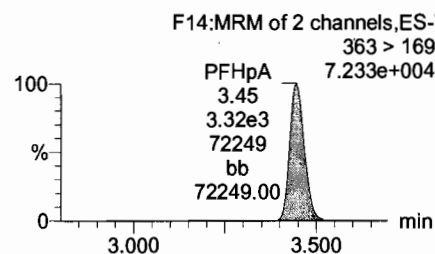
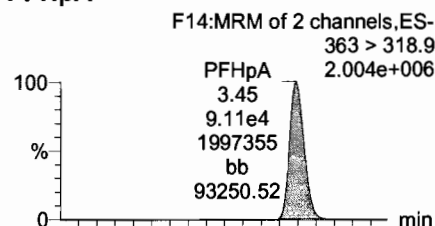
Total PFBS



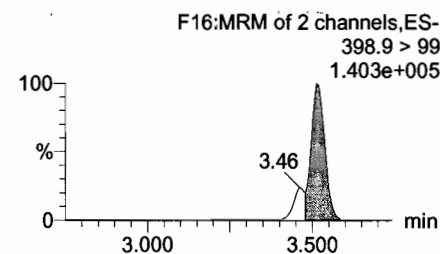
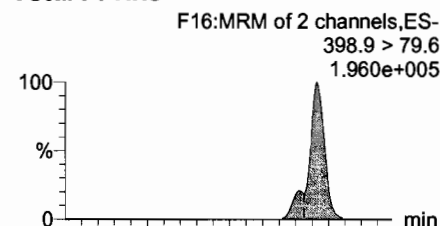
PFHxA



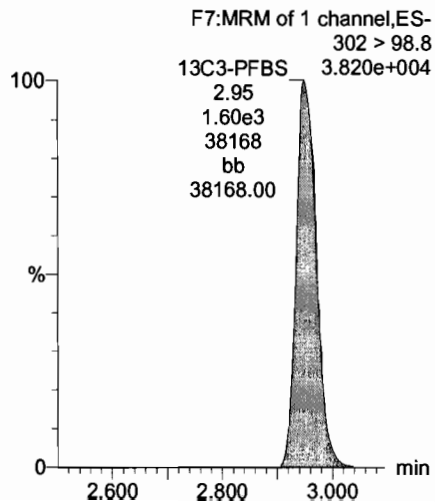
PFHpA



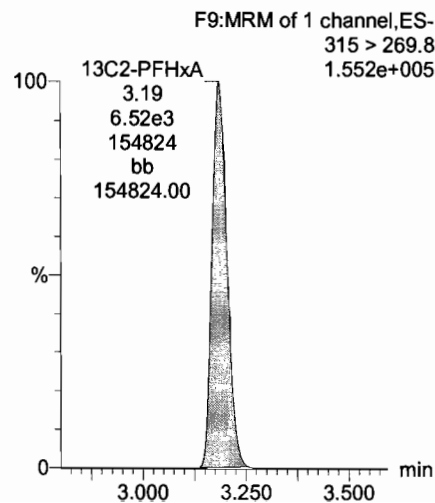
Total PFHxS



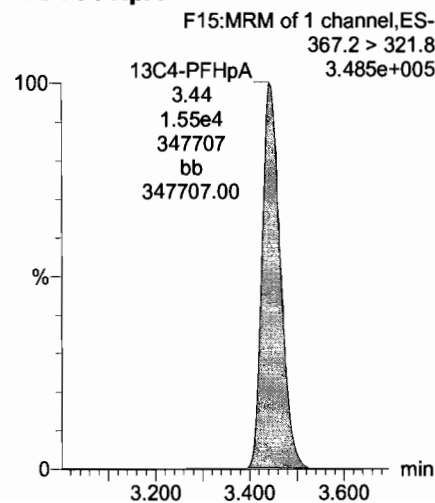
13C3-PFBS



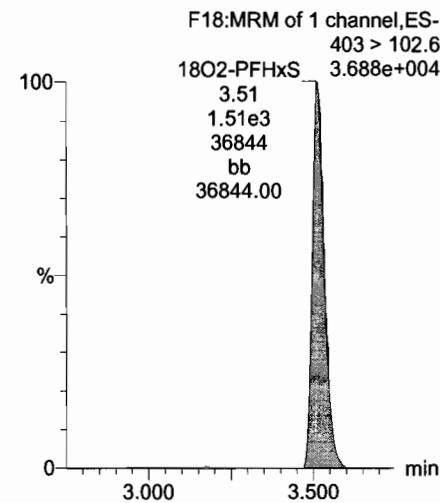
13C2-PFHxA



13C4-PFHpA



18O2-PFHxS

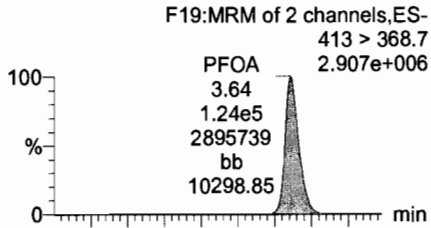


Dataset: U:\Q4.PRO\results\170710M3\170710M3-CRV.qld

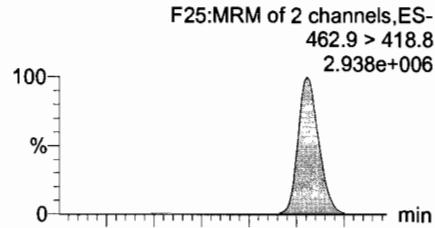
Last Altered: Tuesday, July 11, 2017 08:36:22 Pacific Daylight Time
Printed: Tuesday, July 11, 2017 08:36:35 Pacific Daylight Time

Name: 170710M3_8, Date: 10-Jul-2017, Time: 17:39:46, ID: ST170710M3-7 PFC CS4 17G1009, Description: PFC CS4 17G1009

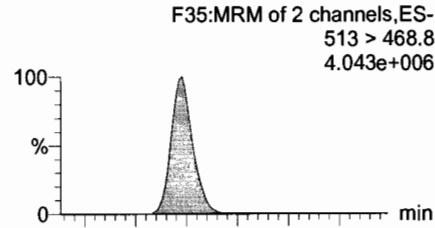
Total PFOA



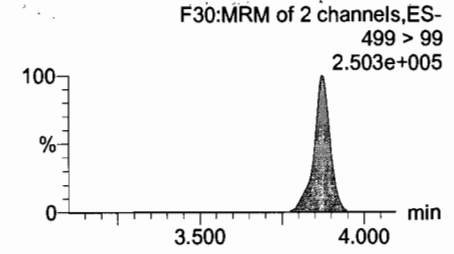
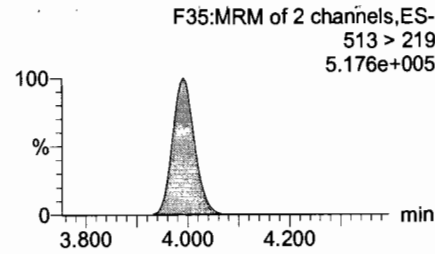
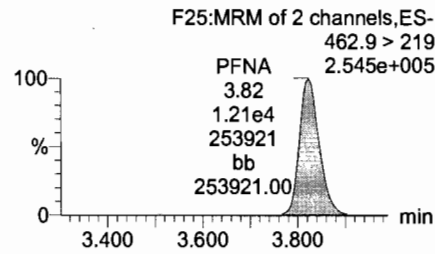
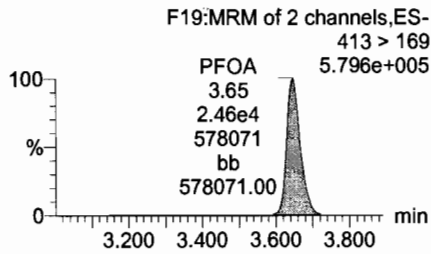
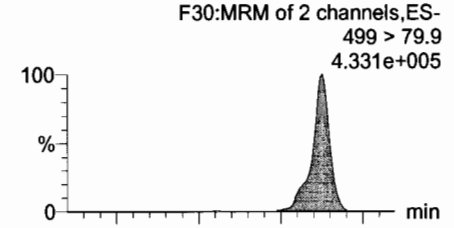
PFNA



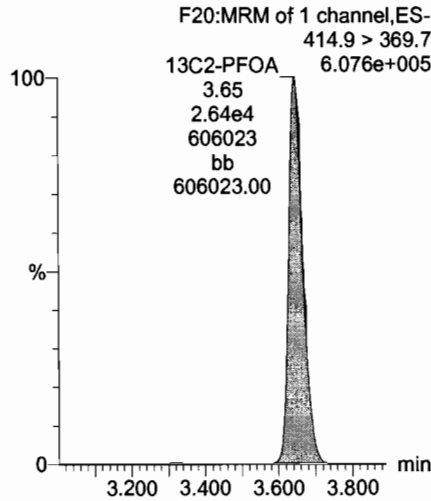
PFDA



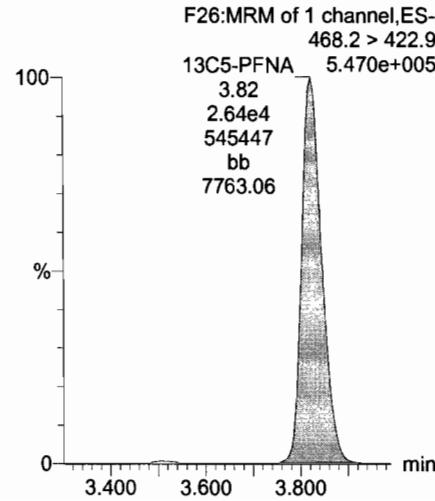
Total PFOS



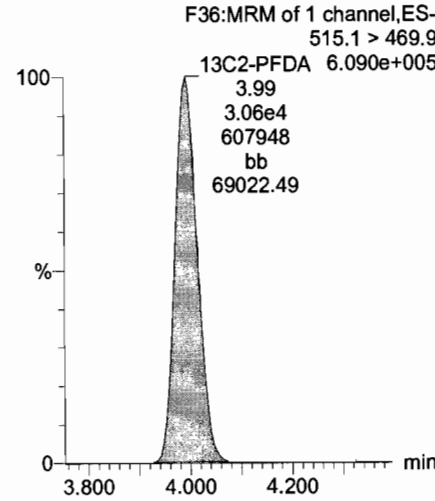
13C2-PFOA



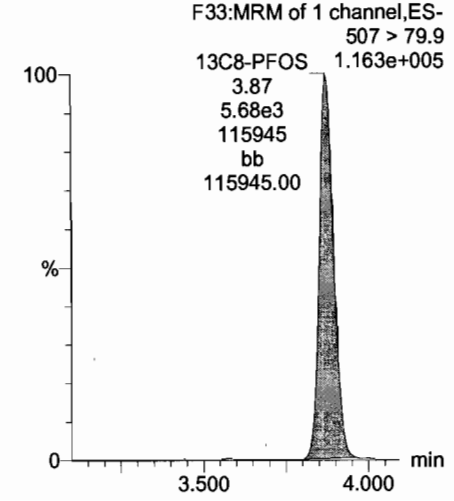
13C5-PFNA



13C2-PFDA



13C8-PFOS

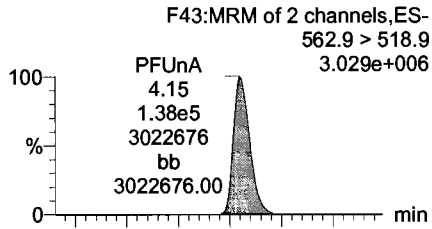


Dataset: U:\Q4.PRO\results\170710M3\170710M3-CRV.qld

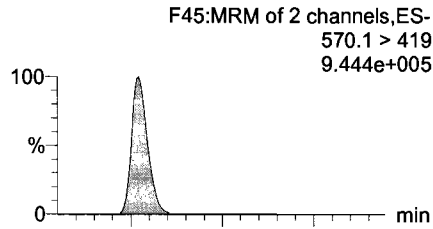
Last Altered: Tuesday, July 11, 2017 08:36:22 Pacific Daylight Time
Printed: Tuesday, July 11, 2017 08:36:35 Pacific Daylight Time

Name: 170710M3_8, Date: 10-Jul-2017, Time: 17:39:46, ID: ST170710M3-7 PFC CS4 17G1009, Description: PFC CS4 17G1009

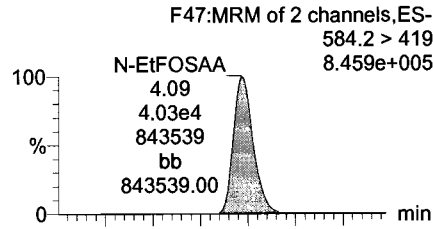
PFUnA



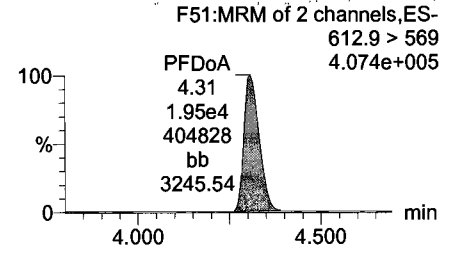
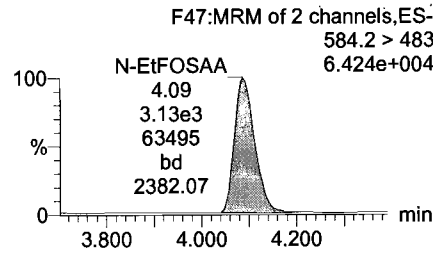
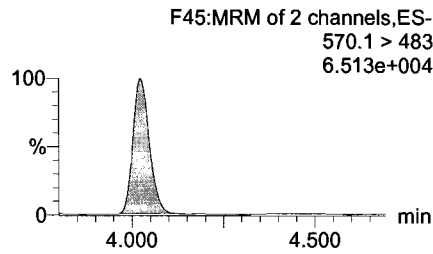
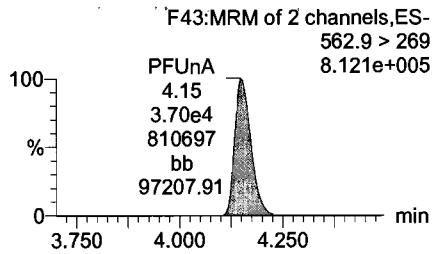
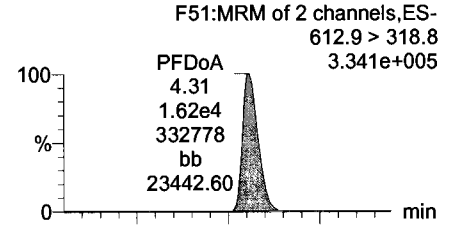
N-MeFOSAA



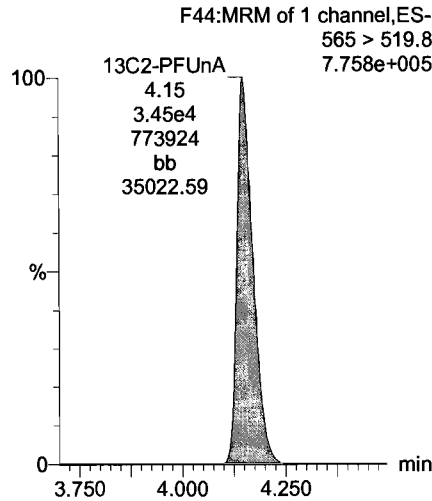
N-EtFOSAA



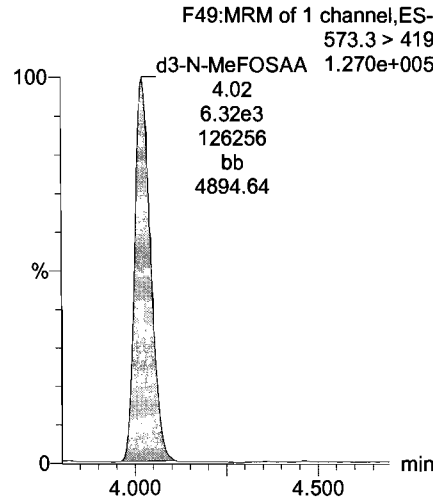
PFDoA



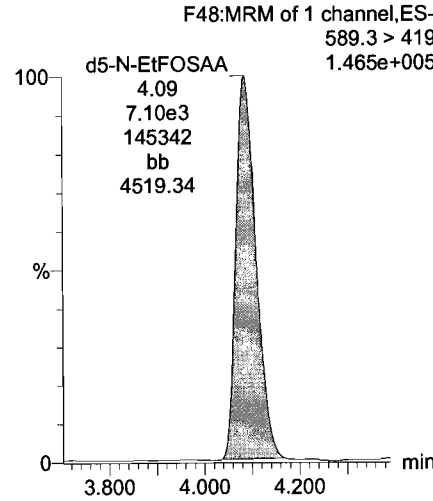
13C2-PFUnA



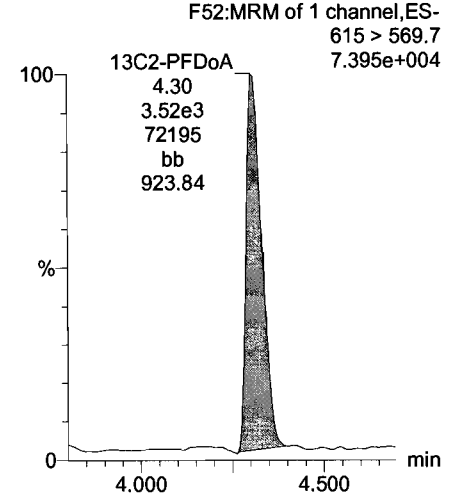
d3-N-MeFOSAA



d5-N-EtFOSAA



13C2-PFDoA

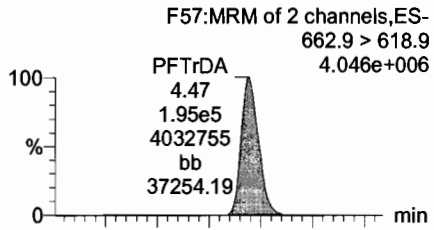


Dataset: U:\Q4.PRO\results\170710M3\170710M3-CRV.qld

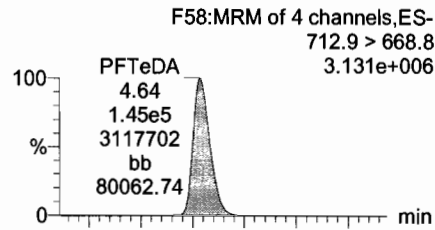
Last Altered: Tuesday, July 11, 2017 08:36:22 Pacific Daylight Time
Printed: Tuesday, July 11, 2017 08:36:35 Pacific Daylight Time

Name: 170710M3_8, Date: 10-Jul-2017, Time: 17:39:46, ID: ST170710M3-7 PFC CS4 17G1009, Description: PFC CS4 17G1009

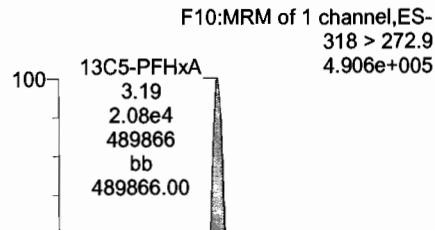
PFTrDA



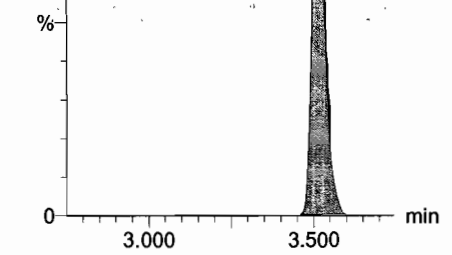
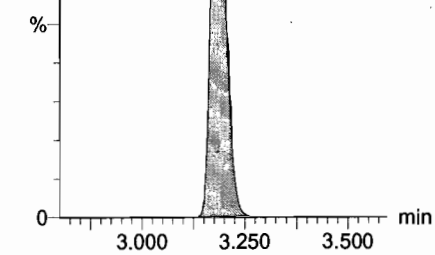
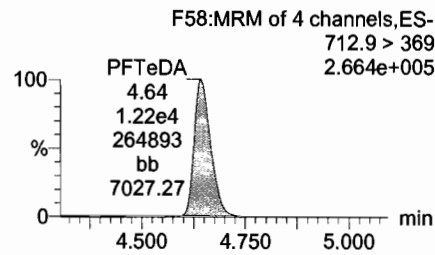
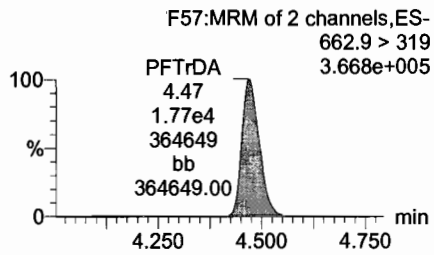
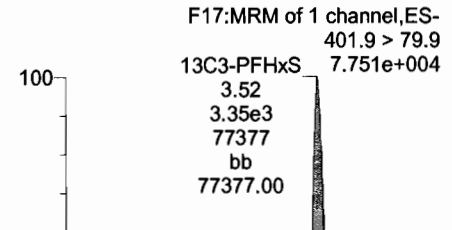
PFTeDA



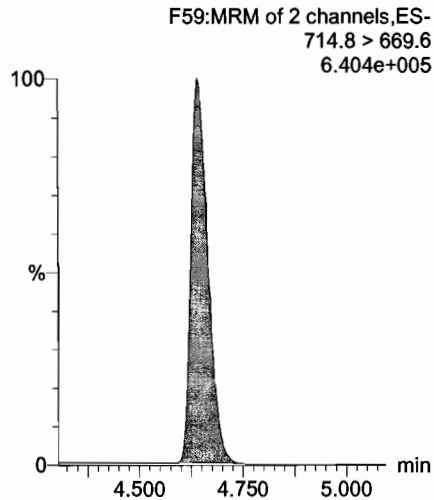
13C5-PFHxA



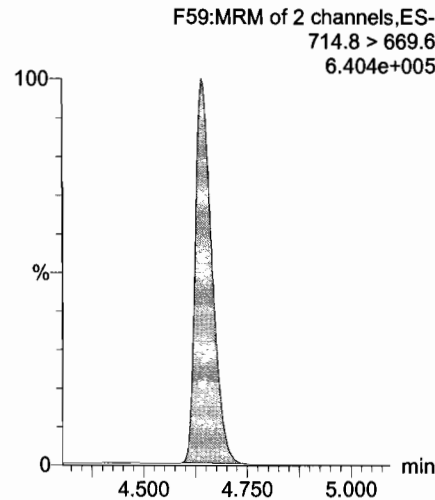
13C3-PFHxS



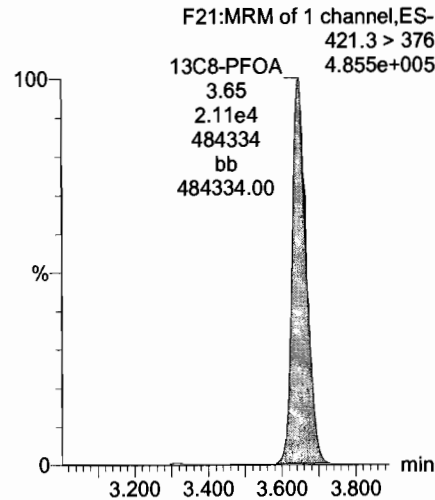
13C2-PFTeDA



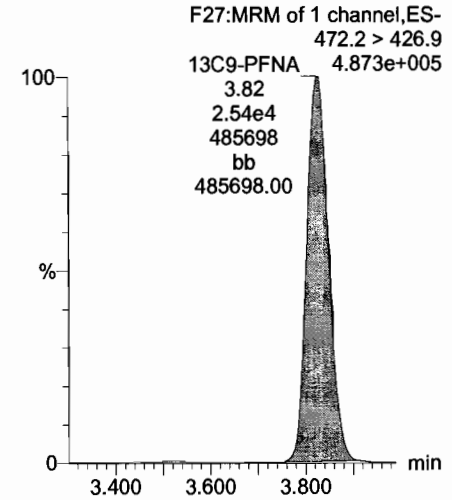
13C2-PFTeDA



13C8-PFOA



13C9-PFNA



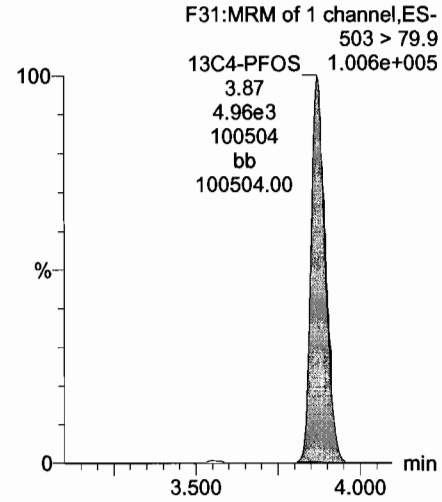
Dataset: U:\Q4.PRO\results\170710M3\170710M3-CRV.qld

Last Altered: Tuesday, July 11, 2017 08:36:22 Pacific Daylight Time

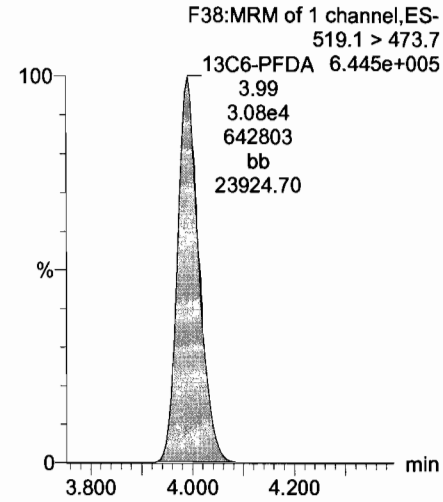
Printed: Tuesday, July 11, 2017 08:36:35 Pacific Daylight Time

Name: 170710M3_8, Date: 10-Jul-2017, Time: 17:39:46, ID: ST170710M3-7 PFC CS4 17G1009, Description: PFC CS4 17G1009

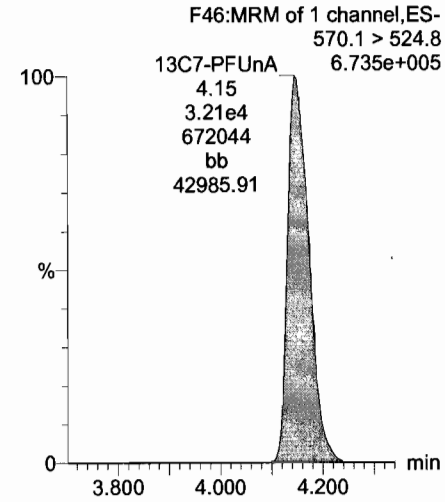
13C4-PFOS



13C6-PFDA



13C7-PFUnA

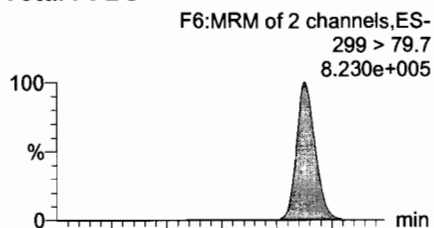


Dataset: U:\Q4.PRO\results\170710M3\170710M3-CRV.qld

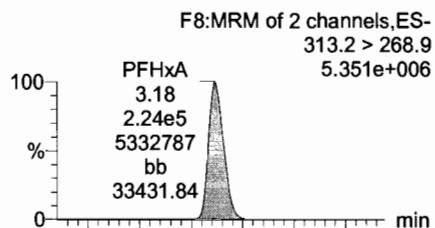
Last Altered: Tuesday, July 11, 2017 08:36:22 Pacific Daylight Time
Printed: Tuesday, July 11, 2017 08:36:35 Pacific Daylight Time

Name: 170710M3_9, Date: 10-Jul-2017, Time: 17:50:33, ID: ST170710M3-8 PFC CS5 17G1010, Description: PFC CS5 17G1010

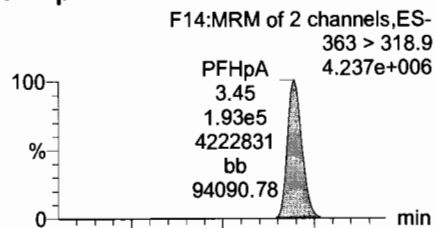
Total PFBS



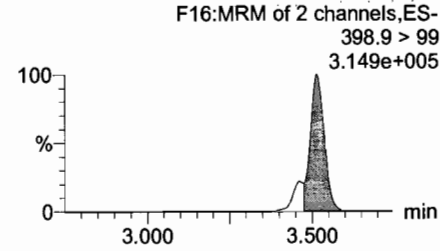
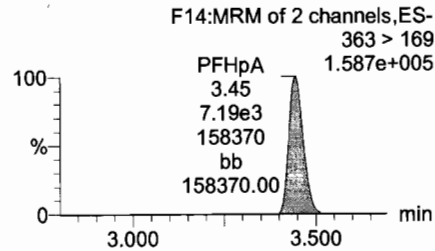
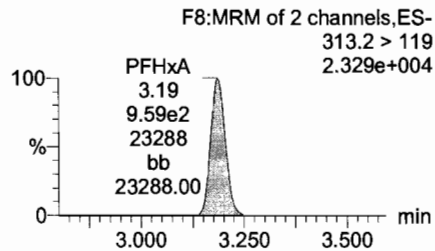
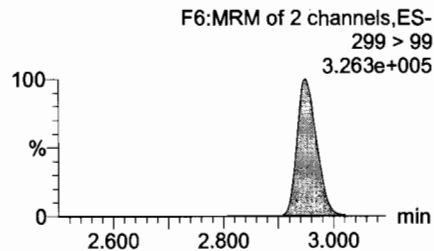
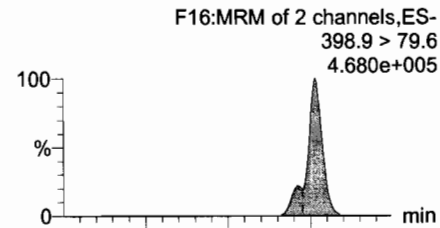
PFHxA



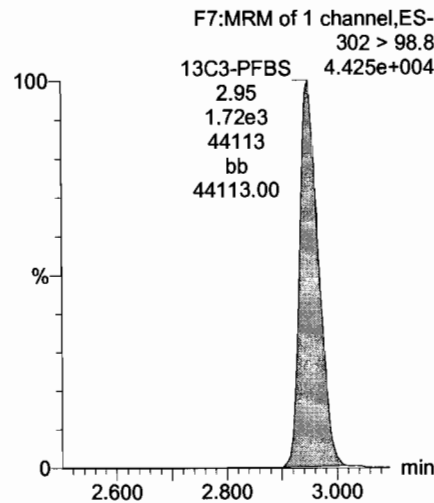
PFHpA



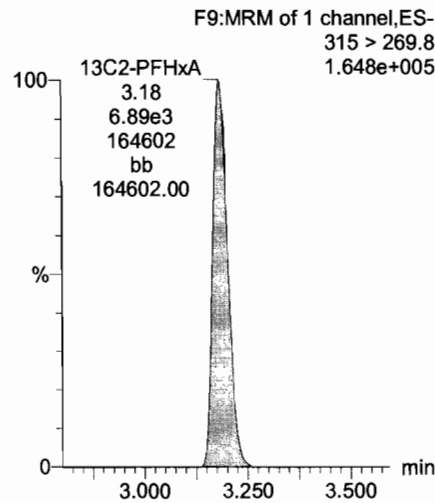
Total PFHxS



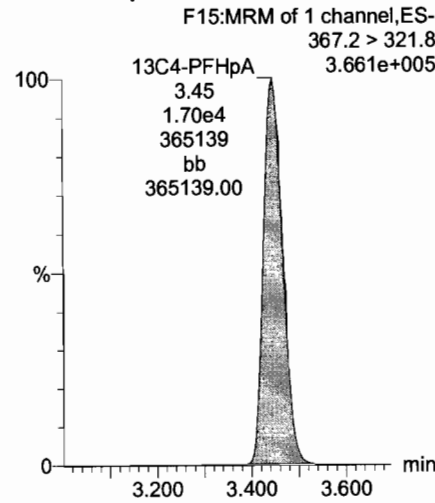
13C3-PFBS



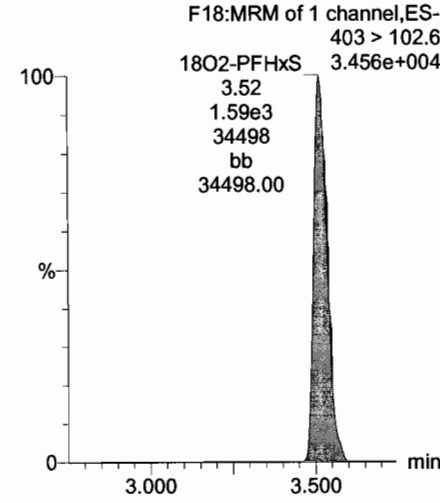
13C2-PFHxA



13C4-PFHpA



18O2-PFHxS

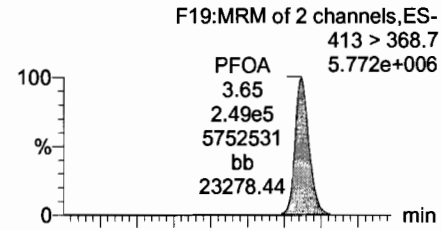


Dataset: U:\Q4.PRO\results\170710M3\170710M3-CRV.qld

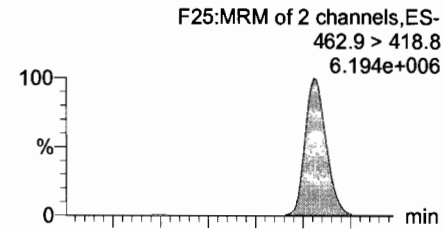
Last Altered: Tuesday, July 11, 2017 08:36:22 Pacific Daylight Time
Printed: Tuesday, July 11, 2017 08:36:35 Pacific Daylight Time

Name: 170710M3_9, Date: 10-Jul-2017, Time: 17:50:33, ID: ST170710M3-8 PFC CS5 17G1010, Description: PFC CS5 17G1010

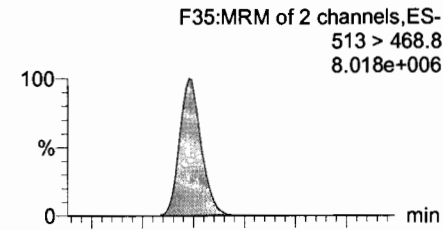
Total PFOA



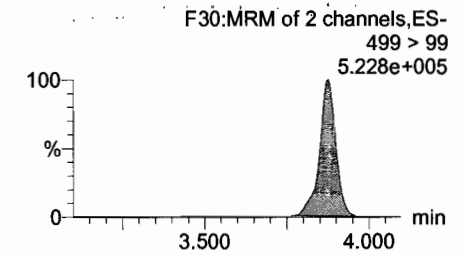
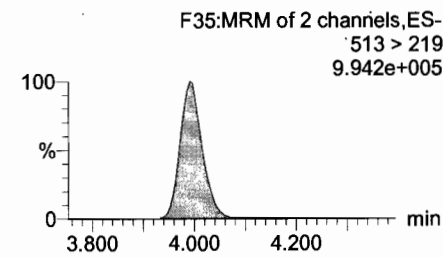
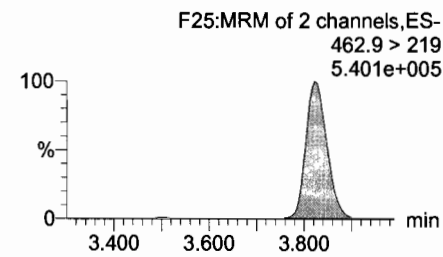
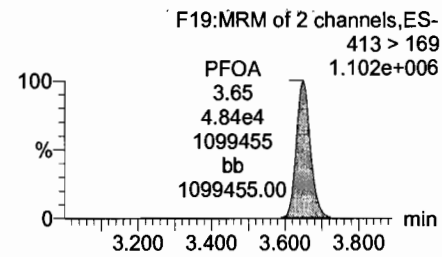
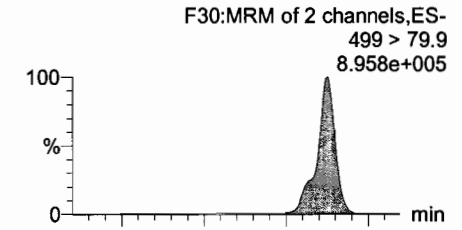
PFNA



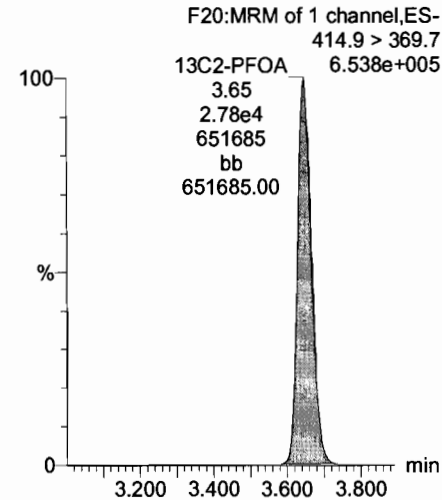
PFDA



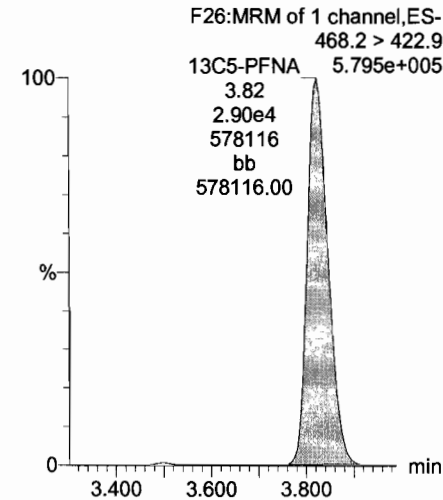
Total PFOS



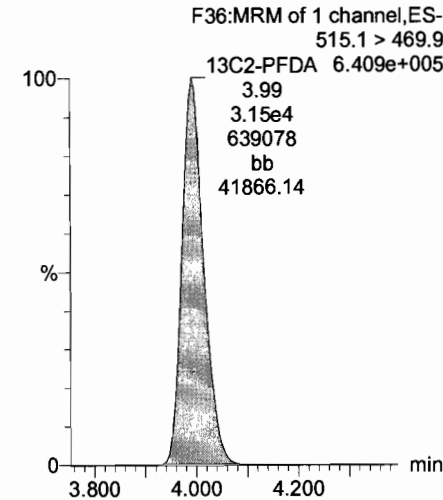
13C2-PFOA



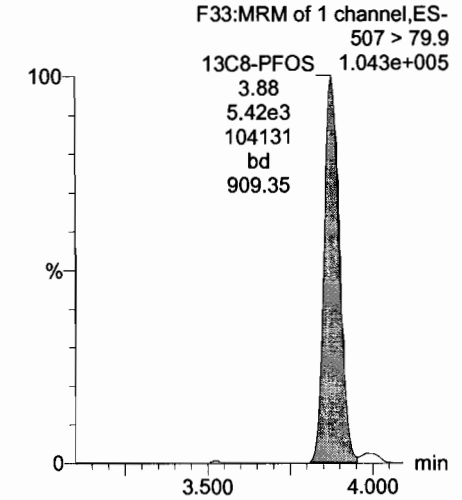
13C5-PFNA



13C2-PFDA



13C8-PFOS

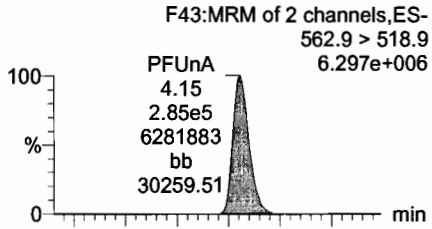


Dataset: U:\Q4.PRO\results\170710M3\170710M3-CRV.qld

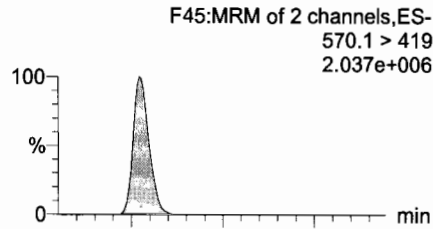
Last Altered: Tuesday, July 11, 2017 08:36:22 Pacific Daylight Time
Printed: Tuesday, July 11, 2017 08:36:35 Pacific Daylight Time

Name: 170710M3_9, Date: 10-Jul-2017, Time: 17:50:33, ID: ST170710M3-8 PFC CS5 17G1010, Description: PFC CS5 17G1010

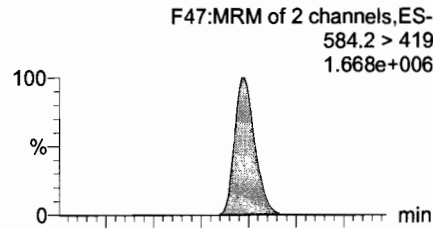
PFUnA



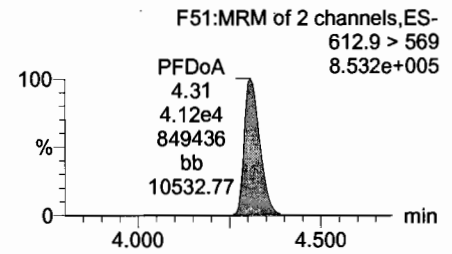
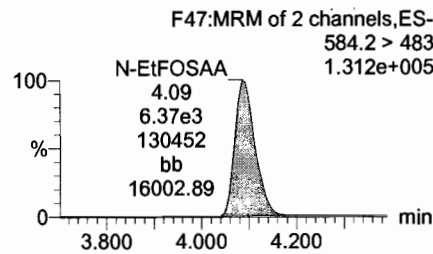
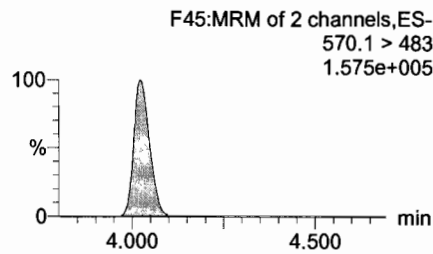
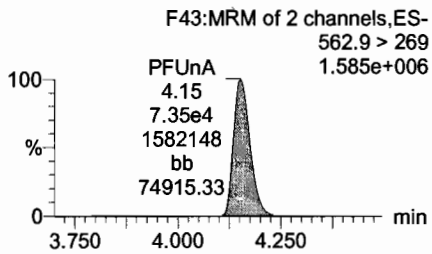
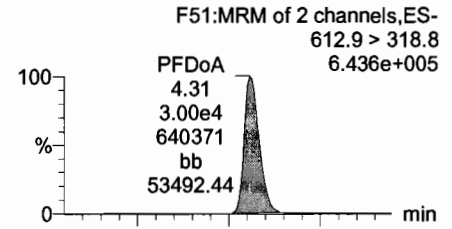
N-MeFOSAA



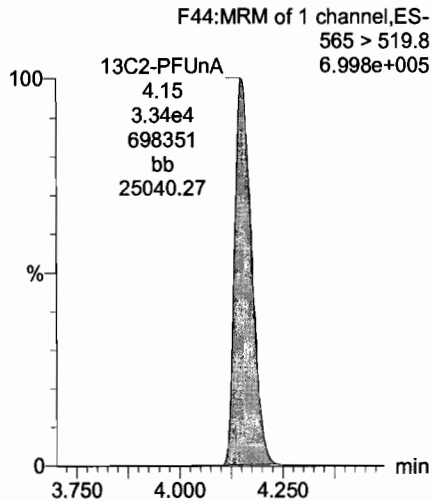
N-EtFOSAA



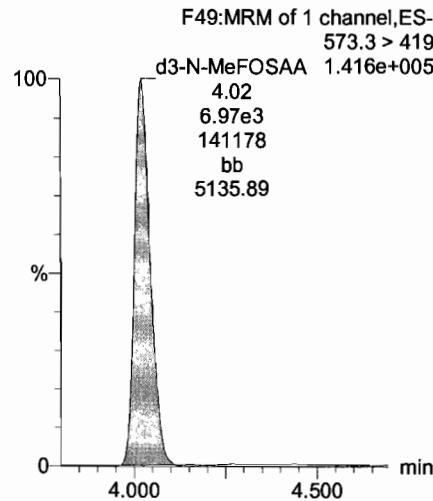
PFDoA



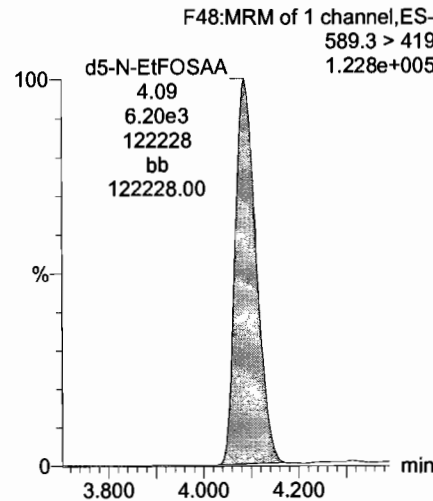
13C2-PFUnA



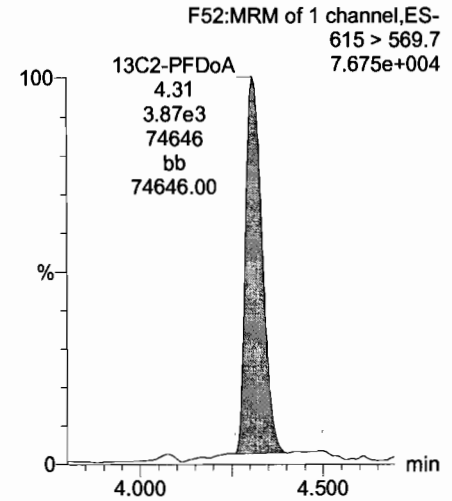
d3-N-MeFOSAA



d5-N-EtFOSAA



13C2-PFDoA



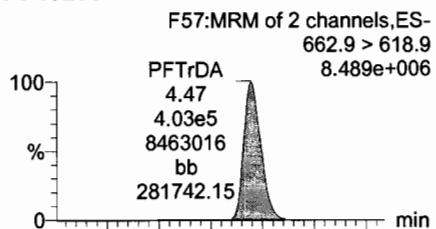
Dataset: U:\Q4.PRO\results\170710M3\170710M3-CRV.qld

Last Altered: Tuesday, July 11, 2017 08:36:22 Pacific Daylight Time

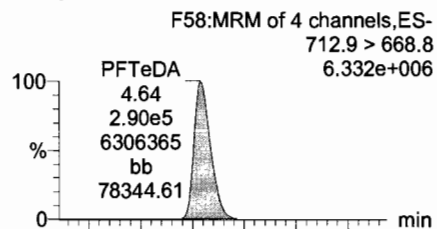
Printed: Tuesday, July 11, 2017 08:36:35 Pacific Daylight Time

Name: 170710M3_9, Date: 10-Jul-2017, Time: 17:50:33, ID: ST170710M3-8 PFC CS5 17G1010, Description: PFC CS5 17G1010

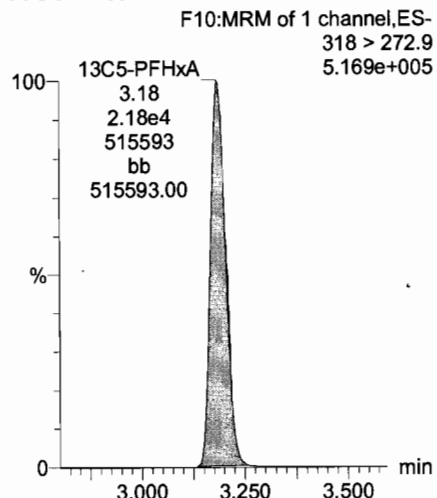
PFTrDA



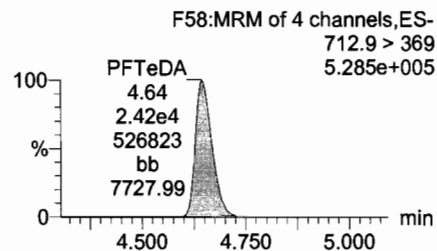
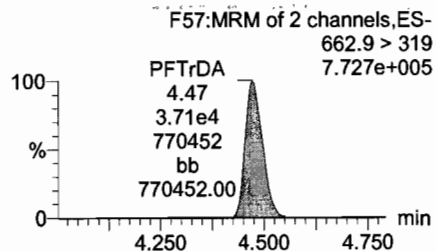
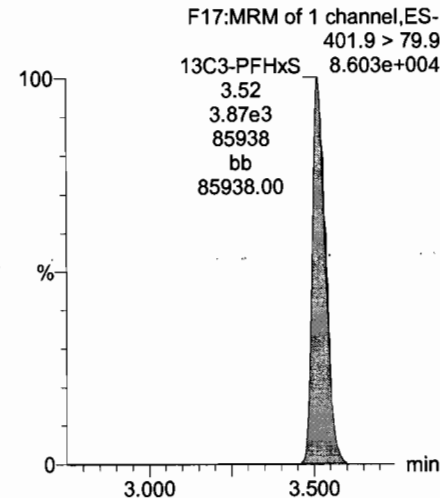
PFTeDA



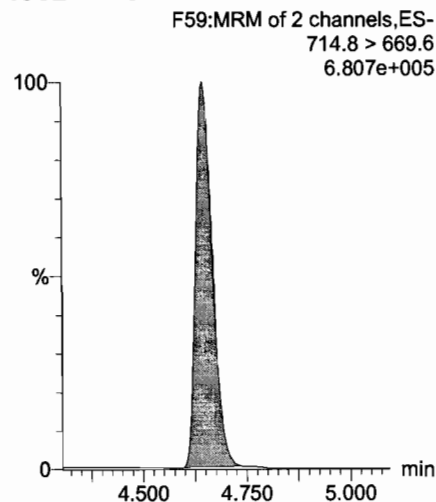
13C5-PFHxA



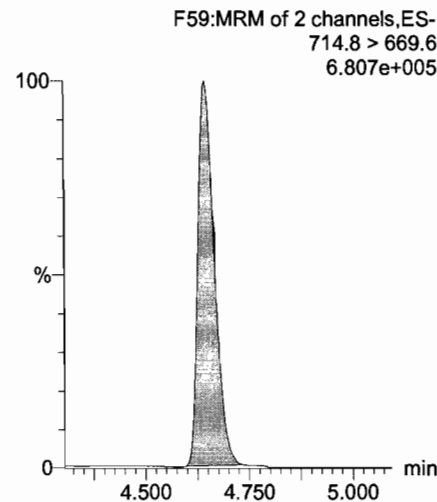
13C3-PFHxS



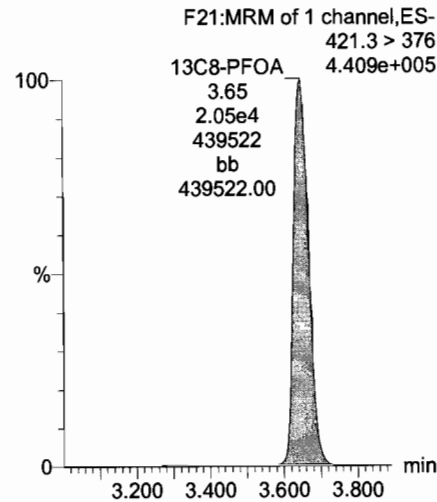
13C2-PFTeDA



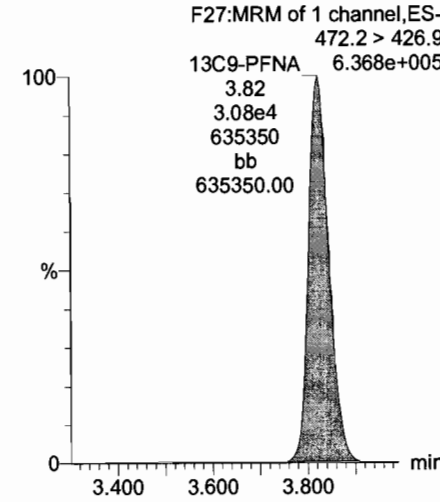
13C2-PFTeDA



13C8-PFOA



13C9-PFNA



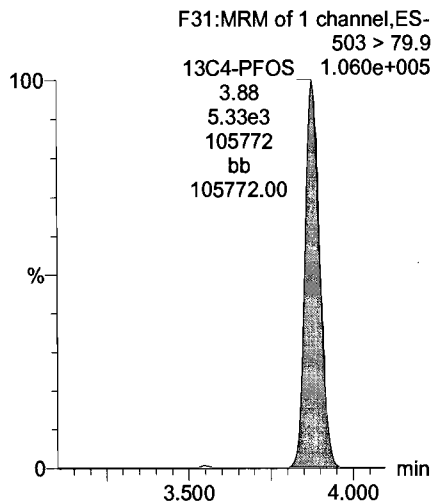
Dataset: U:\Q4.PRO\results\170710M3\170710M3-CRV.qld

Last Altered: Tuesday, July 11, 2017 08:36:22 Pacific Daylight Time

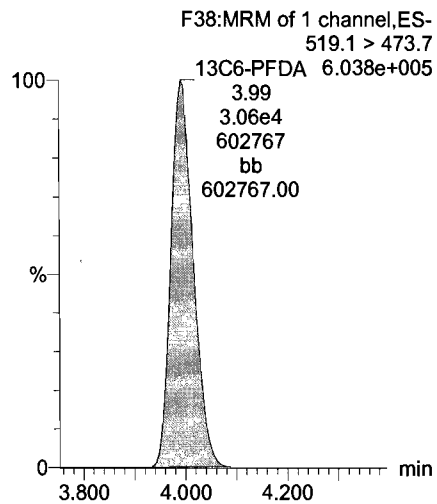
Printed: Tuesday, July 11, 2017 08:36:35 Pacific Daylight Time

Name: 170710M3_9, Date: 10-Jul-2017, Time: 17:50:33, ID: ST170710M3-8 PFC CS5 17G1010, Description: PFC CS5 17G1010

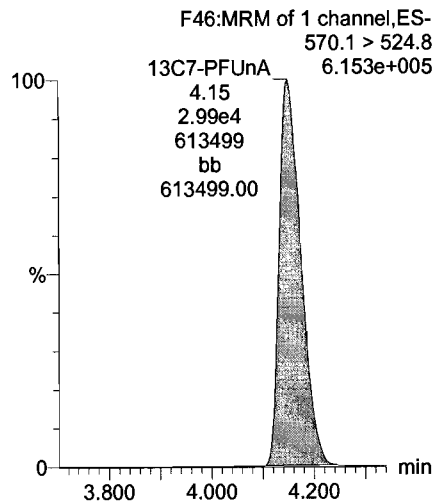
13C4-PFOS



13C6-PFDA



13C7-PFUnA



Dataset: U:\Q4.PRO\results\170710M3\170710M3-11.qld

Last Altered: Tuesday, July 11, 2017 08:45:10 Pacific Daylight Time

Printed: Tuesday, July 11, 2017 08:46:04 Pacific Daylight Time

Method: U:\Q4.PRO\MethDB\PFAS_L14-7-5-17.mdb 10 Jul 2017 08:06:14

Calibration: U:\Q4.PRO\CurveDB\C18_VAL-PFAS_Q4_7-10-17-L14.cdb 11 Jul 2017 08:36:22

AC 7/11/17

Name: 170710M3_11, Date: 10-Jul-2017, Time: 18:11:57, ID: SS170710M3-1 PFC SSS 17G1011, Description: PFC SSS 17G1011

#	Name	Trace	Area	IS Area	Wt./Vol.	RRF	Pred.RT	RT	y Axis Resp.	Conc.	%Rec
1	1 PFBS	299 > 79.7	2.41e3	1.61e3	1.000		2.92	2.95	18.7	8.27	82.7
2	2 PFHxA	313.2 > 268.9	1.88e4	6.57e3	1.000		3.16	3.19	14.3	8.71	87.1
3	3 PFHpA	363 > 318.9	1.55e4	1.56e4	1.000		3.43	3.45	12.4	8.62	86.2
4	4 PFHxS	398.9 > 79.6	1.79e3	1.43e3	1.000		3.55	3.51	15.6	8.51	85.1
5	5 PFOA	413 > 368.7	2.07e4	2.44e4	1.000		3.63	3.65	10.6	9.21	92.1
6	6 PFNA	462.9 > 418.8	2.58e4	2.82e4	1.000		3.82	3.82	11.5	8.36	83.6
7	7 PFOS	499 > 79.9	4.20e3	4.85e3	1.000		3.86	3.88	10.8	9.62	96.2
8	8 PFDA	513 > 468.8	3.07e4	2.87e4	1.000		4.00	3.99	13.4	8.90	89.0
9	9 PFUnA	562.9 > 518.9	2.51e4	3.22e4	1.000		4.16	4.15	9.72	9.23	92.3
10	10 N-MeFOSAA	570.1 > 419	8.56e3	6.40e3	1.000		4.00	4.02	16.7	8.96	89.6
11	11 N-EtFOSAA	584.2 > 419	6.67e3	6.80e3	1.000		4.08	4.09	12.3	9.02	90.2
12	12 PFDoA	612.9 > 318.8	2.76e3	3.66e3	1.000		4.32	4.30	9.43	9.41	94.1
13	13 PFTeDA	662.9 > 618.9	3.48e4	3.66e3	1.000		4.50	4.47	119	8.82	88.2
14	14 PFTeDA	712.9 > 668.8	2.52e4	2.75e4	1.000		4.66	4.64	11.4	9.04	90.4
15	15 13C3-PFBA	216.1 > 171.8	7.34e3	8.20e3	1.000	0.918	1.43	1.53	11.2	12.2	97.5
16	16 13C3-PFPeA	266 > 221.8	1.36e4	8.20e3	1.000	1.784	2.72	2.75	20.7	11.6	93.0
17	17 13C3-PFBS	302 > 98.8	1.61e3	8.20e3	1.000	0.215	2.92	2.96	2.45	11.4	91.2
18	18 13C2-PFHxA	315 > 269.8	6.57e3	2.07e4	1.000	0.304	3.16	3.19	1.59	5.22	104.4
19	19 13C4-PFHpA	367.2 > 321.8	1.56e4	2.07e4	1.000	0.306	3.43	3.45	3.77	12.3	98.6
20	20 18O2-PFHxS	403 > 102.6	1.43e3	3.46e3	1.000	0.437	3.55	3.52	5.18	11.9	94.8
21	21 13C2-PFOA	414.9 > 369.7	2.44e4	1.73e4	1.000	1.292	3.63	3.65	17.6	13.6	109.2
22	22 13C5-PFNA	468.2 > 422.9	2.82e4	2.84e4	1.000	0.980	3.82	3.82	12.4	12.6	101.1
23	23 13C8-PFOS	507 > 79.9	4.85e3	5.16e3	1.000	1.098	3.86	3.88	11.8	10.7	85.6
24	24 13C2-PFDA	515.1 > 469.9	2.87e4	3.44e4	1.000	0.928	4.00	3.99	10.4	11.2	90.0
25	25 13C2-PFUnA	565 > 519.8	3.22e4	3.24e4	1.000	1.083	4.16	4.15	12.4	11.5	91.9
26	26 d3-N-MeFOSAA	573.3 > 419	6.40e3	3.24e4	1.000	0.224	4.00	4.02	2.47	11.0	88.0
27	27 d5-N-EtFOSAA	589.3 > 419	6.80e3	3.24e4	1.000	0.230	4.08	4.08	2.62	11.4	91.3
28	28 13C2-PFDoA	615 > 569.7	3.66e3	3.24e4	1.000	0.130	4.32	4.30	1.41	10.9	87.0
29	29 13C2-PFTeDA	714.8 > 669.6	2.75e4	3.24e4	1.000	1.018	4.66	4.64	10.6	10.4	83.5
30	30 13C4-PFBA	217 > 171.8	8.20e3	8.20e3	1.000	1.000	1.43	1.53	12.5	12.5	100.0
31	31 13C5-PFHxA	318 > 272.9	2.07e4	2.07e4	1.000	1.000	3.18	3.18	5.00	5.00	100.0

70-130
↓

Dataset: U:\Q4.PRO\results\170710M3\170710M3-11.qld

Last Altered: Tuesday, July 11, 2017 08:45:10 Pacific Daylight Time

Printed: Tuesday, July 11, 2017 08:46:04 Pacific Daylight Time

Name: 170710M3_11, Date: 10-Jul-2017, Time: 18:11:57, ID: SS170710M3-1 PFC SSS 17G1011, Description: PFC SSS 17G1011

	# Name	Trace	Area	IS Area	Wt./Vol.	RRF	Pred RT	RT	y Axis Resp.	Conc.	%Rec
32	32 13C3-PFHxS	401.9 > 79.9	3.46e3	3.46e3	1.000	1.000	3.55	3.52	12.5	12.5	100.0
33	33 13C8-PFOA	421.3 > 376	1.73e4	1.73e4	1.000	1.000	3.63	3.65	12.5	12.5	100.0
34	34 13C9-PFNA	472.2 > 426.9	2.84e4	2.84e4	1.000	1.000	3.82	3.82	12.5	12.5	100.0
35	35 13C4-PFOS	503 > 79.9	5.16e3	5.16e3	1.000	1.000	3.86	3.87	12.5	12.5	100.0
36	36 13C6-PFDA	519.1 > 473.7	3.44e4	3.44e4	1.000	1.000	4.00	3.99	12.5	12.5	100.0
37	37 13C7-PFUnA	570.1 > 524.8	3.24e4	3.24e4	1.000	1.000	4.16	4.15	12.5	12.5	100.0

Dataset: U:\Q4.PRO\results\170710M3\170710M3-11.qld

Last Altered: Tuesday, July 11, 2017 08:45:10 Pacific Daylight Time

Printed: Tuesday, July 11, 2017 08:46:04 Pacific Daylight Time

Method: U:\Q4.PRO\MethDB\PFAS_L14-7-5-17.mdb 10 Jul 2017 08:06:14

Calibration: U:\Q4.PRO\CurveDB\C18_VAL-PFAS_Q4_7-10-17-L14.cdb 11 Jul 2017 08:36:22

Name: 170710M3_11, Date: 10-Jul-2017, Time: 18:11:57, ID: SS170710M3-1 PFC SSS 17G1011, Description: PFC SSS 17G1011

Total PFBS

#	Name	Trace	RT	Area	IS Area	Response	Primary Flags	Conc.
1	1 PFBS	299 > 79.7	2.95	2412.126	1610.723	18.719	bb	8.3

Total PFHxS

#	Name	Trace	RT	Area	IS Area	Response	Primary Flags	Conc.
1	4 PFHxS	398.9 > 79.6	3.51	1793.960	1434.515	15.632	bb	8.5

Total PFOA

#	Name	Trace	RT	Area	IS Area	Response	Primary Flags	Conc.
1	5 PFOA	413 > 368.7	3.65	20695.668	24419.633	10.594	bb	9.2

Total PFOS

#	Name	Trace	RT	Area	IS Area	Response	Primary Flags	Conc.
1	7 PFOS	499 > 79.9	3.88	4203.497	4851.198	10.831	MM	9.6

Total N-Me-FOSAA

#	Name	Trace	RT	Area	IS Area	Response	Primary Flags	Conc.
1	10 N-MeFOSAA	570.1 > 419	4.02	8560.757	6402.873	16.713	bb	9.0

Total N-EtFOSAA

#	Name	Trace	RT	Area	IS Area	Response	Primary Flags	Conc.
1	11 N-EtFOSAA	584.2 > 419	4.09	6667.597	6801.776	12.253	bb	9.0
2	43 Total N-EtFOSAA	584.2 > 419	3.95	12.725	6801.776	0.023	db	0.0
3	43 Total N-EtFOSAA	584.2 > 419	3.92	19.025	6801.776	0.035	bd	0.0

Dataset: U:\Q4.PRO\results\170710M3\170710M3-11.qld

Last Altered: Tuesday, July 11, 2017 08:45:10 Pacific Daylight Time

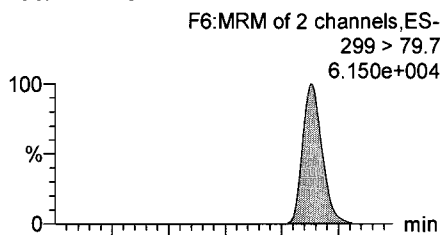
Printed: Tuesday, July 11, 2017 08:46:04 Pacific Daylight Time

Method: U:\Q4.PRO\MethDB\PFAS_L14-7-5-17.mdb 10 Jul 2017 08:06:14

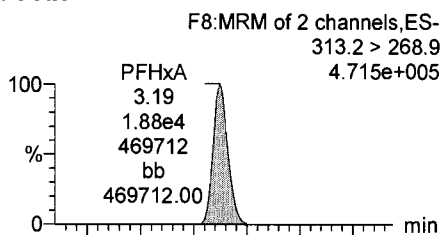
Calibration: U:\Q4.PRO\CurveDB\C18_VAL-PFAS_Q4_7-10-17-L14.cdb 11 Jul 2017 08:36:22

Name: 170710M3_11, Date: 10-Jul-2017, Time: 18:11:57, ID: SS170710M3-1 PFC SSS 17G1011, Description: PFC SSS 17G1011

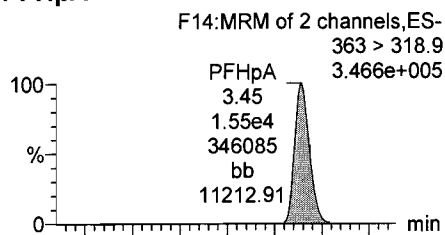
Total PFBS



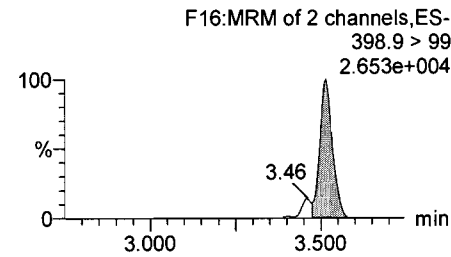
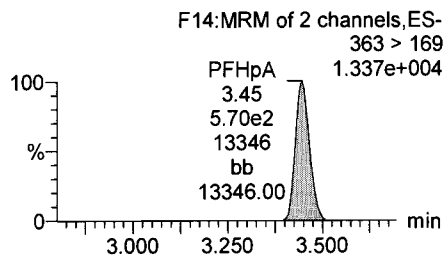
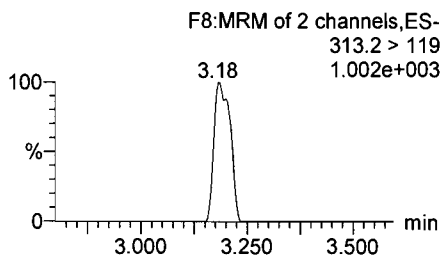
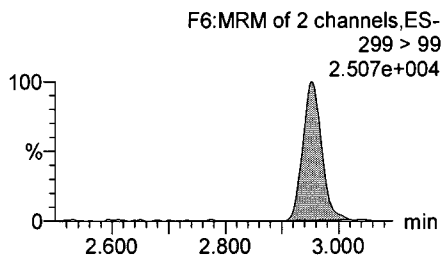
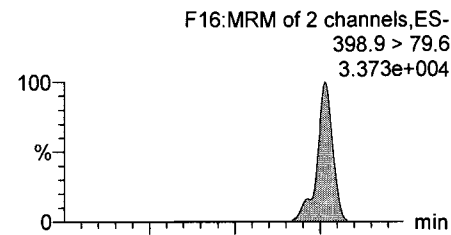
PFHxA



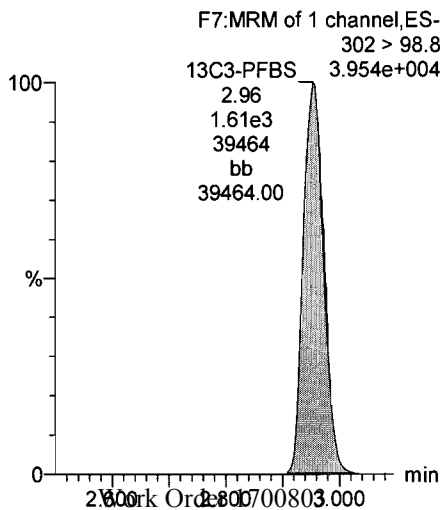
PFHpA



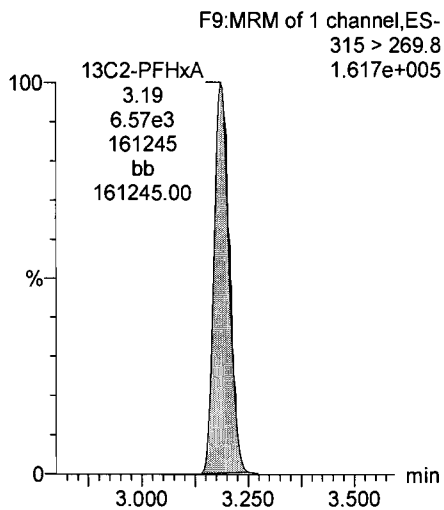
Total PFHxS



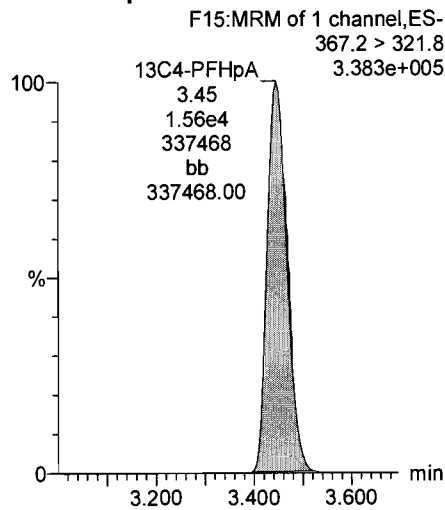
13C3-PFBS



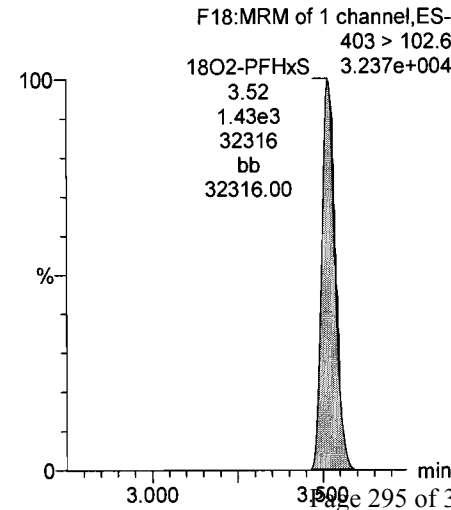
13C2-PFHxA



13C4-PFHpA



18O2-PFHxS



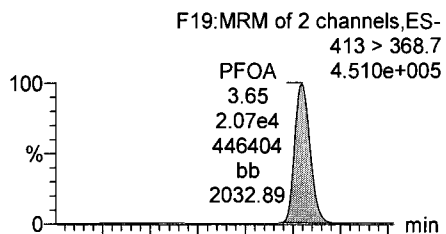
Dataset: U:\Q4.PRO\results\170710M3\170710M3-11.qld

Last Altered: Tuesday, July 11, 2017 08:45:10 Pacific Daylight Time

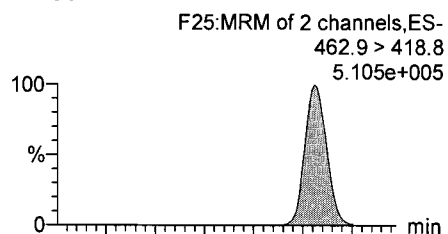
Printed: Tuesday, July 11, 2017 08:46:04 Pacific Daylight Time

Name: 170710M3_11, Date: 10-Jul-2017, Time: 18:11:57, ID: SS170710M3-1 PFC SSS 17G1011, Description: PFC SSS 17G1011

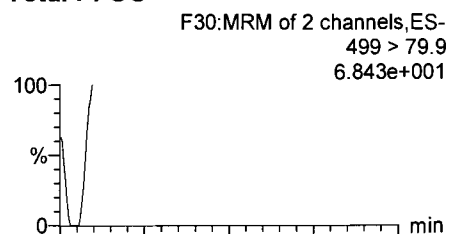
Total PFOA



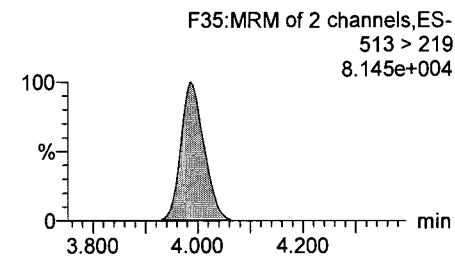
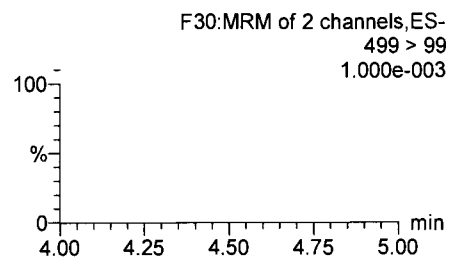
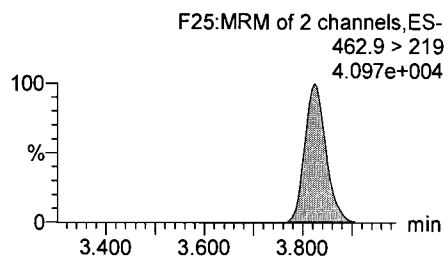
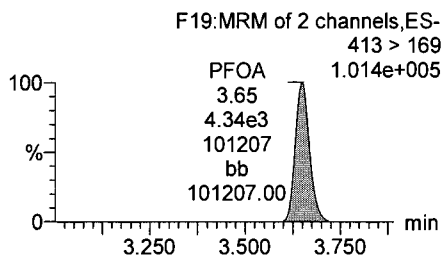
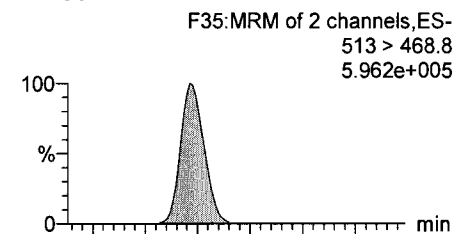
PFNA



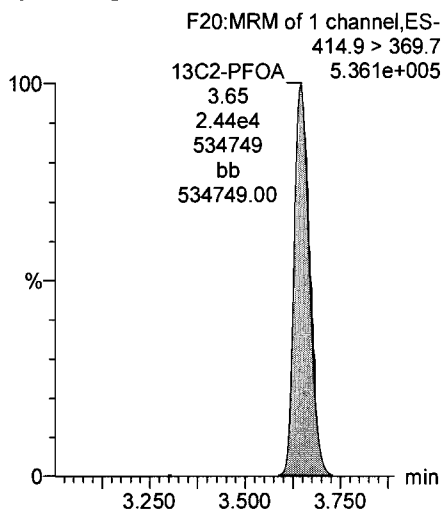
Total PFOS



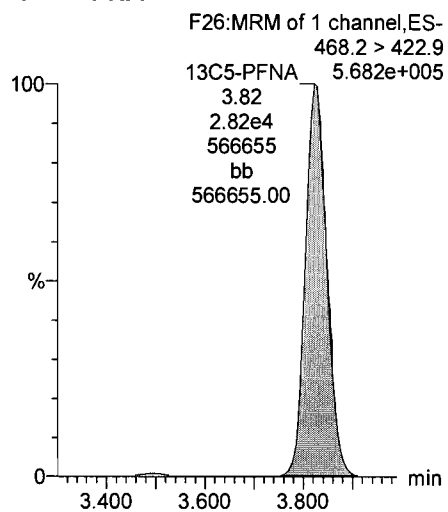
PFDA



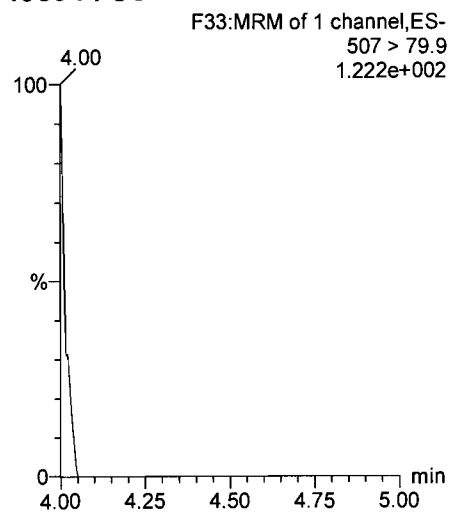
13C2-PFOA



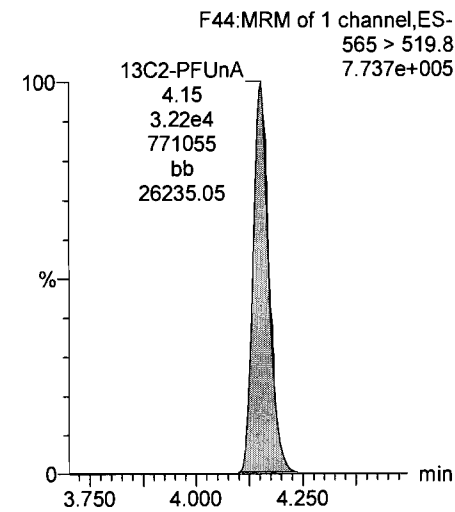
13C5-PFNA



13C8-PFOS



13C2-PFUnA



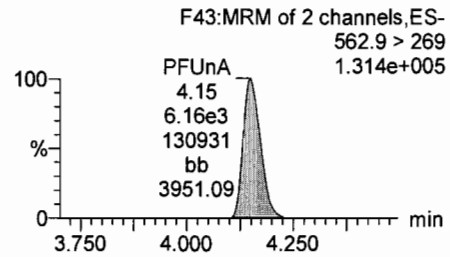
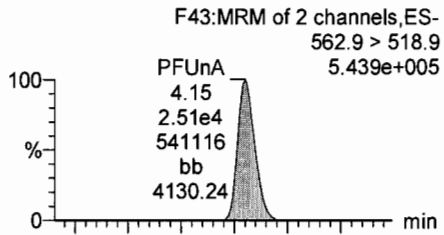
Dataset: U:\Q4.PRO\results\170710M3\170710M3-11.qld

Last Altered: Tuesday, July 11, 2017 08:45:10 Pacific Daylight Time

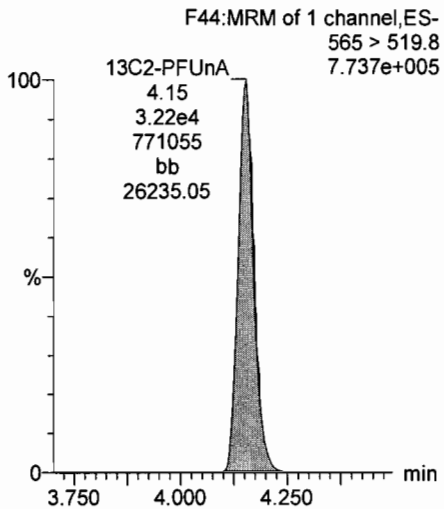
Printed: Tuesday, July 11, 2017 08:46:04 Pacific Daylight Time

Name: 170710M3_11, Date: 10-Jul-2017, Time: 18:11:57, ID: SS170710M3-1 PFC SSS 17G1011, Description: PFC SSS 17G1011

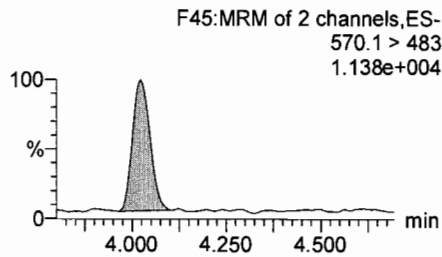
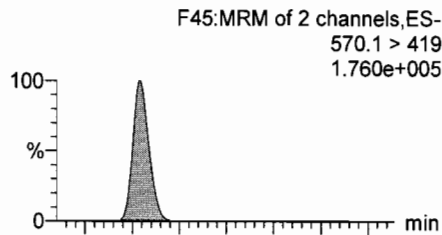
PFUnA



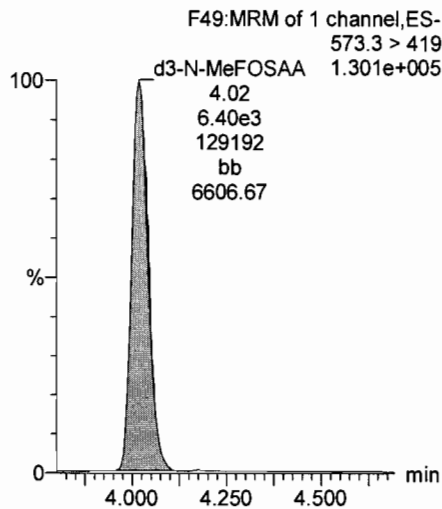
13C2-PFUnA



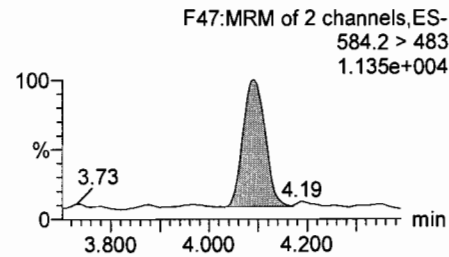
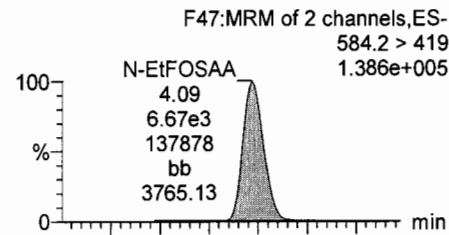
N-MeFOSAA



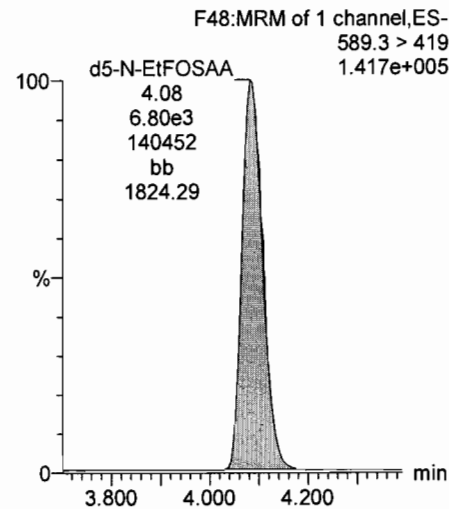
d3-N-MeFOSAA



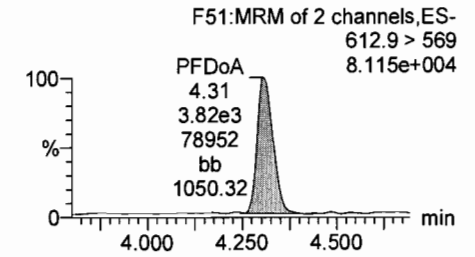
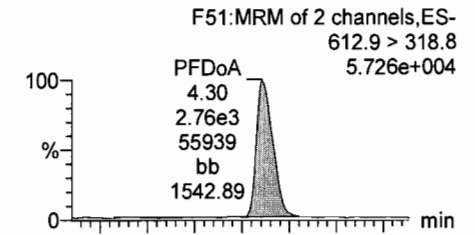
N-EtFOSAA



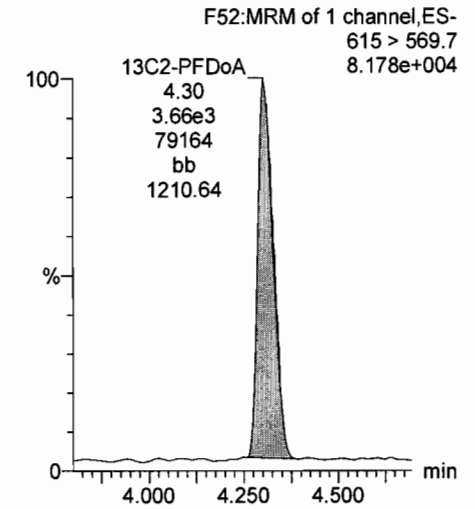
d5-N-EtFOSAA



PFDaA



13C2-PFDaA



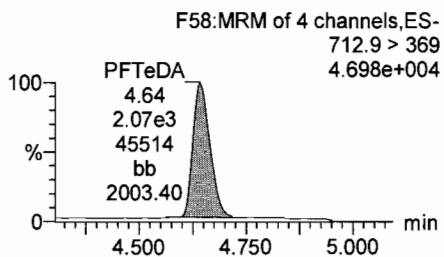
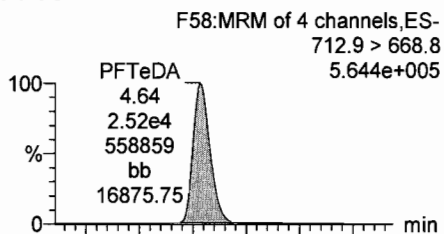
Dataset: U:\Q4.PRO\results\170710M3\170710M3-11.qld

Last Altered: Tuesday, July 11, 2017 08:45:10 Pacific Daylight Time

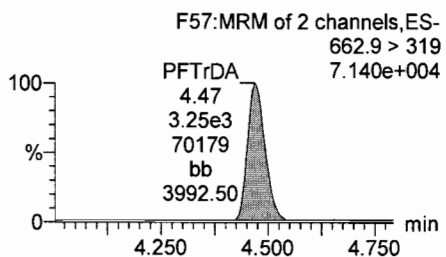
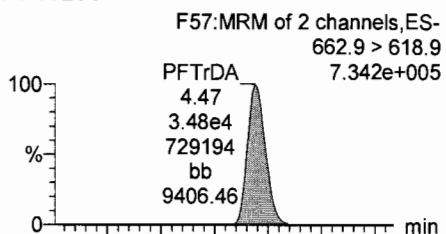
Printed: Tuesday, July 11, 2017 08:46:04 Pacific Daylight Time

Name: 170710M3_11, Date: 10-Jul-2017, Time: 18:11:57, ID: SS170710M3-1 PFC SSS 17G1011, Description: PFC SSS 17G1011

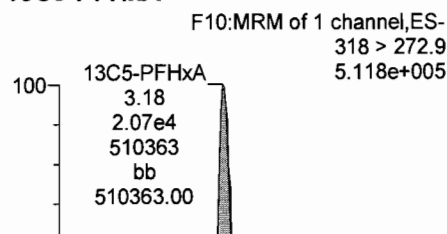
PFTeDA



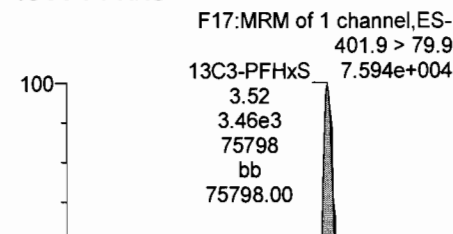
PFTrDA



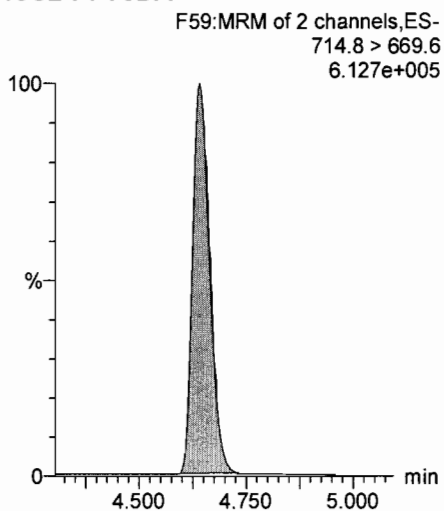
13C5-PFHxA



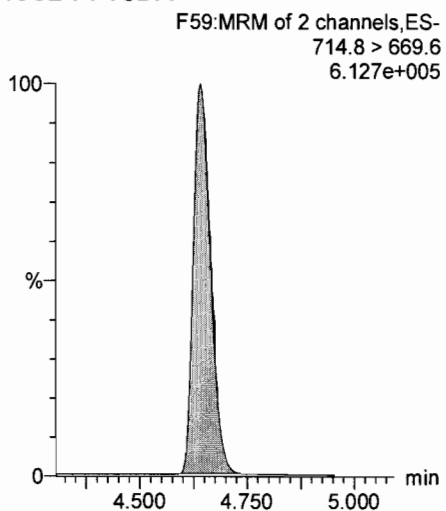
13C3-PFHxS



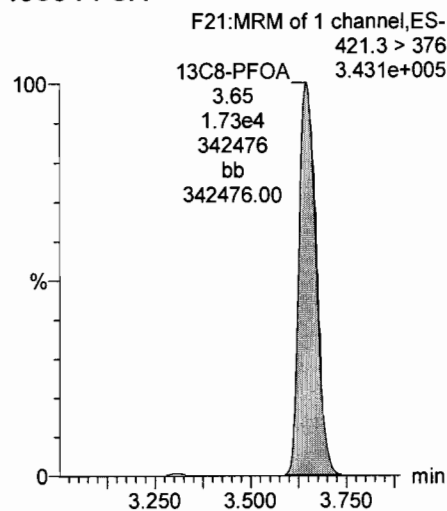
13C2-PFTeDA



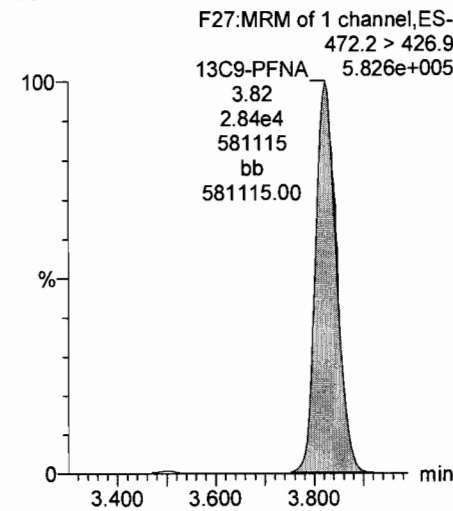
13C2-PFTeDA



13C8-PFOA



13C9-PFNA



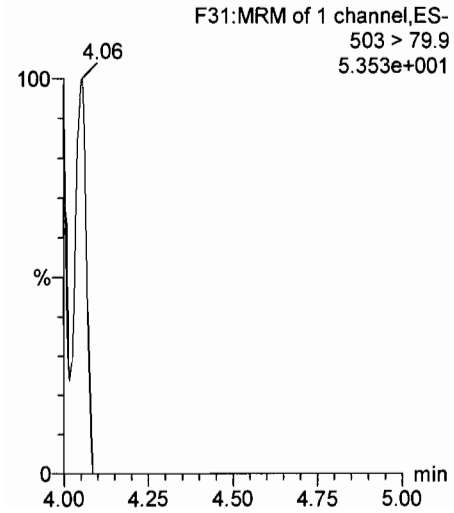
Dataset: U:\Q4.PRO\results\170710M3\170710M3-11.qld

Last Altered: Tuesday, July 11, 2017 08:45:10 Pacific Daylight Time

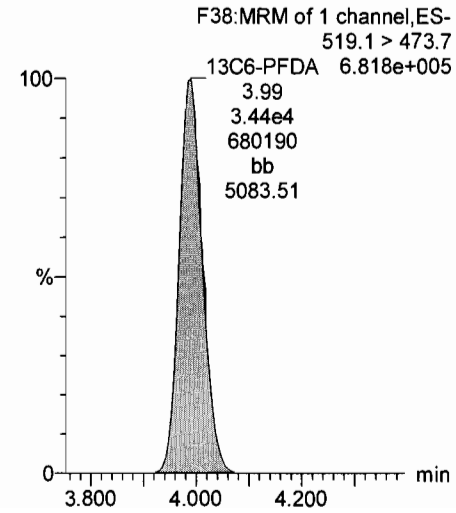
Printed: Tuesday, July 11, 2017 08:46:04 Pacific Daylight Time

Name: 170710M3_11, Date: 10-Jul-2017, Time: 18:11:57, ID: SS170710M3-1 PFC SSS 17G1011, Description: PFC SSS 17G1011

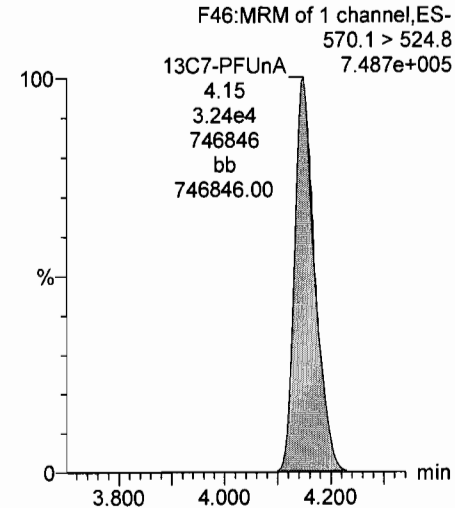
13C4-PFOS



13C6-PFDA



13C7-PFUnA



Dataset: U:\Q4.PRO\results\170710M3\170710M3-CRV-L14A.qld

Last Altered: Friday, July 14, 2017 08:57:46 Pacific Daylight Time
 Printed: Friday, July 14, 2017 08:58:48 Pacific Daylight Time

Method: U:\Q4.PRO\MethDB\PFAS_L14-7-5-17.mdb 10 Jul 2017 08:06:14
 Calibration: U:\Q4.PRO\CurveDB\C18_VAL-PFAS_Q4_7-10-17-L14A.cdb 14 Jul 2017 08:57:46

AC
 7/14/17
 7/14/17

Compound name: PFBS

Correlation coefficient: $r = 0.999476$, $r^2 = 0.998952$

Calibration curve: $2.28219 * x + -0.143808$

Response type: Internal Std (Ref 17), Area * (IS Conc. / IS Area)

Curve type: Linear, Origin: Exclude, Weighting: 1/x, Axis trans: None

#	Name	Type	Std. Conc	RT	Area	IS Area	Response	Conc.	%Dev	Conc. Flag	CoD	CoD Flag	x=excluded
1	1 170710M3_2	Standard	0.250	2.97	64.107	1829.255	0.438	0.3	2.0	NO	0.999	NO	bb
2	2 170710M3_3	Standard	0.500	2.96	174.822	1889.439	1.157	0.6	14.0	NO	0.999	NO	bb
3	3 170710M3_4	Standard	1.000	2.95	250.827	1680.475	1.866	0.9	-11.9	NO	0.999	NO	bb
4	4 170710M3_5	Standard	2.000	2.95	664.245	1675.008	4.957	2.2	11.8	NO	0.999	NO	bb
5	5 170710M3_6	Standard	5.000	2.95	1423.155	1827.422	9.735	4.3	-13.4	NO	0.999	NO	bb
6	6 170710M3_7	Standard	10.000	2.95	3293.945	1863.759	22.092	9.7	-2.6	NO	0.999	NO	bb
7	7 170710M3_8	Standard	50.000	2.95	14448.479	1600.534	112.841	49.5	-1.0	NO	0.999	NO	bb
8	8 170710M3_9	Standard	100.000	2.95	31826.346	1723.074	230.883	101.2	1.2	NO	0.999	NO	bb

Compound name: PFHxA

Correlation coefficient: $r = 0.999913$, $r^2 = 0.999826$

Calibration curve: $1.63833 * x + 0.053424$

Response type: Internal Std (Ref 18), Area * (IS Conc. / IS Area)

Curve type: Linear, Origin: Exclude, Weighting: 1/x, Axis trans: None

#	Name	Type	Std. Conc	RT	Area	IS Area	Response	Conc.	%Dev	Conc. Flag	CoD	CoD Flag	x=excluded
1	1 170710M3_2	Standard	0.250	3.19	518.924	6599.234	0.393	0.2	-17.1	NO	1.000	NO	bb
2	2 170710M3_3	Standard	0.500	3.19	1190.925	6260.955	0.951	0.5	9.6	NO	1.000	NO	bb
3	3 170710M3_4	Standard	1.000	3.18	2031.727	5844.579	1.738	1.0	2.8	NO	1.000	NO	bb
4	4 170710M3_5	Standard	2.000	3.18	4143.116	6095.467	3.399	2.0	2.1	NO	1.000	NO	bb
5	5 170710M3_6	Standard	5.000	3.18	11189.350	6584.623	8.497	5.2	3.1	NO	1.000	NO	bb
6	6 170710M3_7	Standard	10.000	3.19	22422.309	6880.506	16.294	9.9	-0.9	NO	1.000	NO	bb
7	7 170710M3_8	Standard	50.000	3.19	107894.484	6517.125	82.778	50.5	1.0	NO	1.000	NO	bb
8	8 170710M3_9	Standard	100.000	3.18	224318.094	6887.408	162.847	99.4	-0.6	NO	1.000	NO	bb

Vista Analytical Laboratory

Dataset: U:\Q4.PRO\results\170710M3\170710M3-CRV-L14A.qld

Last Altered: Friday, July 14, 2017 08:57:46 Pacific Daylight Time

Printed: Friday, July 14, 2017 08:58:48 Pacific Daylight Time

Compound name: PFHpA

Correlation coefficient: $r = 0.999627$, $r^2 = 0.999254$

Calibration curve: $1.43595 * x + 0.0332012$

Response type: Internal Std (Ref 19), Area * (IS Conc. / IS Area)

Curve type: Linear, Origin: Exclude, Weighting: 1/x, Axis trans: None

	# Name	Type	Std. Conc	RT	Area	IS Area	Response	Conc.	%Dev	Conc. Flag	CoD	CoD Flag	x=excluded
1	1 170710M3_2	Standard	0.250	3.46	484.804	16912.918	0.358	0.2	-9.4	NO	0.999	NO	bb
2	2 170710M3_3	Standard	0.500	3.45	1094.714	15983.809	0.856	0.6	14.6	NO	0.999	NO	db
3	3 170710M3_4	Standard	1.000	3.44	1816.426	14729.492	1.541	1.1	5.0	NO	0.999	NO	bb
4	4 170710M3_5	Standard	2.000	3.44	3368.228	16736.117	2.516	1.7	-13.6	NO	0.999	NO	bb
5	5 170710M3_6	Standard	5.000	3.44	9552.159	16831.109	7.094	4.9	-1.7	NO	0.999	NO	bb
6	6 170710M3_7	Standard	10.000	3.45	19620.016	16406.695	14.948	10.4	3.9	NO	0.999	NO	bb
7	7 170710M3_8	Standard	50.000	3.45	91102.258	15463.272	73.644	51.3	2.5	NO	0.999	NO	bb
8	8 170710M3_9	Standard	100.000	3.45	193055.844	17039.475	141.624	98.6	-1.4	NO	0.999	NO	bb

Compound name: PFHxS

Coefficient of Determination: $R^2 = 0.997055$

Calibration curve: $0.00158619 * x^2 + 1.83332 * x - 0.0924995$

Response type: Internal Std (Ref 20), Area * (IS Conc. / IS Area)

Curve type: 2nd Order, Origin: Exclude, Weighting: 1/x, Axis trans: None

	# Name	Type	Std. Conc	RT	Area	IS Area	Response	Conc.	%Dev	Conc. Flag	CoD	CoD Flag	x=excluded
1	1 170710M3_2	Standard	0.250	3.52	58.724	1651.524	0.444	0.3	17.1	NO	0.997	NO	bb
2	2 170710M3_3	Standard	0.500	3.51	92.843	1720.000	0.675	0.4	-16.3	NO	0.997	NO	MM
3	3 170710M3_4	Standard	1.000	3.51	174.046	1350.057	1.611	0.9	-7.1	NO	0.997	NO	db
4	4 170710M3_5	Standard	2.000	3.51	444.710	1600.253	3.474	1.9	-2.9	NO	0.997	NO	MM
5	5 170710M3_6	Standard	5.000	3.51	1145.275	1665.698	8.595	4.7	-5.6	NO	0.997	NO	bb
6	6 170710M3_7	Standard	10.000	3.51	2600.573	1486.850	21.863	11.9	18.5	NO	0.997	NO	MM
7	7 170710M3_8	Standard	50.000	3.51	10991.491	1511.473	90.900	47.7	-4.7	NO	0.997	NO	MM
8	8 170710M3_9	Standard	100.000	3.51	25585.689	1590.326	201.104	100.9	0.9	NO	0.997	NO	MM

Vista Analytical Laboratory

Dataset: U:\Q4.PRO\results\170710M3\170710M3-CRV-L14A.qld

Last Altered: Friday, July 14, 2017 08:57:46 Pacific Daylight Time

Printed: Friday, July 14, 2017 08:58:48 Pacific Daylight Time

Compound name: PFOA

Correlation coefficient: $r = 0.999752$, $r^2 = 0.999504$

Calibration curve: $1.13698 * x + 0.117502$

Response type: Internal Std (Ref 21), Area * (IS Conc. / IS Area)

Curve type: Linear, Origin: Exclude, Weighting: 1/x, Axis trans: None

	# Name	Type	Std. Conc	RT	Area	IS Area	Response	Conc.	%Dev	Conc. Flag	CoD	CoD Flag	x=excluded
1	1 170710M3_2	Standard	0.250	3.65	719.562	24338.092	0.370	0.2	-11.3	NO	1.000	NO	bb
2	2 170710M3_3	Standard	0.500	3.65	1500.520	25154.738	0.746	0.6	10.5	NO	1.000	NO	bb
3	3 170710M3_4	Standard	1.000	3.65	2177.131	22319.385	1.219	1.0	-3.1	NO	1.000	NO	bb
4	4 170710M3_5	Standard	2.000	3.65	4933.051	25531.586	2.415	2.0	1.0	NO	1.000	NO	bb
5	5 170710M3_6	Standard	5.000	3.64	12429.696	27012.830	5.752	5.0	-0.9	NO	1.000	NO	bb
6	6 170710M3_7	Standard	10.000	3.65	25517.219	27058.725	11.788	10.3	2.6	NO	1.000	NO	bb
7	7 170710M3_8	Standard	50.000	3.64	123694.688	26424.334	58.514	51.4	2.7	NO	1.000	NO	bb
8	8 170710M3_9	Standard	100.000	3.65	248919.391	27780.598	112.002	98.4	-1.6	NO	1.000	NO	bb

Compound name: PFNA

Correlation coefficient: $r = 0.999771$, $r^2 = 0.999542$

Calibration curve: $1.36517 * x + 0.0586296$

Response type: Internal Std (Ref 22), Area * (IS Conc. / IS Area)

Curve type: Linear, Origin: Include, Weighting: 1/x, Axis trans: None

	# Name	Type	Std. Conc	RT	Area	IS Area	Response	Conc.	%Dev	Conc. Flag	CoD	CoD Flag	x=excluded
1	1 170710M3_2	Standard	0.250	3.83	809.352	23133.879	0.437	0.3	11.0	NO	1.000	NO	bb
2	2 170710M3_3	Standard	0.500	3.82	1465.662	25510.555	0.718	0.5	-3.4	NO	1.000	NO	bb
3	3 170710M3_4	Standard	1.000	3.82	2763.543	25152.525	1.373	1.0	-3.7	NO	1.000	NO	bb
4	4 170710M3_5	Standard	2.000	3.82	6805.311	27896.482	3.049	2.2	9.5	NO	1.000	NO	bb
5	5 170710M3_6	Standard	5.000	3.82	16015.691	27575.711	7.260	5.3	5.5	NO	1.000	NO	bb
6	6 170710M3_7	Standard	10.000	3.82	32890.461	30707.572	13.389	9.8	-2.4	NO	1.000	NO	bb
7	7 170710M3_8	Standard	50.000	3.82	146644.188	26401.301	69.430	50.8	1.6	NO	1.000	NO	bb
8	8 170710M3_9	Standard	100.000	3.82	313277.875	28967.555	135.185	99.0	-1.0	NO	1.000	NO	bb

Vista Analytical Laboratory

Dataset: U:\Q4.PRO\results\170710M3\170710M3-CRV-L14A.qld

Last Altered: Friday, July 14, 2017 08:57:46 Pacific Daylight Time

Printed: Friday, July 14, 2017 08:58:48 Pacific Daylight Time

Compound name: PFOS

Coefficient of Determination: R² = 0.999061

Calibration curve: 0.00185446 * x² + 1.10476 * x + 0.0290336

Response type: Internal Std (Ref 23), Area * (IS Conc. / IS Area)

Curve type: 2nd Order, Origin: Include, Weighting: 1/x, Axis trans: None

#	Name	Type	Std. Conc	RT	Area	IS Area	Response	Conc.	%Dev	Conc. Flag	CoD	CoD Flag	x=excluded
1	1 170710M3_2	Standard	0.250	3.88	115.763	5370.698	0.269	0.2	-13.0	NO	0.999	NO	bb
2	2 170710M3_3	Standard	0.500	3.87	241.388	5419.104	0.557	0.5	-4.5	NO	0.999	NO	MM
3	3 170710M3_4	Standard	1.000	3.88	500.986	5346.955	1.171	1.0	3.2	NO	0.999	NO	bb
4	4 170710M3_5	Standard	2.000	3.88	1168.767	5508.184	2.652	2.4	18.3	NO	0.999	NO	bb
5	5 170710M3_6	Standard	5.000	3.87	2478.524	5282.377	5.865	5.2	4.7	NO	0.999	NO	bb
6	6 170710M3_7	Standard	10.000	3.88	5348.684	5677.549	11.776	10.4	4.5	NO	0.999	NO	bb
7	7 170710M3_8	Standard	50.000	3.88	26226.332	5678.869	57.728	48.3	-3.4	NO	0.999	NO	bb
8	8 170710M3_9	Standard	100.000	3.88	56412.301	5421.565	130.065	100.7	0.7	NO	0.999	NO	bb

Compound name: PFDA

Coefficient of Determination: R² = 0.998836

Calibration curve: 0.000679513 * x² + 1.50572 * x + -0.0681733

Response type: Internal Std (Ref 24), Area * (IS Conc. / IS Area)

Curve type: 2nd Order, Origin: Exclude, Weighting: 1/x, Axis trans: None

#	Name	Type	Std. Conc	RT	Area	IS Area	Response	Conc.	%Dev	Conc. Flag	CoD	CoD Flag	x=excluded
1	1 170710M3_2	Standard	0.250	3.99	972.213	28930.936	0.420	0.3	29.7	NO	0.999	NO	db
2	2 170710M3_3	Standard	0.500	4.00	1382.475	29747.686	0.581	0.4	-13.8	NO	0.999	NO	bb
3	3 170710M3_4	Standard	1.000	3.99	3557.009	31897.771	1.394	1.0	-2.9	NO	0.999	NO	bb
4	4 170710M3_5	Standard	2.000	3.99	7354.864	31493.791	2.919	2.0	-0.9	NO	0.999	NO	bb
5	5 170710M3_6	Standard	5.000	4.00	16044.657	29596.766	6.776	4.5	-9.3	NO	0.999	NO	bb
6	6 170710M3_7	Standard	10.000	3.99	37473.484	33043.109	14.176	9.4	-5.8	NO	0.999	NO	bb
7	7 170710M3_8	Standard	50.000	3.99	195941.813	30631.795	79.959	51.9	3.9	NO	0.999	NO	bb
8	8 170710M3_9	Standard	100.000	3.99	392413.031	31463.066	155.902	99.1	-0.9	NO	0.999	NO	bb

Dataset: U:\Q4.PRO\results\170710M3\170710M3-CRV-L14A.qld

Last Altered: Friday, July 14, 2017 08:57:46 Pacific Daylight Time

Printed: Friday, July 14, 2017 08:58:48 Pacific Daylight Time

Compound name: PFUnA

Correlation coefficient: $r = 0.998876$, $r^2 = 0.997753$

Calibration curve: $1.03711 * x + 0.141151$

Response type: Internal Std (Ref 25), Area * (IS Conc. / IS Area)

Curve type: Linear, Origin: Exclude, Weighting: 1/x, Axis trans: None

#	Name	Type	Std. Conc	RT	Area	IS Area	Response	Conc.	%Dev	Conc. Flag	CoD	CoD Flag	x=excluded
1	1 170710M3_2	Standard	0.250	4.15	1000.258	28511.633	0.439	0.3	14.7	NO	0.998	NO	bb
2	2 170710M3_3	Standard	0.500	4.15	1613.189	35214.363	0.573	0.4	-16.8	NO	0.998	NO	bb
3	3 170710M3_4	Standard	1.000	4.15	3030.180	29618.668	1.279	1.1	9.7	NO	0.998	NO	bb
4	4 170710M3_5	Standard	2.000	4.15	5814.139	32452.291	2.239	2.0	1.2	NO	0.998	NO	bb
5	5 170710M3_6	Standard	5.000	4.15	14655.979	32879.375	5.572	5.2	4.7	NO	0.998	NO	bb
6	6 170710M3_7	Standard	10.000	4.15	29217.963	39593.965	9.224	8.8	-12.4	NO	0.998	NO	bb
7	7 170710M3_8	Standard	50.000	4.15	137931.563	34542.293	49.914	48.0	-4.0	NO	0.998	NO	bb
8	8 170710M3_9	Standard	100.000	4.15	285394.844	33371.344	106.901	102.9	2.9	NO	0.998	NO	bb

Compound name: N-MeFOSAA

Coefficient of Determination: $R^2 = 0.999758$

Calibration curve: $-0.000725393 * x^2 + 1.88459 * x + -0.112345$

Response type: Internal Std (Ref 26), Area * (IS Conc. / IS Area)

Curve type: 2nd Order, Origin: Include, Weighting: 1/x, Axis trans: None

#	Name	Type	Std. Conc	RT	Area	IS Area	Response	Conc.	%Dev	Conc. Flag	CoD	CoD Flag	x=excluded
1	1 170710M3_2	Standard	0.250	4.01	186.794	7235.550	0.323	0.2	-7.7	NO	1.000	NO	bb
2	2 170710M3_3	Standard	0.500	4.02	464.219	7333.048	0.791	0.5	-4.1	NO	1.000	NO	bb
3	3 170710M3_4	Standard	1.000	4.02	800.254	6481.465	1.543	0.9	-12.1	NO	1.000	NO	bb
4	4 170710M3_5	Standard	2.000	4.02	1945.937	6639.098	3.664	2.0	0.3	NO	1.000	NO	bb
5	5 170710M3_6	Standard	5.000	4.02	5107.766	6875.079	9.287	5.0	-0.1	NO	1.000	NO	bb
6	6 170710M3_7	Standard	10.000	4.02	10428.781	7052.758	18.484	9.9	-0.9	NO	1.000	NO	bb
7	7 170710M3_8	Standard	50.000	4.02	47146.820	6322.343	93.215	50.5	1.0	NO	1.000	NO	bb
8	8 170710M3_9	Standard	100.000	4.02	100772.484	6972.632	180.657	99.7	-0.3	NO	1.000	NO	bb

Vista Analytical Laboratory

Dataset: U:\Q4.PRO\results\170710M3\170710M3-CRV-L14A.qld

Last Altered: Friday, July 14, 2017 08:57:46 Pacific Daylight Time

Printed: Friday, July 14, 2017 08:58:48 Pacific Daylight Time

Compound name: N-EtFOSAA

Coefficient of Determination: R² = 0.998485

Calibration curve: 0.00300948 * x² + 1.32985 * x + 0.0134202

Response type: Internal Std (Ref 27), Area * (IS Conc. / IS Area)

Curve type: 2nd Order, Origin: Include, Weighting: 1/x, Axis trans: None

#	Name	Type	Std. Conc	RT	Area	IS Area	Response	Conc.	%Dev	Conc. Flag	CoD	CoD Flag	x=excluded
1	1 170710M3_2	Standard	0.250	4.09	234.930	7680.203	0.382	0.3	10.9	NO	0.998	NO	bb
2	2 170710M3_3	Standard	0.500	4.09	302.139	7756.188	0.487	0.4	-28.8	NO	0.998	NO	bb
3	3 170710M3_4	Standard	1.000	4.09	661.819	6483.096	1.276	0.9	-5.3	NO	0.998	NO	bb
4	4 170710M3_5	Standard	2.000	4.09	1767.924	6911.000	3.198	2.4	19.1	NO	0.998	NO	bb
5	5 170710M3_6	Standard	5.000	4.09	4013.729	7309.417	6.864	5.1	1.9	NO	0.998	NO	bb
6	6 170710M3_7	Standard	10.000	4.09	8229.293	6897.159	14.914	10.9	9.3	NO	0.998	NO	bb
7	7 170710M3_8	Standard	50.000	4.09	40260.930	7098.953	70.892	48.1	-3.9	NO	0.998	NO	bb
8	8 170710M3_9	Standard	100.000	4.09	81647.523	6203.575	164.517	100.7	0.7	NO	0.998	NO	bb

Compound name: PFDoA

Coefficient of Determination: R² = 0.996663

Calibration curve: 0.00839285 * x² + 0.722755 * x + 0.0737712

Response type: Internal Std (Ref 28), Area * (IS Conc. / IS Area)

Curve type: 2nd Order, Origin: Include, Weighting: 1/x, Axis trans: None

#	Name	Type	Std. Conc	RT	Area	IS Area	Response	Conc.	%Dev	Conc. Flag	CoD	CoD Flag	x=excluded
1	1 170710M3_2	Standard	0.250	4.31	48.922	4029.594	0.152	0.1	-56.9	YES	0.997	NO	MMX
2	2 170710M3_3	Standard	0.500	4.30	130.253	4364.951	0.373	0.4	-17.6	NO	0.997	NO	MM
3	3 170710M3_4	Standard	1.000	4.31	250.646	3671.525	0.853	1.1	6.5	NO	0.997	NO	MM
4	4 170710M3_5	Standard	2.000	4.31	576.522	3407.532	2.115	2.7	36.9	YES	0.997	NO	MM
5	5 170710M3_6	Standard	5.000	4.31	1409.589	4397.531	4.007	5.1	2.7	NO	0.997	NO	bb
6	6 170710M3_7	Standard	10.000	4.31	2715.122	4609.228	7.363	9.1	-8.8	NO	0.997	NO	bb
7	7 170710M3_8	Standard	50.000	4.31	16155.003	3523.270	57.315	50.1	0.2	NO	0.997	NO	bb
8	8 170710M3_9	Standard	100.000	4.31	30002.807	3866.813	96.988	72.7	-27.3	NO	0.997	NO	bbX

Vista Analytical Laboratory

Dataset: U:\Q4.PRO\results\170710M3\170710M3-CRV-L14A.qld

Last Altered: Friday, July 14, 2017 08:57:46 Pacific Daylight Time

Printed: Friday, July 14, 2017 08:58:48 Pacific Daylight Time

Compound name: PFTTrDA

Coefficient of Determination: R² = 0.998284

Calibration curve: -0.0031383 * x² + 13.4645 * x + 0.137265

Response type: Internal Std (Ref 28), Area * (IS Conc. / IS Area)

Curve type: 2nd Order, Origin: Exclude, Weighting: 1/x, Axis trans: None

	# Name	Type	Std. Conc	RT	Area	IS Area	Response	Conc.	%Dev	Conc. Flag	CoD	CoD Flag	x=excluded
1	1 170710M3_2	Standard	0.250	4.47	1075.260	4029.594	3.336	0.2	-5.0	NO	0.998	NO	bb
2	2 170710M3_3	Standard	0.500	4.47	2399.472	4364.951	6.871	0.5	0.0	NO	0.998	NO	bb
3	3 170710M3_4	Standard	1.000	4.47	4107.874	3671.525	13.986	1.0	2.9	NO	0.998	NO	bd
4	4 170710M3_5	Standard	2.000	4.47	8625.419	3407.532	31.641	2.3	17.1	NO	0.998	NO	bb
5	5 170710M3_6	Standard	5.000	4.47	21857.848	4397.531	62.131	4.6	-7.8	NO	0.998	NO	bb
6	6 170710M3_7	Standard	10.000	4.47	44589.504	4609.228	120.925	9.0	-10.1	NO	0.998	NO	bb
7	7 170710M3_8	Standard	50.000	4.47	194608.984	3523.270	690.442	51.9	3.8	NO	0.998	NO	bb
8	8 170710M3_9	Standard	100.000	4.47	403466.813	3866.813	1304.261	99.1	-0.9	NO	0.998	NO	bb

Compound name: PFTeDA

Coefficient of Determination: R² = 0.999913

Calibration curve: -0.000928994 * x² + 1.26436 * x + 0.081381

Response type: Internal Std (Ref 29), Area * (IS Conc. / IS Area)

Curve type: 2nd Order, Origin: Exclude, Weighting: 1/x, Axis trans: None

	# Name	Type	Std. Conc	RT	Area	IS Area	Response	Conc.	%Dev	Conc. Flag	CoD	CoD Flag	x=excluded
1	1 170710M3_2	Standard	0.250	4.65	1083.578	33198.340	0.408	0.3	3.3	NO	1.000	NO	MM
2	2 170710M3_3	Standard	0.500	4.64	1820.870	32091.508	0.709	0.5	-0.6	NO	1.000	NO	bb
3	3 170710M3_4	Standard	1.000	4.64	2825.587	26986.623	1.309	1.0	-2.9	NO	1.000	NO	bb
4	4 170710M3_5	Standard	2.000	4.64	6951.492	32219.420	2.697	2.1	3.6	NO	1.000	NO	bd
5	5 170710M3_6	Standard	5.000	4.64	15829.568	31939.072	6.195	4.9	-2.9	NO	1.000	NO	bb
6	6 170710M3_7	Standard	10.000	4.64	32960.660	32979.863	12.493	9.9	-1.1	NO	1.000	NO	bb
7	7 170710M3_8	Standard	50.000	4.64	144863.203	29463.150	61.459	50.4	0.8	NO	1.000	NO	bb
8	8 170710M3_9	Standard	100.000	4.64	289834.000	30963.135	117.008	99.8	-0.2	NO	1.000	NO	bb

Vista Analytical Laboratory

Dataset: U:\Q4.PRO\results\170710M3\170710M3-CRV-L14A.qld

Last Altered: Friday, July 14, 2017 08:57:46 Pacific Daylight Time

Printed: Friday, July 14, 2017 08:58:48 Pacific Daylight Time

Compound name: 13C3-PFBA

Response Factor: 0.917788

RRF SD: 0.0220833, Relative SD: 2.40614

Response type: Internal Std (Ref 30), Area * (IS Conc. / IS Area)

Curve type: RF

	# Name	Type	Std. Conc	RT	Area	IS Area	Response	Conc.	%Dev	Conc. Flag	CoD	CoD Flag	x=excluded
1	1 170710M3_2	Standard	12.500	1.53	7397.170	8045.280	11.493	12.5	0.2	NO		NO	bb
2	2 170710M3_3	Standard	12.500	1.53	7319.772	8103.498	11.291	12.3	-1.6	NO		NO	bb
3	3 170710M3_4	Standard	12.500	1.52	6882.142	7483.426	11.496	12.5	0.2	NO		NO	bb
4	4 170710M3_5	Standard	12.500	1.53	7838.344	8401.936	11.662	12.7	1.6	NO		NO	bb
5	5 170710M3_6	Standard	12.500	1.53	7407.220	8412.924	11.006	12.0	-4.1	NO		NO	bb
6	6 170710M3_7	Standard	12.500	1.52	7861.154	8228.657	11.942	13.0	4.1	NO		NO	bb
7	7 170710M3_8	Standard	12.500	1.53	7586.854	8207.246	11.555	12.6	0.7	NO		NO	bb
8	8 170710M3_9	Standard	12.500	1.53	7829.357	8634.025	11.335	12.4	-1.2	NO		NO	bb

Compound name: 13C3-PFPeA

Response Factor: 0.274834

RRF SD: 0.00525449, Relative SD: 1.91188

Response type: Internal Std (Ref 31), Area * (IS Conc. / IS Area)

Curve type: RF

	# Name	Type	Std. Conc	RT	Area	IS Area	Response	Conc.	%Dev	Conc. Flag	CoD	CoD Flag	x=excluded
1	1 170710M3_2	Standard	12.500	2.77	14987.434	21818.400	3.435	12.5	-0.0	NO		NO	bb
2	2 170710M3_3	Standard	12.500	2.75	14679.565	21557.213	3.405	12.4	-0.9	NO		NO	bb
3	3 170710M3_4	Standard	12.500	2.75	13179.834	19500.141	3.379	12.3	-1.6	NO		NO	bb
4	4 170710M3_5	Standard	12.500	2.75	14388.955	20840.465	3.452	12.6	0.5	NO		NO	bb
5	5 170710M3_6	Standard	12.500	2.75	14900.713	22435.646	3.321	12.1	-3.3	NO		NO	bb
6	6 170710M3_7	Standard	12.500	2.75	14839.357	21282.260	3.486	12.7	1.5	NO		NO	bb
7	7 170710M3_8	Standard	12.500	2.75	14494.135	20826.820	3.480	12.7	1.3	NO		NO	bb
8	8 170710M3_9	Standard	12.500	2.75	15390.460	21826.197	3.526	12.8	2.6	NO		NO	bb

Vista Analytical Laboratory

Dataset: U:\Q4.PRO\results\170710M3\170710M3-CRV-L14A.qld

Last Altered: Friday, July 14, 2017 08:57:46 Pacific Daylight Time

Printed: Friday, July 14, 2017 08:58:48 Pacific Daylight Time

Compound name: 13C3-PFBS

Response Factor: 0.0331429

RRF SD: 0.00163339, Relative SD: 4.92831

Response type: Internal Std (Ref 31), Area * (IS Conc. / IS Area)

Curve type: RF

#	Name	Type	Std. Conc	RT	Area	IS Area	Response	Conc.	%Dev	Conc. Flag	CoD	CoD Flag	x=excluded
1	1 170710M3_2	Standard	12.500	2.97	1829.255	21818.400	0.419	12.6	1.2	NO		NO	bb
2	2 170710M3_3	Standard	12.500	2.96	1889.439	21557.213	0.438	13.2	5.8	NO		NO	bb
3	3 170710M3_4	Standard	12.500	2.96	1680.475	19500.141	0.431	13.0	4.0	NO		NO	bb
4	4 170710M3_5	Standard	12.500	2.95	1675.008	20840.465	0.402	12.1	-3.0	NO		NO	bb
5	5 170710M3_6	Standard	12.500	2.95	1827.422	22435.646	0.407	12.3	-1.7	NO		NO	bb
6	6 170710M3_7	Standard	12.500	2.95	1863.759	21282.260	0.438	13.2	5.7	NO		NO	bb
7	7 170710M3_8	Standard	12.500	2.95	1600.534	20826.820	0.384	11.6	-7.3	NO		NO	bb
8	8 170710M3_9	Standard	12.500	2.95	1723.074	21826.197	0.395	11.9	-4.7	NO		NO	bb

Compound name: 13C2-PFHxA

Response Factor: 0.303795

RRF SD: 0.0121481, Relative SD: 3.99878

Response type: Internal Std (Ref 31), Area * (IS Conc. / IS Area)

Curve type: RF

#	Name	Type	Std. Conc	RT	Area	IS Area	Response	Conc.	%Dev	Conc. Flag	CoD	CoD Flag	x=excluded
1	1 170710M3_2	Standard	5.000	3.20	6599.234	21818.400	1.512	5.0	-0.4	NO		NO	bb
2	2 170710M3_3	Standard	5.000	3.19	6260.955	21557.213	1.452	4.8	-4.4	NO		NO	bb
3	3 170710M3_4	Standard	5.000	3.19	5844.579	19500.141	1.499	4.9	-1.3	NO		NO	bb
4	4 170710M3_5	Standard	5.000	3.18	6095.467	20840.465	1.462	4.8	-3.7	NO		NO	bb
5	5 170710M3_6	Standard	5.000	3.18	6584.623	22435.646	1.467	4.8	-3.4	NO		NO	bb
6	6 170710M3_7	Standard	5.000	3.19	6880.506	21282.260	1.616	5.3	6.4	NO		NO	bb
7	7 170710M3_8	Standard	5.000	3.19	6517.125	20826.820	1.565	5.2	3.0	NO		NO	bb
8	8 170710M3_9	Standard	5.000	3.18	6887.408	21826.197	1.578	5.2	3.9	NO		NO	bb

Dataset: U:\Q4.PRO\results\170710M3\170710M3-CRV-L14A.qld

Last Altered: Friday, July 14, 2017 08:57:46 Pacific Daylight Time
 Printed: Friday, July 14, 2017 08:58:48 Pacific Daylight Time

Compound name: 13C4-PFHpA

Response Factor: 0.305965

RRF SD: 0.00856155, Relative SD: 2.79821

Response type: Internal Std (Ref 31), Area * (IS Conc. / IS Area)

Curve type: RF

	# Name	Type	Std. Conc	RT	Area	IS Area	Response	Conc.	%Dev	Conc. Flag	CoD	CoD Flag	x=excluded
1	1 170710M3_2	Standard	12.500	3.45	16912.918	21818.400	3.876	12.7	1.3	NO		NO	bb
2	2 170710M3_3	Standard	12.500	3.45	15983.809	21557.213	3.707	12.1	-3.1	NO		NO	bb
3	3 170710M3_4	Standard	12.500	3.45	14729.492	19500.141	3.777	12.3	-1.2	NO		NO	bb
4	4 170710M3_5	Standard	12.500	3.45	16736.117	20840.465	4.015	13.1	5.0	NO		NO	bb
5	5 170710M3_6	Standard	12.500	3.44	16831.109	22435.646	3.751	12.3	-1.9	NO		NO	bb
6	6 170710M3_7	Standard	12.500	3.45	16406.695	21282.260	3.855	12.6	0.8	NO		NO	bb
7	7 170710M3_8	Standard	12.500	3.44	15463.272	20826.820	3.712	12.1	-2.9	NO		NO	bb
8	8 170710M3_9	Standard	12.500	3.45	17039.475	21826.197	3.903	12.8	2.1	NO		NO	bb

Compound name: 18O2-PFHxS

Response Factor: 0.437301

RRF SD: 0.0226112, Relative SD: 5.17063

Response type: Internal Std (Ref 32), Area * (IS Conc. / IS Area)

Curve type: RF

	# Name	Type	Std. Conc	RT	Area	IS Area	Response	Conc.	%Dev	Conc. Flag	CoD	CoD Flag	x=excluded
1	1 170710M3_2	Standard	12.500	3.52	1651.524	3795.795	5.439	12.4	-0.5	NO		NO	bb
2	2 170710M3_3	Standard	12.500	3.52	1720.000	3856.194	5.575	12.7	2.0	NO		NO	bb
3	3 170710M3_4	Standard	12.500	3.52	1350.057	3265.055	5.169	11.8	-5.4	NO		NO	bb
4	4 170710M3_5	Standard	12.500	3.52	1600.253	3796.757	5.268	12.0	-3.6	NO		NO	bb
5	5 170710M3_6	Standard	12.500	3.52	1665.698	3472.170	5.997	13.7	9.7	NO		NO	bb
6	6 170710M3_7	Standard	12.500	3.51	1486.850	3371.803	5.512	12.6	0.8	NO		NO	bb
7	7 170710M3_8	Standard	12.500	3.51	1511.473	3354.416	5.632	12.9	3.0	NO		NO	bb
8	8 170710M3_9	Standard	12.500	3.52	1590.326	3869.111	5.138	11.7	-6.0	NO		NO	bb

Dataset: U:\Q4.PRO\results\170710M3\170710M3-CRV-L14A.qld

Last Altered: Friday, July 14, 2017 08:57:46 Pacific Daylight Time

Printed: Friday, July 14, 2017 08:58:48 Pacific Daylight Time

Compound name: 13C2-PFOA

Response Factor: 1.29206

RRF SD: 0.0648147, Relative SD: 5.01639

Response type: Internal Std (Ref 33), Area * (IS Conc. / IS Area)

Curve type: RF

	# Name	Type	Std. Conc	RT	Area	IS Area	Response	Conc.	%Dev	Conc. Flag	CoD	CoD Flag	x=excluded
1	1 170710M3_2	Standard	12.500	3.65	24338.092	17959.266	16.940	13.1	4.9	NO		NO	bb
2	2 170710M3_3	Standard	12.500	3.65	25154.738	19184.902	16.390	12.7	1.5	NO		NO	bb
3	3 170710M3_4	Standard	12.500	3.65	22319.385	18247.898	15.289	11.8	-5.3	NO		NO	bb
4	4 170710M3_5	Standard	12.500	3.65	25531.586	20935.916	15.244	11.8	-5.6	NO		NO	bb
5	5 170710M3_6	Standard	12.500	3.64	27012.830	21746.758	15.527	12.0	-3.9	NO		NO	bb
6	6 170710M3_7	Standard	12.500	3.65	27058.725	19624.896	17.235	13.3	6.7	NO		NO	bb
7	7 170710M3_8	Standard	12.500	3.65	26424.334	21065.352	15.680	12.1	-2.9	NO		NO	bb
8	8 170710M3_9	Standard	12.500	3.65	27780.598	20545.762	16.902	13.1	4.6	NO		NO	bb

Compound name: 13C5-PFNA

Response Factor: 0.980095

RRF SD: 0.0617584, Relative SD: 6.30126

Response type: Internal Std (Ref 34), Area * (IS Conc. / IS Area)

Curve type: RF

	# Name	Type	Std. Conc	RT	Area	IS Area	Response	Conc.	%Dev	Conc. Flag	CoD	CoD Flag	x=excluded
1	1 170710M3_2	Standard	12.500	3.83	23133.879	24826.572	11.648	11.9	-4.9	NO		NO	bb
2	2 170710M3_3	Standard	12.500	3.82	25510.555	25407.900	12.551	12.8	2.4	NO		NO	bb
3	3 170710M3_4	Standard	12.500	3.82	25152.525	26987.840	11.650	11.9	-4.9	NO		NO	bb
4	4 170710M3_5	Standard	12.500	3.82	27896.482	30615.023	11.390	11.6	-7.0	NO		NO	bb
5	5 170710M3_6	Standard	12.500	3.82	27575.711	27704.439	12.442	12.7	1.6	NO		NO	bb
6	6 170710M3_7	Standard	12.500	3.82	30707.572	28246.664	13.589	13.9	10.9	NO		NO	bb
7	7 170710M3_8	Standard	12.500	3.82	26401.301	25411.732	12.987	13.3	6.0	NO		NO	bb
8	8 170710M3_9	Standard	12.500	3.82	28967.555	30807.039	11.754	12.0	-4.1	NO		NO	bb

Dataset: U:\Q4.PRO\results\170710M3\170710M3-CRV-L14A.qld

Last Altered: Friday, July 14, 2017 08:57:46 Pacific Daylight Time
 Printed: Friday, July 14, 2017 08:58:48 Pacific Daylight Time

Compound name: 13C8-PFOS

Response Factor: 1.09812

RRF SD: 0.106578, Relative SD: 9.7055

Response type: Internal Std (Ref 35), Area * (IS Conc. / IS Area)

Curve type: RF

#	Name	Type	Std. Conc	RT	Area	IS Area	Response	Conc.	%Dev	Conc. Flag	CoD	CoD Flag	x=excluded
1	1 170710M3_2	Standard	12.500	3.88	5370.698	4072.196	16.486	15.0	20.1	NO		NO	bb
2	2 170710M3_3	Standard	12.500	3.88	5419.104	5130.696	13.203	12.0	-3.8	NO		NO	bb
3	3 170710M3_4	Standard	12.500	3.87	5346.955	4837.479	13.816	12.6	0.7	NO		NO	bb
4	4 170710M3_5	Standard	12.500	3.88	5508.184	5669.458	12.144	11.1	-11.5	NO		NO	bb
5	5 170710M3_6	Standard	12.500	3.87	5282.377	5068.695	13.027	11.9	-5.1	NO		NO	bb
6	6 170710M3_7	Standard	12.500	3.88	5677.549	5023.010	14.129	12.9	2.9	NO		NO	bb
7	7 170710M3_8	Standard	12.500	3.87	5678.869	4963.667	14.301	13.0	4.2	NO		NO	bb
8	8 170710M3_9	Standard	12.500	3.88	5421.565	5333.926	12.705	11.6	-7.4	NO		NO	bd

Compound name: 13C2-PFDA

Response Factor: 0.927939

RRF SD: 0.0650889, Relative SD: 7.01435

Response type: Internal Std (Ref 36), Area * (IS Conc. / IS Area)

Curve type: RF

#	Name	Type	Std. Conc	RT	Area	IS Area	Response	Conc.	%Dev	Conc. Flag	CoD	CoD Flag	x=excluded
1	1 170710M3_2	Standard	12.500	3.99	28930.936	30066.424	12.028	13.0	3.7	NO		NO	bb
2	2 170710M3_3	Standard	12.500	3.99	29747.686	34644.785	10.733	11.6	-7.5	NO		NO	bb
3	3 170710M3_4	Standard	12.500	3.99	31897.771	35483.492	11.237	12.1	-3.1	NO		NO	bb
4	4 170710M3_5	Standard	12.500	3.99	31493.791	33241.297	11.843	12.8	2.1	NO		NO	bb
5	5 170710M3_6	Standard	12.500	4.00	29596.766	34417.320	10.749	11.6	-7.3	NO		NO	bb
6	6 170710M3_7	Standard	12.500	3.99	33043.109	37874.355	10.906	11.8	-6.0	NO		NO	bb
7	7 170710M3_8	Standard	12.500	3.99	30631.795	30816.412	12.425	13.4	7.1	NO		NO	bb
8	8 170710M3_9	Standard	12.500	3.99	31463.066	30550.707	12.873	13.9	11.0	NO		NO	bb

Dataset: U:\Q4.PRO\results\170710M3\170710M3-CRV-L14A.qld

Last Altered: Friday, July 14, 2017 08:57:46 Pacific Daylight Time
 Printed: Friday, July 14, 2017 08:58:48 Pacific Daylight Time

Compound name: 13C2-PFUnA

Response Factor: 1.08252

RRF SD: 0.0785153, Relative SD: 7.25299

Response type: Internal Std (Ref 37), Area * (IS Conc. / IS Area)

Curve type: RF

	# Name	Type	Std. Conc	RT	Area	IS Area	Response	Conc.	%Dev	Conc. Flag	CoD	CoD Flag	x=excluded
1	1 170710M3_2	Standard	12.500	4.15	28511.633	29392.709	12.125	11.2	-10.4	NO		NO	bb
2	2 170710M3_3	Standard	12.500	4.15	35214.363	33292.914	13.221	12.2	-2.3	NO		NO	db
3	3 170710M3_4	Standard	12.500	4.15	29618.668	25046.889	14.782	13.7	9.2	NO		NO	bb
4	4 170710M3_5	Standard	12.500	4.15	32452.291	31311.639	12.955	12.0	-4.3	NO		NO	bb
5	5 170710M3_6	Standard	12.500	4.15	32879.375	32131.605	12.791	11.8	-5.5	NO		NO	bb
6	6 170710M3_7	Standard	12.500	4.15	39593.965	33095.688	14.954	13.8	10.5	NO		NO	bb
7	7 170710M3_8	Standard	12.500	4.15	34542.293	32101.432	13.450	12.4	-0.6	NO		NO	bb
8	8 170710M3_9	Standard	12.500	4.15	33371.344	29853.807	13.973	12.9	3.3	NO		NO	bb

Compound name: d3-N-MeFOSAA

Response Factor: 0.224351

RRF SD: 0.0203519, Relative SD: 9.07147

Response type: Internal Std (Ref 37), Area * (IS Conc. / IS Area)

Curve type: RF

	# Name	Type	Std. Conc	RT	Area	IS Area	Response	Conc.	%Dev	Conc. Flag	CoD	CoD Flag	x=excluded
1	1 170710M3_2	Standard	12.500	4.02	7235.550	29392.709	3.077	13.7	9.7	NO		NO	bb
2	2 170710M3_3	Standard	12.500	4.02	7333.048	33292.914	2.753	12.3	-1.8	NO		NO	bb
3	3 170710M3_4	Standard	12.500	4.02	6481.465	25046.889	3.235	14.4	15.3	NO		NO	bb
4	4 170710M3_5	Standard	12.500	4.02	6639.098	31311.639	2.650	11.8	-5.5	NO		NO	bb
5	5 170710M3_6	Standard	12.500	4.02	6875.079	32131.605	2.675	11.9	-4.6	NO		NO	bb
6	6 170710M3_7	Standard	12.500	4.02	7052.758	33095.688	2.664	11.9	-5.0	NO		NO	bb
7	7 170710M3_8	Standard	12.500	4.02	6322.343	32101.432	2.462	11.0	-12.2	NO		NO	bb
8	8 170710M3_9	Standard	12.500	4.02	6972.632	29853.807	2.919	13.0	4.1	NO		NO	bb

Vista Analytical Laboratory

Dataset: U:\Q4.PRO\results\170710M3\170710M3-CRV-L14A.qld

Last Altered: Friday, July 14, 2017 08:57:46 Pacific Daylight Time

Printed: Friday, July 14, 2017 08:58:48 Pacific Daylight Time

Compound name: d5-N-EtFOSAA

Response Factor: 0.22983

RRF SD: 0.0205291, Relative SD: 8.9323

Response type: Internal Std (Ref 37), Area * (IS Conc. / IS Area)

Curve type: RF

#	Name	Type	Std. Conc	RT	Area	IS Area	Response	Conc.	%Dev	Conc. Flag	CoD	CoD Flag	x=excluded
1	1 170710M3_2	Standard	12.500	4.09	7680.203	29392.709	3.266	14.2	13.7	NO		NO	bb
2	2 170710M3_3	Standard	12.500	4.09	7756.188	33292.914	2.912	12.7	1.4	NO		NO	bb
3	3 170710M3_4	Standard	12.500	4.09	6483.096	25046.889	3.235	14.1	12.6	NO		NO	bb
4	4 170710M3_5	Standard	12.500	4.09	6911.000	31311.639	2.759	12.0	-4.0	NO		NO	bb
5	5 170710M3_6	Standard	12.500	4.09	7309.417	32131.605	2.844	12.4	-1.0	NO		NO	bb
6	6 170710M3_7	Standard	12.500	4.09	6897.159	33095.688	2.605	11.3	-9.3	NO		NO	bb
7	7 170710M3_8	Standard	12.500	4.09	7098.953	32101.432	2.764	12.0	-3.8	NO		NO	bb
8	8 170710M3_9	Standard	12.500	4.09	6203.575	29853.807	2.597	11.3	-9.6	NO		NO	bb

Compound name: 13C2-PFDoA

Response Factor: 0.129878

RRF SD: 0.0137216, Relative SD: 10.565

Response type: Internal Std (Ref 37), Area * (IS Conc. / IS Area)

Curve type: RF

#	Name	Type	Std. Conc	RT	Area	IS Area	Response	Conc.	%Dev	Conc. Flag	CoD	CoD Flag	x=excluded
1	1 170710M3_2	Standard	12.500	4.31	4029.594	29392.709	1.714	13.2	5.6	NO		NO	bb
2	2 170710M3_3	Standard	12.500	4.31	4364.951	33292.914	1.639	12.6	0.9	NO		NO	bb
3	3 170710M3_4	Standard	12.500	4.30	3671.525	25046.889	1.832	14.1	12.9	NO		NO	bb
4	4 170710M3_5	Standard	12.500	4.31	3407.532	31311.639	1.360	10.5	-16.2	NO		NO	bb
5	5 170710M3_6	Standard	12.500	4.30	4397.531	32131.605	1.711	13.2	5.4	NO		NO	bb
6	6 170710M3_7	Standard	12.500	4.31	4609.228	33095.688	1.741	13.4	7.2	NO		NO	bb
7	7 170710M3_8	Standard	12.500	4.30	3523.270	32101.432	1.372	10.6	-15.5	NO		NO	bb
8	8 170710M3_9	Standard	12.500	4.31	3866.813	29853.807	1.619	12.5	-0.3	NO		NO	bb

Vista Analytical Laboratory

Dataset: U:\Q4.PRO\results\170710M3\170710M3-CRV-L14A.qld

Last Altered: Friday, July 14, 2017 08:57:46 Pacific Daylight Time

Printed: Friday, July 14, 2017 08:58:48 Pacific Daylight Time

Compound name: 13C2-PFTeDA

Response Factor: 1.01816

RRF SD: 0.0659527, Relative SD: 6.47762

Response type: Internal Std (Ref 37), Area * (IS Conc. / IS Area)

Curve type: RF

	# Name	Type	Std. Conc	RT	Area	IS Area	Response	Conc.	%Dev	Conc. Flag	CoD	CoD Flag	x=excluded
1	1 170710M3_2	Standard	12.500	4.65	33198.340	29392.709	14.118	13.9	10.9	NO		NO	bb
2	2 170710M3_3	Standard	12.500	4.65	32091.508	33292.914	12.049	11.8	-5.3	NO		NO	bb
3	3 170710M3_4	Standard	12.500	4.64	26986.623	25046.889	13.468	13.2	5.8	NO		NO	bb
4	4 170710M3_5	Standard	12.500	4.65	32219.420	31311.639	12.862	12.6	1.1	NO		NO	bb
5	5 170710M3_6	Standard	12.500	4.65	31939.072	32131.605	12.425	12.2	-2.4	NO		NO	bb
6	6 170710M3_7	Standard	12.500	4.65	32979.863	33095.688	12.456	12.2	-2.1	NO		NO	bb
7	7 170710M3_8	Standard	12.500	4.64	29463.150	32101.432	11.473	11.3	-9.9	NO		NO	bb
8	8 170710M3_9	Standard	12.500	4.65	30963.135	29853.807	12.964	12.7	1.9	NO		NO	bb

Compound name: 13C4-PFBA

Response Factor: 1

RRF SD: 0, Relative SD: 0

Response type: Internal Std (Ref 30), Area * (IS Conc. / IS Area)

Curve type: RF

	# Name	Type	Std. Conc	RT	Area	IS Area	Response	Conc.	%Dev	Conc. Flag	CoD	CoD Flag	x=excluded
1	1 170710M3_2	Standard	12.500	1.53	8045.280	8045.280	12.500	12.5	0.0	NO		NO	bb
2	2 170710M3_3	Standard	12.500	1.53	8103.498	8103.498	12.500	12.5	0.0	NO		NO	bb
3	3 170710M3_4	Standard	12.500	1.52	7483.426	7483.426	12.500	12.5	0.0	NO		NO	bb
4	4 170710M3_5	Standard	12.500	1.53	8401.936	8401.936	12.500	12.5	0.0	NO		NO	bb
5	5 170710M3_6	Standard	12.500	1.53	8412.924	8412.924	12.500	12.5	0.0	NO		NO	bb
6	6 170710M3_7	Standard	12.500	1.52	8228.657	8228.657	12.500	12.5	0.0	NO		NO	bb
7	7 170710M3_8	Standard	12.500	1.53	8207.246	8207.246	12.500	12.5	0.0	NO		NO	bb
8	8 170710M3_9	Standard	12.500	1.53	8634.025	8634.025	12.500	12.5	0.0	NO		NO	bb

Vista Analytical Laboratory

Dataset: U:\Q4.PRO\results\170710M3\170710M3-CRV-L14A.qld

Last Altered: Friday, July 14, 2017 08:57:46 Pacific Daylight Time

Printed: Friday, July 14, 2017 08:58:48 Pacific Daylight Time

Compound name: 13C5-PFHxA

Response Factor: 1

RRF SD: 0, Relative SD: 0

Response type: Internal Std (Ref 31), Area * (IS Conc. / IS Area)

Curve type: RF

	# Name	Type	Std. Conc	RT	Area	IS Area	Response	Conc.	%Dev	Conc. Flag	CoD	CoD Flag	x=excluded
1	1 170710M3_2	Standard	5.000	3.19	21818.400	21818.400	5.000	5.0	0.0	NO		NO	bb
2	2 170710M3_3	Standard	5.000	3.19	21557.213	21557.213	5.000	5.0	0.0	NO		NO	bb
3	3 170710M3_4	Standard	5.000	3.18	19500.141	19500.141	5.000	5.0	0.0	NO		NO	bb
4	4 170710M3_5	Standard	5.000	3.19	20840.465	20840.465	5.000	5.0	0.0	NO		NO	bb
5	5 170710M3_6	Standard	5.000	3.18	22435.646	22435.646	5.000	5.0	0.0	NO		NO	bb
6	6 170710M3_7	Standard	5.000	3.19	21282.260	21282.260	5.000	5.0	0.0	NO		NO	bb
7	7 170710M3_8	Standard	5.000	3.19	20826.820	20826.820	5.000	5.0	0.0	NO		NO	bb
8	8 170710M3_9	Standard	5.000	3.18	21826.197	21826.197	5.000	5.0	0.0	NO		NO	bb

Compound name: 13C3-PFHxS

Response Factor: 1

RRF SD: 1.11022e-016, Relative SD: 1.11022e-014

Response type: Internal Std (Ref 32), Area * (IS Conc. / IS Area)

Curve type: RF

	# Name	Type	Std. Conc	RT	Area	IS Area	Response	Conc.	%Dev	Conc. Flag	CoD	CoD Flag	x=excluded
1	1 170710M3_2	Standard	12.500	3.52	3795.795	3795.795	12.500	12.5	0.0	NO		NO	bb
2	2 170710M3_3	Standard	12.500	3.52	3856.194	3856.194	12.500	12.5	0.0	NO		NO	bb
3	3 170710M3_4	Standard	12.500	3.51	3265.055	3265.055	12.500	12.5	0.0	NO		NO	bb
4	4 170710M3_5	Standard	12.500	3.52	3796.757	3796.757	12.500	12.5	0.0	NO		NO	bb
5	5 170710M3_6	Standard	12.500	3.51	3472.170	3472.170	12.500	12.5	0.0	NO		NO	bb
6	6 170710M3_7	Standard	12.500	3.52	3371.803	3371.803	12.500	12.5	0.0	NO		NO	bb
7	7 170710M3_8	Standard	12.500	3.52	3354.416	3354.416	12.500	12.5	0.0	NO		NO	bb
8	8 170710M3_9	Standard	12.500	3.52	3869.111	3869.111	12.500	12.5	0.0	NO		NO	bb

Dataset: U:\Q4.PRO\results\170710M3\170710M3-CRV-L14A.qld

Last Altered: Friday, July 14, 2017 08:57:46 Pacific Daylight Time
 Printed: Friday, July 14, 2017 08:58:48 Pacific Daylight Time

Compound name: 13C8-PFOA

Response Factor: 1

RRF SD: 4.19625e-017, Relative SD: 4.19625e-015

Response type: Internal Std (Ref 33), Area * (IS Conc. / IS Area)

Curve type: RF

#	Name	Type	Std. Conc	RT	Area	IS Area	Response	Conc.	%Dev	Conc. Flag	CoD	CoD Flag	x=excluded
1	1 170710M3_2	Standard	12.500	3.65	17959.266	17959.266	12.500	12.5	0.0	NO		NO	bb
2	2 170710M3_3	Standard	12.500	3.65	19184.902	19184.902	12.500	12.5	0.0	NO		NO	bb
3	3 170710M3_4	Standard	12.500	3.64	18247.898	18247.898	12.500	12.5	0.0	NO		NO	bb
4	4 170710M3_5	Standard	12.500	3.65	20935.916	20935.916	12.500	12.5	0.0	NO		NO	bb
5	5 170710M3_6	Standard	12.500	3.64	21746.758	21746.758	12.500	12.5	0.0	NO		NO	bb
6	6 170710M3_7	Standard	12.500	3.65	19624.896	19624.896	12.500	12.5	0.0	NO		NO	bb
7	7 170710M3_8	Standard	12.500	3.65	21065.352	21065.352	12.500	12.5	0.0	NO		NO	bb
8	8 170710M3_9	Standard	12.500	3.65	20545.762	20545.762	12.500	12.5	0.0	NO		NO	bb

Compound name: 13C9-PFNA

Response Factor: 1

RRF SD: 1.25887e-016, Relative SD: 1.25887e-014

Response type: Internal Std (Ref 34), Area * (IS Conc. / IS Area)

Curve type: RF

#	Name	Type	Std. Conc	RT	Area	IS Area	Response	Conc.	%Dev	Conc. Flag	CoD	CoD Flag	x=excluded
1	1 170710M3_2	Standard	12.500	3.82	24826.572	24826.572	12.500	12.5	0.0	NO		NO	bb
2	2 170710M3_3	Standard	12.500	3.82	25407.900	25407.900	12.500	12.5	0.0	NO		NO	bb
3	3 170710M3_4	Standard	12.500	3.82	26987.840	26987.840	12.500	12.5	0.0	NO		NO	bb
4	4 170710M3_5	Standard	12.500	3.82	30615.023	30615.023	12.500	12.5	0.0	NO		NO	bb
5	5 170710M3_6	Standard	12.500	3.82	27704.439	27704.439	12.500	12.5	0.0	NO		NO	bb
6	6 170710M3_7	Standard	12.500	3.82	28246.664	28246.664	12.500	12.5	0.0	NO		NO	bb
7	7 170710M3_8	Standard	12.500	3.82	25411.732	25411.732	12.500	12.5	0.0	NO		NO	bb
8	8 170710M3_9	Standard	12.500	3.82	30807.039	30807.039	12.500	12.5	0.0	NO		NO	bb

Vista Analytical Laboratory

Dataset: U:\Q4.PRO\results\170710M3\170710M3-CRV-L14A.qld

Last Altered: Friday, July 14, 2017 08:57:46 Pacific Daylight Time

Printed: Friday, July 14, 2017 08:58:48 Pacific Daylight Time

Compound name: 13C4-PFOS

Response Factor: 1

RRF SD: 8.3925e-017, Relative SD: 8.3925e-015

Response type: Internal Std (Ref 35), Area * (IS Conc. / IS Area)

Curve type: RF

#	Name	Type	Std. Conc	RT	Area	IS Area	Response	Conc.	%Dev	Conc. Flag	CoD	CoD Flag	x=excluded
1	1 170710M3_2	Standard	12.500	3.88	4072.196	4072.196	12.500	12.5	0.0	NO		NO	bb
2	2 170710M3_3	Standard	12.500	3.88	5130.696	5130.696	12.500	12.5	0.0	NO		NO	bb
3	3 170710M3_4	Standard	12.500	3.87	4837.479	4837.479	12.500	12.5	0.0	NO		NO	bb
4	4 170710M3_5	Standard	12.500	3.87	5669.458	5669.458	12.500	12.5	0.0	NO		NO	bb
5	5 170710M3_6	Standard	12.500	3.88	5068.695	5068.695	12.500	12.5	0.0	NO		NO	bb
6	6 170710M3_7	Standard	12.500	3.87	5023.010	5023.010	12.500	12.5	0.0	NO		NO	bb
7	7 170710M3_8	Standard	12.500	3.87	4963.667	4963.667	12.500	12.5	0.0	NO		NO	bb
8	8 170710M3_9	Standard	12.500	3.88	5333.926	5333.926	12.500	12.5	0.0	NO		NO	bb

Compound name: 13C6-PFDA

Response Factor: 1

RRF SD: 5.93439e-017, Relative SD: 5.93439e-015

Response type: Internal Std (Ref 36), Area * (IS Conc. / IS Area)

Curve type: RF

#	Name	Type	Std. Conc	RT	Area	IS Area	Response	Conc.	%Dev	Conc. Flag	CoD	CoD Flag	x=excluded
1	1 170710M3_2	Standard	12.500	3.99	30066.424	30066.424	12.500	12.5	0.0	NO		NO	bb
2	2 170710M3_3	Standard	12.500	3.99	34644.785	34644.785	12.500	12.5	0.0	NO		NO	bb
3	3 170710M3_4	Standard	12.500	3.99	35483.492	35483.492	12.500	12.5	0.0	NO		NO	bb
4	4 170710M3_5	Standard	12.500	3.99	33241.297	33241.297	12.500	12.5	0.0	NO		NO	bb
5	5 170710M3_6	Standard	12.500	3.99	34417.320	34417.320	12.500	12.5	0.0	NO		NO	bb
6	6 170710M3_7	Standard	12.500	4.00	37874.355	37874.355	12.500	12.5	0.0	NO		NO	bb
7	7 170710M3_8	Standard	12.500	3.99	30816.412	30816.412	12.500	12.5	0.0	NO		NO	bb
8	8 170710M3_9	Standard	12.500	3.99	30550.707	30550.707	12.500	12.5	0.0	NO		NO	bb

Dataset: U:\Q4.PRO\results\170710M3\170710M3-CRV-L14A.qld

Last Altered: Friday, July 14, 2017 08:57:46 Pacific Daylight Time

Printed: Friday, July 14, 2017 08:58:48 Pacific Daylight Time

Compound name: 13C7-PFUnA

Response Factor: 1

RRF SD: 1.18688e-016, Relative SD: 1.18688e-014

Response type: Internal Std (Ref 37), Area * (IS Conc. / IS Area)

Curve type: RF

	# Name	Type	Std. Conc	RT	Area	IS Area	Response	Conc.	%Dev	Conc. Flag	CoD	CoD Flag	x=excluded
1	1 170710M3_2	Standard	12.500	4.15	29392.709	29392.709	12.500	12.5	0.0	NO		NO	bb
2	2 170710M3_3	Standard	12.500	4.15	33292.914	33292.914	12.500	12.5	0.0	NO		NO	bb
3	3 170710M3_4	Standard	12.500	4.15	25046.889	25046.889	12.500	12.5	0.0	NO		NO	bb
4	4 170710M3_5	Standard	12.500	4.15	31311.639	31311.639	12.500	12.5	0.0	NO		NO	bb
5	5 170710M3_6	Standard	12.500	4.15	32131.605	32131.605	12.500	12.5	0.0	NO		NO	bb
6	6 170710M3_7	Standard	12.500	4.15	33095.688	33095.688	12.500	12.5	0.0	NO		NO	bb
7	7 170710M3_8	Standard	12.500	4.15	32101.432	32101.432	12.500	12.5	0.0	NO		NO	bb
8	8 170710M3_9	Standard	12.500	4.15	29853.807	29853.807	12.500	12.5	0.0	NO		NO	bb

Dataset: Untitled

Last Altered: Friday, July 14, 2017 09:02:22 Pacific Daylight Time
Printed: Friday, July 14, 2017 09:03:26 Pacific Daylight Time

Method: U:\Q4.PRO\MethDB\PFAS_L14-7-13-17.mdb 14 Jul 2017 08:41:09
Calibration: U:\Q4.PRO\CurveDB\C18_VAL-PFAS_Q4_7-10-17-L14A.cdb 14 Jul 2017 08:57:46

Compound name: PFBS

	Name	ID	Acq.Date	Acq.Time
1	170710M3_1	IPA	10-Jul-17	16:24:39
2	170710M3_2	ST170710M3-1 PFC CS-2 17G1003	10-Jul-17	16:35:25
3	170710M3_3	ST170710M3-2 PFC CS-1 17G1004	10-Jul-17	16:46:13
4	170710M3_4	ST170710M3-3 PFC CS0 17G1005	10-Jul-17	16:56:56
5	170710M3_5	ST170710M3-4 PFC CS1 17G1006	10-Jul-17	17:07:35
6	170710M3_6	ST170710M3-5 PFC CS2 17G1007	10-Jul-17	17:18:21
7	170710M3_7	ST170710M3-6 PFC CS3 17G1008	10-Jul-17	17:28:59
8	170710M3_8	ST170710M3-7 PFC CS4 17G1009	10-Jul-17	17:39:46
9	170710M3_9	ST170710M3-8 PFC CS5 17G1010	10-Jul-17	17:50:33
10	170710M3_10	IPA	10-Jul-17	18:01:19
11	170710M3_11	SS170710M3-1 PFC SSS 17G1011	10-Jul-17	18:11:57
12	170710M3_12	IPA	10-Jul-17	18:22:44
13	170710M3_13	B7G0013-BS1 OPR 0.125	10-Jul-17	18:33:22
14	170710M3_14	B7G0020-BS1 OPR 0.25	10-Jul-17	18:44:08
15	170710M3_15	B7G0024-BS1 OPR 0.25	10-Jul-17	18:54:55
16	170710M3_16	B7G0024-BS2 OPR 0.25	10-Jul-17	19:06:07
17	170710M3_17	IPA	10-Jul-17	19:17:52
18	170710M3_18	B7G0013-BLK1 Method Blank 0.125	10-Jul-17	19:29:17
19	170710M3_19	B7G0020-BLK1 Method Blank 0.25	10-Jul-17	19:40:01
20	170710M3_20	B7G0024-BLK1 Method Blank 0.25	10-Jul-17	19:50:39
21	170710M3_21	1700757-01RE1 DPH-MW6 0.11883	10-Jul-17	20:01:26
22	170710M3_22	1700757-02RE1 DPH-B5 0.12231	10-Jul-17	20:12:04
23	170710M3_23	1700757-03RE1 DPH-105 0.11689	10-Jul-17	20:22:43
24	170710M3_24	1700767-01RE1 1 Main 0.24476	10-Jul-17	20:33:21
25	170710M3_25	1700767-02RE1 2 Keyser 0.2358	10-Jul-17	20:43:59
26	170710M3_26	1700767-03RE1 3 College 0.24414	10-Jul-17	20:54:46
27	170710M3_27	1700767-04RE1 4 College 0.24491	10-Jul-17	21:05:24
28	170710M3_28	1700767-05RE1 5 Sunrise 0.24353	10-Jul-17	21:16:02
29	170710M3_29	1700803-02 EB01 0.11989	10-Jul-17	21:26:41
30	170710M3_30	1700804-01 IRPSite7-GW-07GW41-2017062...	10-Jul-17	21:37:19
31	170710M3_31	1700804-02 IRPSite5-GW-05GW01-2017062...	10-Jul-17	21:48:06

Dataset: Untitled

Last Altered: Friday, July 14, 2017 09:02:22 Pacific Daylight Time

Printed: Friday, July 14, 2017 09:03:26 Pacific Daylight Time

Compound name: PFBS

	Name	ID	Acq.Date	Acq.Time
32	170710M3_32	IPA	10-Jul-17	21:58:44
33	170710M3_33	ST170710M3-9 PFC CS3 17G1008	10-Jul-17	22:09:22
34	170710M3_34	IPA	10-Jul-17	22:20:01
35	170710M3_35	1700804-03 IRPSite5-GW-FD01-20170629 0...	10-Jul-17	22:31:27
36	170710M3_36	1700804-04 IRPSite33-GW-FRB01-20170629...	10-Jul-17	22:42:07
37	170710M3_37	1700804-05 IRPSite33-GW-11MW204D-2017...	10-Jul-17	22:52:45
38	170710M3_38	1700804-06 IRPSite33-GW-11MW204S-2017...	10-Jul-17	23:03:24
39	170710M3_39	1700804-07 Bldg 110-GW-11MW205D-20170...	10-Jul-17	23:14:02
40	170710M3_40	1700804-08 Bldg 110-GW-FRB01-20170629 0...	10-Jul-17	23:24:41
41	170710M3_41	1700804-09 Bldg 110-GW-11MW205S-20170...	10-Jul-17	23:35:19
42	170710M3_42	1700804-10 IRPSite7-GW-07GW102-201706...	10-Jul-17	23:45:57
43	170710M3_43	1700804-11 IRPSite5-GW-04GW82-2017062...	10-Jul-17	23:56:36
44	170710M3_44	1700751-01RE1 NH0100960_I 0.23355	11-Jul-17	00:07:41
45	170710M3_45	IPA	11-Jul-17	00:18:50
46	170710M3_46	ST170710M3-10 PFC CS3 17G1008	11-Jul-17	00:29:28
47	170710M3_47	IPA	11-Jul-17	00:40:16
48	170710M3_48	1700751-02RE1 NH0100960_E 0.24913	11-Jul-17	00:51:03
49	170710M3_49	1700751-03RE1 NH0100901_I 0.25207	11-Jul-17	01:01:51
50	170710M3_50	1700751-04RE1 NH0100901_E 0.24547	11-Jul-17	01:12:29
51	170710M3_51	1700751-05RE1 NH0100668_I 0.22393	11-Jul-17	01:23:08
52	170710M3_52	1700751-06RE1 NH0100668_E 0.24262	11-Jul-17	01:33:46
53	170710M3_53	1700751-07RE1 NH0101303_I 0.05246	11-Jul-17	01:44:33
54	170710M3_54	1700751-08RE1 NH0101303_E 0.24891	11-Jul-17	01:55:11
55	170710M3_55	1700751-09RE1 NH0101311_I 0.23975	11-Jul-17	02:06:00
56	170710M3_56	1700751-10RE1 NH0101311_E 0.25554	11-Jul-17	02:17:45
57	170710M3_57	1700752-01RE1 STP-MW-71-061917 0.11831	11-Jul-17	02:28:31
58	170710M3_58	IPA	11-Jul-17	02:39:10
59	170710M3_59	ST170710M3-11 PFC CS3 17G1008	11-Jul-17	02:49:48
60	170710M3_60	IPA	11-Jul-17	03:00:35
61	170710M3_61	1700752-02RE1 STP-MW-72-061917 0.02754	11-Jul-17	03:11:21
62	170710M3_62	1700752-03RE1 STP-MW-73-061917 0.11524	11-Jul-17	03:21:59
63	170710M3_63	1700752-04RE1 STP-MW-70-062017 0.11762	11-Jul-17	03:32:38
64	170710M3_64	1700752-05RE1 STP-MW-34-062017 0.11783	11-Jul-17	03:43:24
65	170710M3_65	1700752-06RE1 STP-EB3-061917 0.11814	11-Jul-17	03:54:11

Dataset: Untitled

Last Altered: Friday, July 14, 2017 09:02:22 Pacific Daylight Time

Printed: Friday, July 14, 2017 09:03:26 Pacific Daylight Time

Compound name: PFBS

	Name	ID	Acq.Date	Acq.Time
66	170710M3_66	1700752-07RE1 STP-EB4-062017 0.1185	11-Jul-17	04:04:49
67	170710M3_67	IPA	11-Jul-17	04:15:27
68	170710M3_68	ST170710M3-12 PFC CS3 17G1008	11-Jul-17	04:26:06
69	170710M3_69	IPA	11-Jul-17	04:36:48

Dataset: U:\Q4.PRO\results\170710M3\170710M3-CRV-L14A.qld

Last Altered: Friday, July 14, 2017 08:46:00 Pacific Daylight Time

Printed: Friday, July 14, 2017 08:53:58 Pacific Daylight Time

Method: U:\Q4.PRO\MethDB\PFAS_L14-7-5-17.mdb 10 Jul 2017 08:06:14

Calibration: U:\Q4.PRO\CurveDB\C18_VAL-PFAS_Q4_7-10-17-L14A.cdb 14 Jul 2017 08:45:55

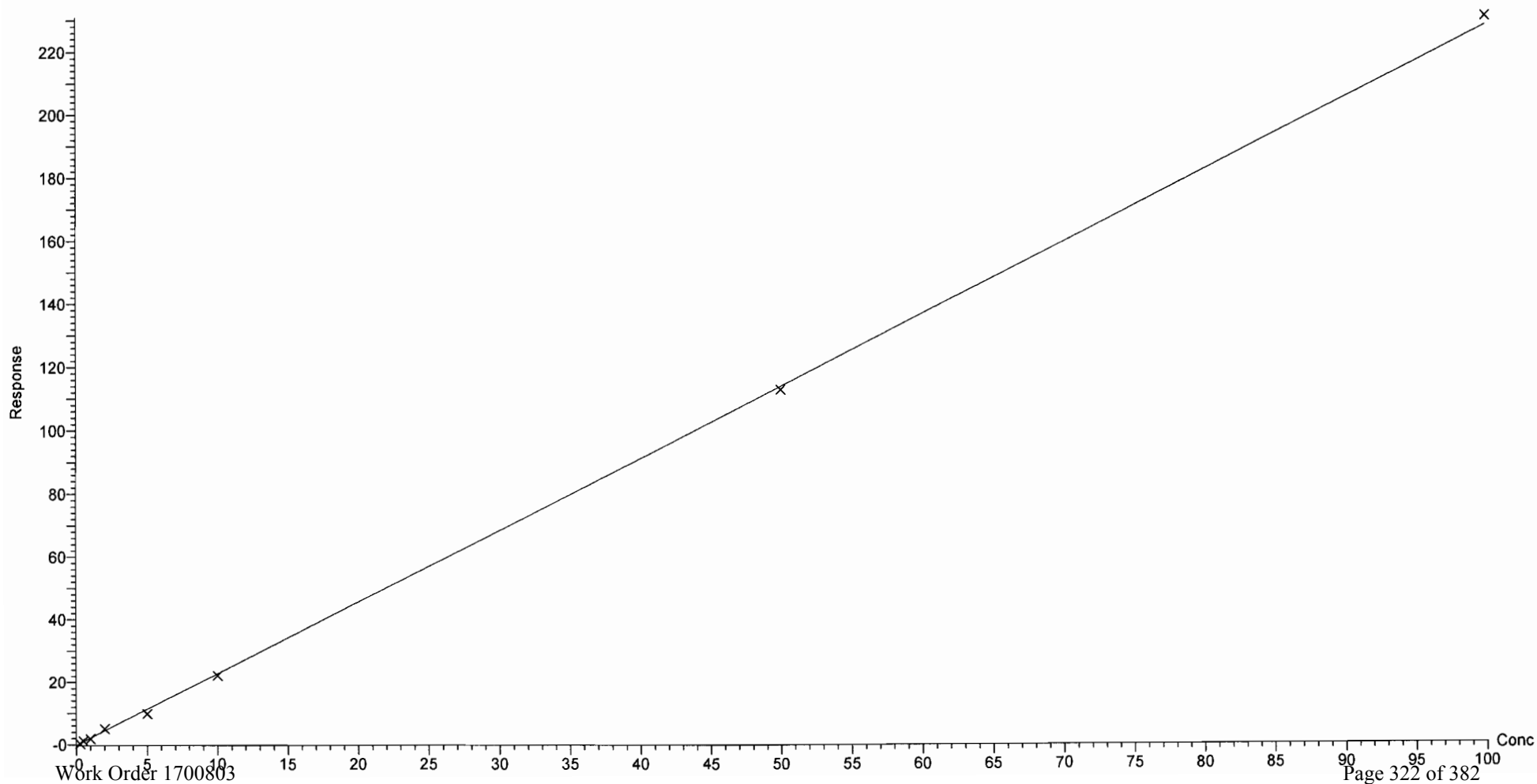
Compound name: PFBS

Correlation coefficient: $r = 0.999476$, $r^2 = 0.998952$

Calibration curve: $2.28219 * x + -0.143808$

Response type: Internal Std (Ref 17), Area * (IS Conc. / IS Area)

Curve type: Linear, Origin: Exclude, Weighting: 1/x, Axis trans: None



Dataset: U:\Q4.PRO\results\170710M3\170710M3-CRV-L14A.qld

Last Altered: Friday, July 14, 2017 08:46:00 Pacific Daylight Time

Printed: Friday, July 14, 2017 08:53:58 Pacific Daylight Time

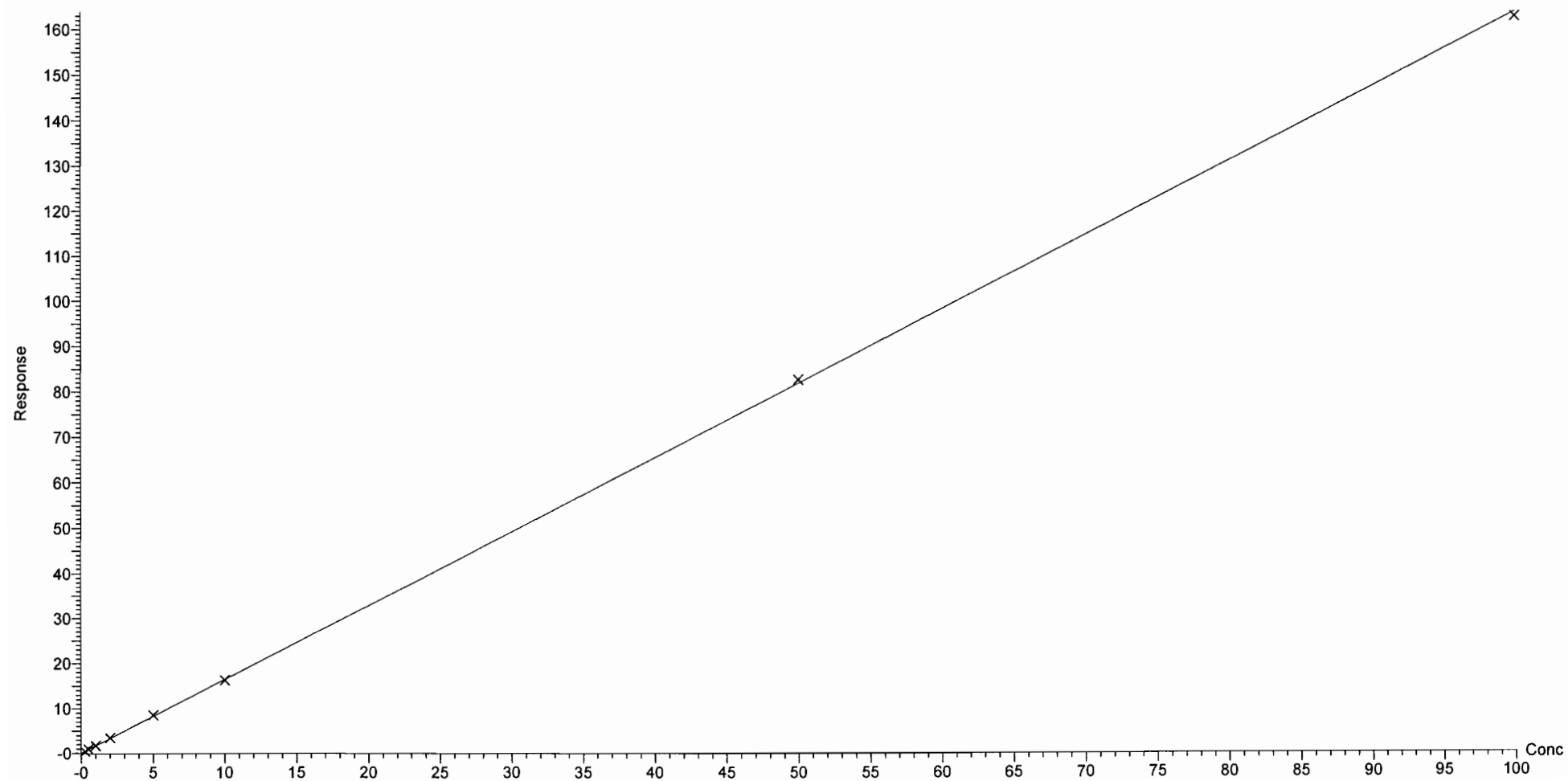
Compound name: PFHxA

Correlation coefficient: $r = 0.999913$, $r^2 = 0.999826$

Calibration curve: $1.63833 * x + 0.053424$

Response type: Internal Std (Ref 18), Area * (IS Conc. / IS Area)

Curve type: Linear, Origin: Exclude, Weighting: 1/x, Axis trans: None



Dataset: U:\Q4.PRO\results\170710M3\170710M3-CRV-L14A.qld

Last Altered: Friday, July 14, 2017 08:46:00 Pacific Daylight Time

Printed: Friday, July 14, 2017 08:53:58 Pacific Daylight Time

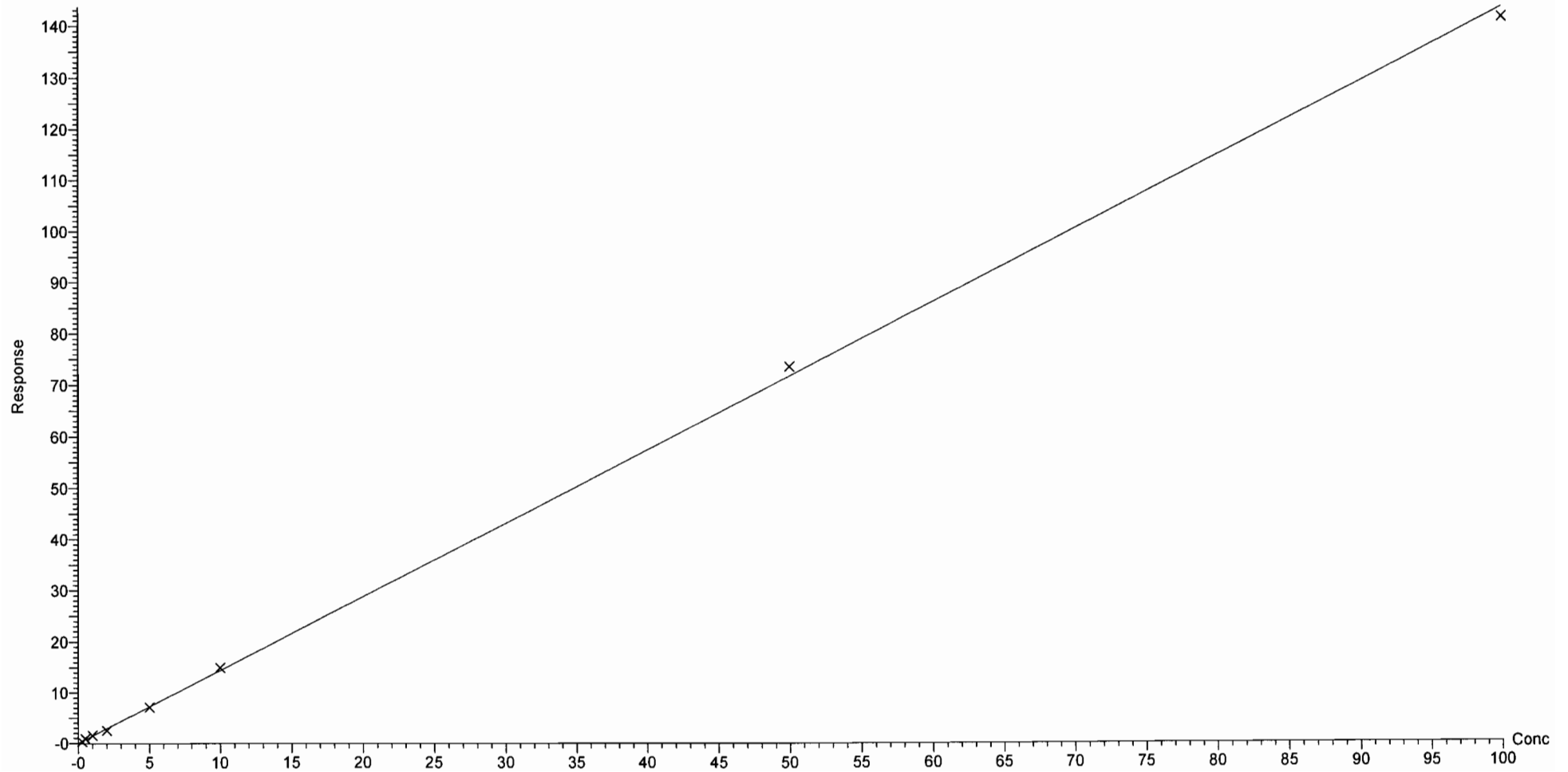
Compound name: PFHpA

Correlation coefficient: $r = 0.999627$, $r^2 = 0.999254$

Calibration curve: $1.43595 * x + 0.0332012$

Response type: Internal Std (Ref 19), Area * (IS Conc. / IS Area)

Curve type: Linear, Origin: Exclude, Weighting: 1/x, Axis trans: None



Dataset: U:\Q4.PRO\results\170710M3\170710M3-CRV-L14A.qld

Last Altered: Friday, July 14, 2017 08:46:00 Pacific Daylight Time

Printed: Friday, July 14, 2017 08:53:58 Pacific Daylight Time

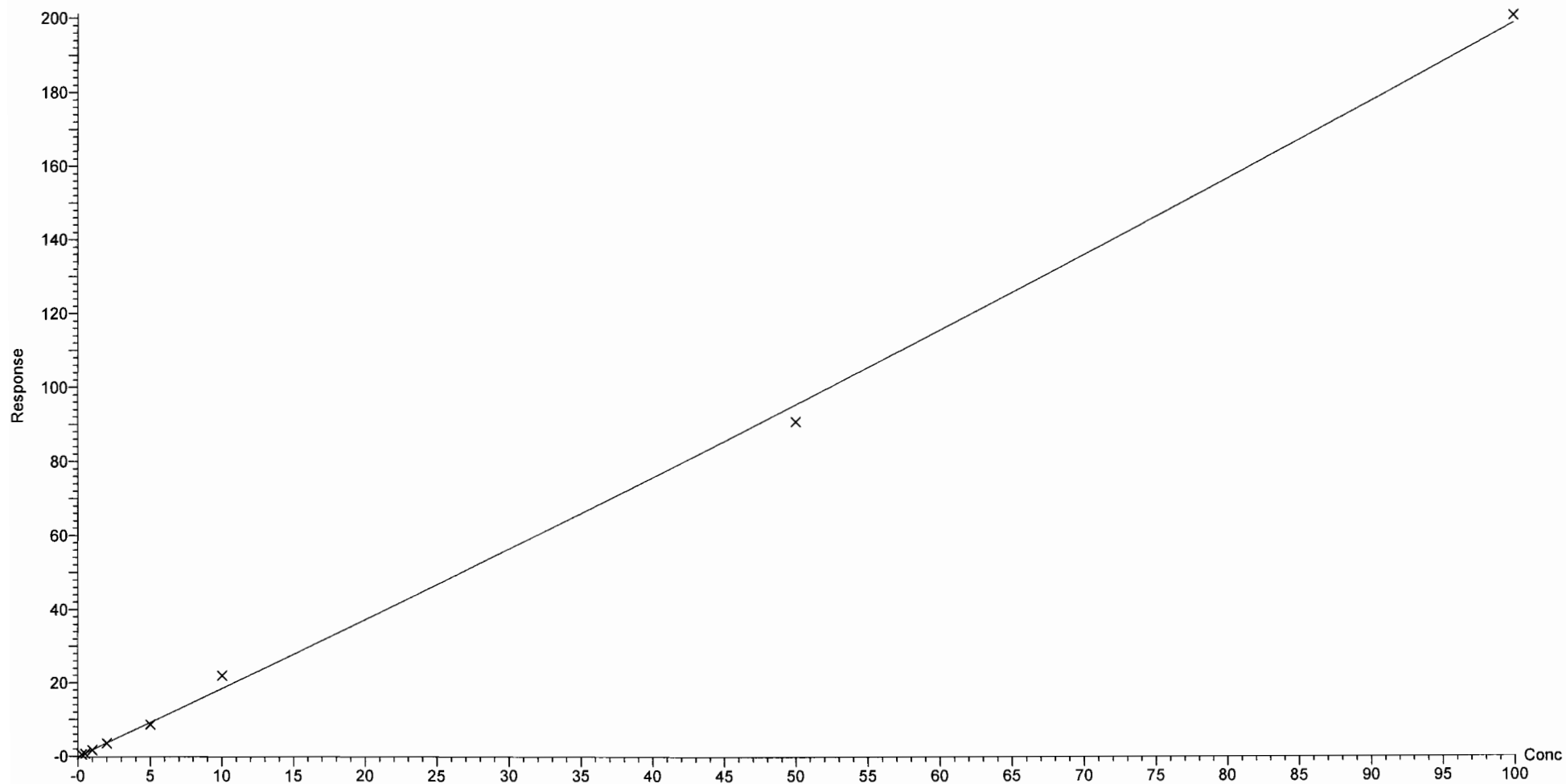
Compound name: PFHxS

Coefficient of Determination: $R^2 = 0.997055$

Calibration curve: $0.00158619 * x^2 + 1.83332 * x + -0.0924995$

Response type: Internal Std (Ref 20), Area * (IS Conc. / IS Area)

Curve type: 2nd Order, Origin: Exclude, Weighting: 1/x, Axis trans: None



Dataset: U:\Q4.PRO\results\170710M3\170710M3-CRV-L14A.qld

Last Altered: Friday, July 14, 2017 08:46:00 Pacific Daylight Time

Printed: Friday, July 14, 2017 08:53:58 Pacific Daylight Time

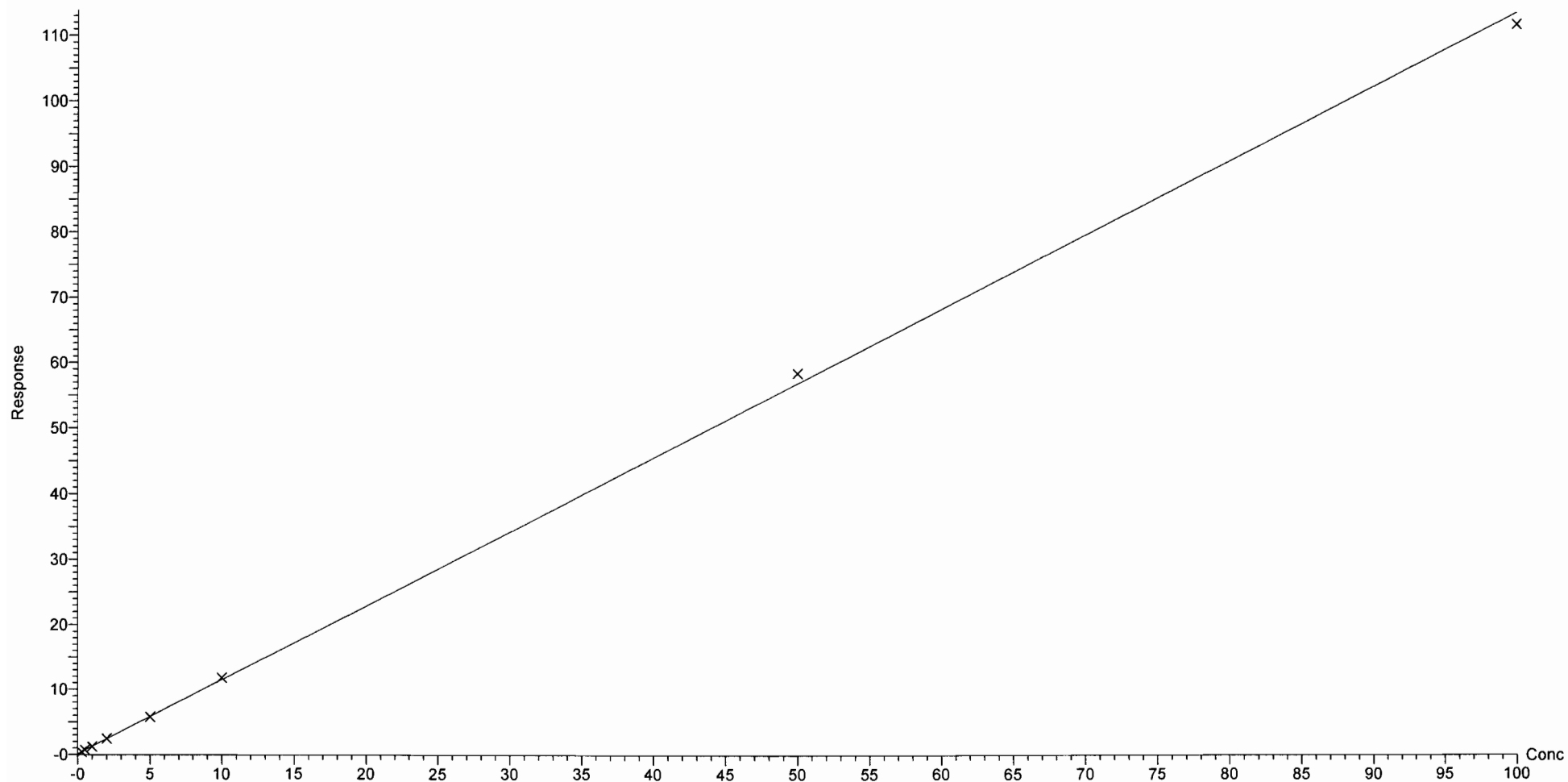
Compound name: PFOA

Correlation coefficient: $r = 0.999752$, $r^2 = 0.999504$

Calibration curve: $1.13698 * x + 0.117502$

Response type: Internal Std (Ref 21), Area * (IS Conc. / IS Area)

Curve type: Linear, Origin: Exclude, Weighting: 1/x, Axis trans: None



Dataset: U:\Q4.PRO\results\170710M3\170710M3-CRV-L14A.qld

Last Altered: Friday, July 14, 2017 08:46:00 Pacific Daylight Time

Printed: Friday, July 14, 2017 08:53:58 Pacific Daylight Time

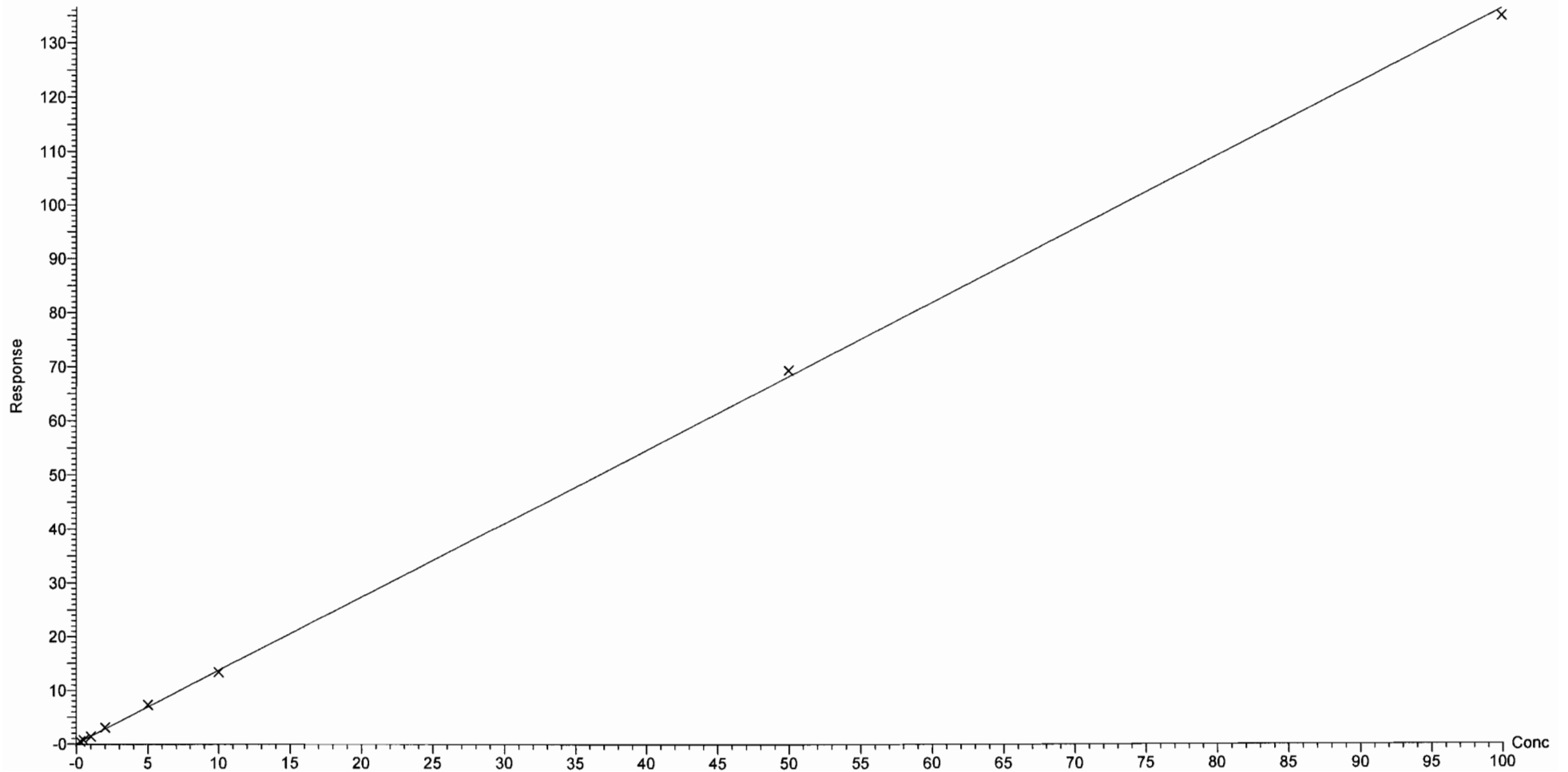
Compound name: PFNA

Correlation coefficient: $r = 0.999771$, $r^2 = 0.999542$

Calibration curve: $1.36517 * x + 0.0586296$

Response type: Internal Std (Ref 22), Area * (IS Conc. / IS Area)

Curve type: Linear, Origin: Include, Weighting: 1/x, Axis trans: None



Dataset: U:\Q4.PRO\results\170710M3\170710M3-CRV-L14A.qld

Last Altered: Friday, July 14, 2017 08:46:00 Pacific Daylight Time

Printed: Friday, July 14, 2017 08:53:58 Pacific Daylight Time

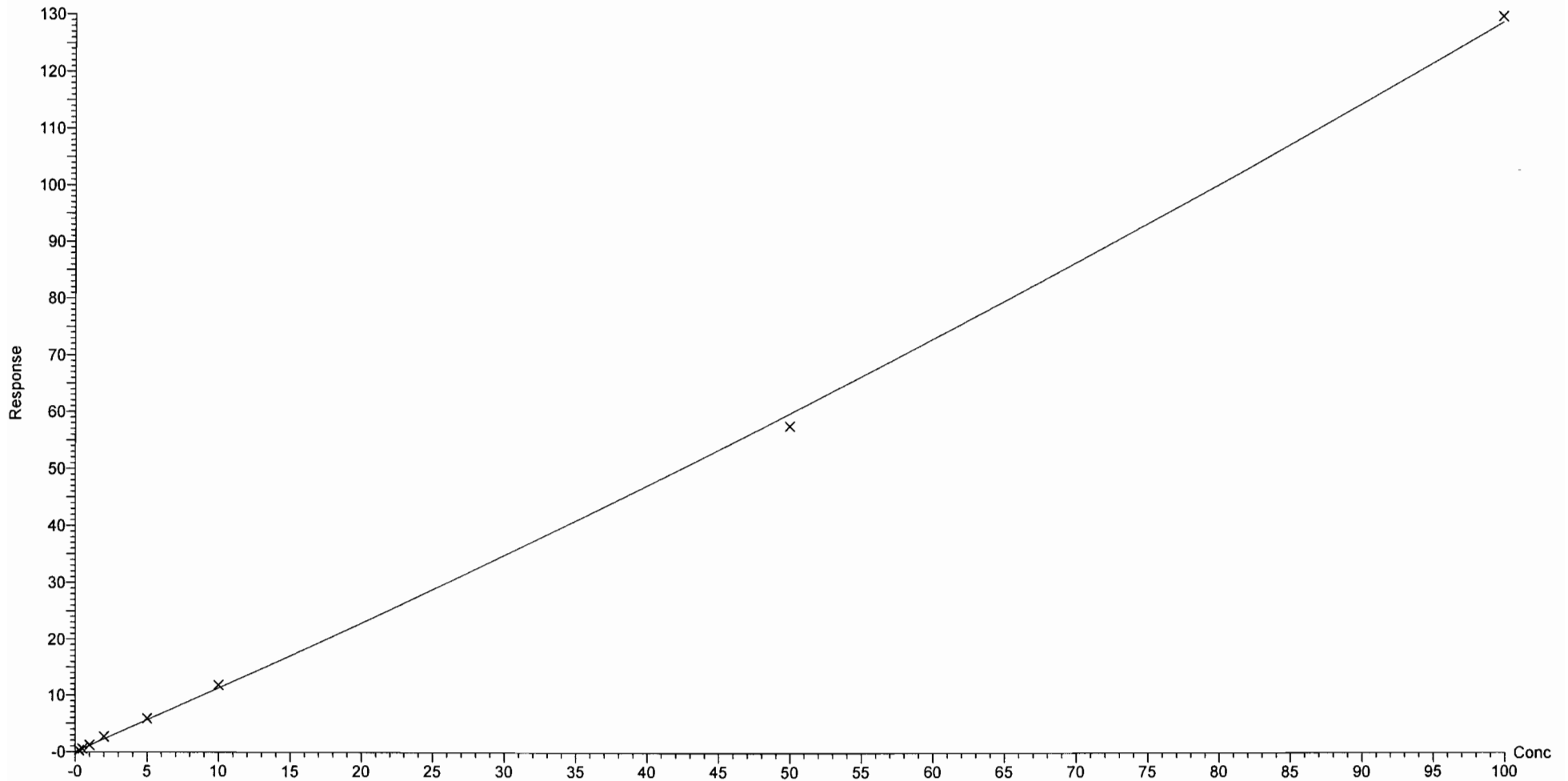
Compound name: PFOS

Coefficient of Determination: $R^2 = 0.999061$

Calibration curve: $0.00185446 * x^2 + 1.10476 * x + 0.0290336$

Response type: Internal Std (Ref 23), Area * (IS Conc. / IS Area)

Curve type: 2nd Order, Origin: Include, Weighting: 1/x, Axis trans: None



Dataset: U:\Q4.PRO\results\170710M3\170710M3-CRV-L14A.qld

Last Altered: Friday, July 14, 2017 08:46:00 Pacific Daylight Time

Printed: Friday, July 14, 2017 08:53:58 Pacific Daylight Time

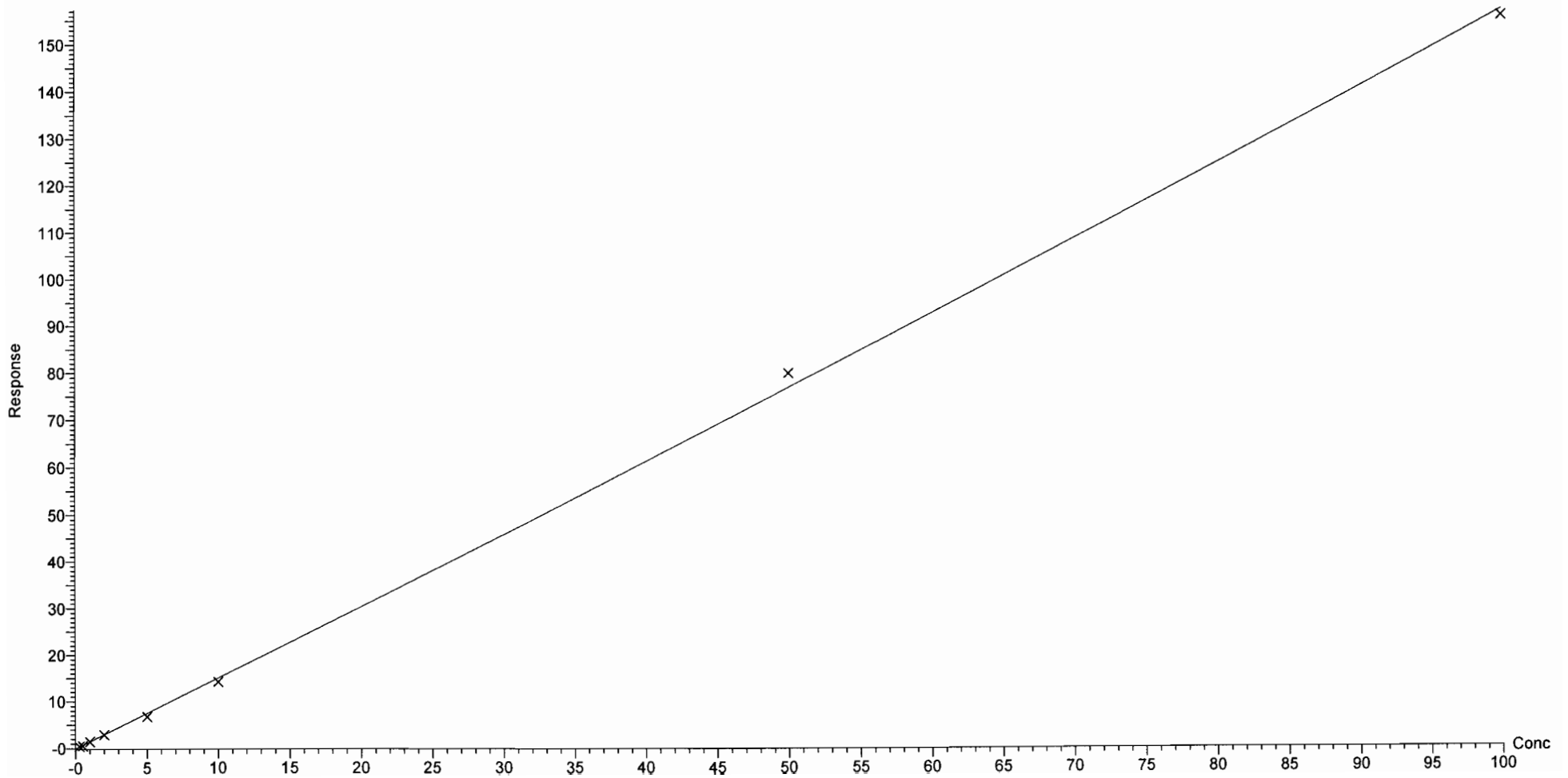
Compound name: PFDA

Coefficient of Determination: $R^2 = 0.998836$

Calibration curve: $0.000679513 * x^2 + 1.50572 * x + -0.0681733$

Response type: Internal Std (Ref 24), Area * (IS Conc. / IS Area)

Curve type: 2nd Order, Origin: Exclude, Weighting: 1/x, Axis trans: None



Dataset: U:\Q4.PRO\results\170710M3\170710M3-CRV-L14A.qld

Last Altered: Friday, July 14, 2017 08:46:00 Pacific Daylight Time

Printed: Friday, July 14, 2017 08:53:58 Pacific Daylight Time

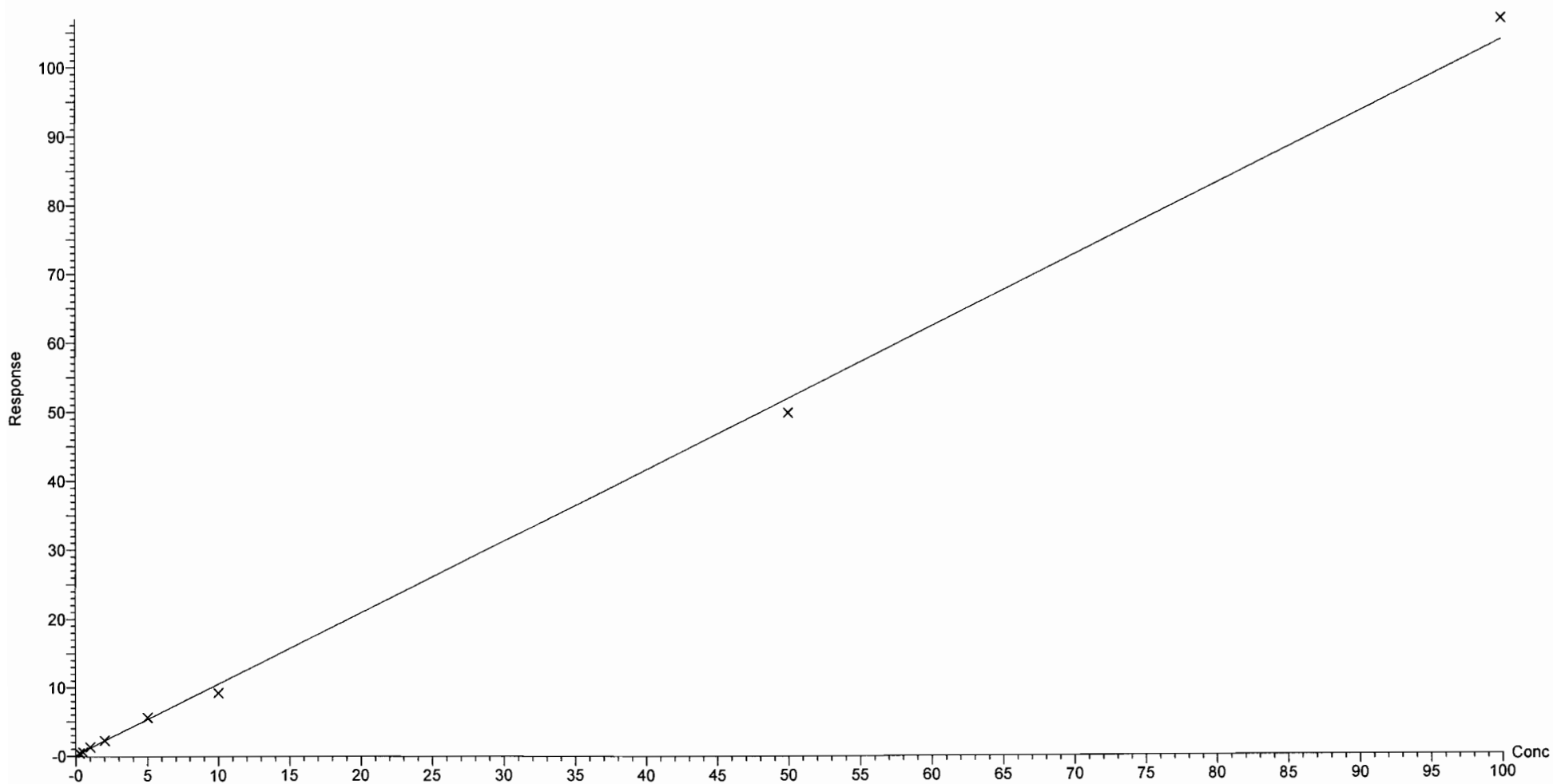
Compound name: PFUnA

Correlation coefficient: $r = 0.998876$, $r^2 = 0.997753$

Calibration curve: $1.03711 * x + 0.141151$

Response type: Internal Std (Ref 25), Area * (IS Conc. / IS Area)

Curve type: Linear, Origin: Exclude, Weighting: 1/x, Axis trans: None



Dataset: U:\Q4.PRO\results\170710M3\170710M3-CRV-L14A.qld

Last Altered: Friday, July 14, 2017 08:46:00 Pacific Daylight Time

Printed: Friday, July 14, 2017 08:53:58 Pacific Daylight Time

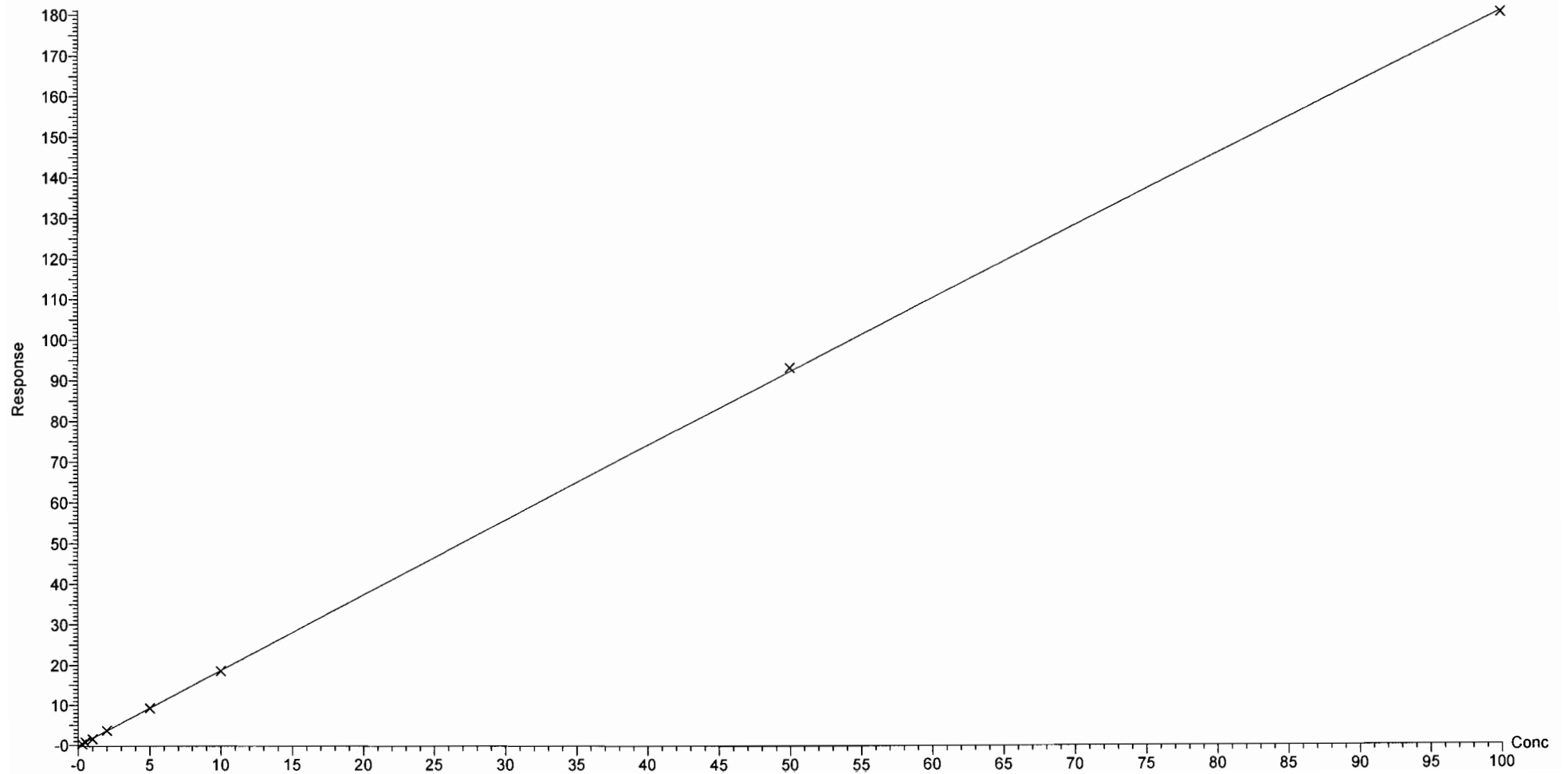
Compound name: N-MeFOSAA

Coefficient of Determination: $R^2 = 0.999758$

Calibration curve: $-0.000725393 * x^2 + 1.88459 * x + -0.112345$

Response type: Internal Std (Ref 26), Area * (IS Conc. / IS Area)

Curve type: 2nd Order, Origin: Include, Weighting: 1/x, Axis trans: None



Dataset: U:\Q4.PRO\results\170710M3\170710M3-CRV-L14A.qld

Last Altered: Friday, July 14, 2017 08:46:00 Pacific Daylight Time

Printed: Friday, July 14, 2017 08:53:58 Pacific Daylight Time

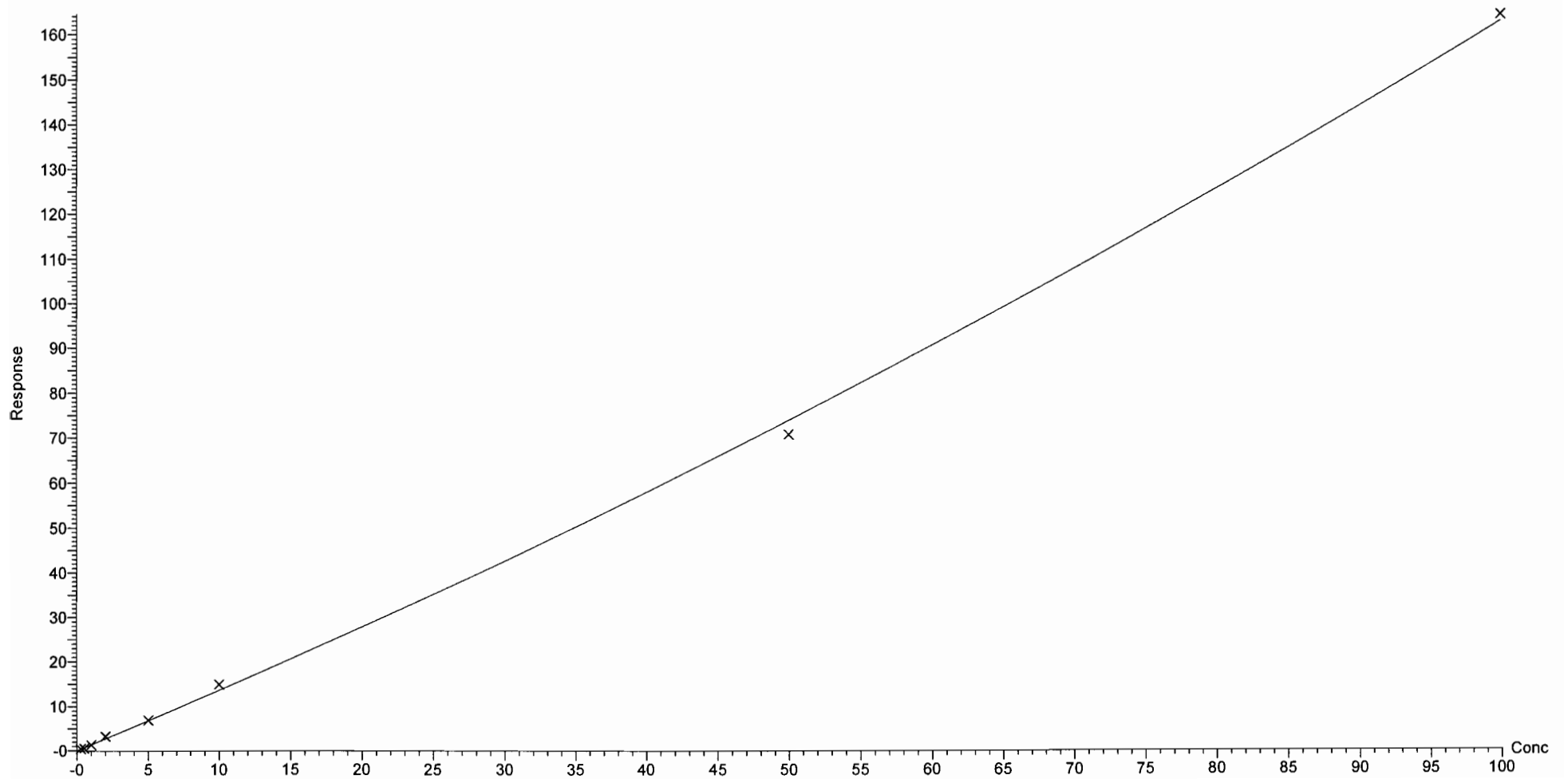
Compound name: N-EtFOSAA

Coefficient of Determination: $R^2 = 0.998485$

Calibration curve: $0.00300948 * x^2 + 1.32985 * x + 0.0134202$

Response type: Internal Std (Ref 27), Area * (IS Conc. / IS Area)

Curve type: 2nd Order, Origin: Include, Weighting: 1/x, Axis trans: None



Vista Analytical Laboratory Q1

Dataset: U:\Q4.PRO\results\170710M3\170710M3-CRV-L14A.qld

Last Altered: Friday, July 14, 2017 08:57:46 Pacific Daylight Time

Printed: Friday, July 14, 2017 08:59:07 Pacific Daylight Time

Method: U:\Q4.PRO\MethDB\PFAS_L14-7-5-17.mdb 10 Jul 2017 08:06:14

Calibration: U:\Q4.PRO\CurveDB\C18_VAL-PFAS_Q4_7-10-17-L14A.cdb 14 Jul 2017 08:57:46

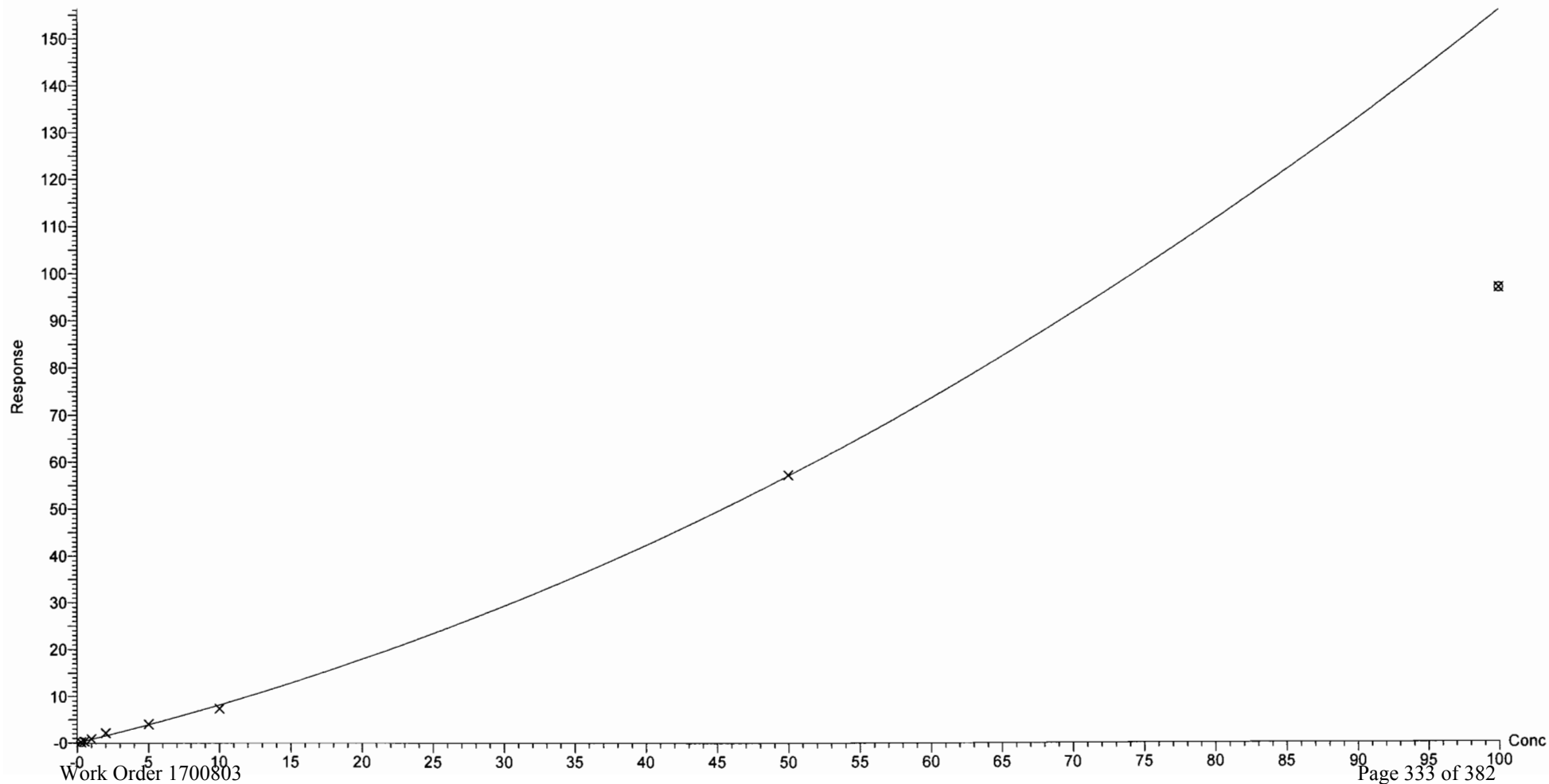
Compound name: PFDoA

Coefficient of Determination: $R^2 = 0.996663$

Calibration curve: $0.00839285 * x^2 + 0.722755 * x + 0.0737712$

Response type: Internal Std (Ref 28), Area * (IS Conc. / IS Area)

Curve type: 2nd Order, Origin: Include, Weighting: 1/x, Axis trans: None



Dataset: U:\Q4.PRO\results\170710M3\170710M3-CRV-L14A.qld

Last Altered: Friday, July 14, 2017 08:46:00 Pacific Daylight Time

Printed: Friday, July 14, 2017 08:53:58 Pacific Daylight Time

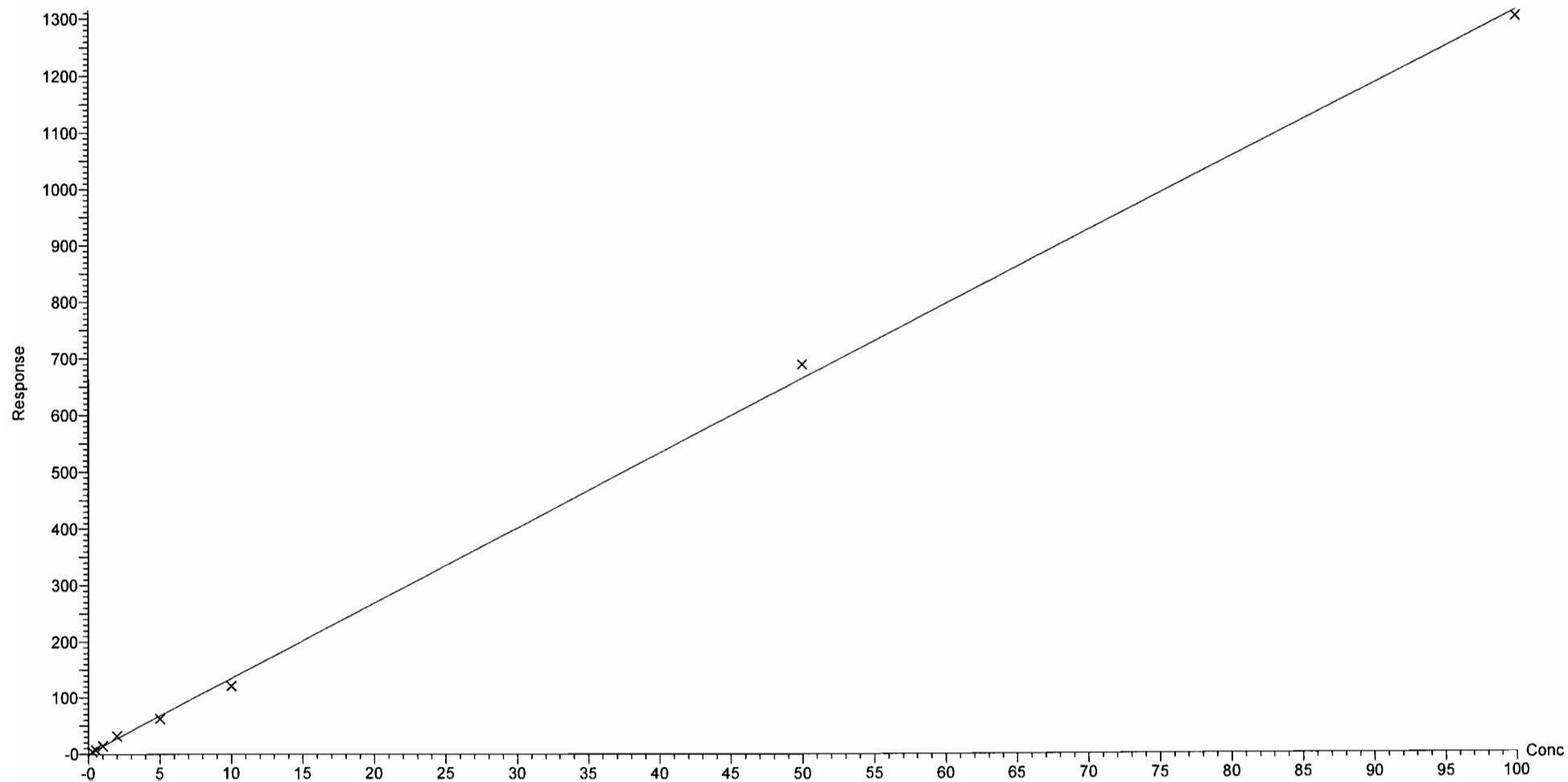
Compound name: PFTTrDA

Coefficient of Determination: $R^2 = 0.998284$

Calibration curve: $-0.0031383 * x^2 + 13.4645 * x + 0.137265$

Response type: Internal Std (Ref 28), Area * (IS Conc. / IS Area)

Curve type: 2nd Order, Origin: Exclude, Weighting: 1/x, Axis trans: None



Dataset: U:\Q4.PRO\results\170710M3\170710M3-CRV-L14A.qld

Last Altered: Friday, July 14, 2017 08:46:00 Pacific Daylight Time

Printed: Friday, July 14, 2017 08:53:58 Pacific Daylight Time

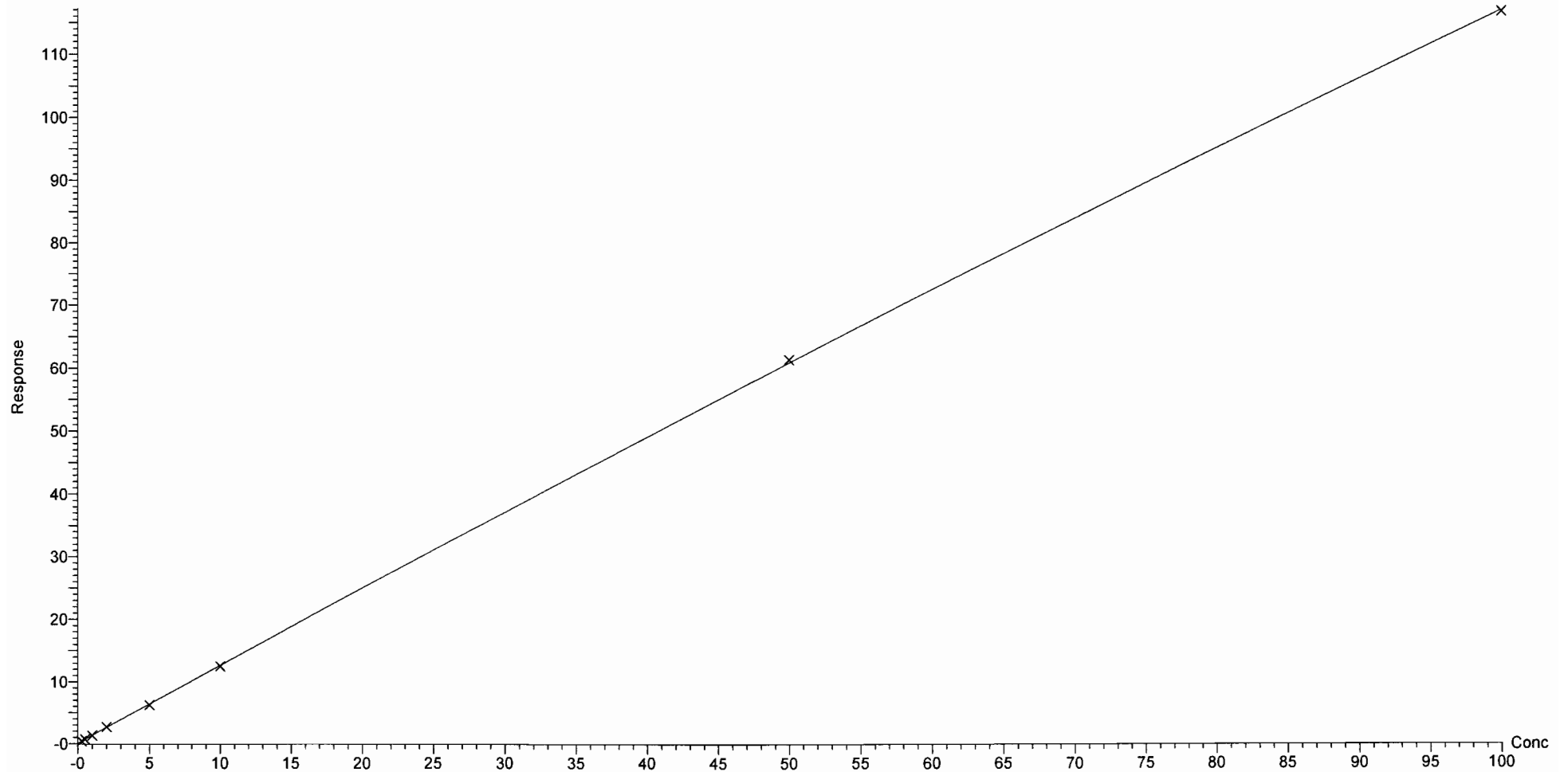
Compound name: PFTeDA

Coefficient of Determination: $R^2 = 0.999913$

Calibration curve: $-0.000928994 * x^2 + 1.26436 * x + 0.081381$

Response type: Internal Std (Ref 29), Area * (IS Conc. / IS Area)

Curve type: 2nd Order, Origin: Exclude, Weighting: 1/x, Axis trans: None



Dataset: U:\Q4.PRO\results\170710M3\170710M3-CRV-L14A.qld

Last Altered: Friday, July 14, 2017 08:46:00 Pacific Daylight Time

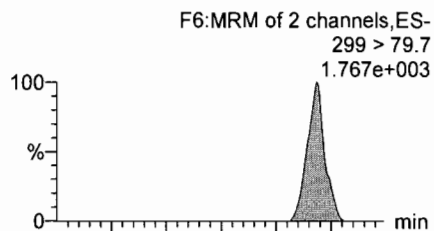
Printed: Friday, July 14, 2017 08:49:41 Pacific Daylight Time

Method: U:\Q4.PRO\MethDB\PFAS_L14-7-5-17.mdb 10 Jul 2017 08:06:14

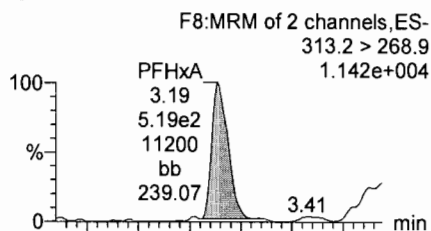
Calibration: U:\Q4.PRO\CurveDB\C18_VAL-PFAS_Q4_7-10-17-L14A.cdb 14 Jul 2017 08:45:55

Name: 170710M3_2, Date: 10-Jul-2017, Time: 16:35:25, ID: ST170710M3-1 PFC CS-2 17G1003, Description: PFC CS-2 17G1003

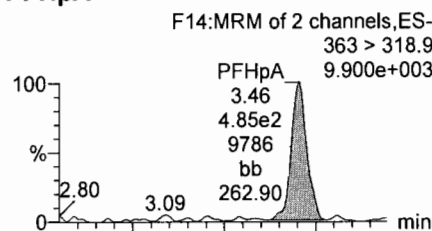
Total PFBS



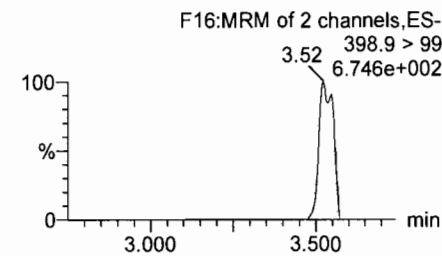
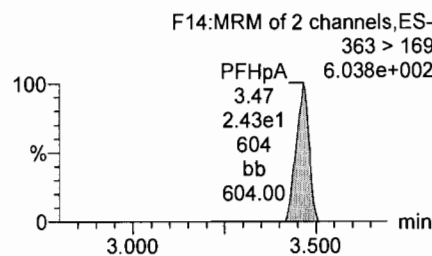
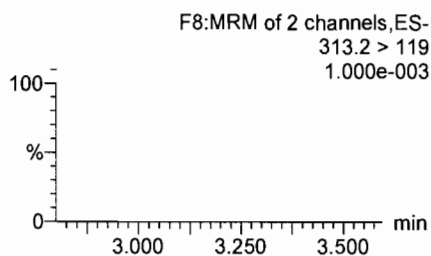
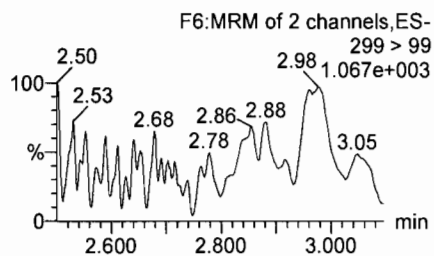
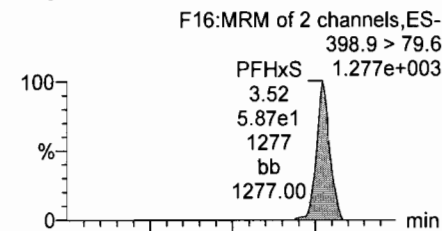
PFHxA



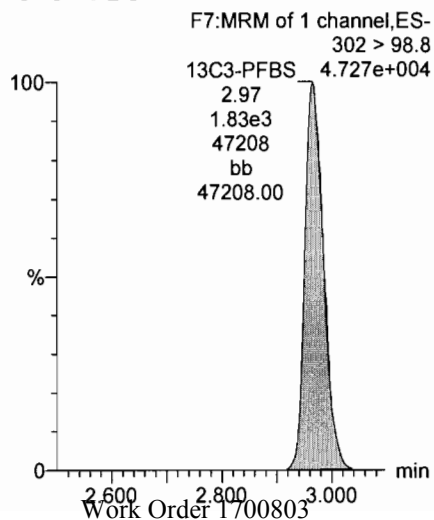
PFHpA



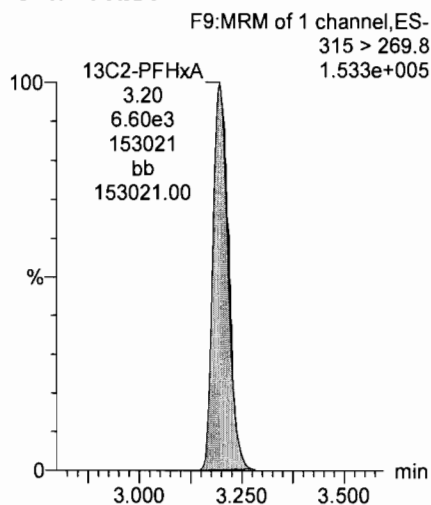
Total PFHxS



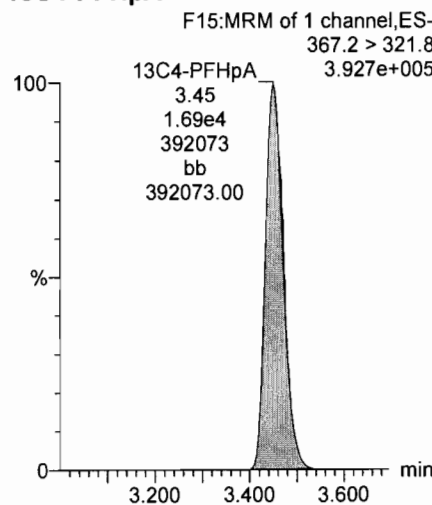
13C3-PFBS



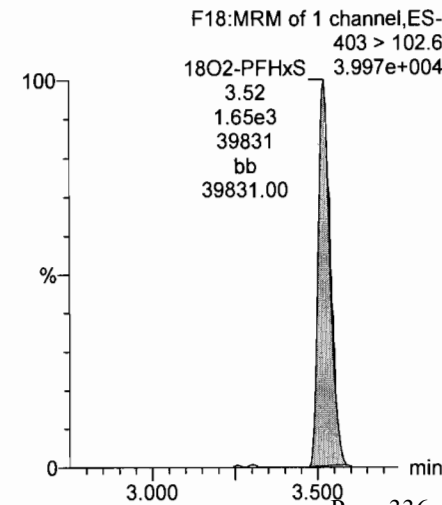
13C2-PFHxA



13C4-PFHpA



18O2-PFHxS



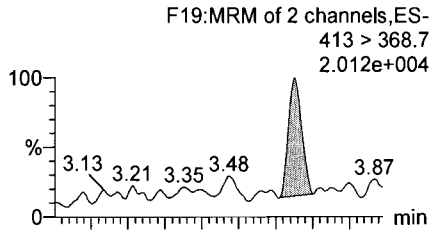
Dataset: U:\Q4.PRO\results\170710M3\170710M3-CRV-L14A.qld

Last Altered: Friday, July 14, 2017 08:46:00 Pacific Daylight Time

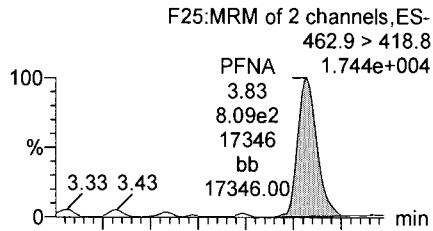
Printed: Friday, July 14, 2017 08:49:41 Pacific Daylight Time

Name: 170710M3_2, Date: 10-Jul-2017, Time: 16:35:25, ID: ST170710M3-1 PFC CS-2 17G1003, Description: PFC CS-2 17G1003

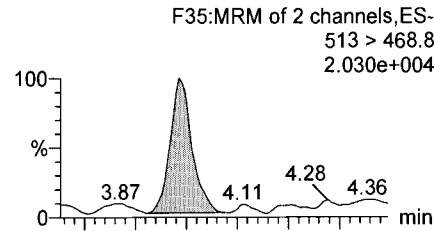
Total PFOA



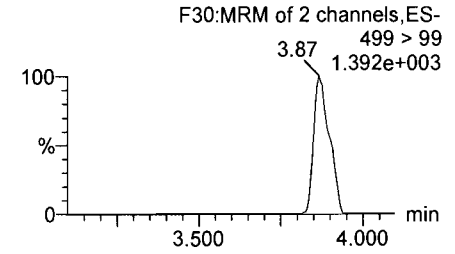
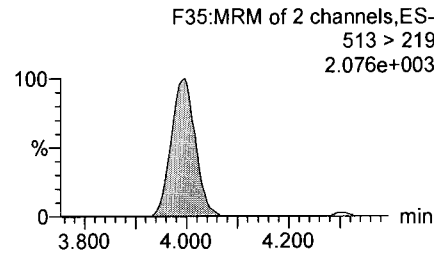
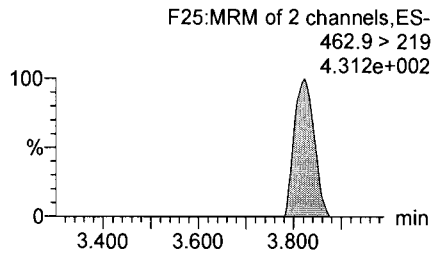
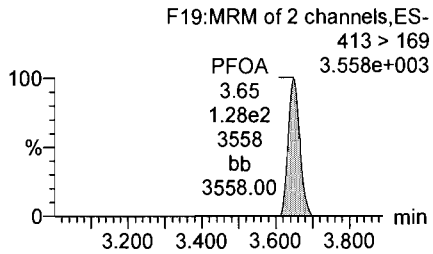
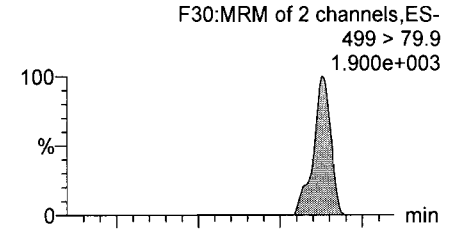
PFNA



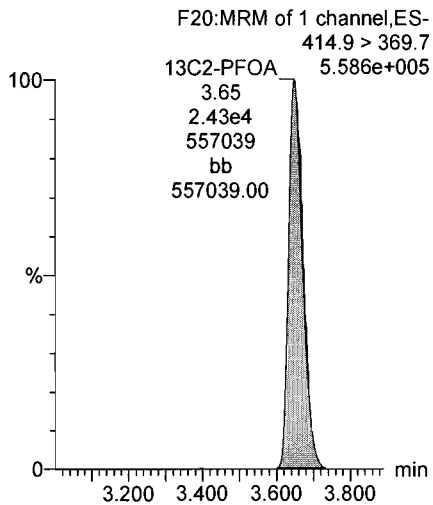
PFDA



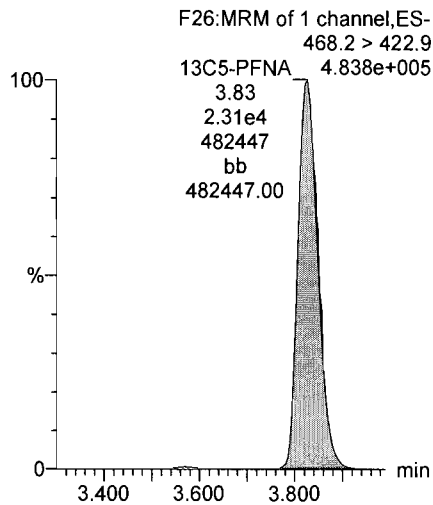
Total PFOS



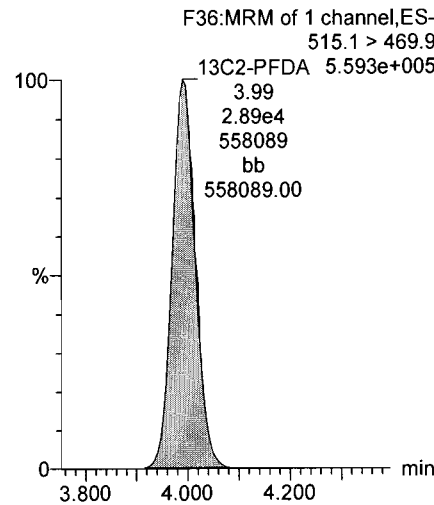
13C2-PFOA



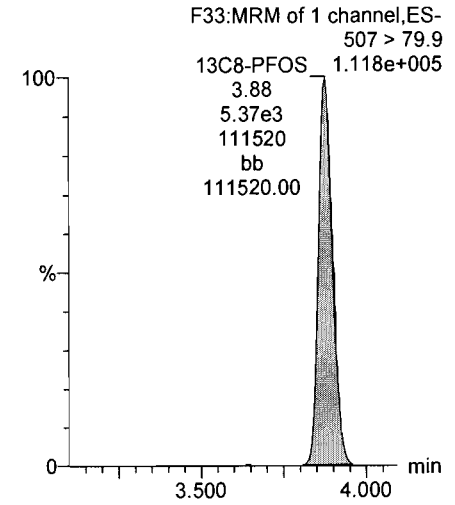
13C5-PFNA



13C2-PFDA



13C8-PFOS



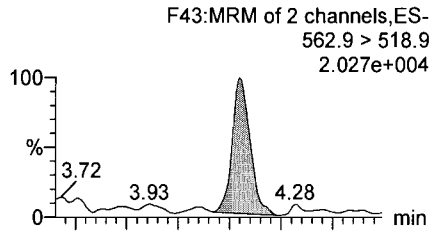
Dataset: U:\Q4.PRO\results\170710M3\170710M3-CRV-L14A.qld

Last Altered: Friday, July 14, 2017 08:46:00 Pacific Daylight Time

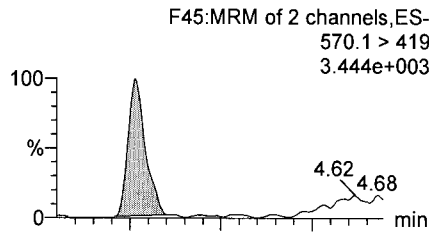
Printed: Friday, July 14, 2017 08:49:41 Pacific Daylight Time

Name: 170710M3_2, Date: 10-Jul-2017, Time: 16:35:25, ID: ST170710M3-1 PFC CS-2 17G1003, Description: PFC CS-2 17G1003

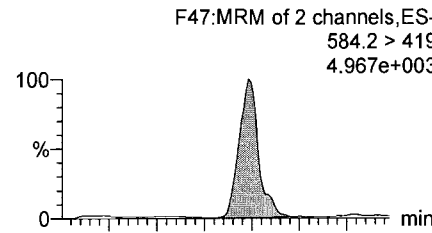
PFUnA



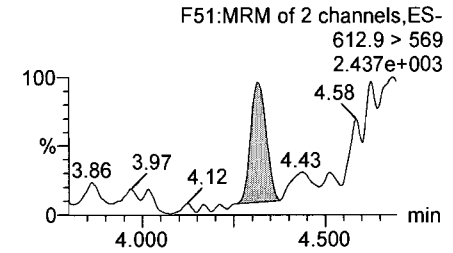
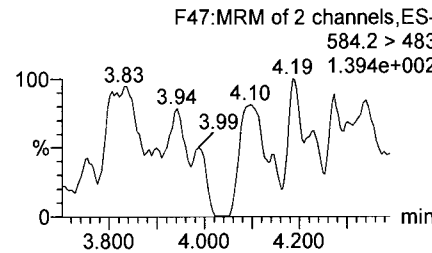
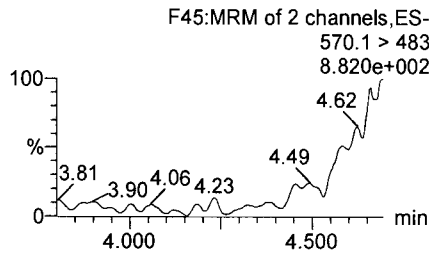
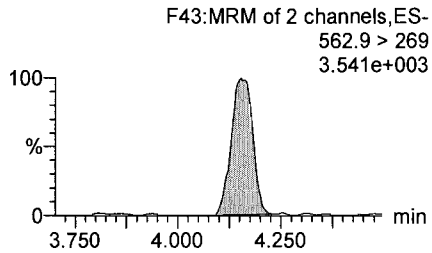
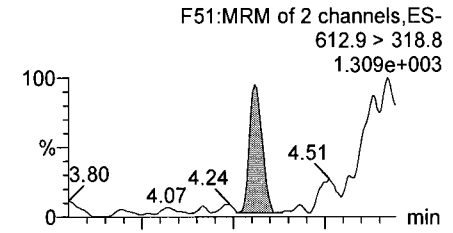
N-MeFOSAA



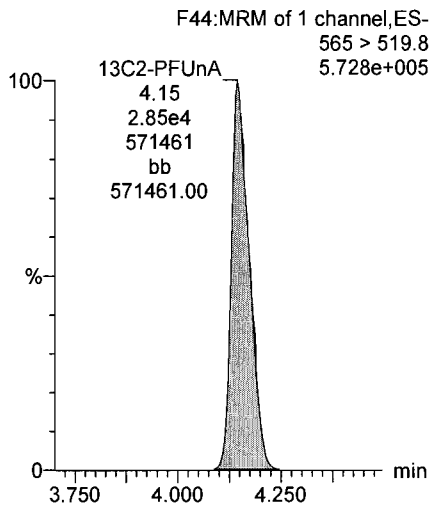
N-EtFOSAA



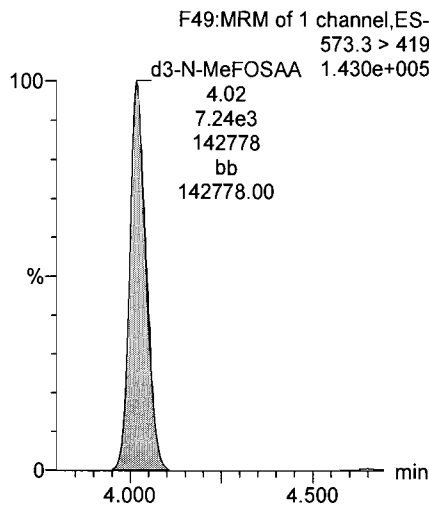
PFDoA



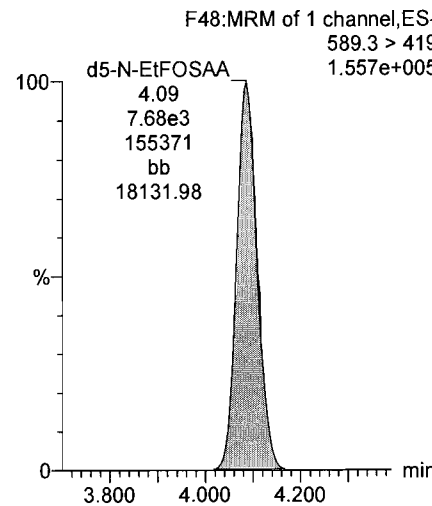
13C2-PFUnA



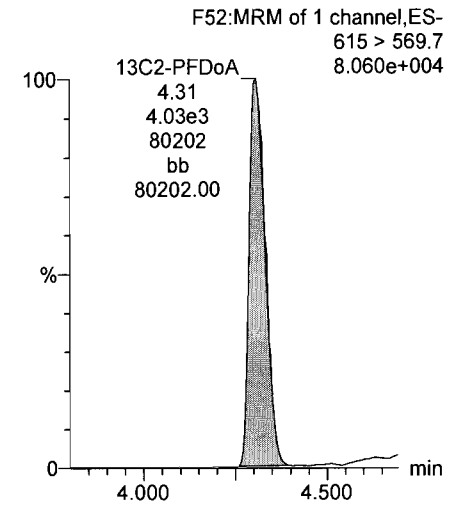
d3-N-MeFOSAA



d5-N-EtFOSAA



13C2-PFDoA



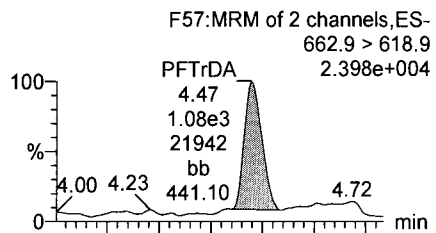
Dataset: U:\Q4.PRO\results\170710M3\170710M3-CRV-L14A.qld

Last Altered: Friday, July 14, 2017 08:46:00 Pacific Daylight Time

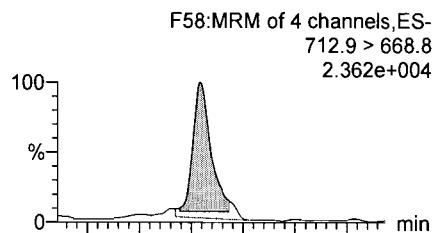
Printed: Friday, July 14, 2017 08:49:41 Pacific Daylight Time

Name: 170710M3_2, Date: 10-Jul-2017, Time: 16:35:25, ID: ST170710M3-1 PFC CS-2 17G1003, Description: PFC CS-2 17G1003

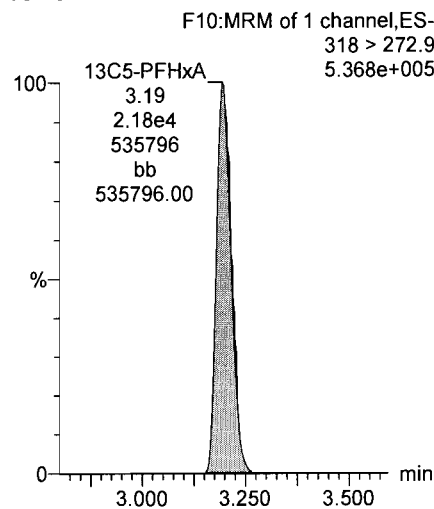
PFTTrDA



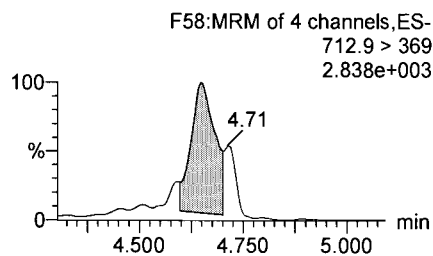
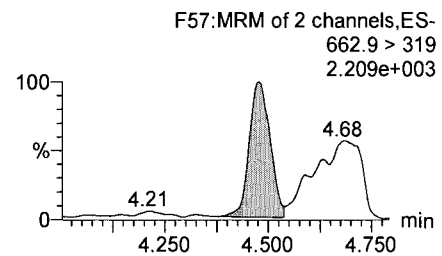
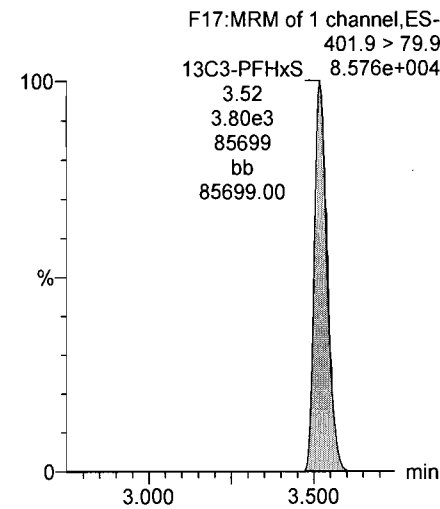
PFTTeDA



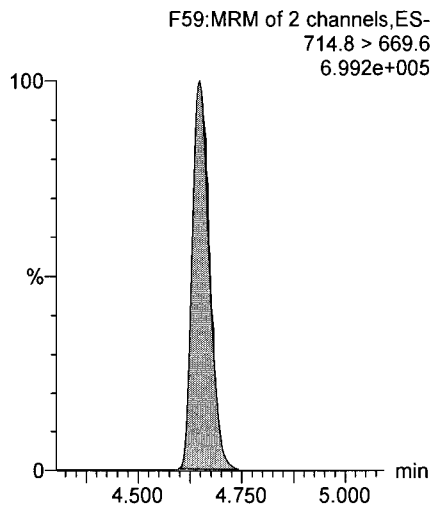
13C5-PFHxA



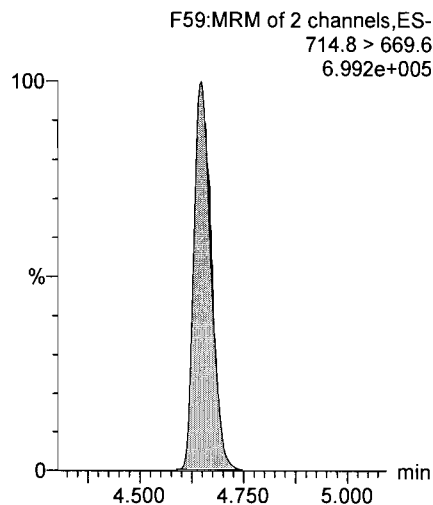
13C3-PFHxS



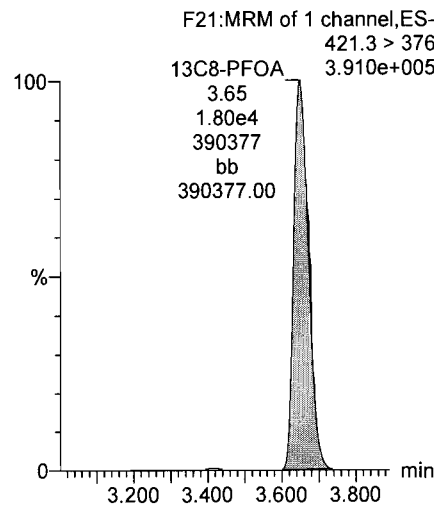
13C2-PFTeDA



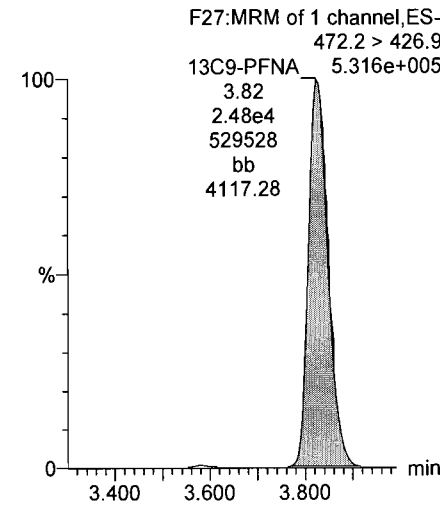
13C2-PFTeDA



13C8-PFOA



13C9-PFNA



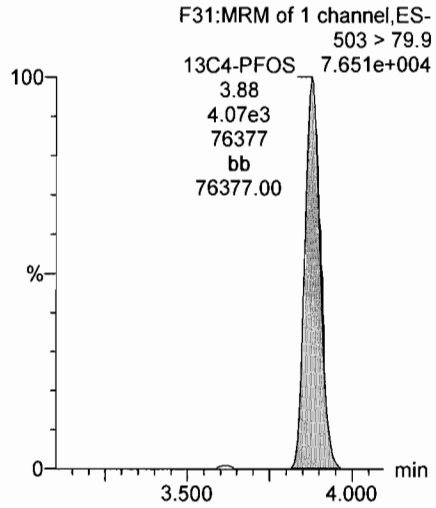
Dataset: U:\Q4.PRO\results\170710M3\170710M3-CRV-L14A.qld

Last Altered: Friday, July 14, 2017 08:46:00 Pacific Daylight Time

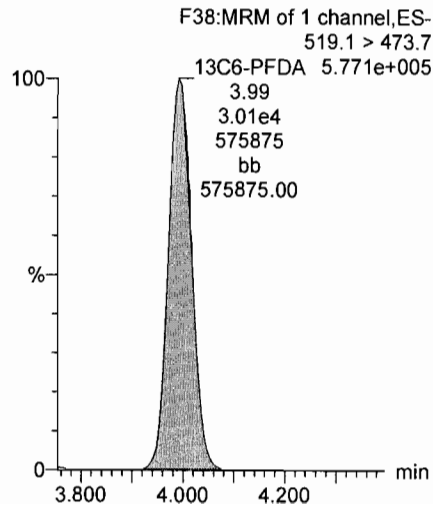
Printed: Friday, July 14, 2017 08:49:41 Pacific Daylight Time

Name: 170710M3_2, Date: 10-Jul-2017, Time: 16:35:25, ID: ST170710M3-1 PFC CS-2 17G1003, Description: PFC CS-2 17G1003

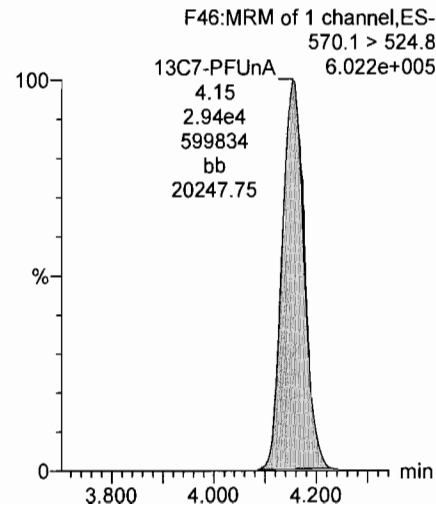
13C4-PFOS



13C6-PFDA



13C7-PFUnA



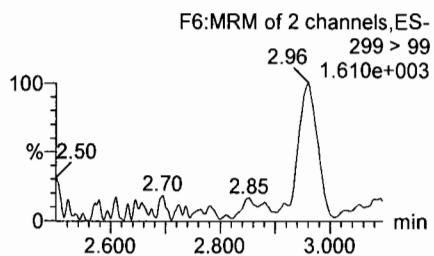
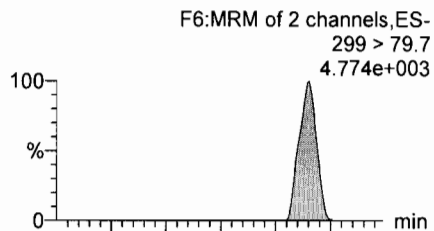
Dataset: U:\Q4.PRO\results\170710M3\170710M3-CRV-L14A.qld

Last Altered: Friday, July 14, 2017 08:46:00 Pacific Daylight Time


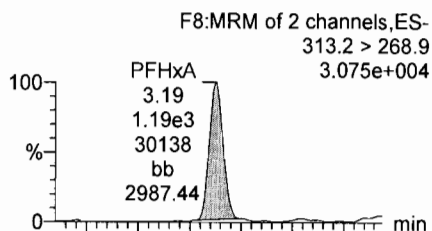
Printed: Friday, July 14, 2017 08:49:41 Pacific Daylight Time

Name: 170710M3_3, Date: 10-Jul-2017, Time: 16:46:13, ID: ST170710M3-2 PFC CS-1 17G1004, Description: PFC CS-1 17G1004

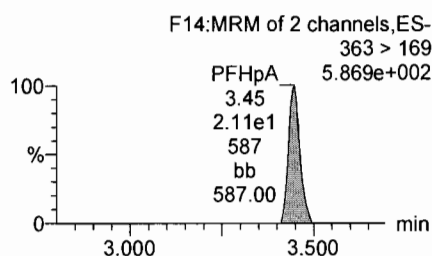
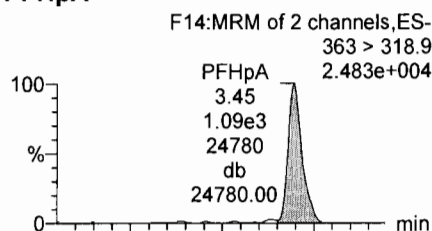
Total PFBS



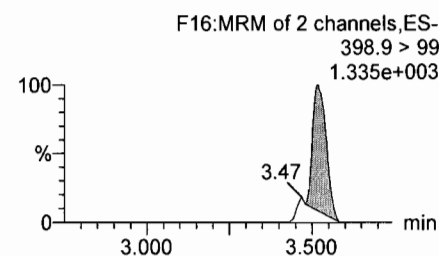

PFHxA



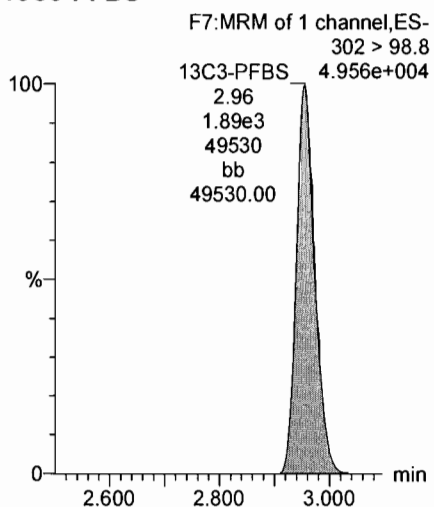
PFHpA



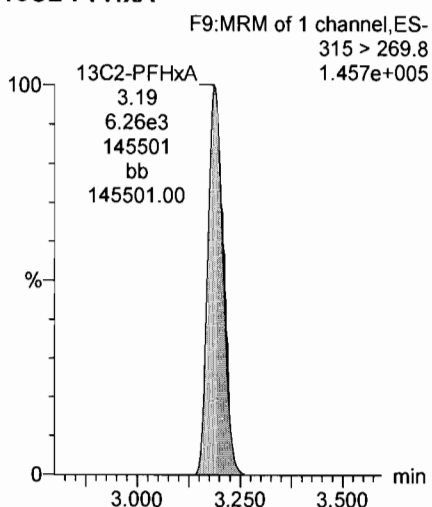
Total PFHxS



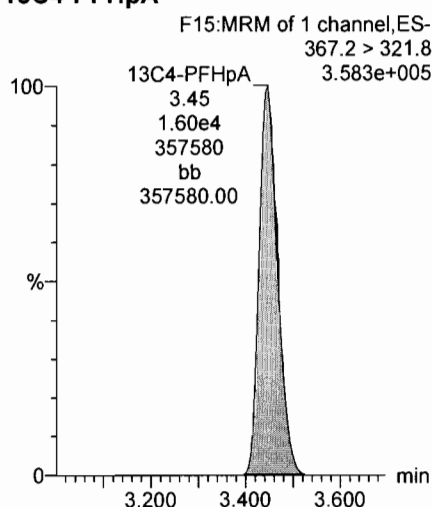
13C3-PFBS



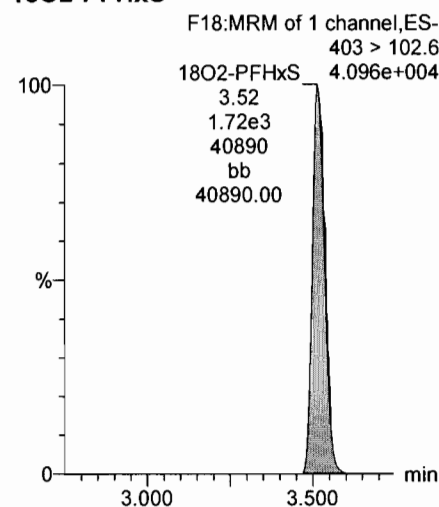
13C2-PFHxA



13C4-PFHpA



18O2-PFHxS



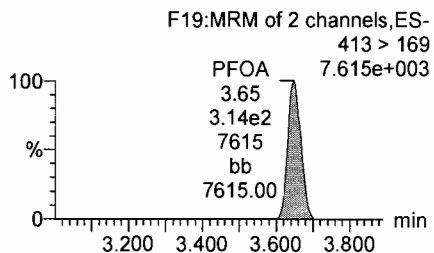
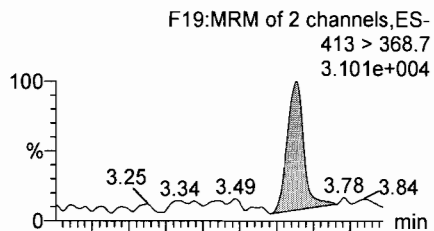
Dataset: U:\Q4.PRO\results\170710M3\170710M3-CRV-L14A.qld

Last Altered: Friday, July 14, 2017 08:46:00 Pacific Daylight Time

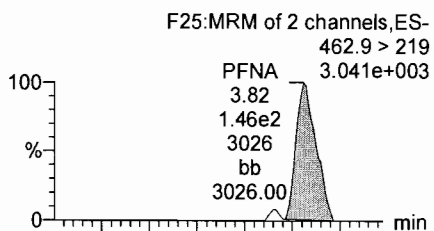
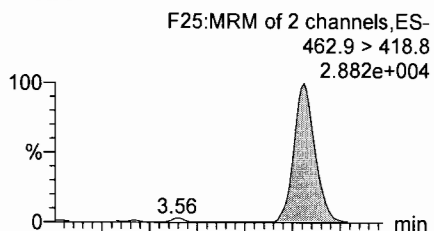
Printed: Friday, July 14, 2017 08:49:41 Pacific Daylight Time

Name: 170710M3_3, Date: 10-Jul-2017, Time: 16:46:13, ID: ST170710M3-2 PFC CS-1 17G1004, Description: PFC CS-1 17G1004

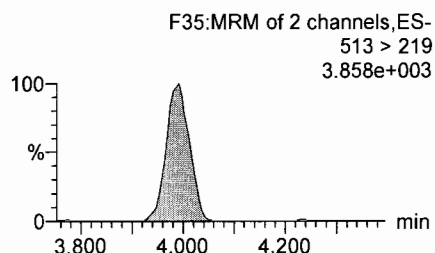
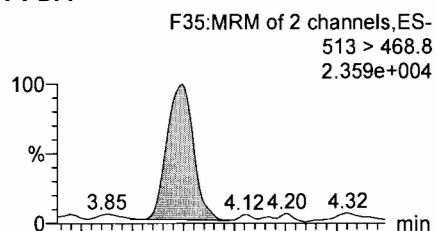
Total PFOA



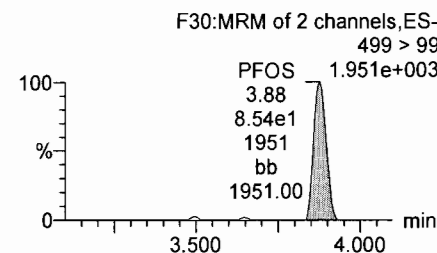
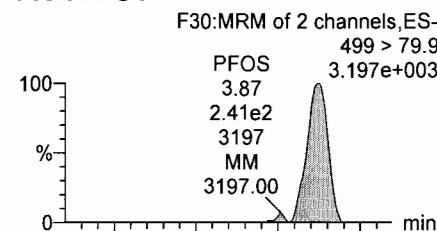
PFNA



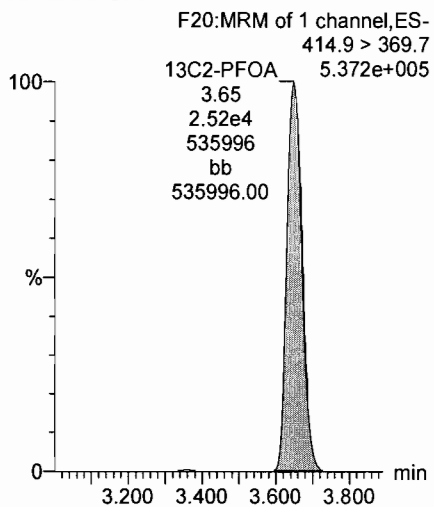
PFDA



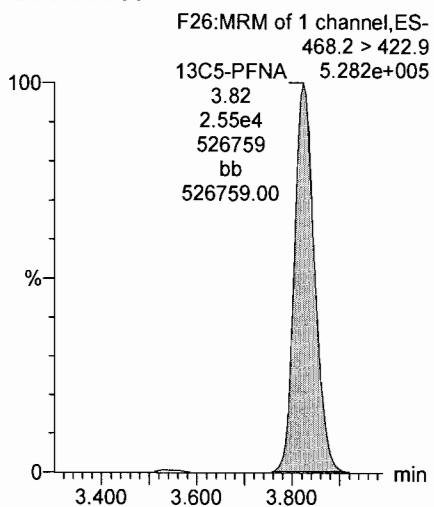
Total PFOS



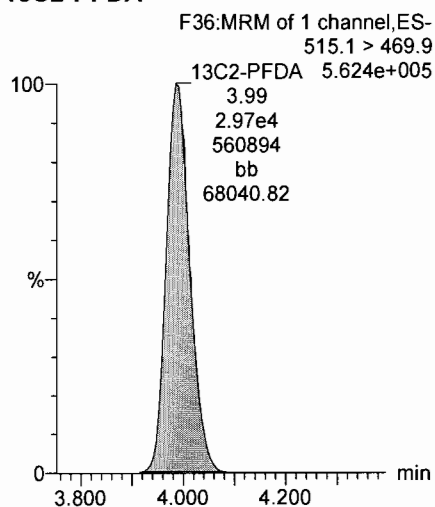
13C2-PFOA



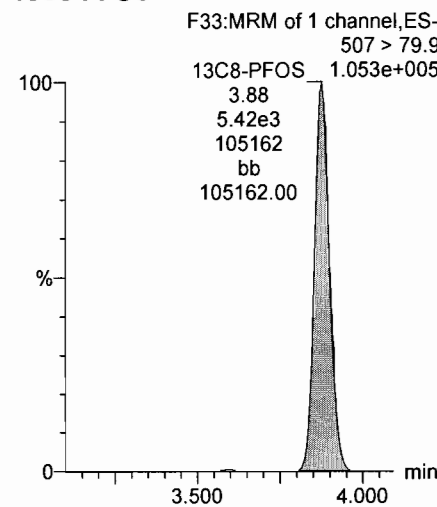
13C5-PFNA



13C2-PFDA



13C8-PFOS



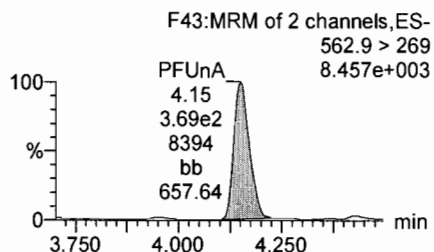
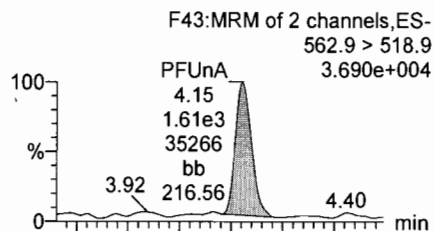
Dataset: U:\Q4.PRO\results\170710M3\170710M3-CRV-L14A.qld

Last Altered: Friday, July 14, 2017 08:46:00 Pacific Daylight Time

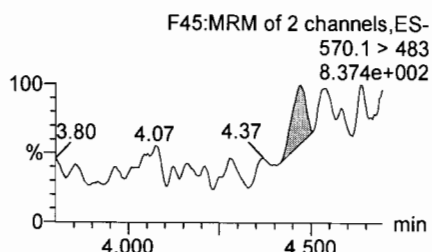
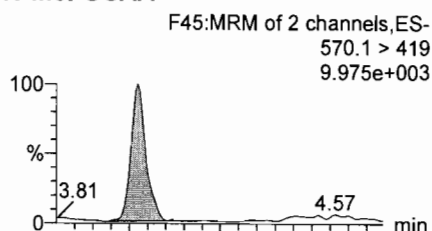
Printed: Friday, July 14, 2017 08:49:41 Pacific Daylight Time

Name: 170710M3_3, Date: 10-Jul-2017, Time: 16:46:13, ID: ST170710M3-2 PFC CS-1 17G1004, Description: PFC CS-1 17G1004

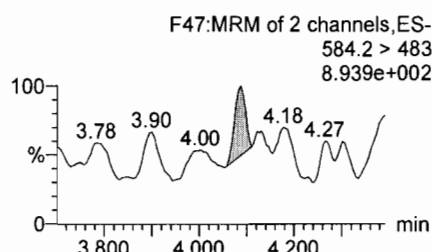
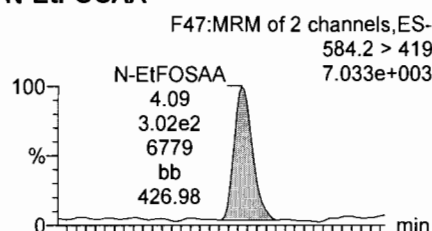
PFUnA



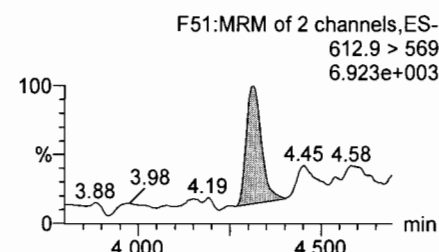
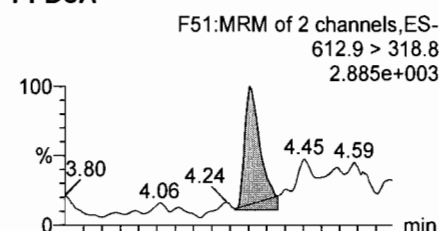
N-MeFOSAA



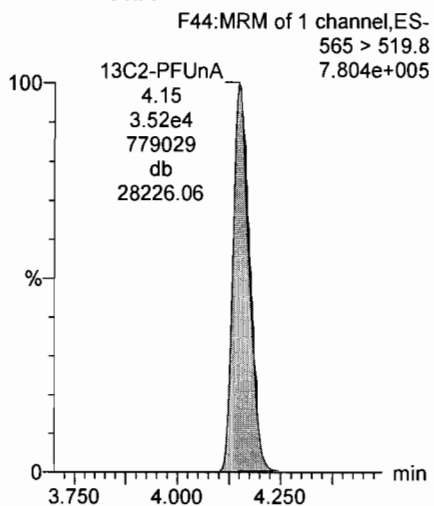
N-EtFOSAA



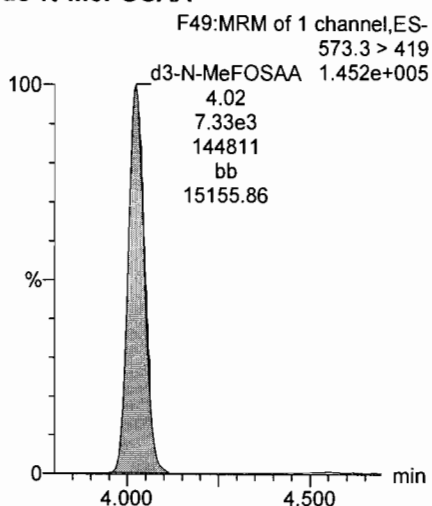
PFDoA



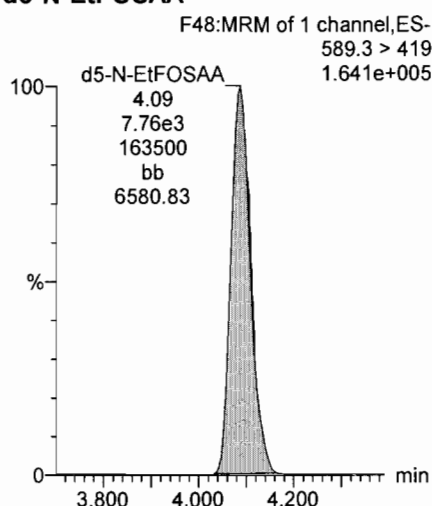
13C2-PFUnA



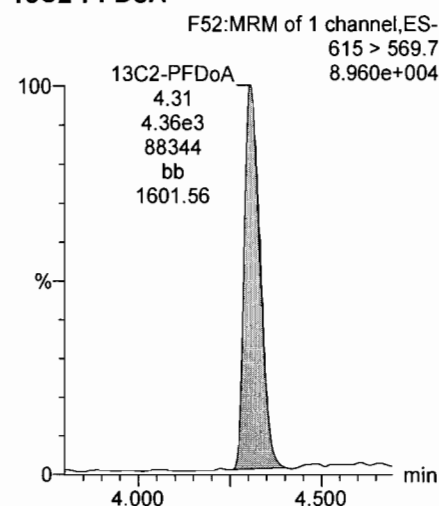
d3-N-MeFOSAA



d5-N-EtFOSAA



13C2-PFDoA

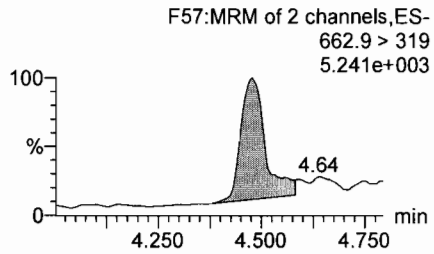
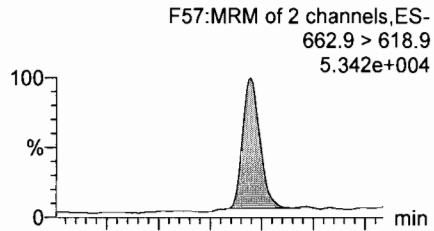


Dataset: U:\Q4.PRO\results\170710M3\170710M3-CRV-L14A.qld

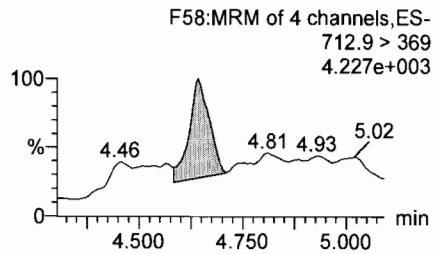
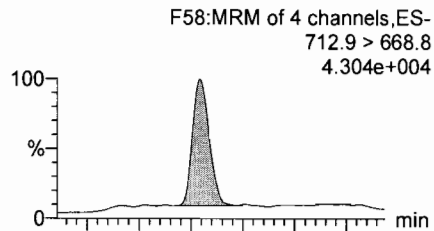
Last Altered: Friday, July 14, 2017 08:46:00 Pacific Daylight Time
Printed: Friday, July 14, 2017 08:49:41 Pacific Daylight Time

Name: 170710M3_3, Date: 10-Jul-2017, Time: 16:46:13, ID: ST170710M3-2 PFC CS-1 17G1004, Description: PFC CS-1 17G1004

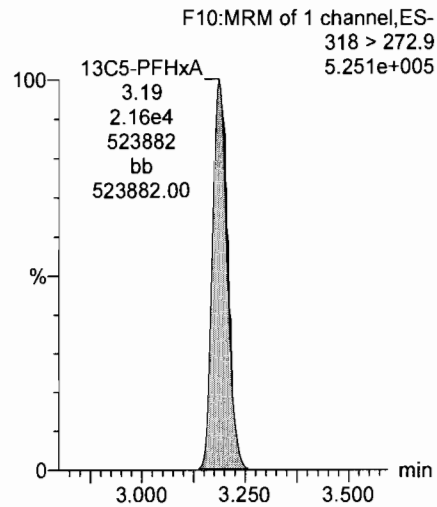
PFTrDA



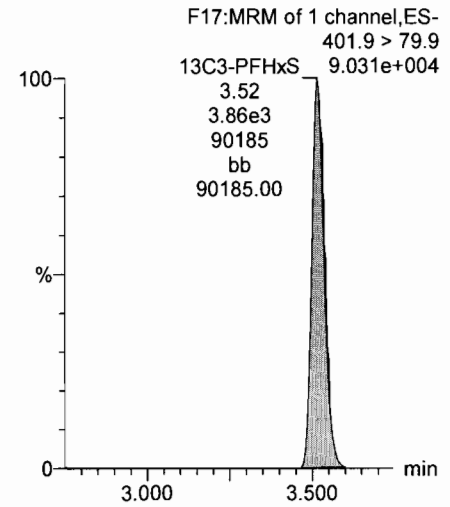
PFTeDA



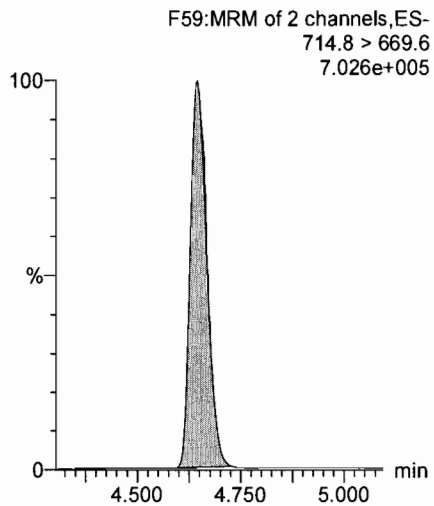
13C5-PFHxA



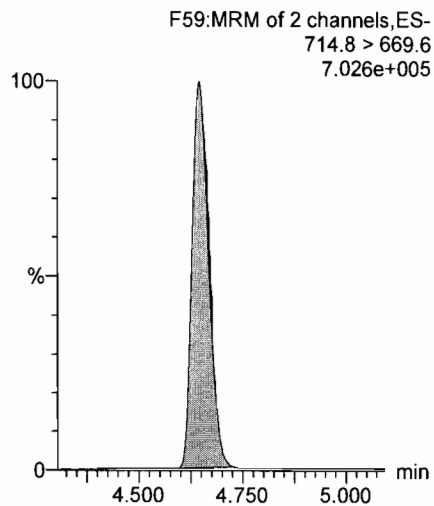
13C3-PFHxS



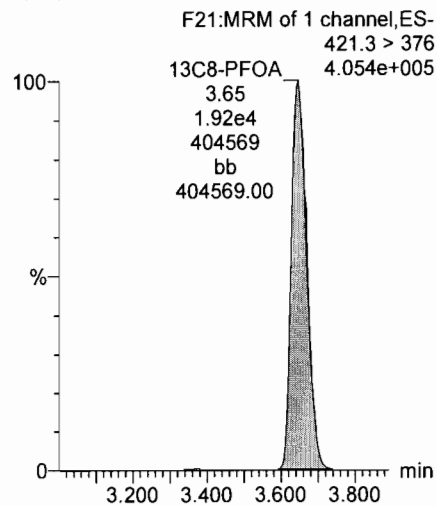
13C2-PFTeDA



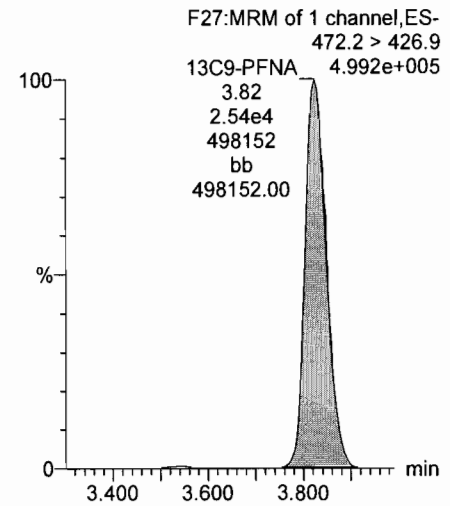
13C2-PFTeDA



13C8-PFOA



13C9-PFNA



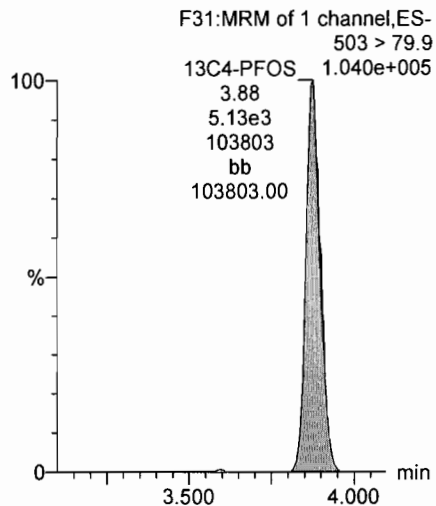
Dataset: U:\Q4.PRO\results\170710M3\170710M3-CRV-L14A.qld

Last Altered: Friday, July 14, 2017 08:46:00 Pacific Daylight Time

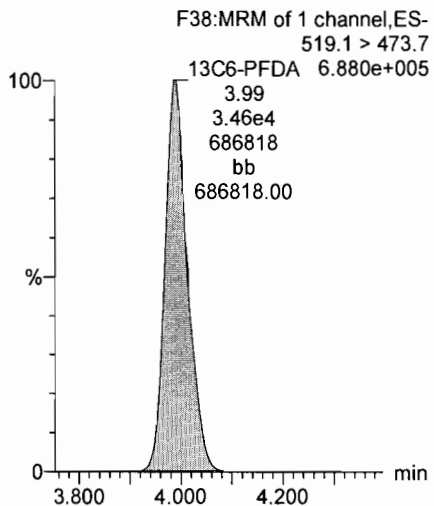
Printed: Friday, July 14, 2017 08:49:41 Pacific Daylight Time

Name: 170710M3_3, Date: 10-Jul-2017, Time: 16:46:13, ID: ST170710M3-2 PFC CS-1 17G1004, Description: PFC CS-1 17G1004

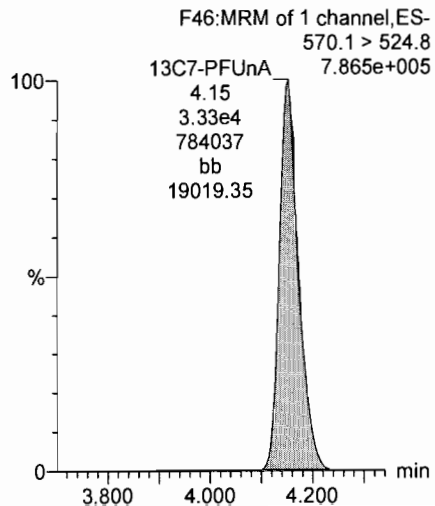
13C4-PFOS



13C6-PFDA



13C7-PFUnA

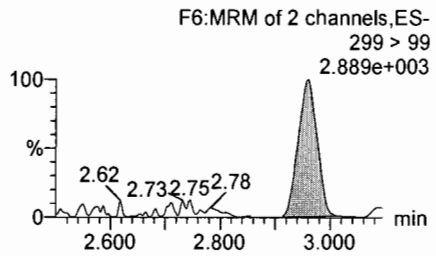
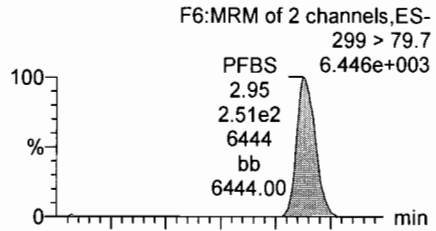


Dataset: U:\Q4.PRO\results\170710M3\170710M3-CRV-L14A.qld

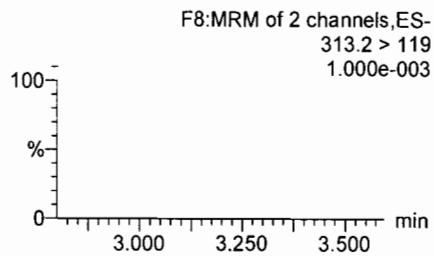
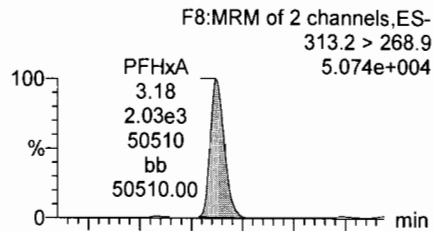
Last Altered: Friday, July 14, 2017 08:46:00 Pacific Daylight Time
Printed: Friday, July 14, 2017 08:49:41 Pacific Daylight Time

Name: 170710M3_4, Date: 10-Jul-2017, Time: 16:56:56, ID: ST170710M3-3 PFC CS0 17G1005, Description: PFC CS0 17G1005

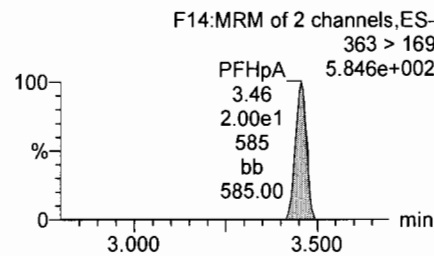
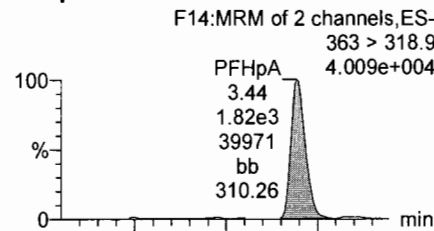
Total PFBS



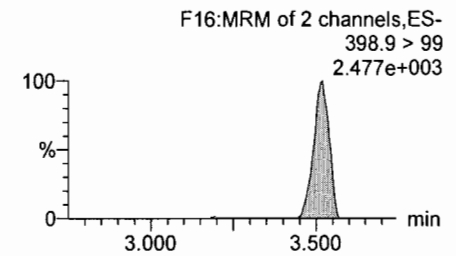
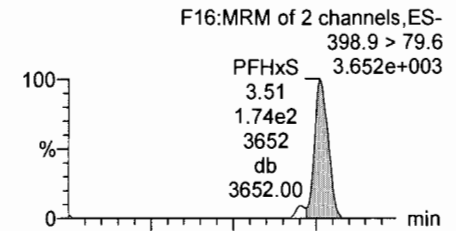
PFHxA



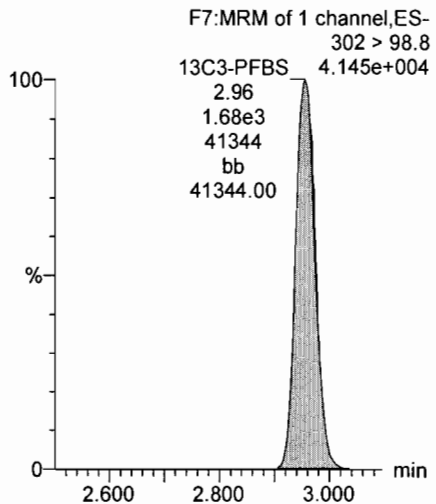
PFHpA



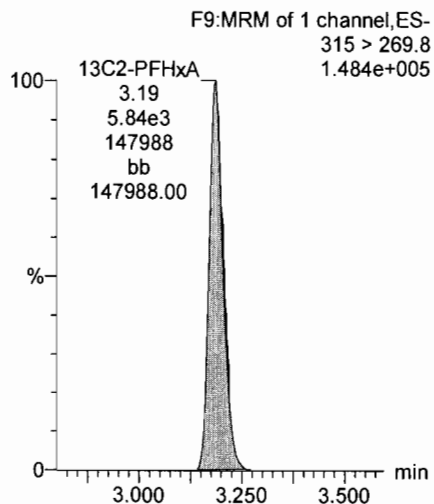
Total PFHxS



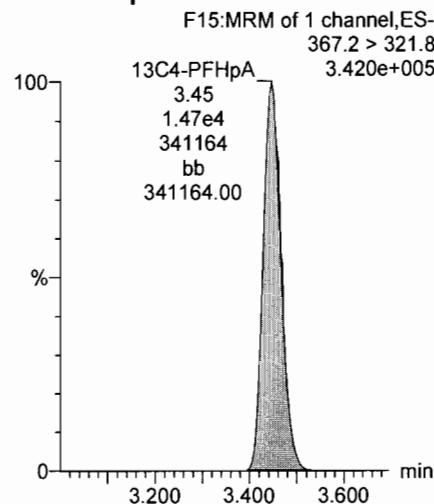
13C3-PFBS



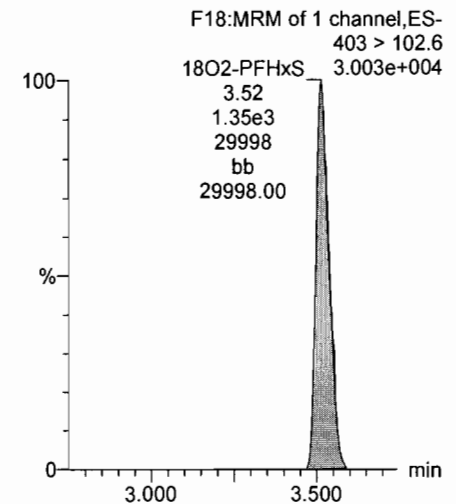
13C2-PFHxA



13C4-PFHpA



18O2-PFHxS



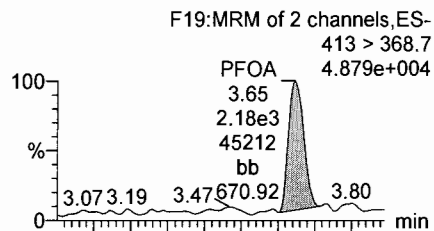
Dataset: U:\Q4.PRO\results\170710M3\170710M3-CRV-L14A.qld

Last Altered: Friday, July 14, 2017 08:46:00 Pacific Daylight Time

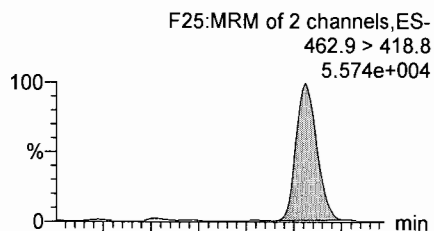
Printed: Friday, July 14, 2017 08:49:41 Pacific Daylight Time

Name: 170710M3_4, Date: 10-Jul-2017, Time: 16:56:56, ID: ST170710M3-3 PFC CS0 17G1005, Description: PFC CS0 17G1005

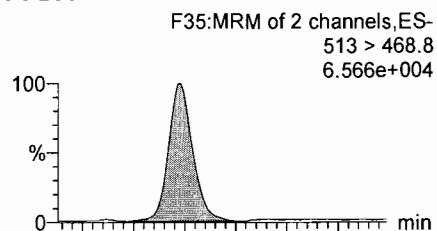
Total PFOA



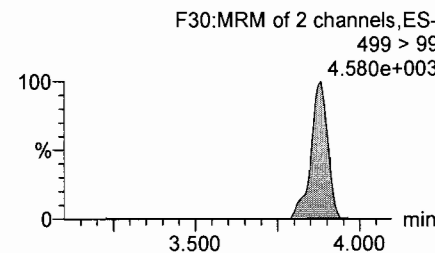
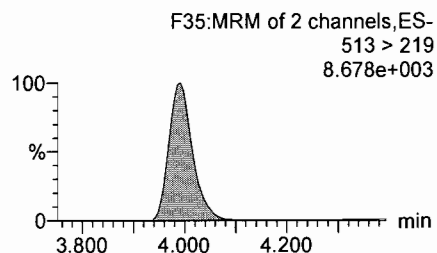
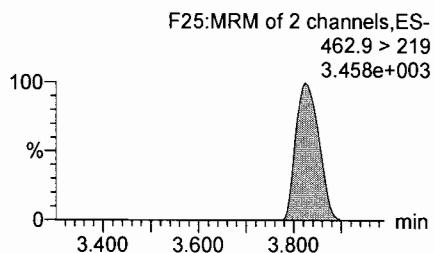
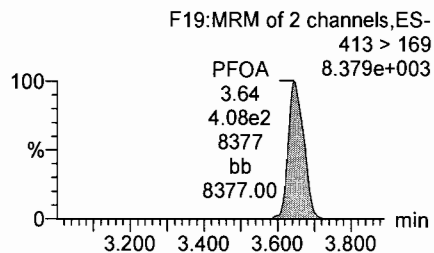
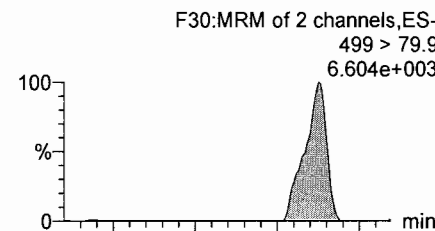
PFNA



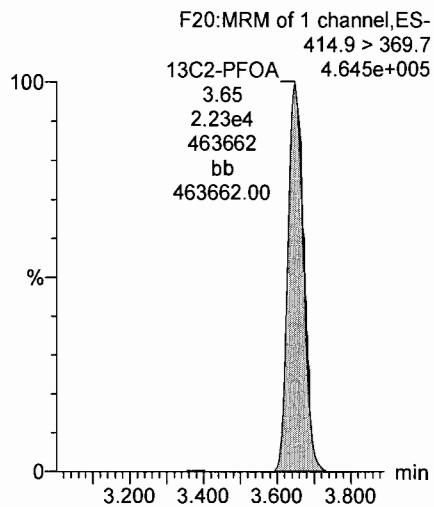
PFDA



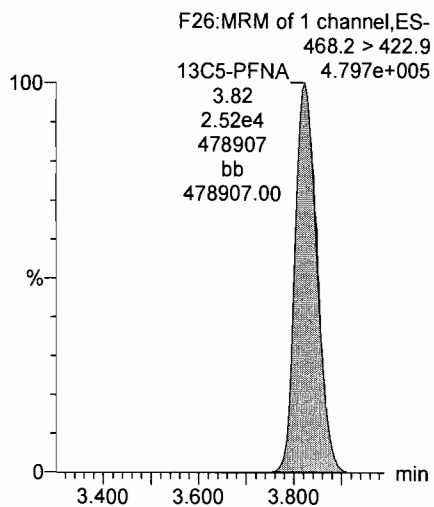
Total PFOS



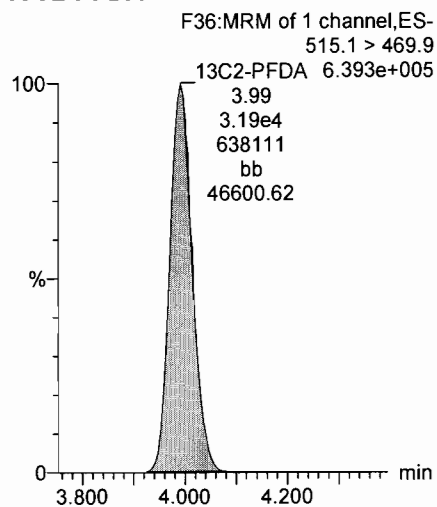
13C2-PFOA



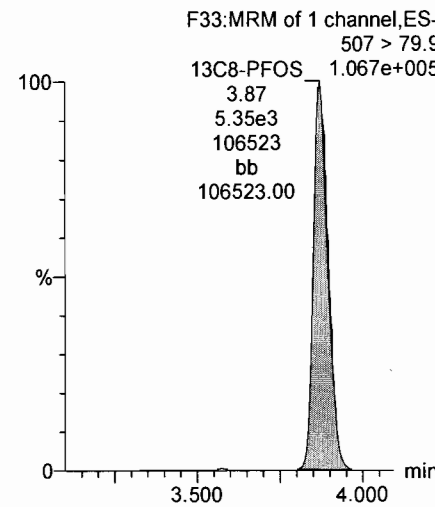
13C5-PFNA



13C2-PFDA



13C8-PFOS



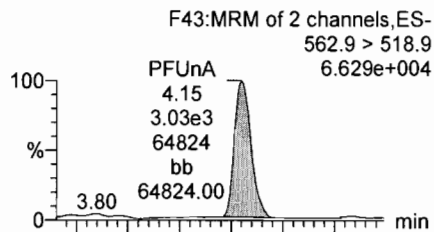
Dataset: U:\Q4.PRO\results\170710M3\170710M3-CRV-L14A.qld

Last Altered: Friday, July 14, 2017 08:46:00 Pacific Daylight Time

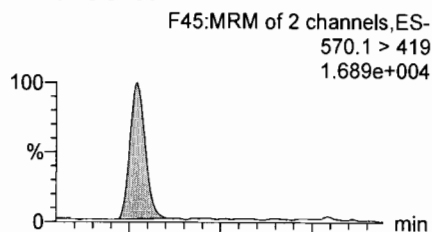
Printed: Friday, July 14, 2017 08:49:41 Pacific Daylight Time

Name: 170710M3_4, Date: 10-Jul-2017, Time: 16:56:56, ID: ST170710M3-3 PFC CS0 17G1005, Description: PFC CS0 17G1005

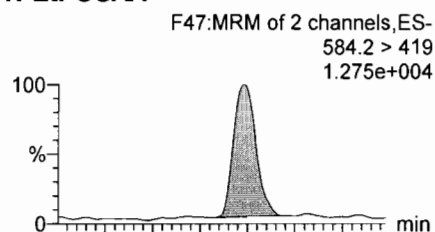
PFUnA



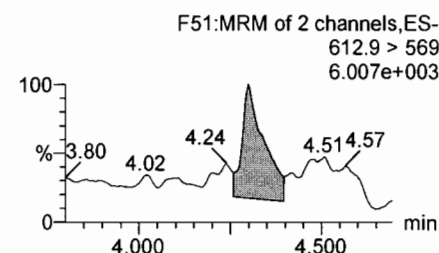
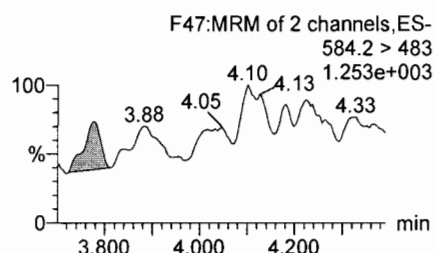
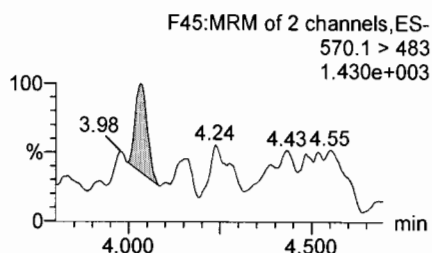
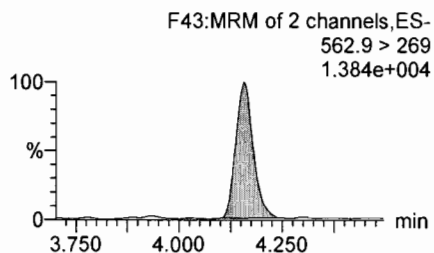
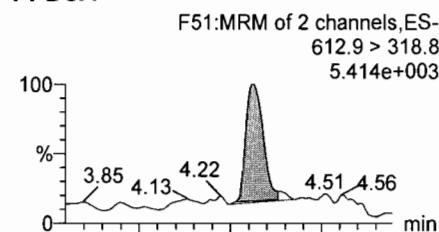
N-MeFOSAA



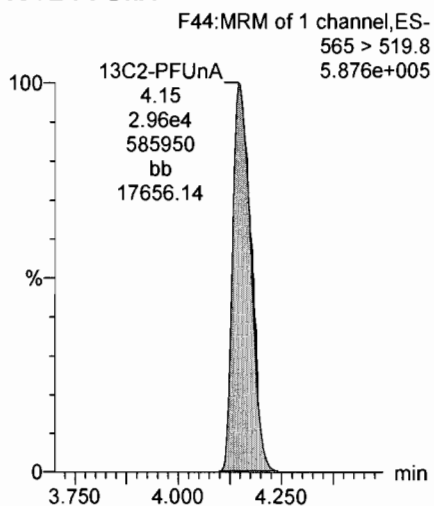
N-EtFOSAA



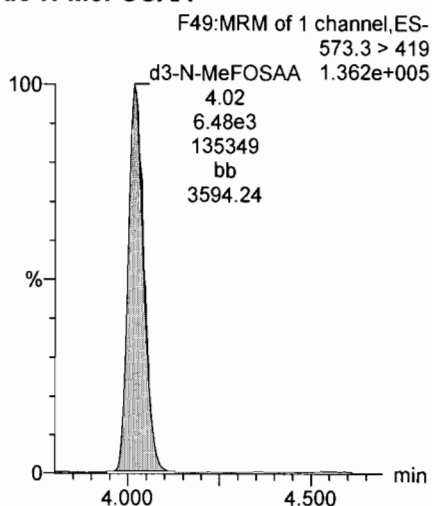
PFDoA



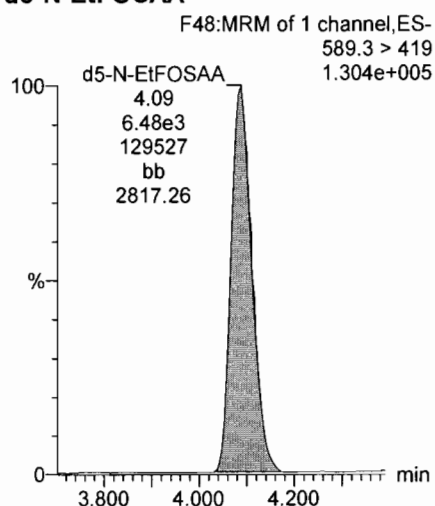
13C2-PFUnA



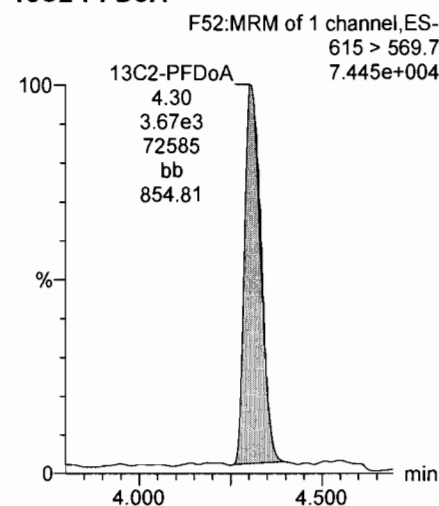
d3-N-MeFOSAA



d5-N-EtFOSAA



13C2-PFDoA



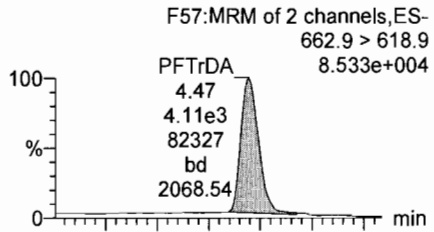
Dataset: U:\Q4.PRO\results\170710M3\170710M3-CRV-L14A.qld

Last Altered: Friday, July 14, 2017 08:46:00 Pacific Daylight Time

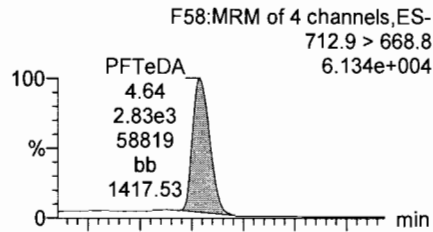
Printed: Friday, July 14, 2017 08:49:41 Pacific Daylight Time

Name: 170710M3_4, Date: 10-Jul-2017, Time: 16:56:56, ID: ST170710M3-3 PFC CS0 17G1005, Description: PFC CS0 17G1005

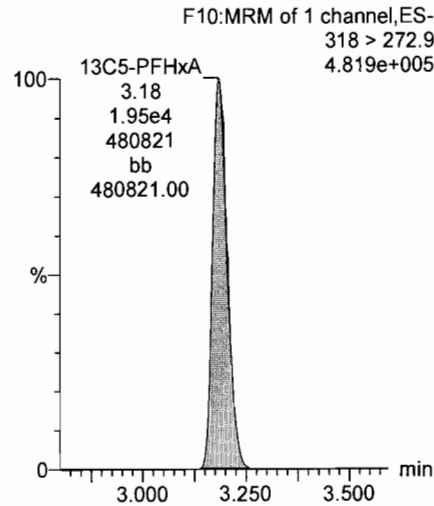
PFTTrDA



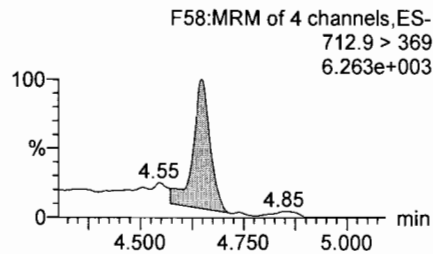
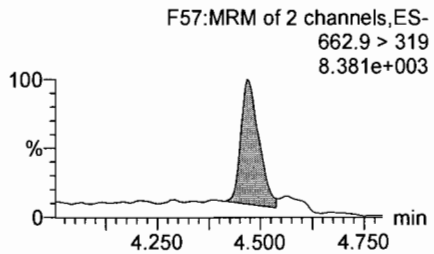
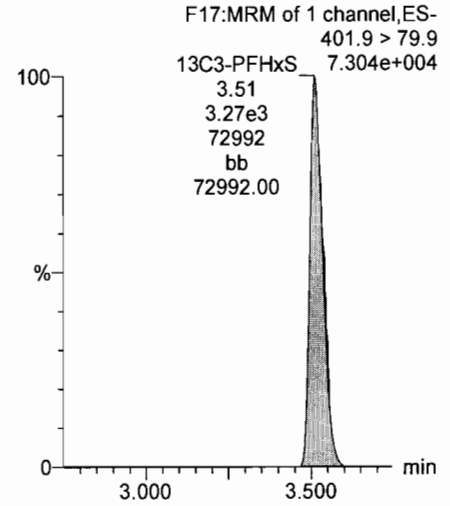
PFTTeDA



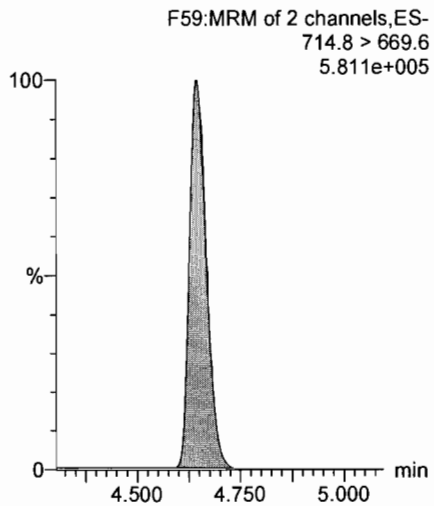
13C5-PFHxA



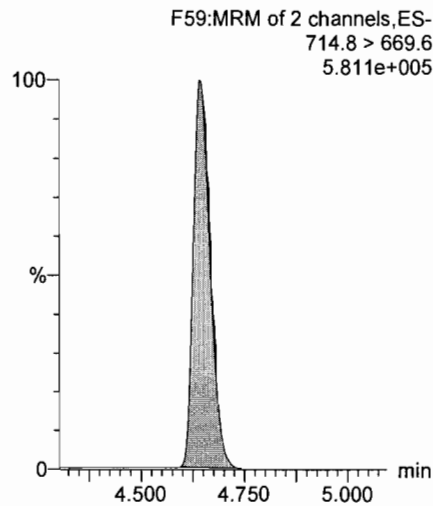
13C3-PFHxS



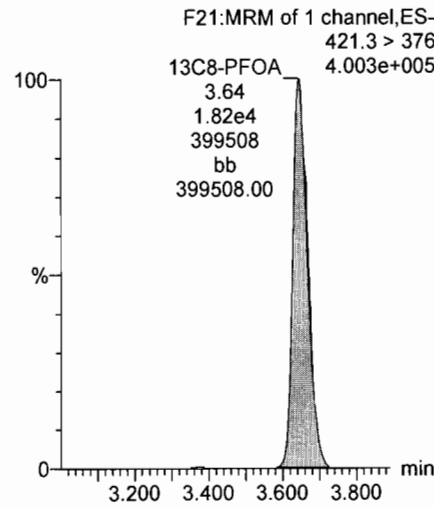
13C2-PFTeDA



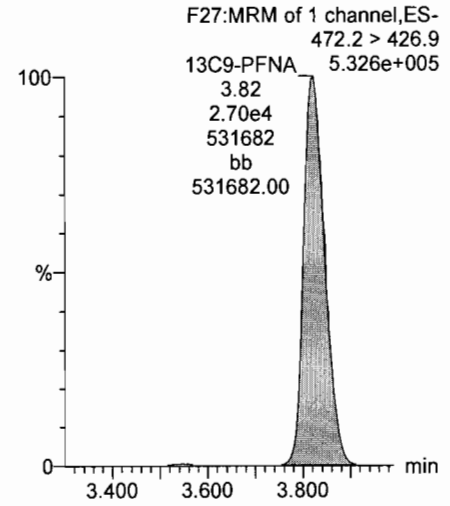
13C2-PFTTrDA



13C8-PFOA



13C9-PFNA



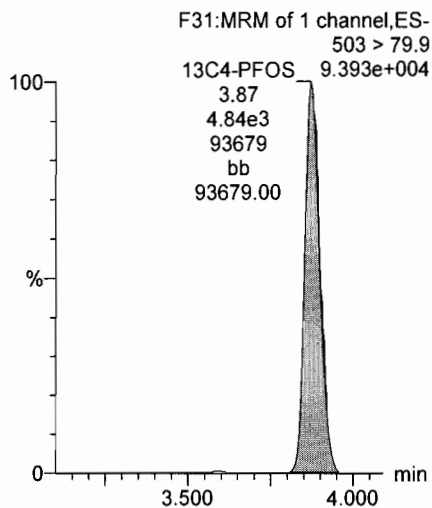
Dataset: U:\Q4.PRO\results\170710M3\170710M3-CRV-L14A.qld

Last Altered: Friday, July 14, 2017 08:46:00 Pacific Daylight Time

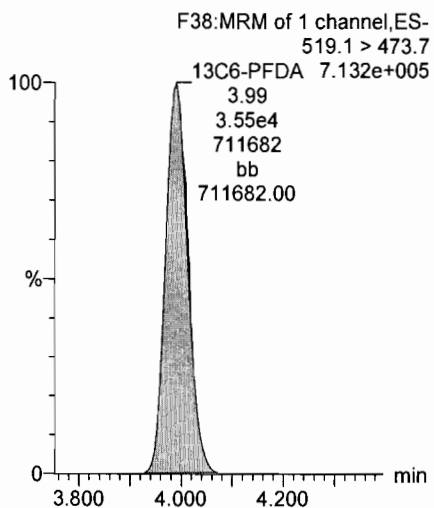
Printed: Friday, July 14, 2017 08:49:41 Pacific Daylight Time

Name: 170710M3_4, Date: 10-Jul-2017, Time: 16:56:56, ID: ST170710M3-3 PFC CS0 17G1005, Description: PFC CS0 17G1005

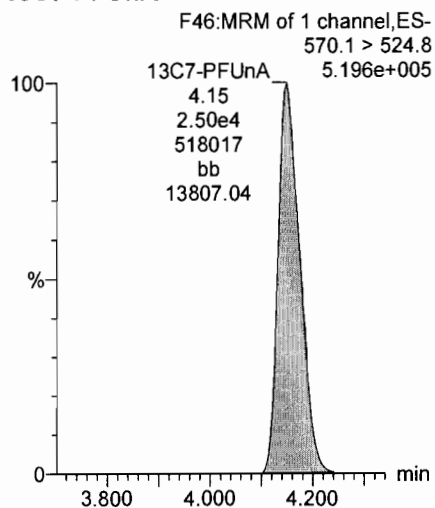
13C4-PFOS



13C6-PFDA



13C7-PFUnA



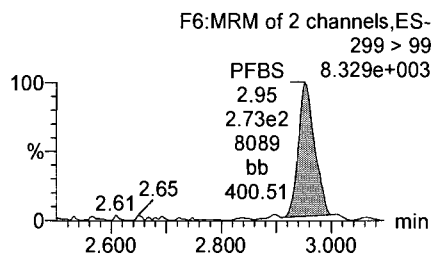
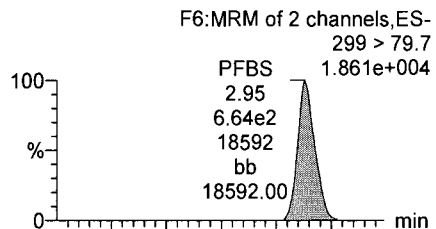
Dataset: U:\Q4.PRO\results\170710M3\170710M3-CRV-L14A.qld

Last Altered: Friday, July 14, 2017 08:46:00 Pacific Daylight Time

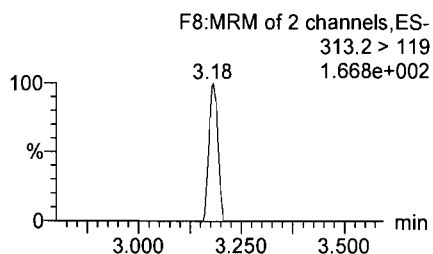
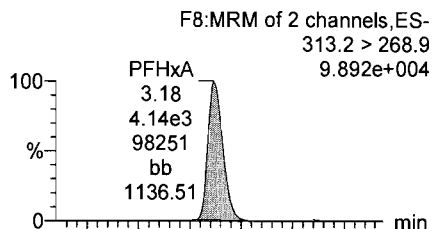
Printed: Friday, July 14, 2017 08:49:41 Pacific Daylight Time

Name: 170710M3_5, Date: 10-Jul-2017, Time: 17:07:35, ID: ST170710M3-4 PFC CS1 17G1006, Description: PFC CS1 17G1006

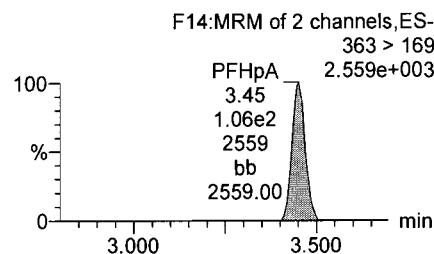
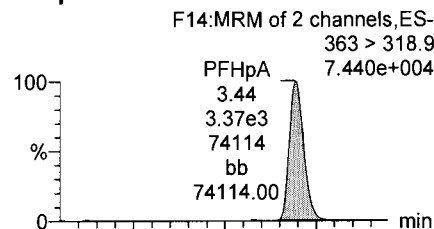
Total PFBS



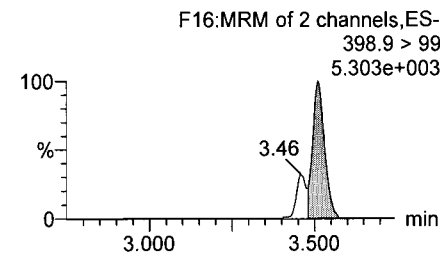
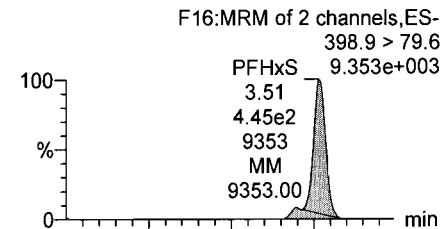
PFHxA



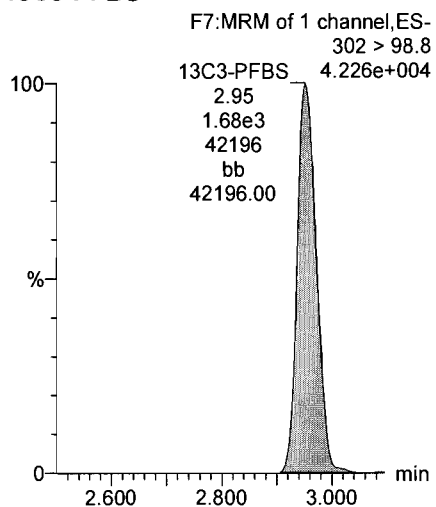
PFHpA



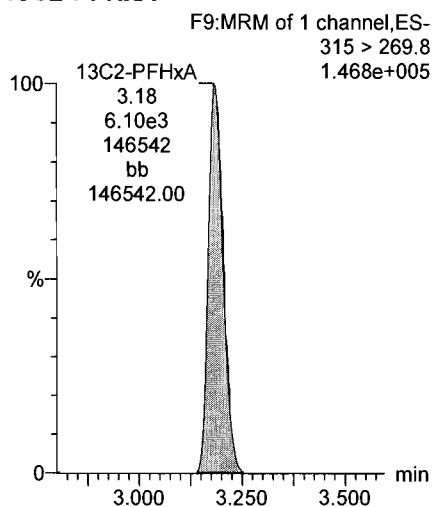
Total PFHxS



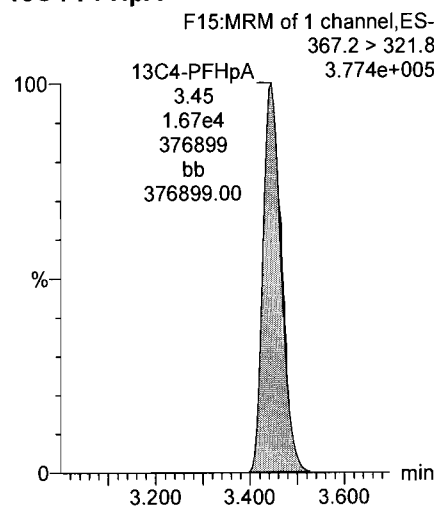
13C3-PFBS



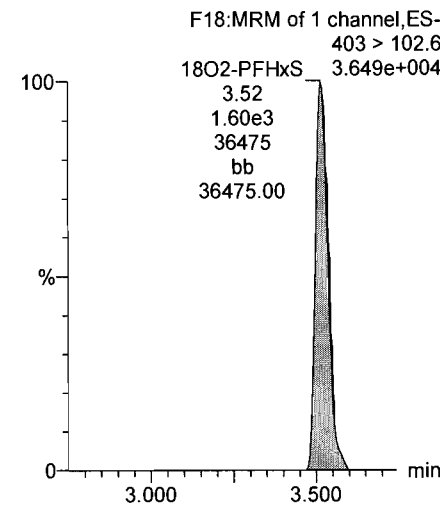
13C2-PFHxA



13C4-PFHpA



18O2-PFHxS



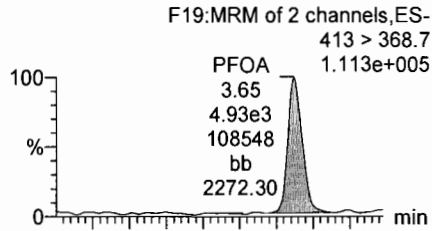
Dataset: U:\Q4.PRO\results\170710M3\170710M3-CRV-L14A.qld

Last Altered: Friday, July 14, 2017 08:46:00 Pacific Daylight Time

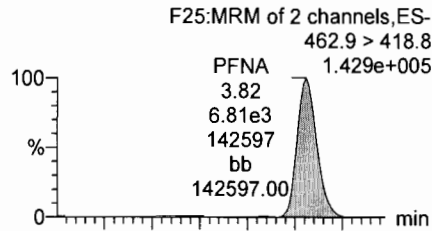
Printed: Friday, July 14, 2017 08:49:41 Pacific Daylight Time

Name: 170710M3_5, Date: 10-Jul-2017, Time: 17:07:35, ID: ST170710M3-4 PFC CS1 17G1006, Description: PFC CS1 17G1006

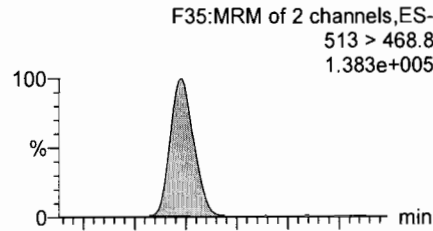
Total PFOA



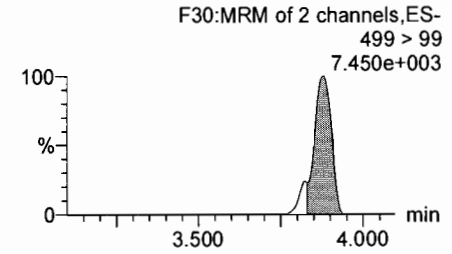
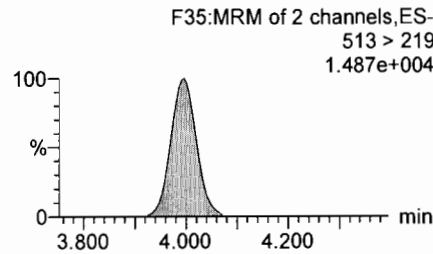
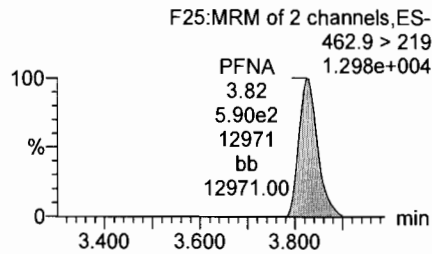
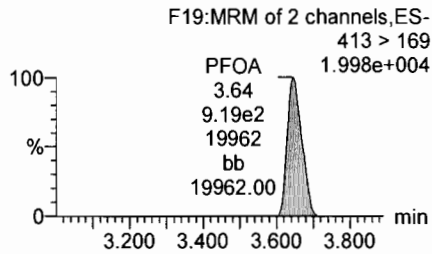
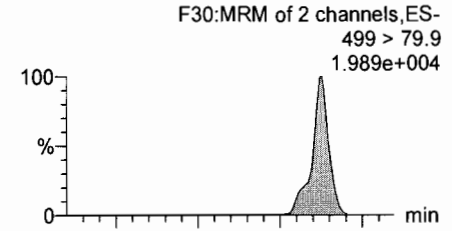
PFNA



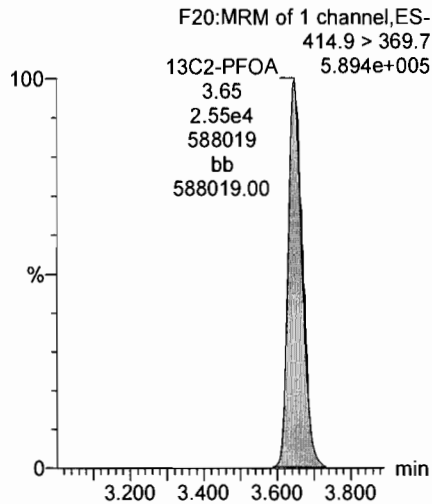
PFDA



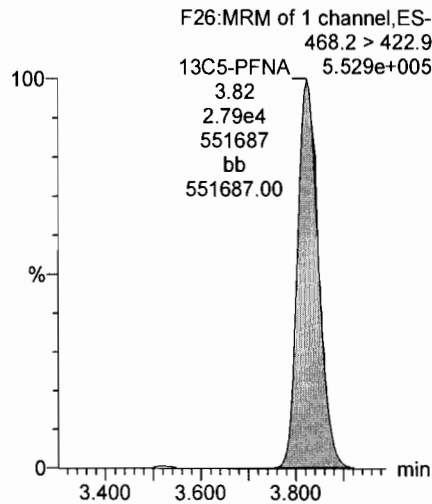
Total PFOS



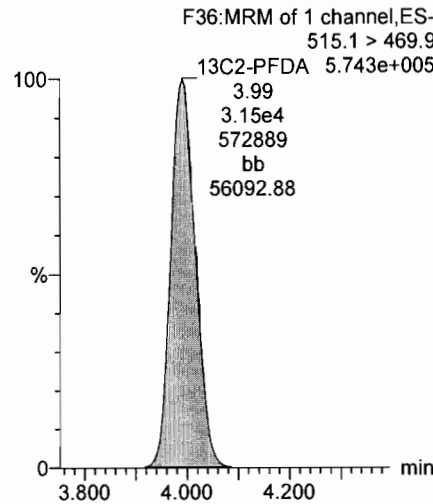
13C2-PFOA



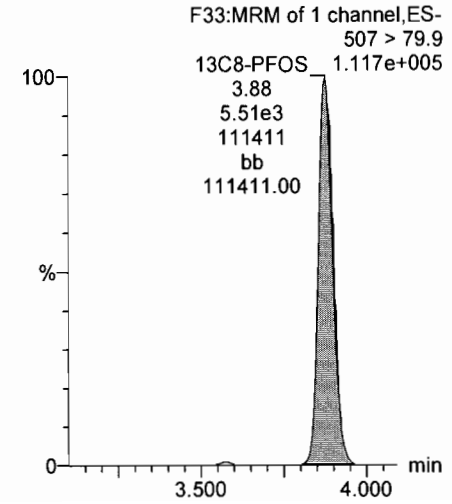
13C5-PFNA



13C2-PFDA



13C8-PFOS



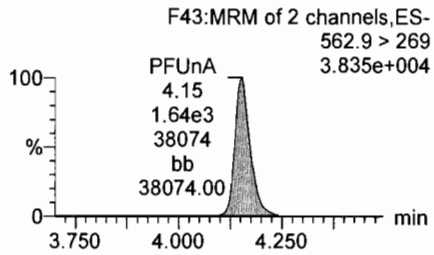
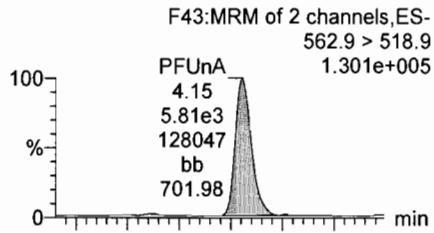
Dataset: U:\Q4.PRO\results\170710M3\170710M3-CRV-L14A.qld

Last Altered: Friday, July 14, 2017 08:46:00 Pacific Daylight Time

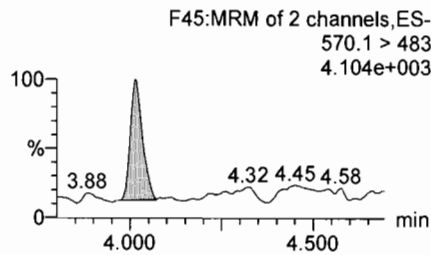
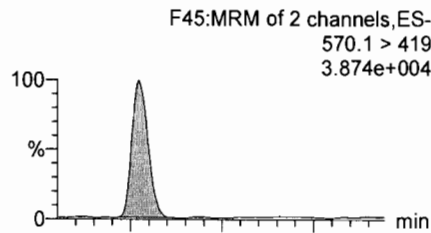
Printed: Friday, July 14, 2017 08:49:41 Pacific Daylight Time

Name: 170710M3_5, Date: 10-Jul-2017, Time: 17:07:35, ID: ST170710M3-4 PFC CS1 17G1006, Description: PFC CS1 17G1006

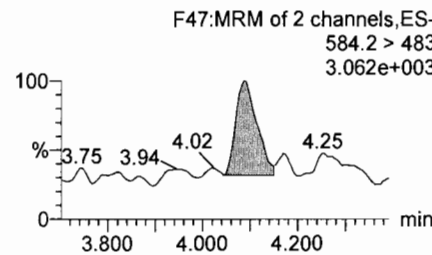
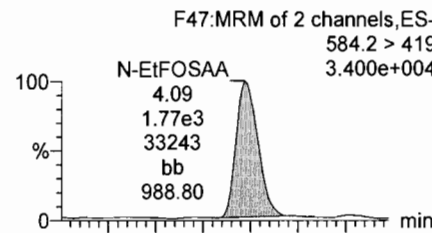
PFUnA



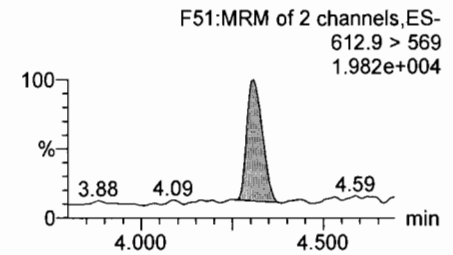
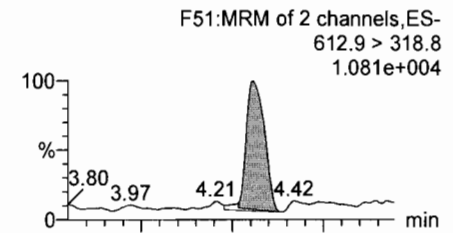
N-MeFOSAA



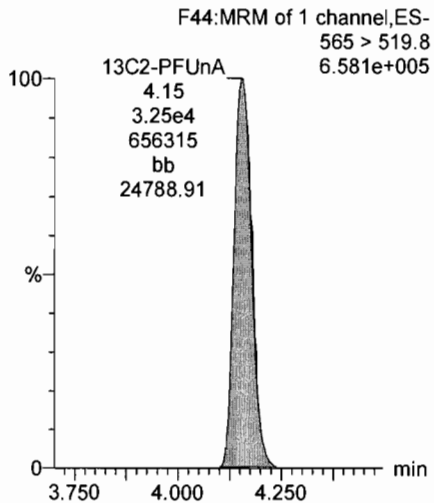
N-EtFOSAA



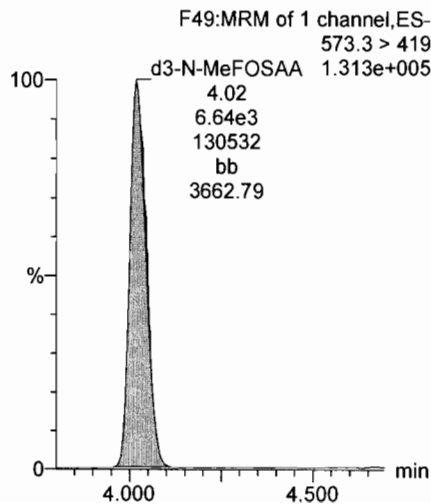
PFD0A



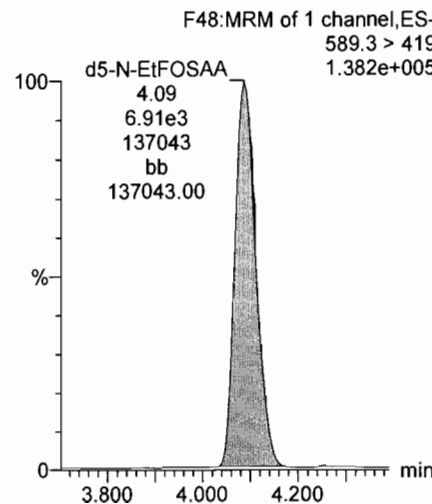
13C2-PFUnA



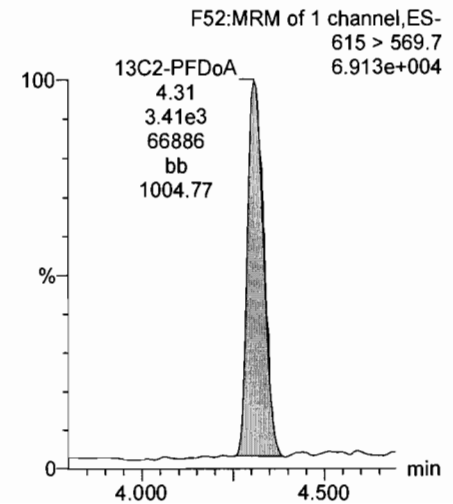
d3-N-MeFOSAA



d5-N-EtFOSAA



13C2-PFD0A



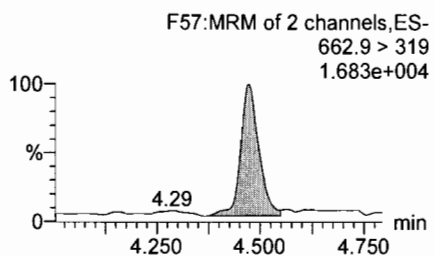
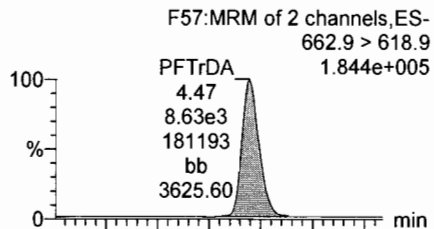
Dataset: U:\Q4.PRO\results\170710M3\170710M3-CRV-L14A.qld

Last Altered: Friday, July 14, 2017 08:46:00 Pacific Daylight Time

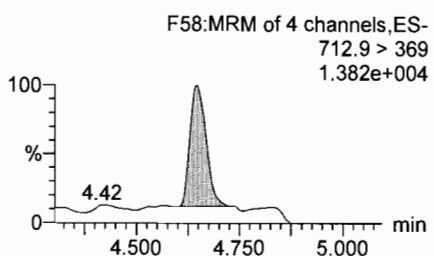
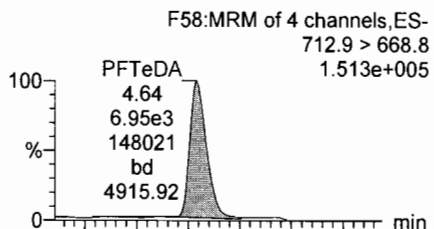
Printed: Friday, July 14, 2017 08:49:41 Pacific Daylight Time

Name: 170710M3_5, Date: 10-Jul-2017, Time: 17:07:35, ID: ST170710M3-4 PFC CS1 17G1006, Description: PFC CS1 17G1006

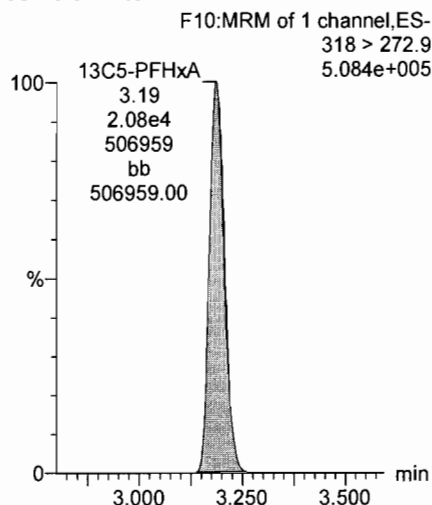
PFTrDA



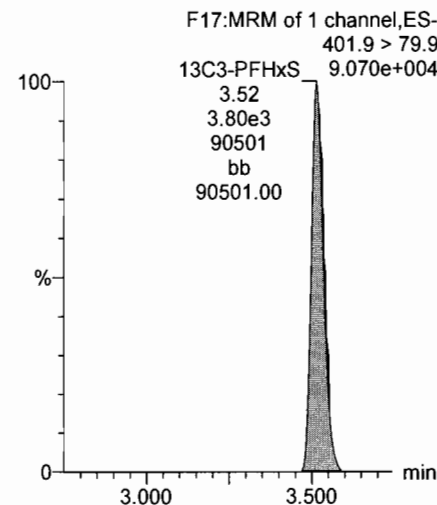
PFTeDA



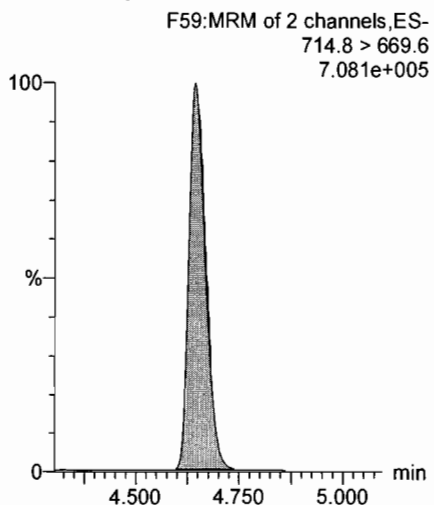
13C5-PFHxA



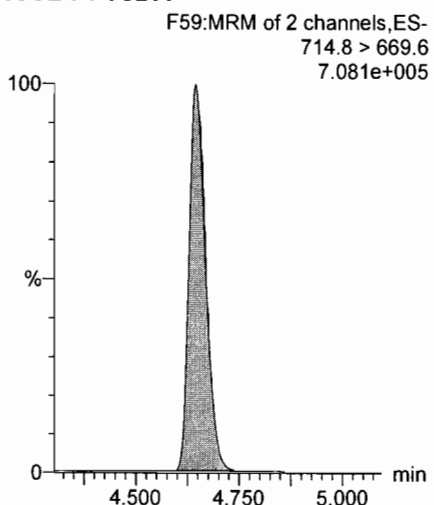
13C3-PFHxS



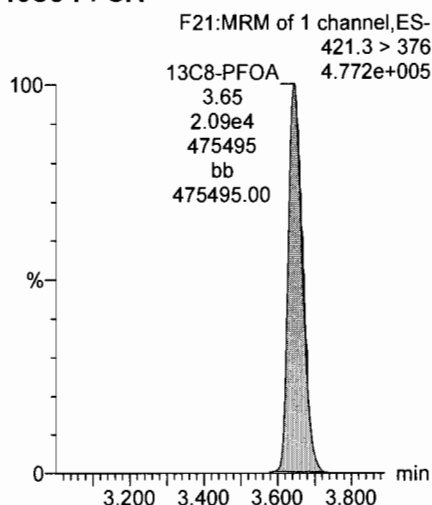
13C2-PFTeDA



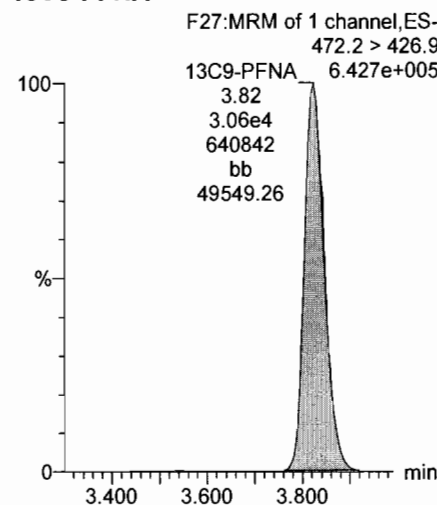
13C2-PFTeDA



13C8-PFOA



13C9-PFNA



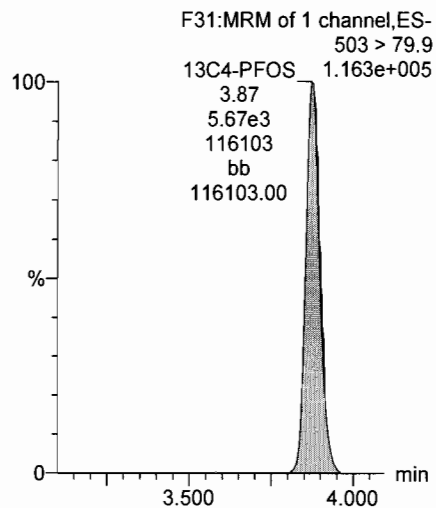
Dataset: U:\Q4.PRO\results\170710M3\170710M3-CRV-L14A.qld

Last Altered: Friday, July 14, 2017 08:46:00 Pacific Daylight Time

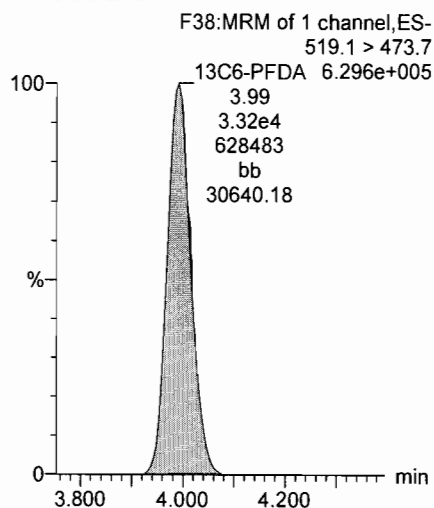
Printed: Friday, July 14, 2017 08:49:41 Pacific Daylight Time

Name: 170710M3_5, Date: 10-Jul-2017, Time: 17:07:35, ID: ST170710M3-4 PFC CS1 17G1006, Description: PFC CS1 17G1006

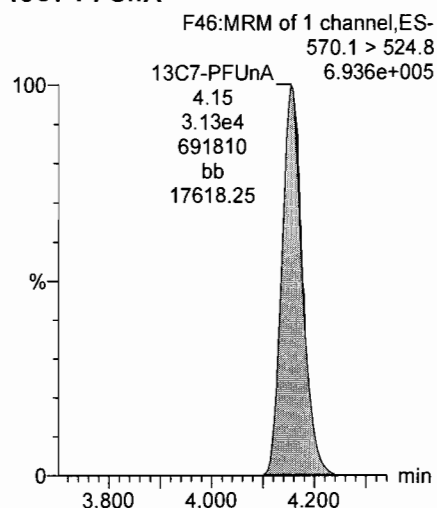
13C4-PFOS



13C6-PFDA



13C7-PFUnA



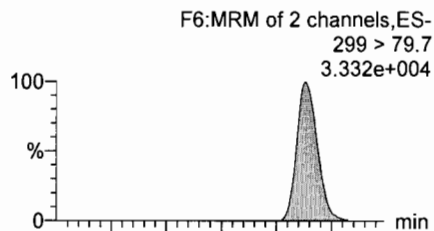
Dataset: U:\Q4.PRO\results\170710M3\170710M3-CRV-L14A.qld

Last Altered: Friday, July 14, 2017 08:46:00 Pacific Daylight Time

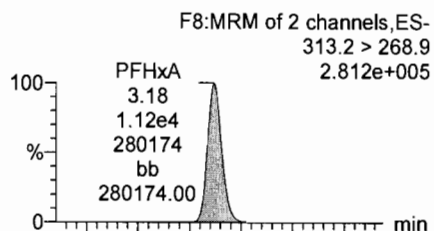
Printed: Friday, July 14, 2017 08:49:41 Pacific Daylight Time

Name: 170710M3_6, Date: 10-Jul-2017, Time: 17:18:21, ID: ST170710M3-5 PFC CS2 17G1007, Description: PFC CS2 17G1007

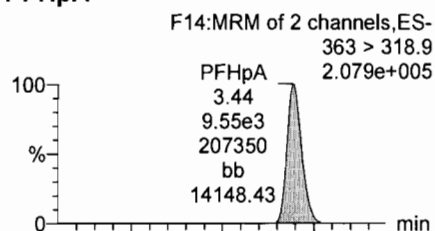
Total PFBS



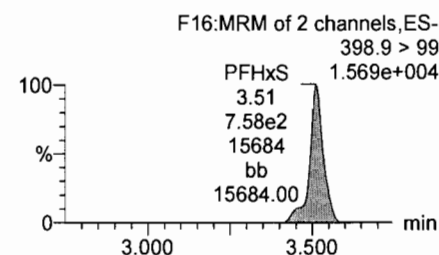
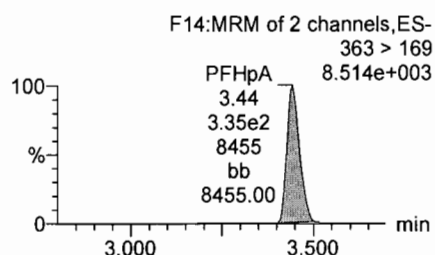
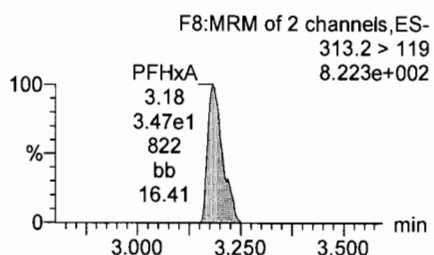
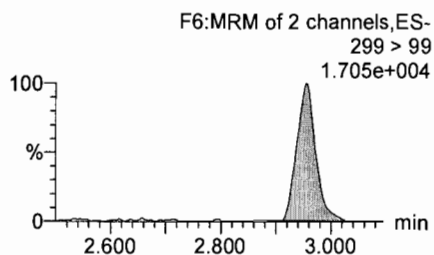
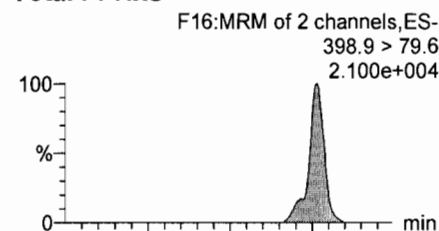
PFHxA



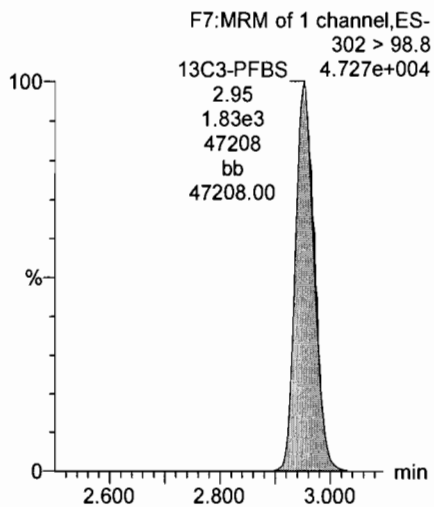
PFHpA



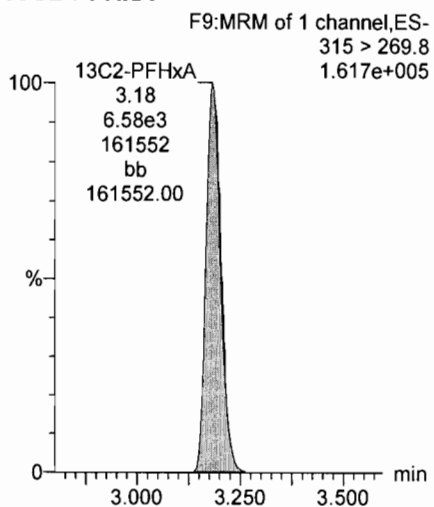
Total PFHxS



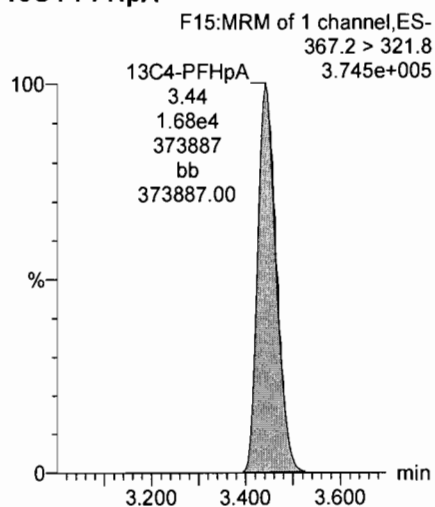
13C3-PFBS



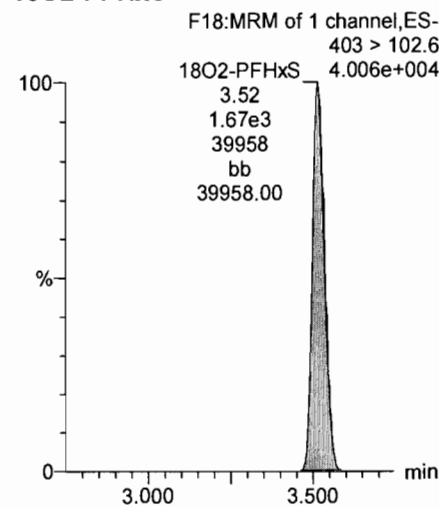
13C2-PFHxA



13C4-PFHpA



18O2-PFHxS

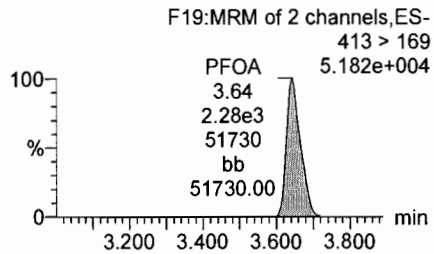
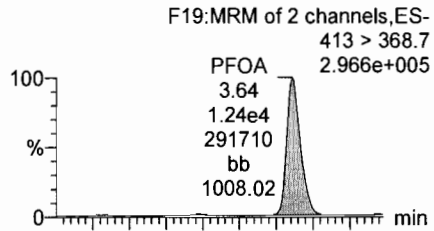


Dataset: U:\Q4.PRO\results\170710M3\170710M3-CRV-L14A.qld

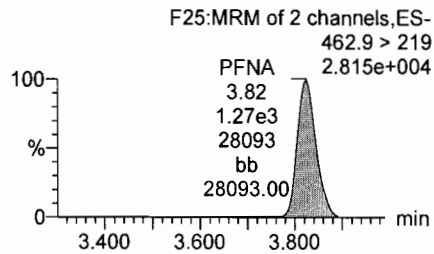
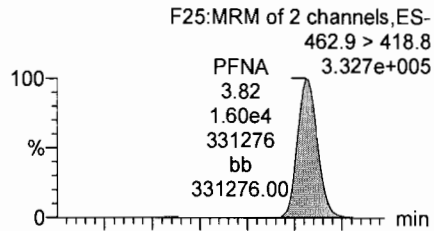
Last Altered: Friday, July 14, 2017 08:46:00 Pacific Daylight Time
Printed: Friday, July 14, 2017 08:49:41 Pacific Daylight Time

Name: 170710M3_6, Date: 10-Jul-2017, Time: 17:18:21, ID: ST170710M3-5 PFC CS2 17G1007, Description: PFC CS2 17G1007

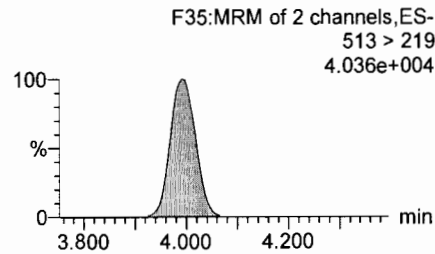
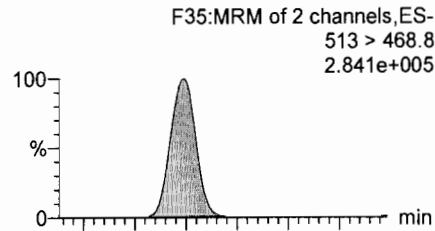
Total PFOA



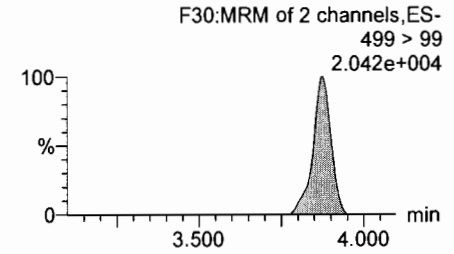
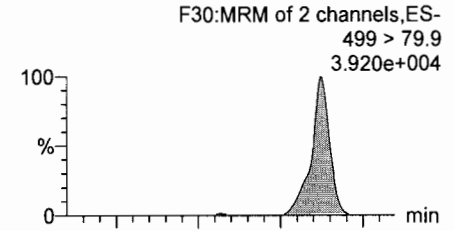
PFNA



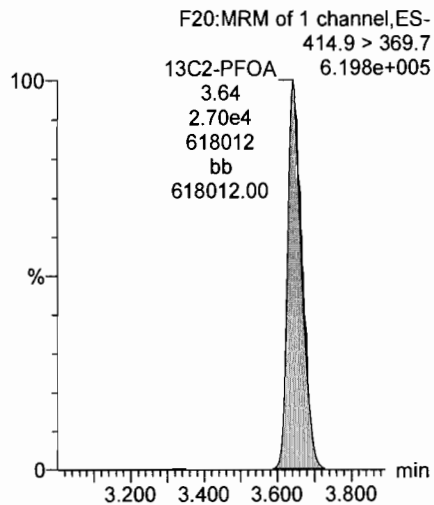
PFDA



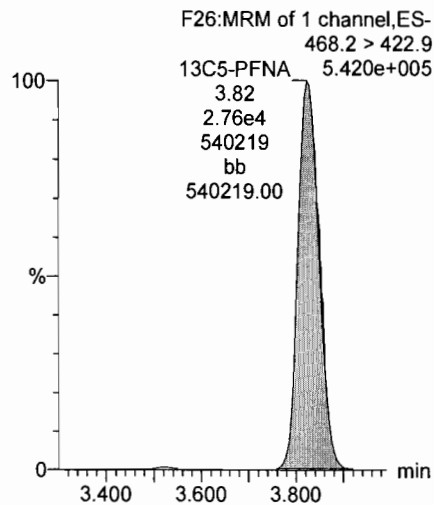
Total PFOS



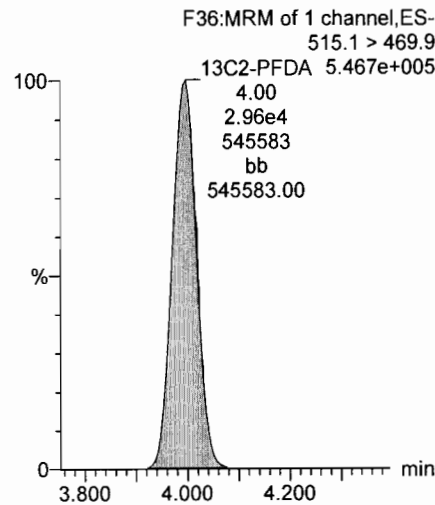
13C2-PFOA



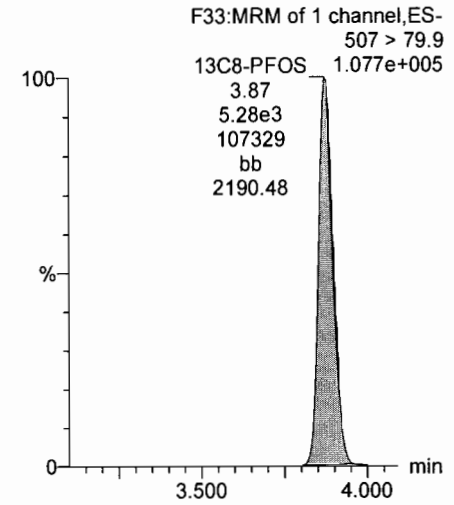
13C5-PFNA



13C2-PFDA



13C8-PFOS



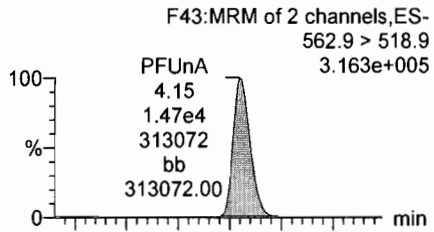
Dataset: U:\Q4.PRO\results\170710M3\170710M3-CRV-L14A.qld

Last Altered: Friday, July 14, 2017 08:46:00 Pacific Daylight Time

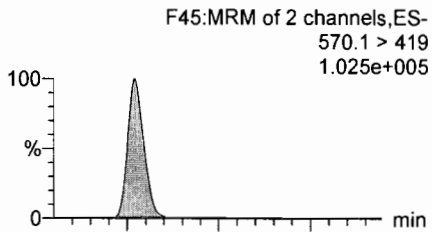
Printed: Friday, July 14, 2017 08:49:41 Pacific Daylight Time

Name: 170710M3_6, Date: 10-Jul-2017, Time: 17:18:21, ID: ST170710M3-5 PFC CS2 17G1007, Description: PFC CS2 17G1007

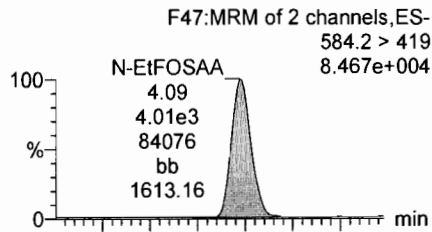
PFUnA



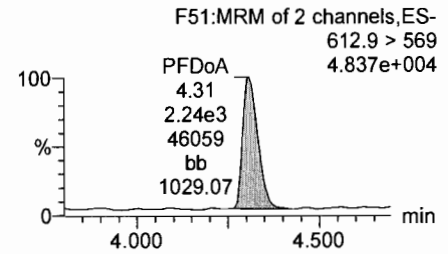
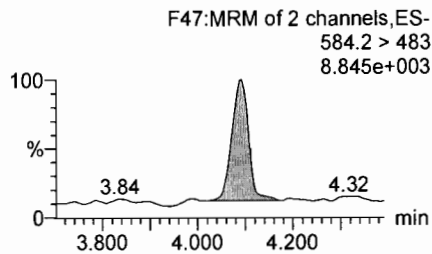
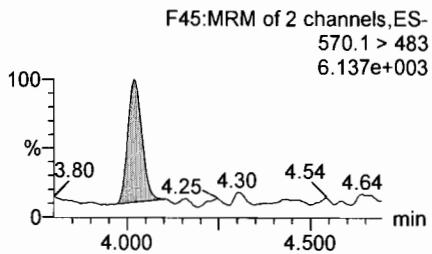
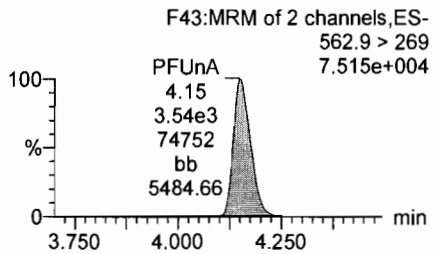
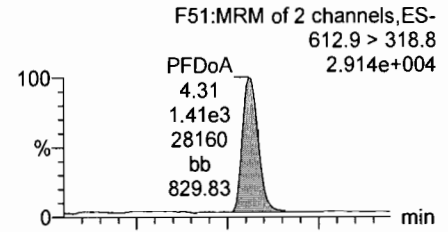
N-MeFOSAA



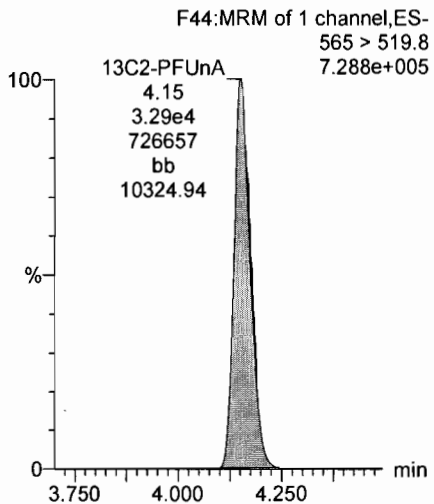
N-EtFOSAA



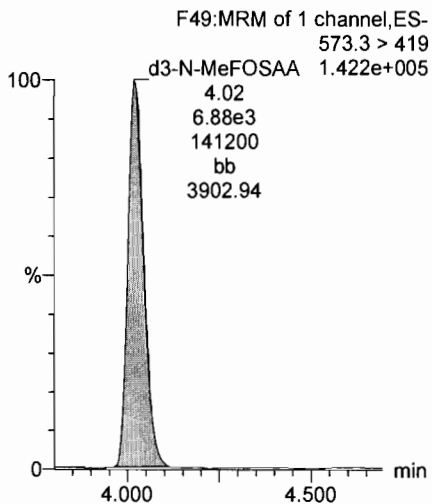
PFDoA



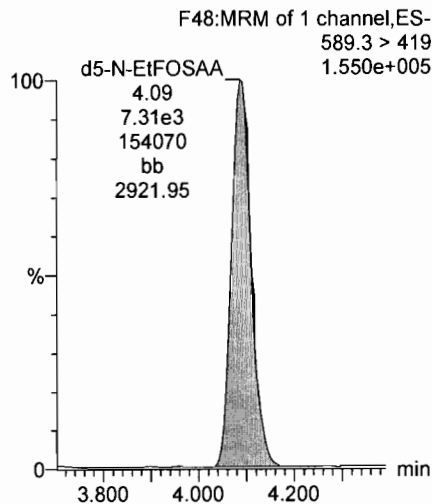
13C2-PFUnA



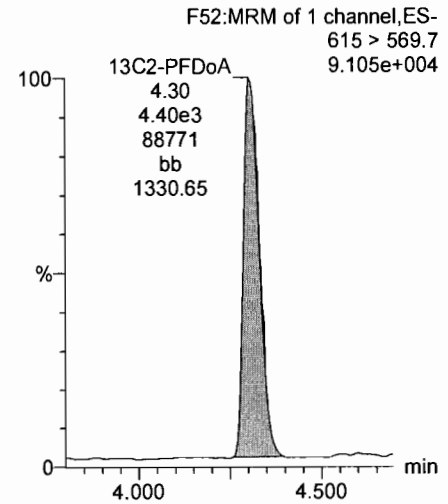
d3-N-MeFOSAA



d5-N-EtFOSAA



13C2-PFDoA



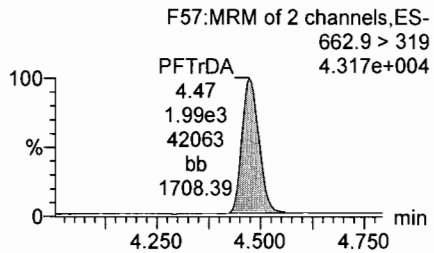
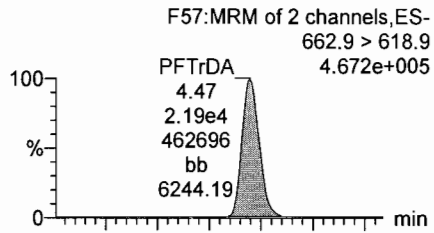
Dataset: U:\Q4.PRO\results\170710M3\170710M3-CRV-L14A.qld

Last Altered: Friday, July 14, 2017 08:46:00 Pacific Daylight Time

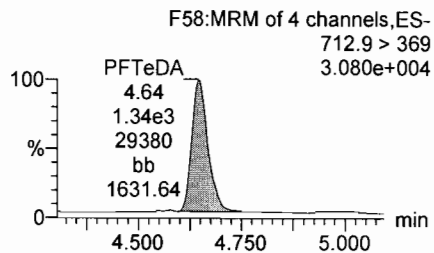
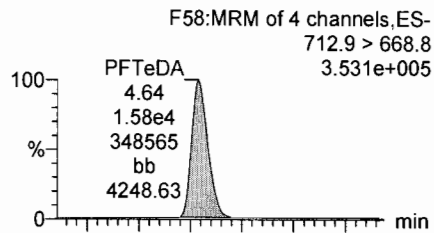
Printed: Friday, July 14, 2017 08:49:41 Pacific Daylight Time

Name: 170710M3_6, Date: 10-Jul-2017, Time: 17:18:21, ID: ST170710M3-5 PFC CS2 17G1007, Description: PFC CS2 17G1007

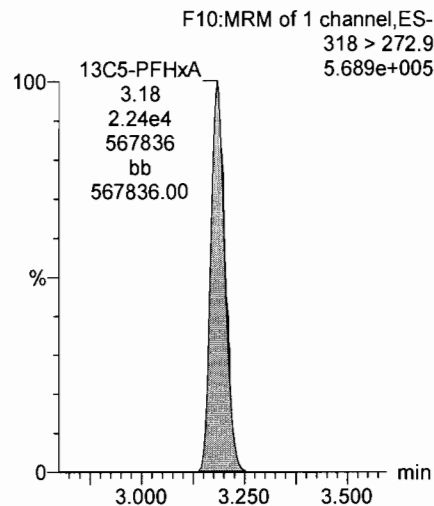
PFTrDA



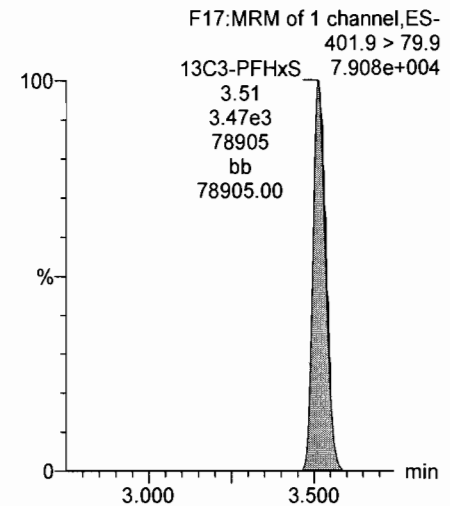
PFTeDA



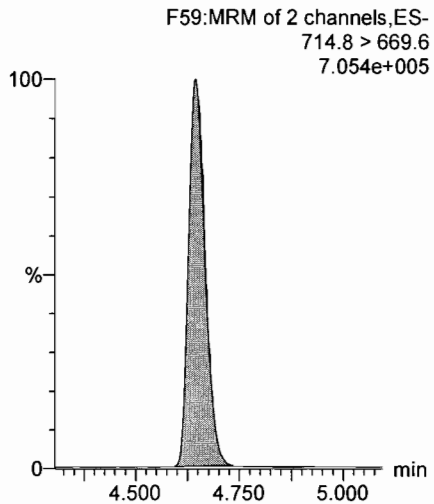
13C5-PFHxA



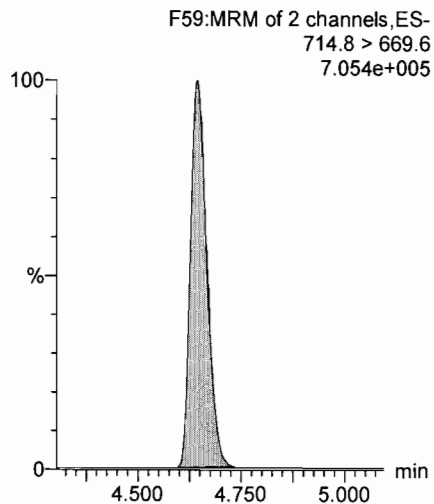
13C3-PFHxS



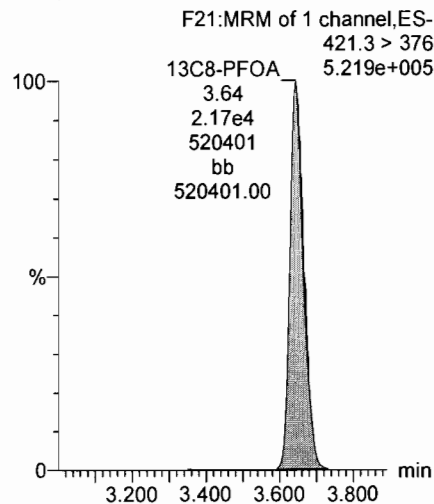
13C2-PFTeDA



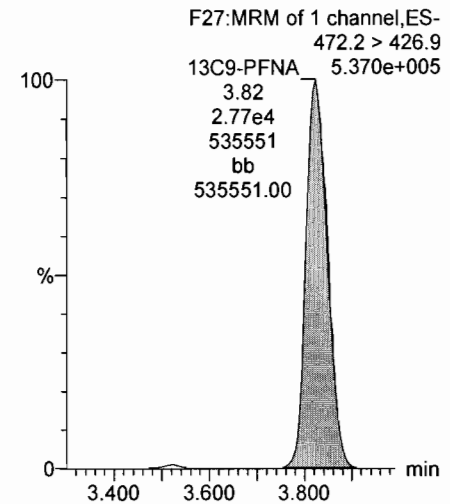
13C2-PFTeDA



13C8-PFOA



13C9-PFNA



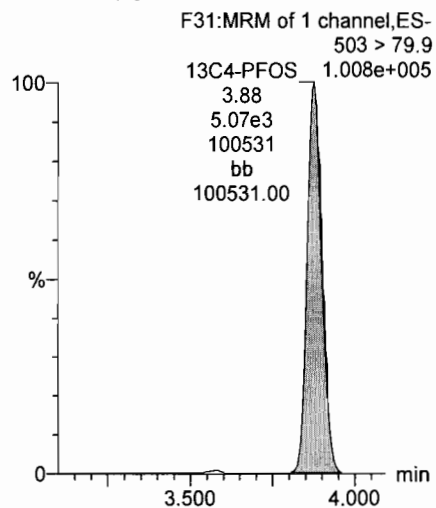
Dataset: U:\Q4.PRO\results\170710M3\170710M3-CRV-L14A.qld

Last Altered: Friday, July 14, 2017 08:46:00 Pacific Daylight Time

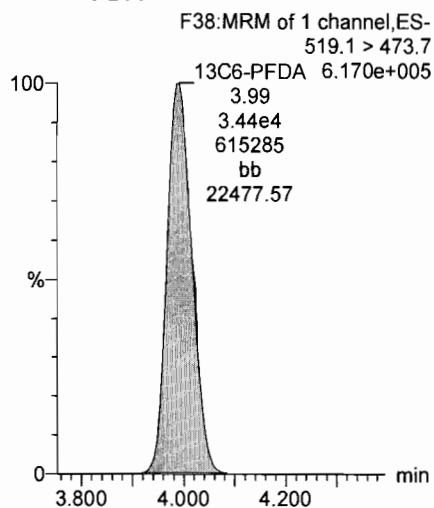
Printed: Friday, July 14, 2017 08:49:41 Pacific Daylight Time

Name: 170710M3_6, Date: 10-Jul-2017, Time: 17:18:21, ID: ST170710M3-5 PFC CS2 17G1007, Description: PFC CS2 17G1007

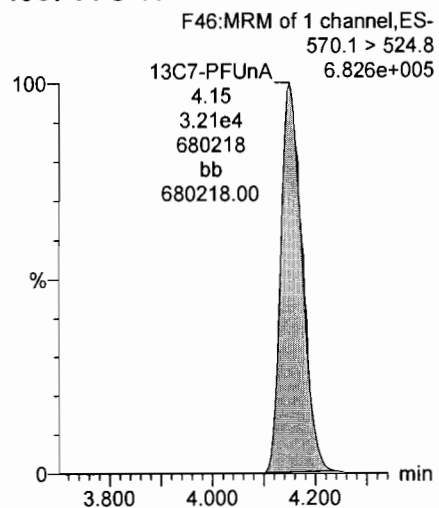
13C4-PFOS



13C6-PFDA



13C7-PFUnA



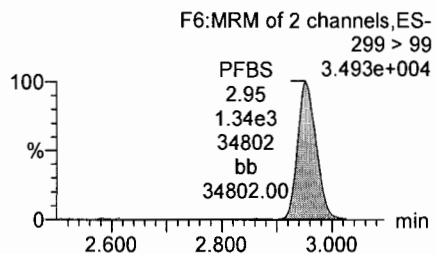
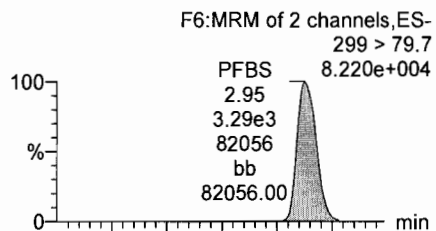
Dataset: U:\Q4.PRO\results\170710M3\170710M3-CRV-L14A.qld

Last Altered: Friday, July 14, 2017 08:46:00 Pacific Daylight Time

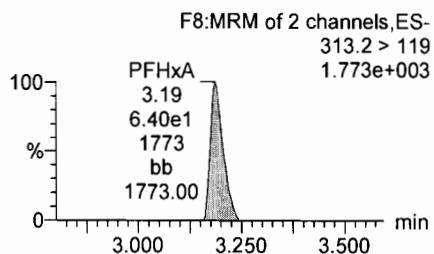
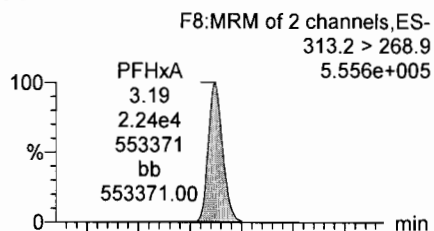
Printed: Friday, July 14, 2017 08:49:41 Pacific Daylight Time

Name: 170710M3_7, Date: 10-Jul-2017, Time: 17:28:59, ID: ST170710M3-6 PFC CS3 17G1008, Description: PFC CS3 17G1008

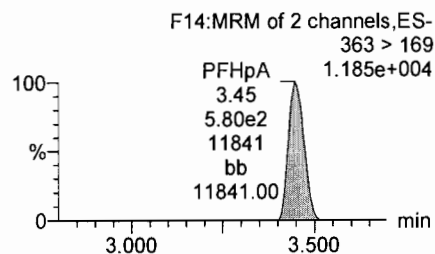
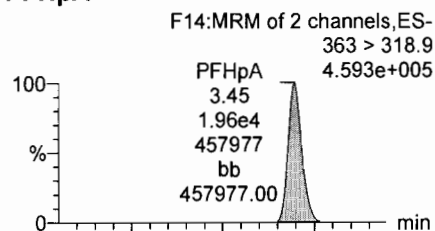
Total PFBS



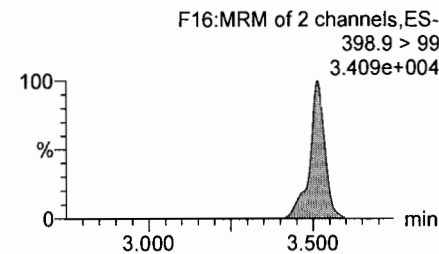
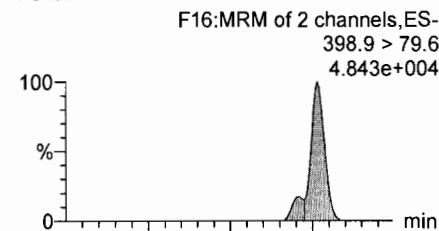
PFHxA



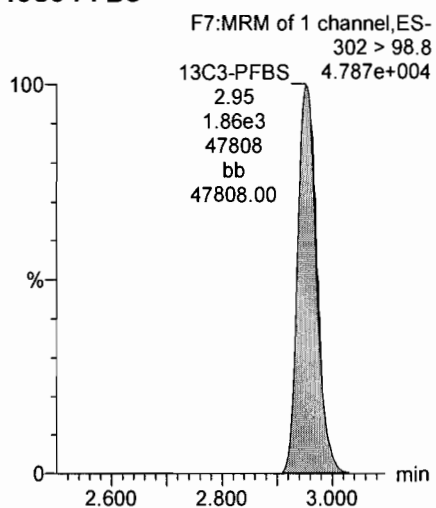
PFHpA



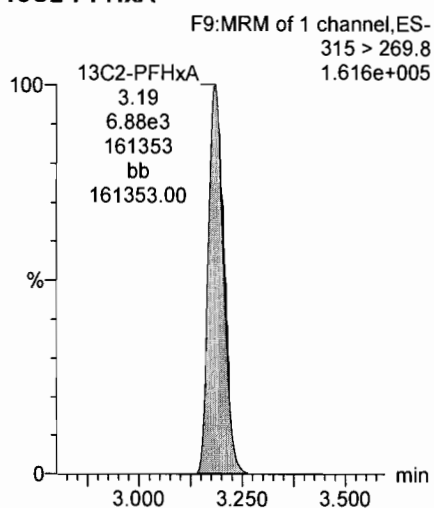
Total PFHxS



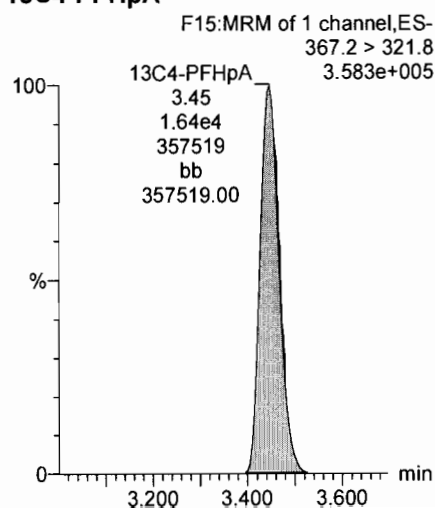
13C3-PFBS



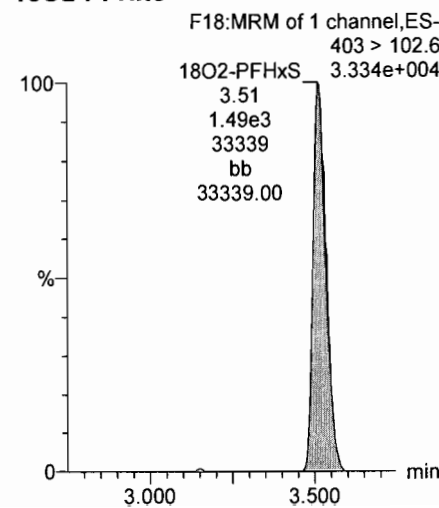
13C2-PFHxA



13C4-PFHpA



18O2-PFHxS



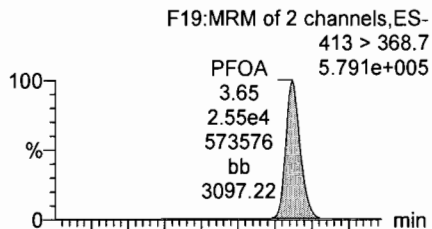
Dataset: U:\Q4.PRO\results\170710M3\170710M3-CRV-L14A.qld

Last Altered: Friday, July 14, 2017 08:46:00 Pacific Daylight Time

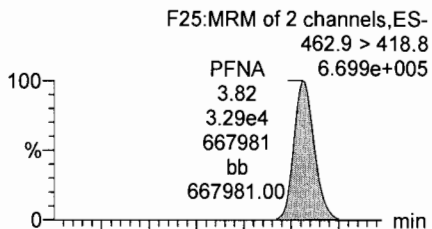
Printed: Friday, July 14, 2017 08:49:41 Pacific Daylight Time

Name: 170710M3_7, Date: 10-Jul-2017, Time: 17:28:59, ID: ST170710M3-6 PFC CS3 17G1008, Description: PFC CS3 17G1008

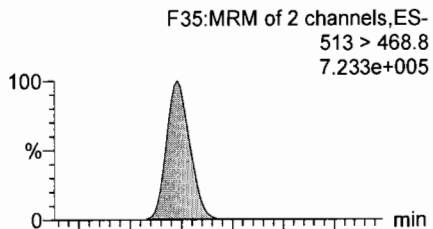
Total PFOA



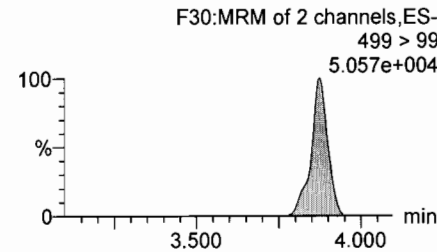
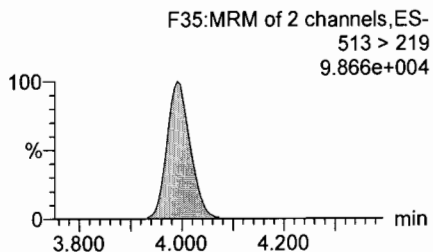
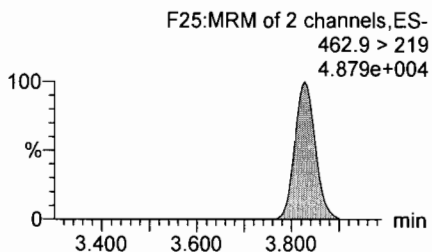
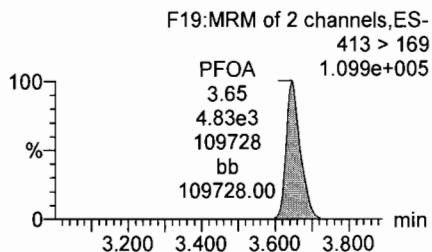
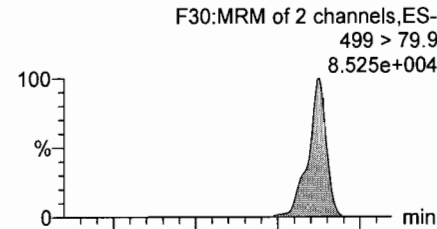
PFNA



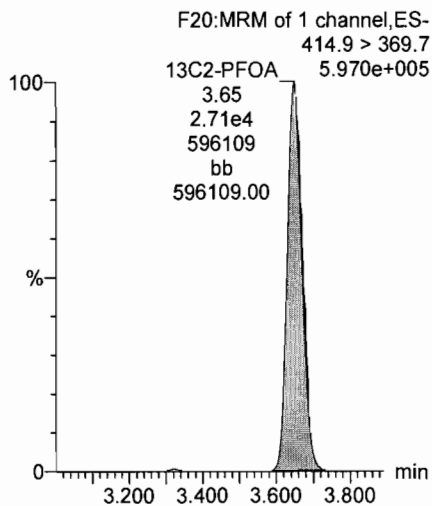
PFDA



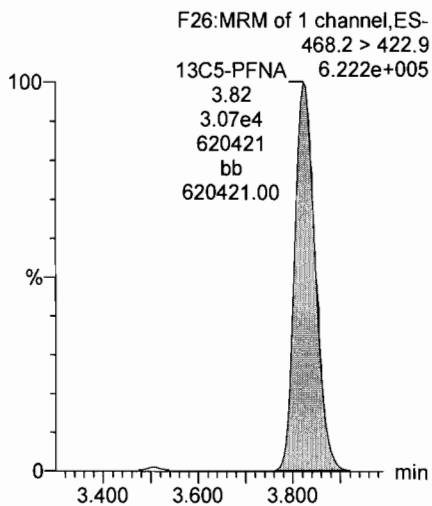
Total PFOS



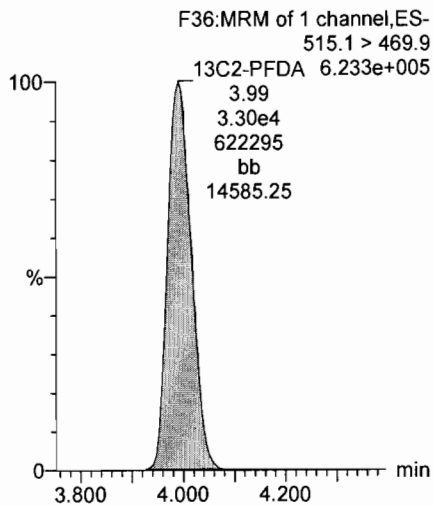
13C2-PFOA



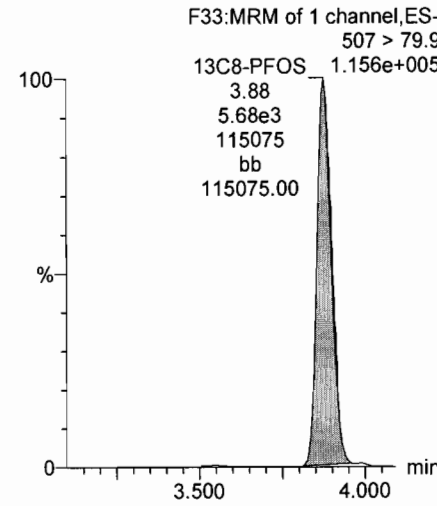
13C5-PFNA



13C2-PFDA



13C8-PFOS



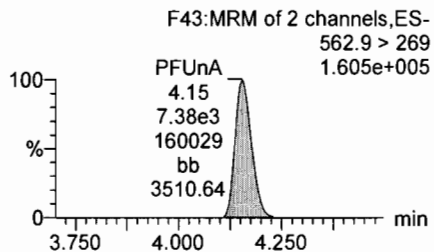
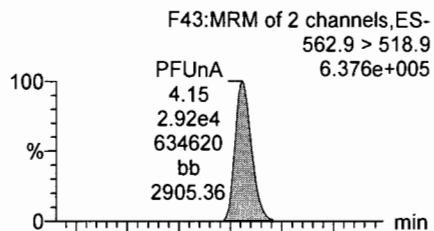
Dataset: U:\Q4.PRO\results\170710M3\170710M3-CRV-L14A.qld

Last Altered: Friday, July 14, 2017 08:46:00 Pacific Daylight Time

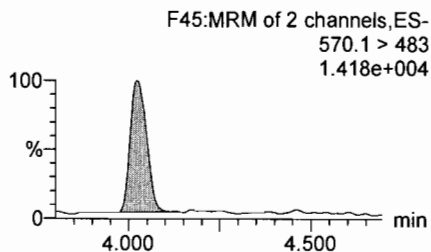
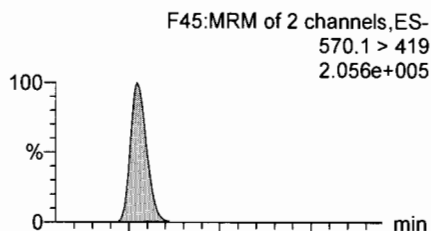
Printed: Friday, July 14, 2017 08:49:41 Pacific Daylight Time

Name: 170710M3_7, Date: 10-Jul-2017, Time: 17:28:59, ID: ST170710M3-6 PFC CS3 17G1008, Description: PFC CS3 17G1008

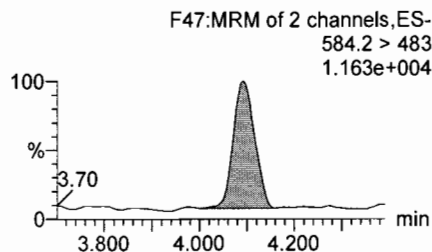
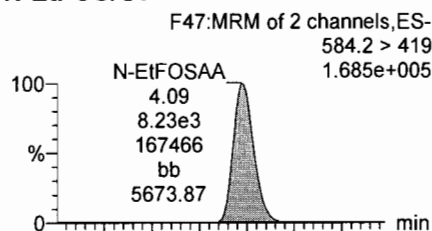
PFUnA



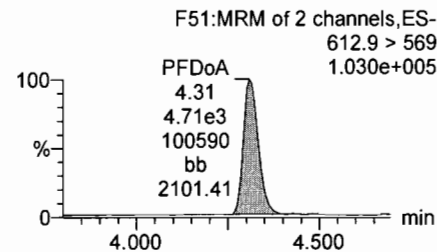
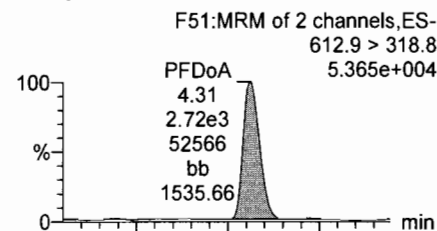
N-MeFOSAA



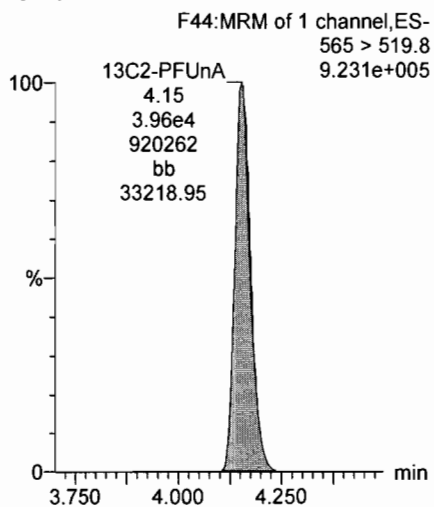
N-EtFOSAA



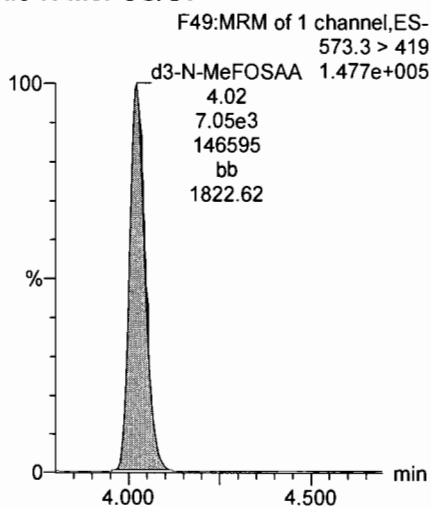
PFDoA



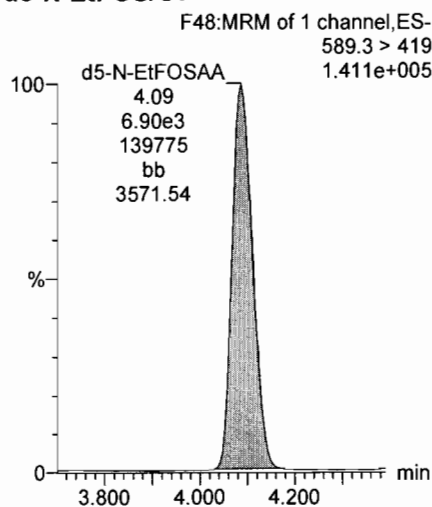
13C2-PFUnA



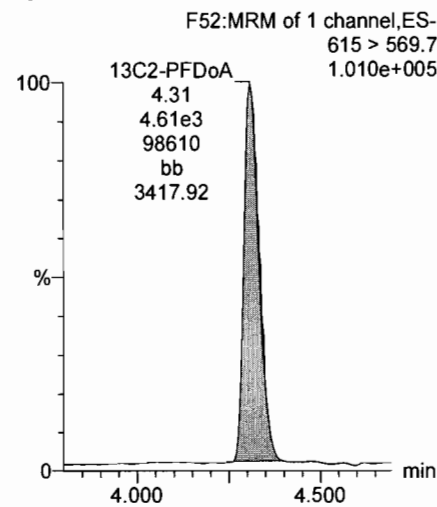
d3-N-MeFOSAA



d5-N-EtFOSAA



13C2-PFDoA

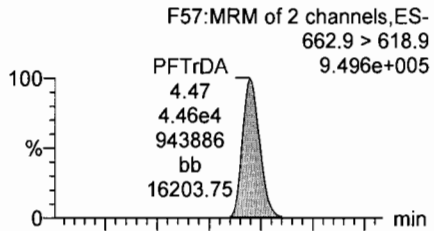


Dataset: U:\Q4.PRO\results\170710M3\170710M3-CRV-L14A.qld

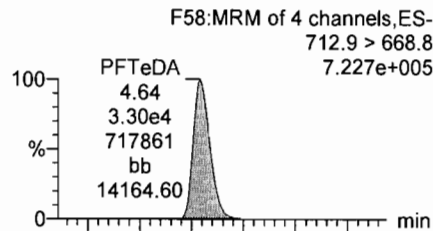
Last Altered: Friday, July 14, 2017 08:46:00 Pacific Daylight Time
Printed: Friday, July 14, 2017 08:49:41 Pacific Daylight Time

Name: 170710M3_7, Date: 10-Jul-2017, Time: 17:28:59, ID: ST170710M3-6 PFC CS3 17G1008, Description: PFC CS3 17G1008

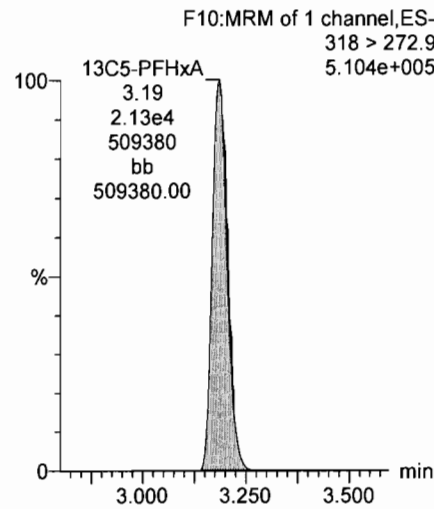
PFTTrDA



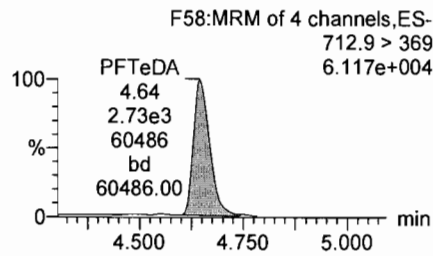
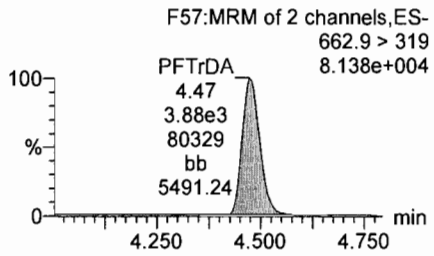
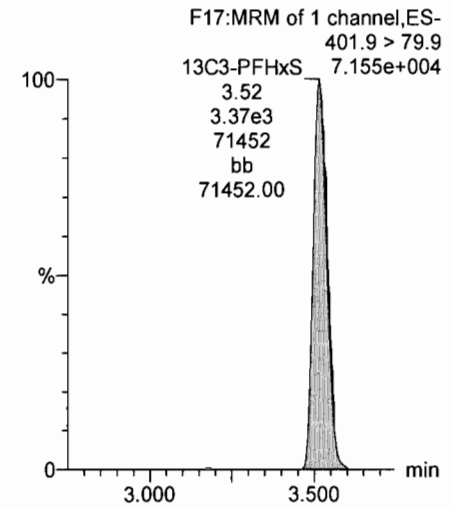
PFTeDA



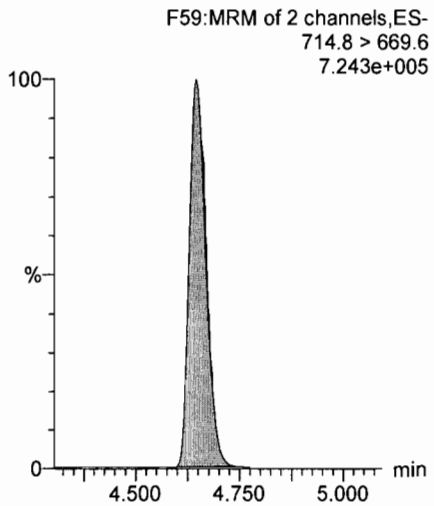
13C5-PFHxA



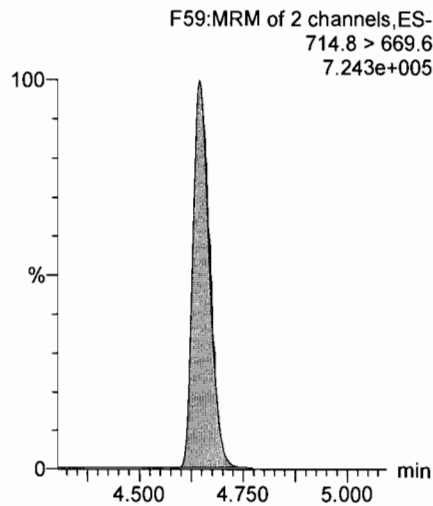
13C3-PFHxS



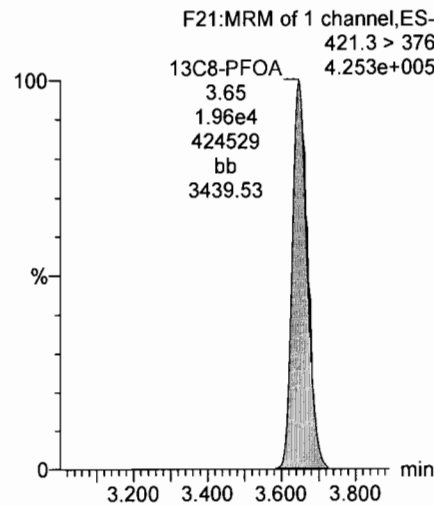
13C2-PFTeDA



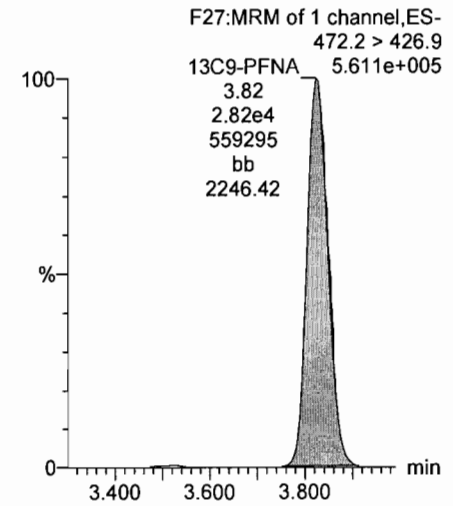
13C2-PFTeDA



13C8-PFOA



13C9-PFNA



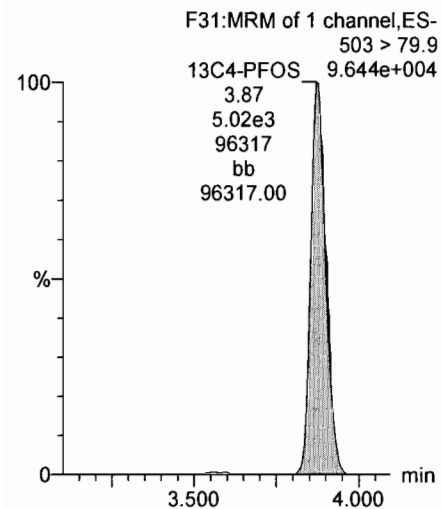
Dataset: U:\Q4.PRO\results\170710M3\170710M3-CRV-L14A.qld

Last Altered: Friday, July 14, 2017 08:46:00 Pacific Daylight Time

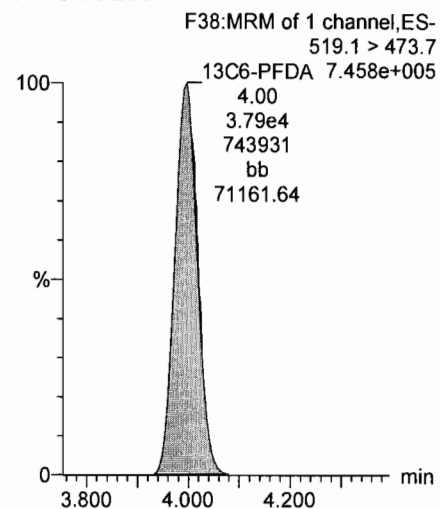
Printed: Friday, July 14, 2017 08:49:41 Pacific Daylight Time

Name: 170710M3_7, Date: 10-Jul-2017, Time: 17:28:59, ID: ST170710M3-6 PFC CS3 17G1008, Description: PFC CS3 17G1008

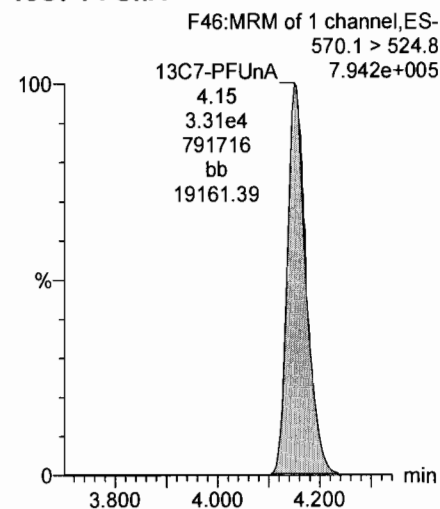
13C4-PFOS



13C6-PFDA



13C7-PFUnA

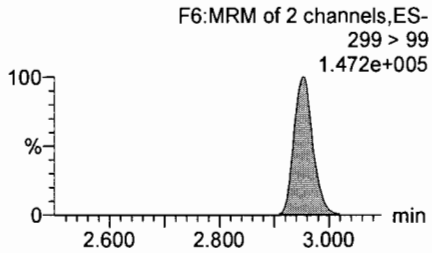
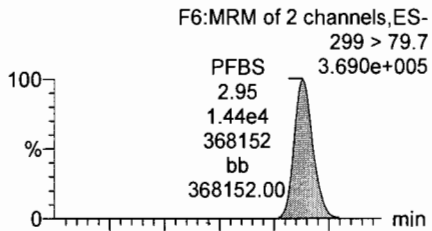


Dataset: U:\Q4.PRO\results\170710M3\170710M3-CRV-L14A.qld

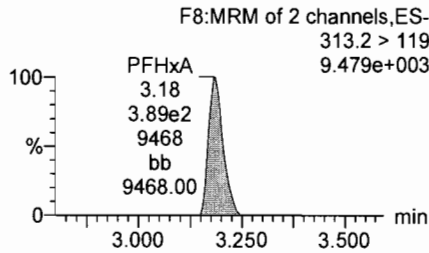
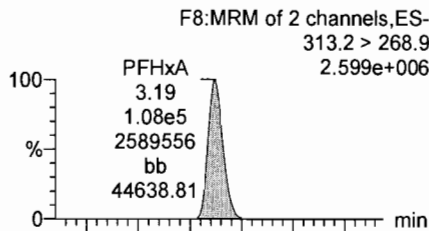
Last Altered: Friday, July 14, 2017 08:46:00 Pacific Daylight Time
Printed: Friday, July 14, 2017 08:49:41 Pacific Daylight Time

Name: 170710M3_8, Date: 10-Jul-2017, Time: 17:39:46, ID: ST170710M3-7 PFC CS4 17G1009, Description: PFC CS4 17G1009

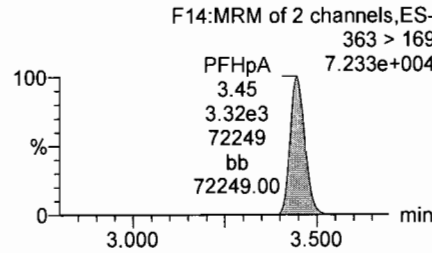
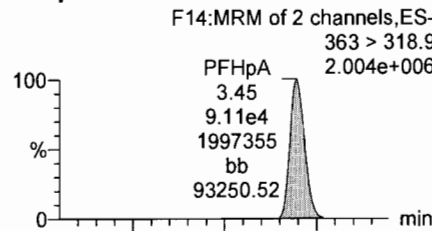
Total PFBS



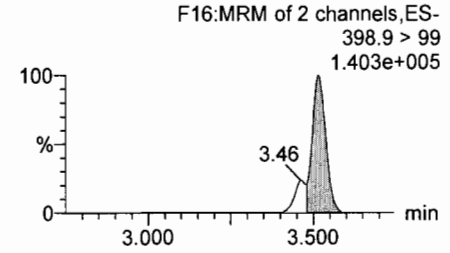
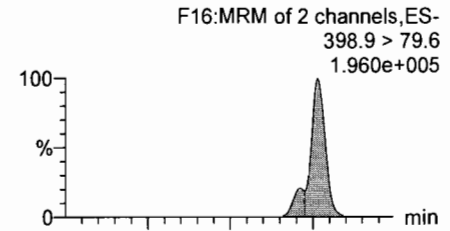
PFHxA



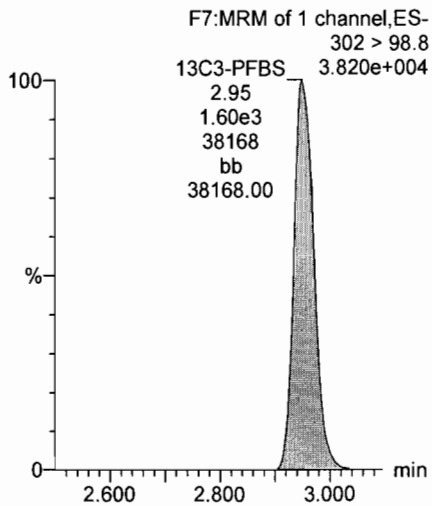
PFHpA



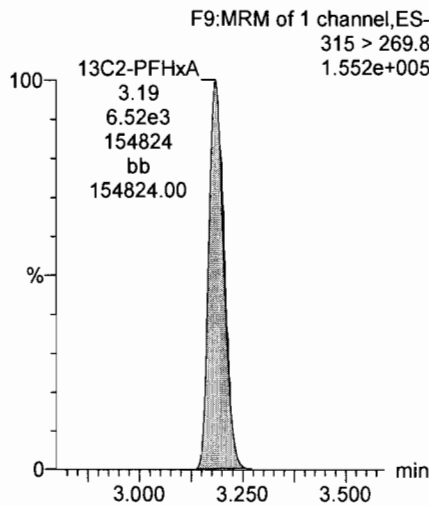
Total PFHxS



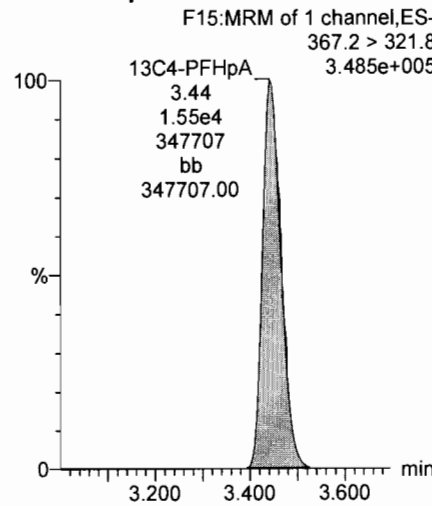
13C3-PFBS



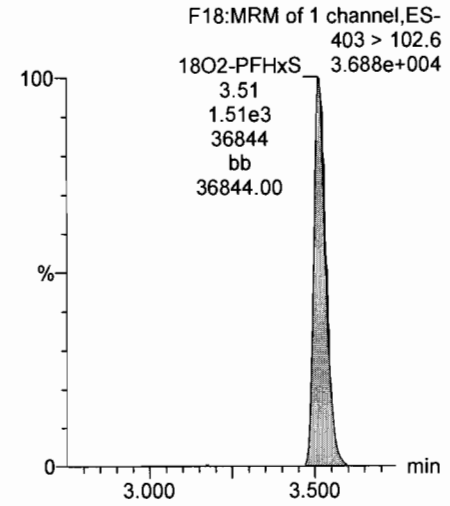
13C2-PFHxA



13C4-PFHpA



18O2-PFHxS



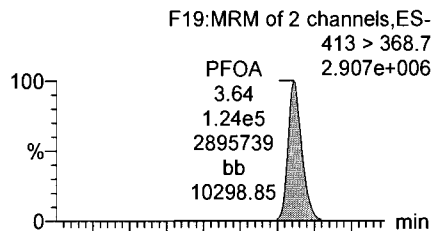
Dataset: U:\Q4.PRO\results\170710M3\170710M3-CRV-L14A.qld

Last Altered: Friday, July 14, 2017 08:46:00 Pacific Daylight Time

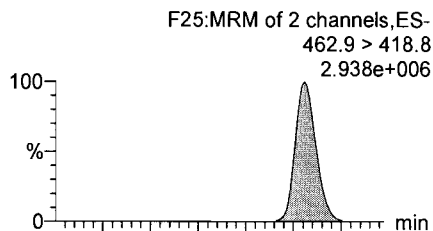
Printed: Friday, July 14, 2017 08:49:41 Pacific Daylight Time

Name: 170710M3_8, Date: 10-Jul-2017, Time: 17:39:46, ID: ST170710M3-7 PFC CS4 17G1009, Description: PFC CS4 17G1009

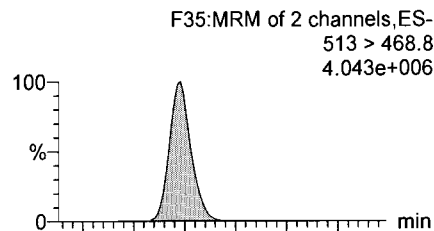
Total PFOA



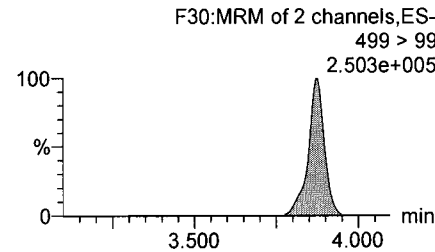
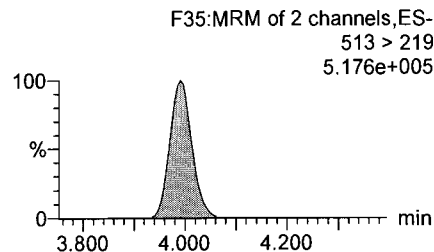
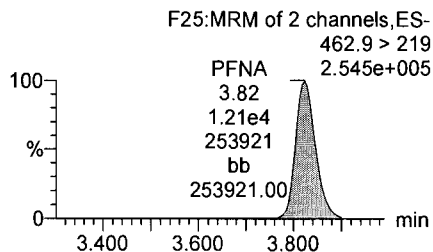
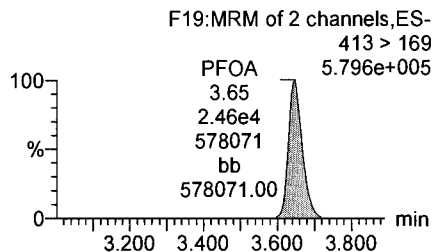
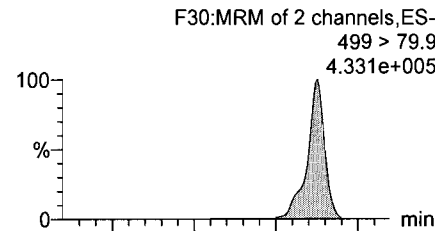
PFNA



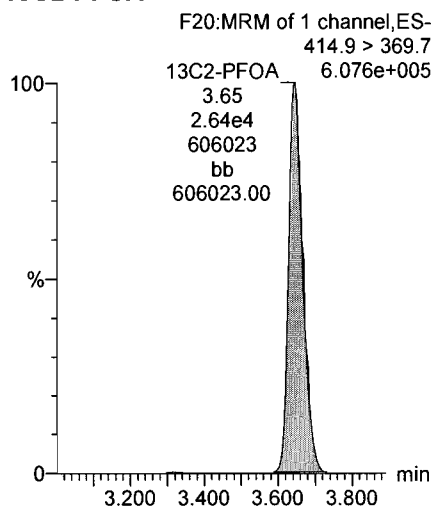
PFDA



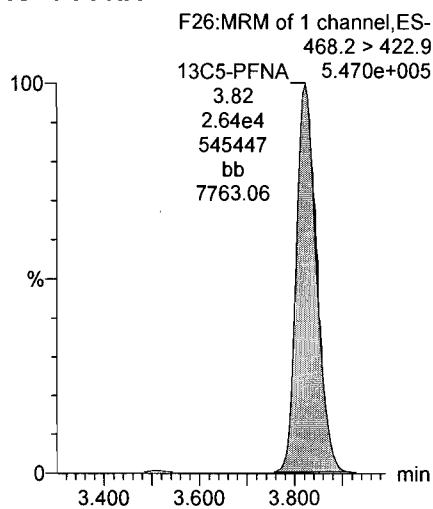
Total PFOS



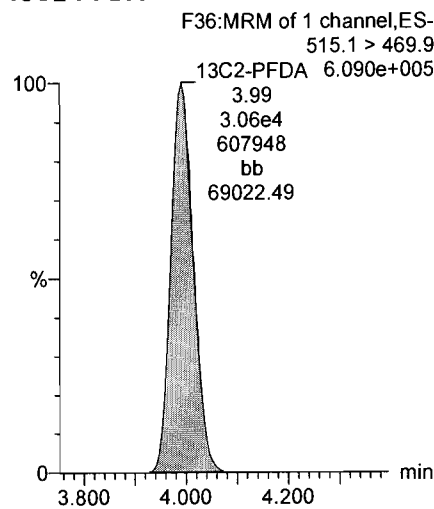
13C2-PFOA



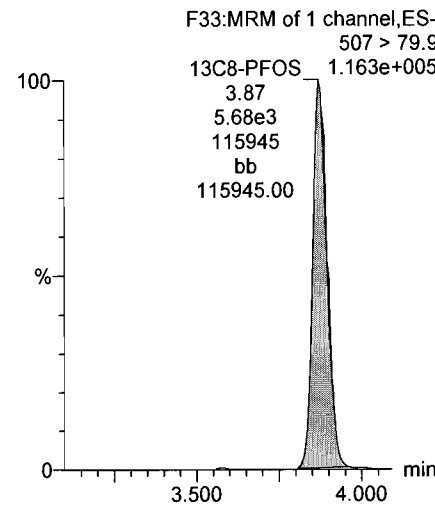
13C5-PFNA



13C2-PFDA



13C8-PFOS



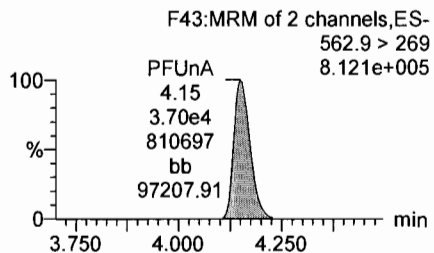
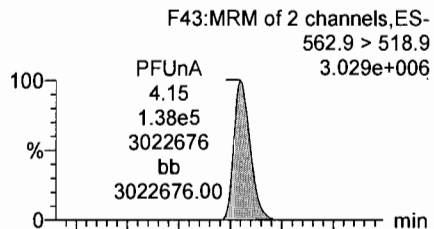
Dataset: U:\Q4.PRO\results\170710M3\170710M3-CRV-L14A.qld

Last Altered: Friday, July 14, 2017 08:46:00 Pacific Daylight Time

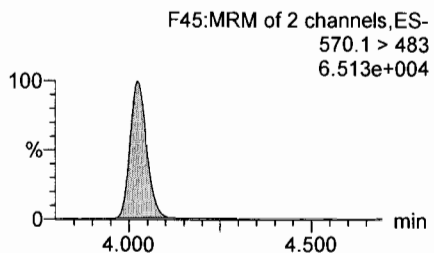
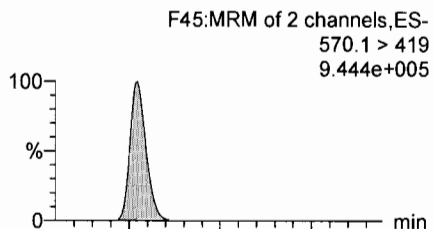
Printed: Friday, July 14, 2017 08:49:41 Pacific Daylight Time

Name: 170710M3_8, Date: 10-Jul-2017, Time: 17:39:46, ID: ST170710M3-7 PFC CS4 17G1009, Description: PFC CS4 17G1009

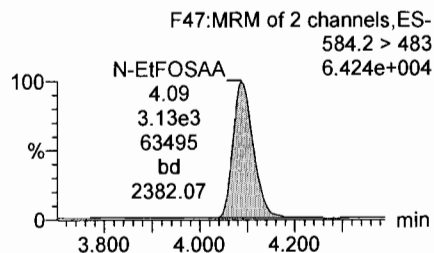
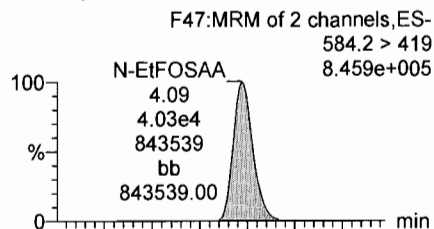
PFUnA



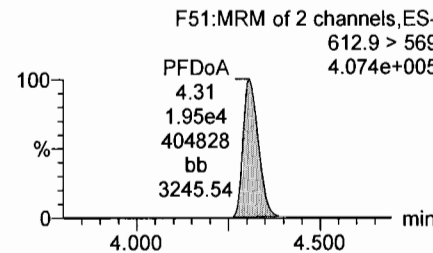
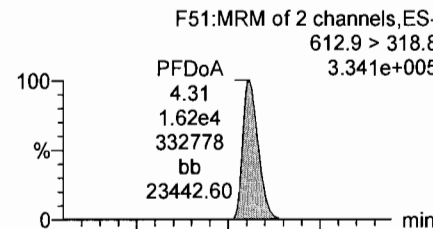
N-MeFOSAA



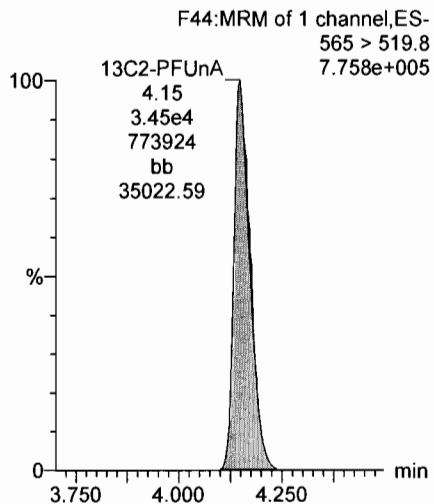
N-EtFOSAA



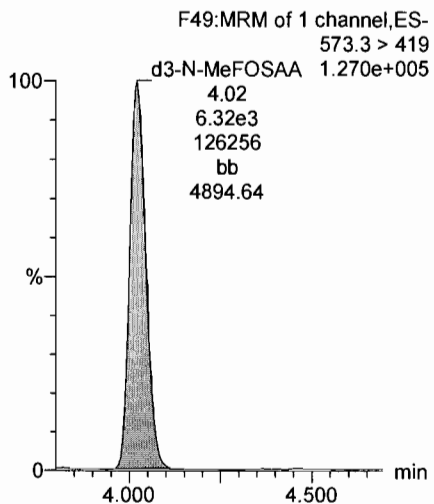
PFDoA



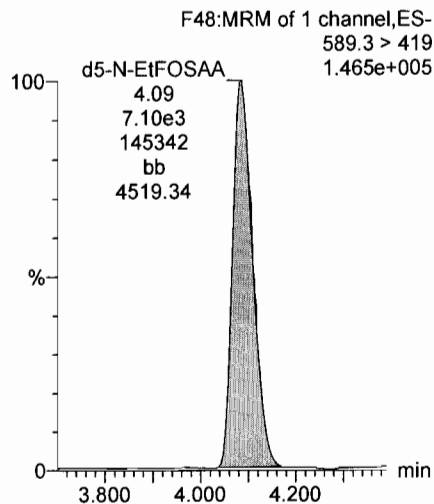
13C2-PFUnA



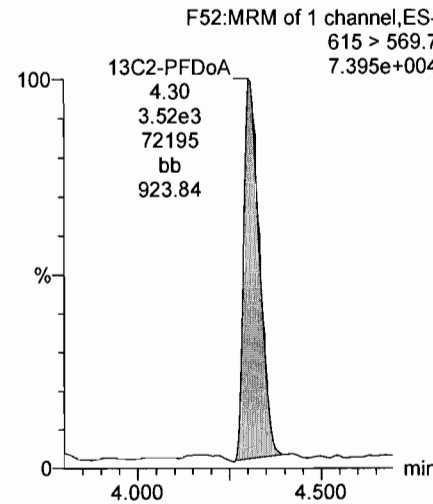
d3-N-MeFOSAA



d5-N-EtFOSAA



13C2-PFDoA



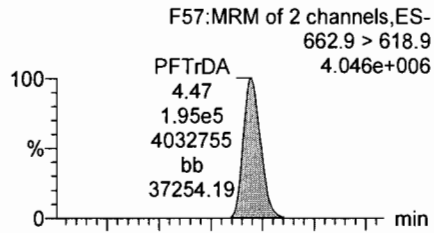
Dataset: U:\Q4.PRO\results\170710M3\170710M3-CRV-L14A.qld

Last Altered: Friday, July 14, 2017 08:46:00 Pacific Daylight Time

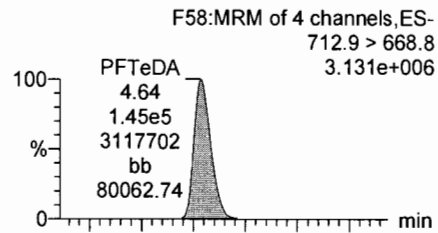
Printed: Friday, July 14, 2017 08:49:41 Pacific Daylight Time

Name: 170710M3_8, Date: 10-Jul-2017, Time: 17:39:46, ID: ST170710M3-7 PFC CS4 17G1009, Description: PFC CS4 17G1009

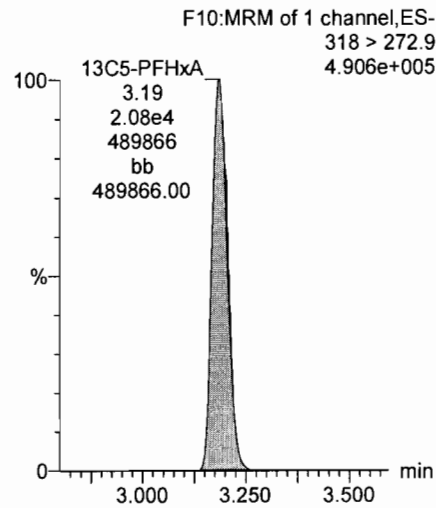
PFTrDA



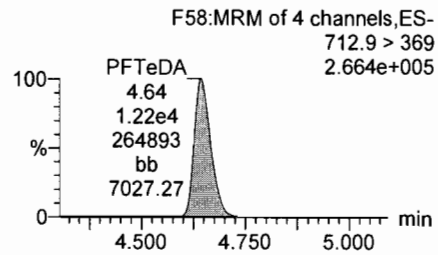
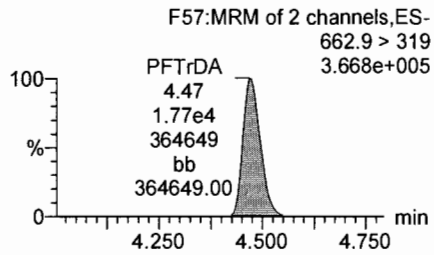
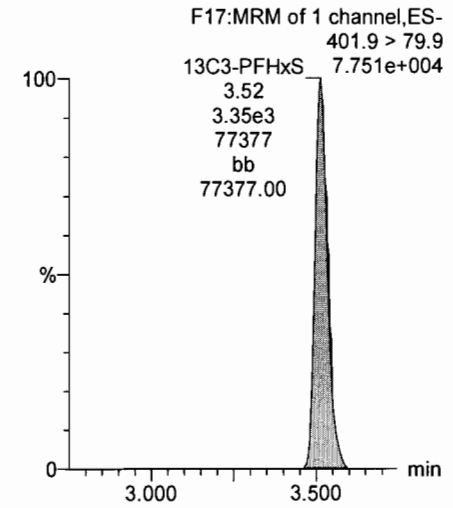
PFTeDA



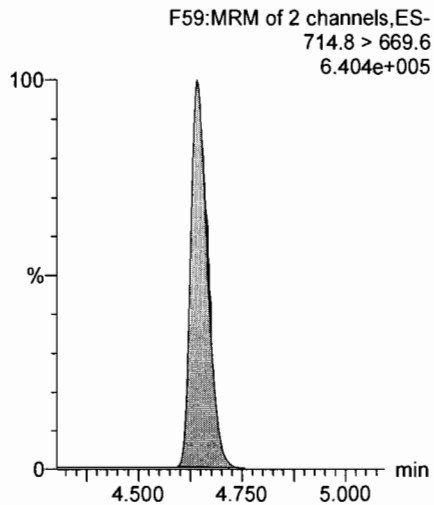
13C5-PFHxA



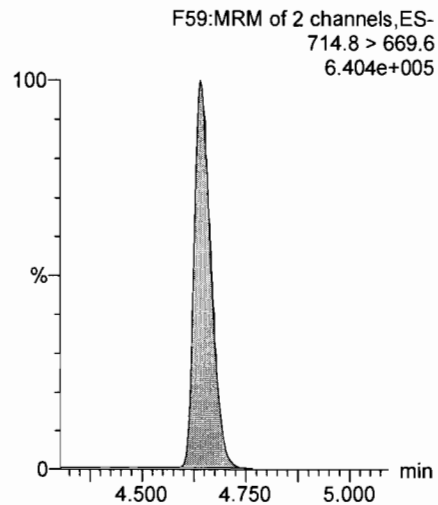
13C3-PFHxS



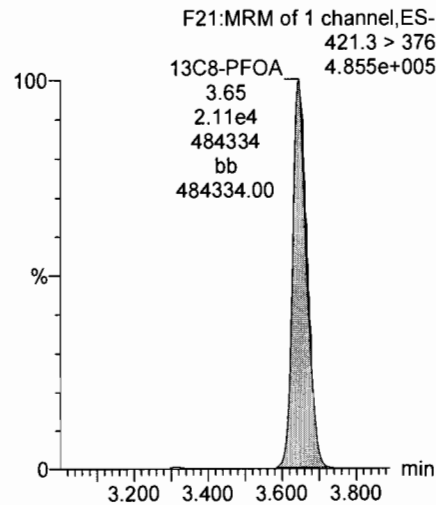
13C2-PFTeDA



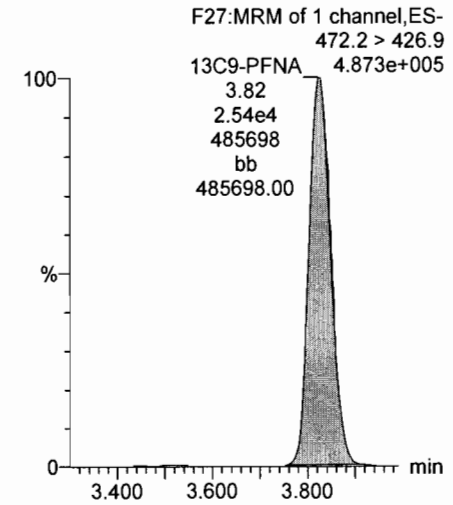
13C2-PFTeDA



13C8-PFOA



13C9-PFNA



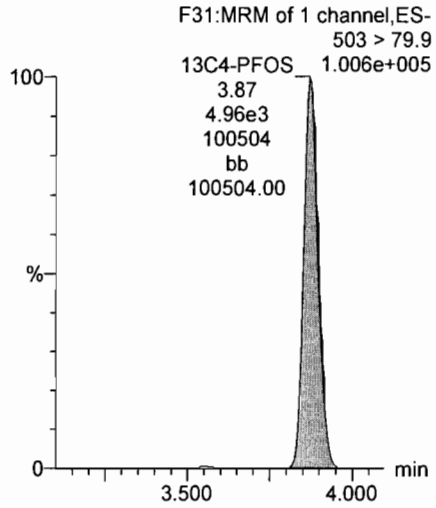
Dataset: U:\Q4.PRO\results\170710M3\170710M3-CRV-L14A.qld

Last Altered: Friday, July 14, 2017 08:46:00 Pacific Daylight Time

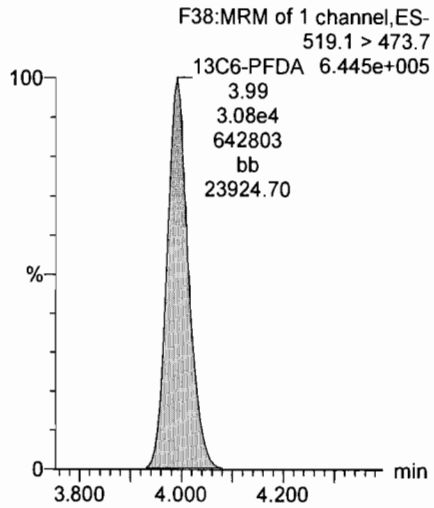
Printed: Friday, July 14, 2017 08:49:41 Pacific Daylight Time

Name: 170710M3_8, Date: 10-Jul-2017, Time: 17:39:46, ID: ST170710M3-7 PFC CS4 17G1009, Description: PFC CS4 17G1009

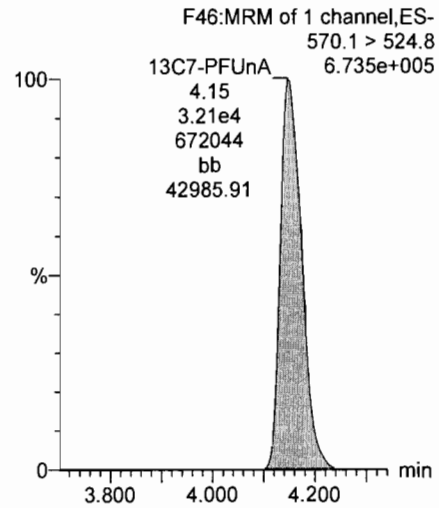
13C4-PFOS



13C6-PFDA



13C7-PFUnA



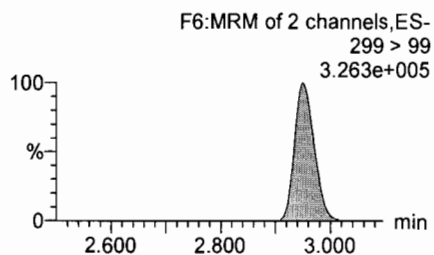
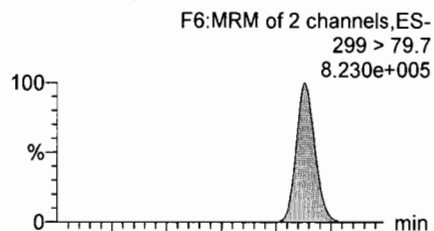
Dataset: U:\Q4.PRO\results\170710M3\170710M3-CRV-L14A.qld

Last Altered: Friday, July 14, 2017 08:46:00 Pacific Daylight Time

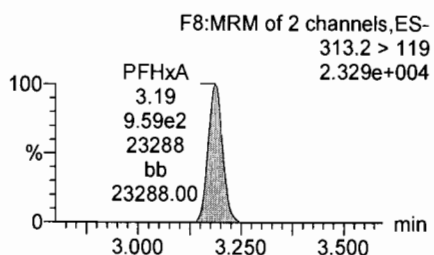
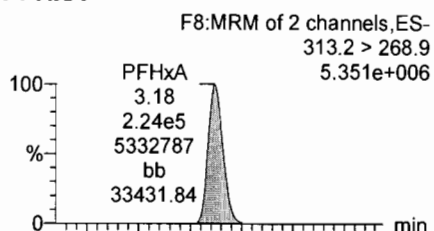
Printed: Friday, July 14, 2017 08:49:41 Pacific Daylight Time

Name: 170710M3_9, Date: 10-Jul-2017, Time: 17:50:33, ID: ST170710M3-8 PFC CS5 17G1010, Description: PFC CS5 17G1010

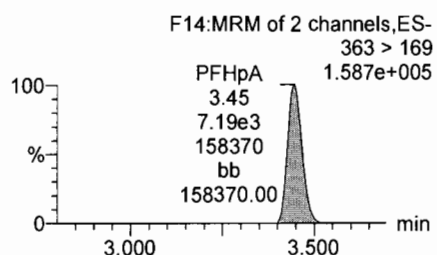
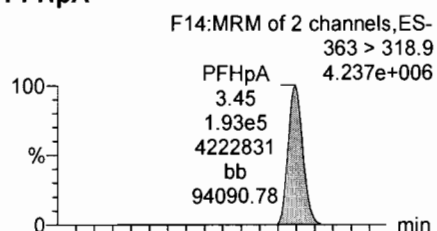
Total PFBS



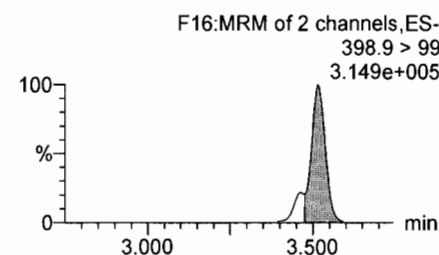
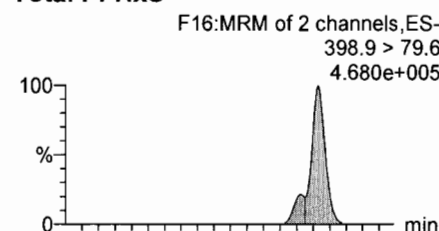
PFHxA



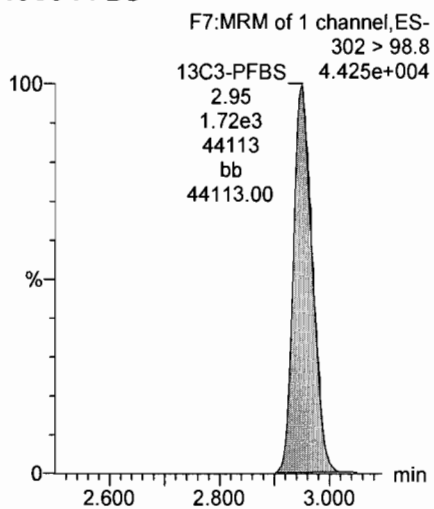
PFHpA



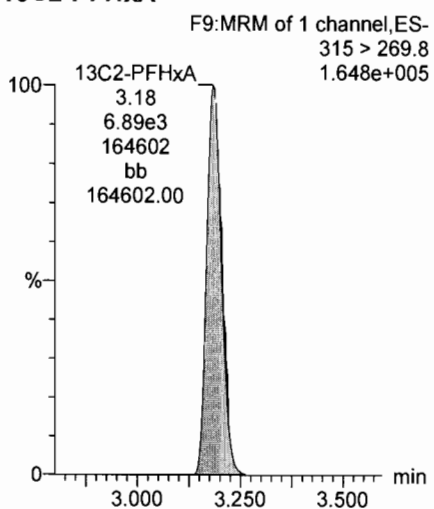
Total PFHxS



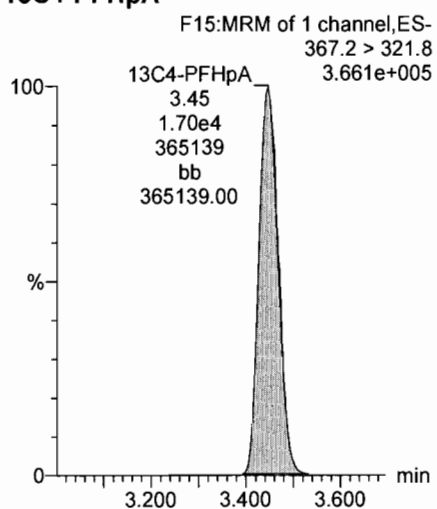
13C3-PFBS



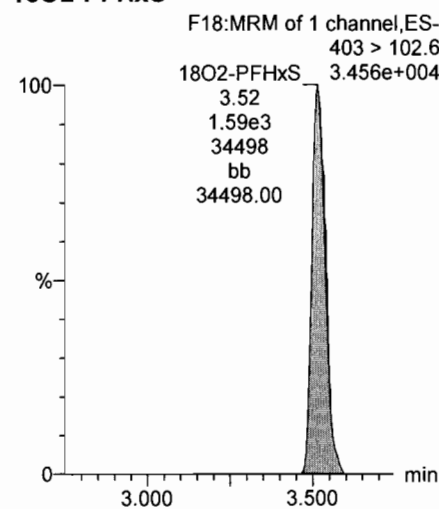
13C2-PFHxA



13C4-PFHpA



18O2-PFHxS



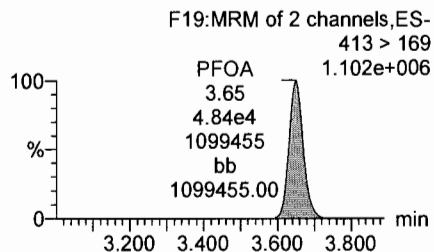
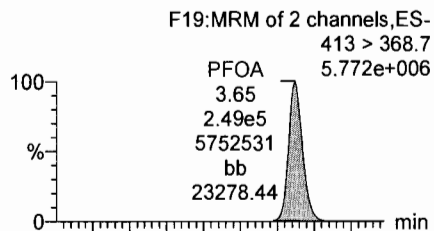
Dataset: U:\Q4.PRO\results\170710M3\170710M3-CRV-L14A.qld

Last Altered: Friday, July 14, 2017 08:46:00 Pacific Daylight Time

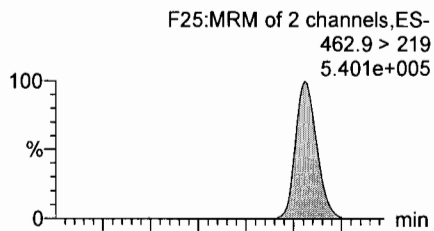
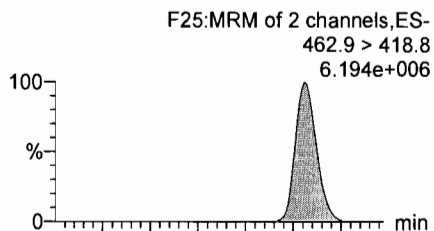
Printed: Friday, July 14, 2017 08:49:41 Pacific Daylight Time

Name: 170710M3_9, Date: 10-Jul-2017, Time: 17:50:33, ID: ST170710M3-8 PFC CS5 17G1010, Description: PFC CS5 17G1010

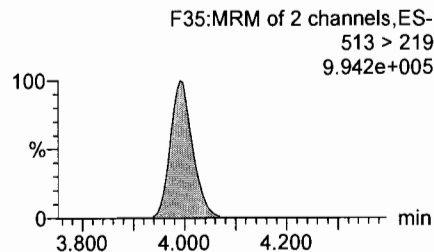
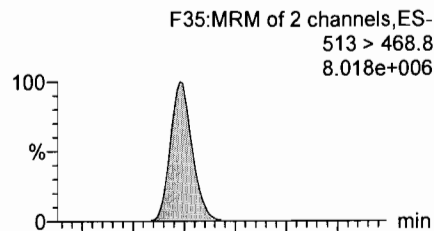
Total PFOA



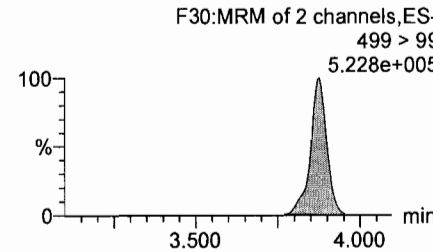
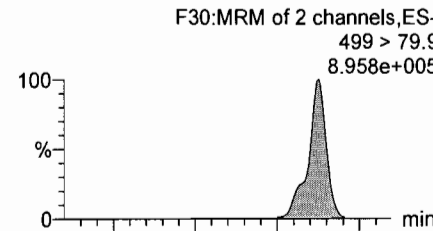
PFNA



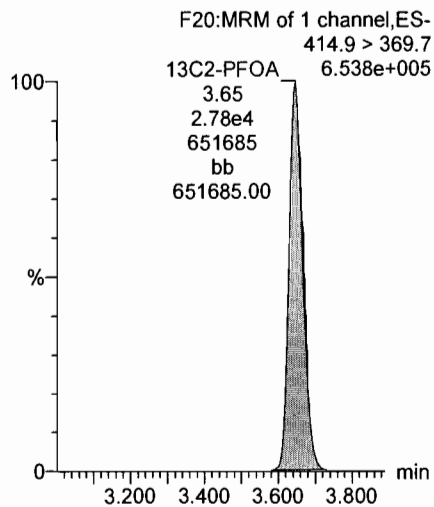
PFDA



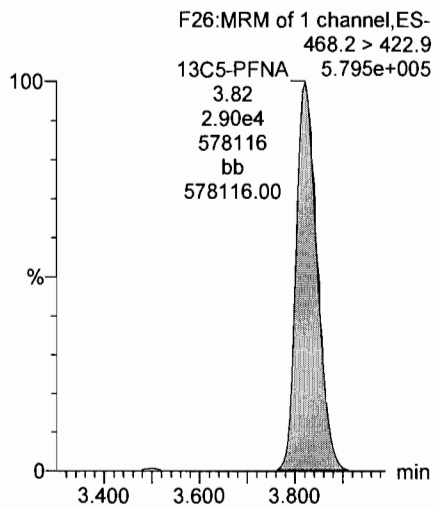
Total PFOS



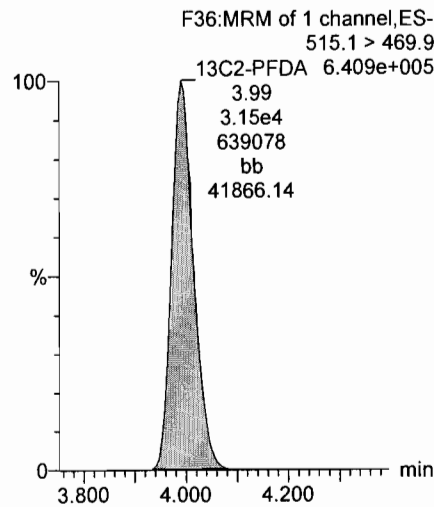
13C2-PFOA



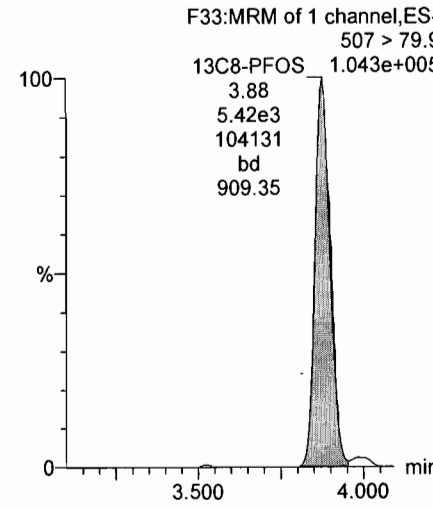
13C5-PFNA



13C2-PFDA



13C8-PFOS



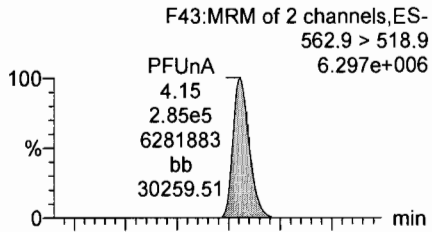
Dataset: U:\Q4.PRO\results\170710M3\170710M3-CRV-L14A.qld

Last Altered: Friday, July 14, 2017 08:46:00 Pacific Daylight Time

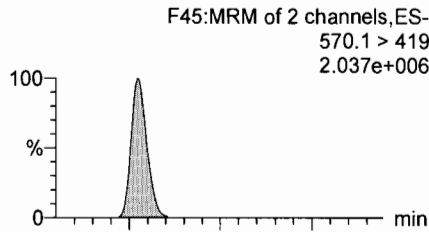
Printed: Friday, July 14, 2017 08:49:41 Pacific Daylight Time

Name: 170710M3_9, Date: 10-Jul-2017, Time: 17:50:33, ID: ST170710M3-8 PFC CS5 17G1010, Description: PFC CS5 17G1010

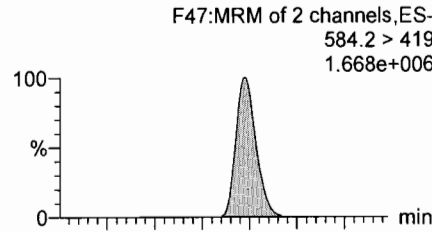
PFUnA



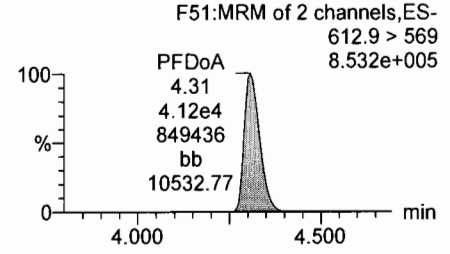
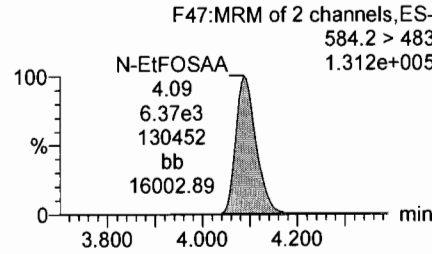
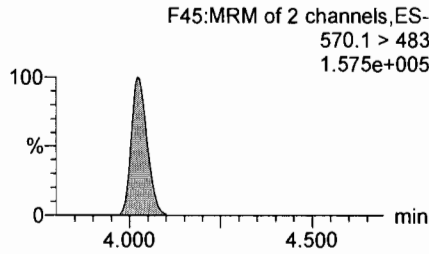
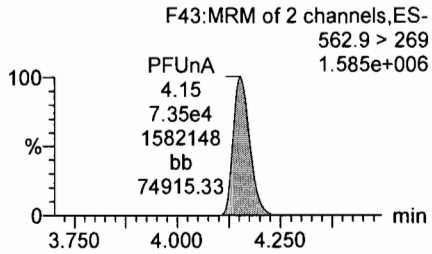
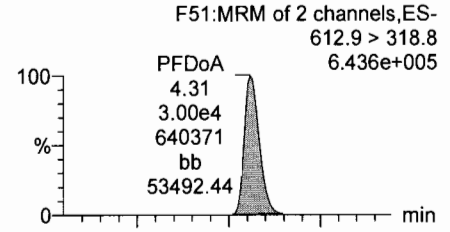
N-MeFOSAA



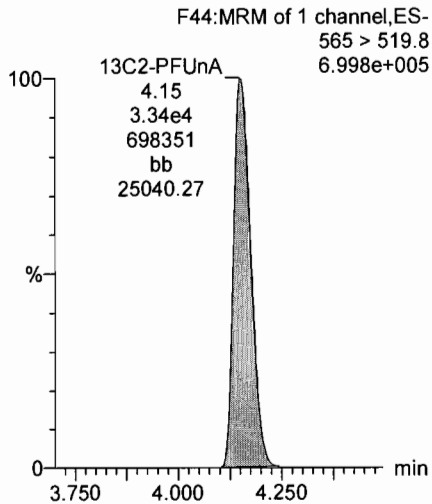
N-EtFOSAA



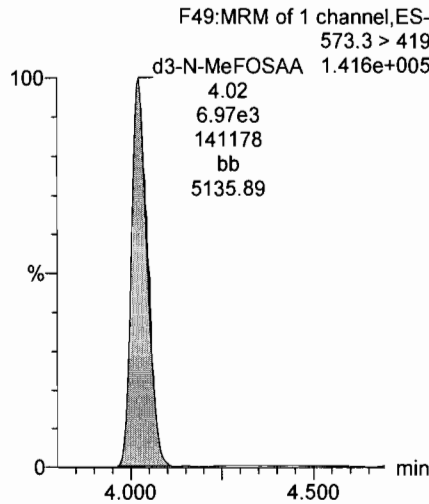
PFDoA



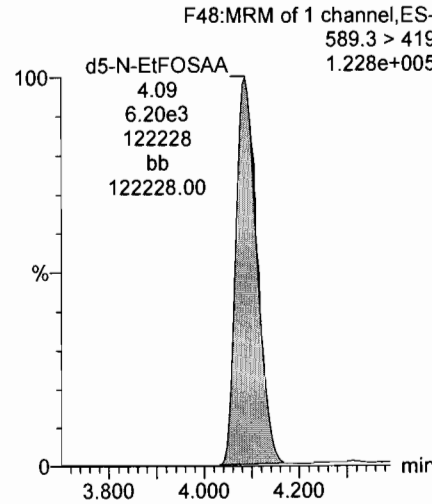
13C2-PFUnA



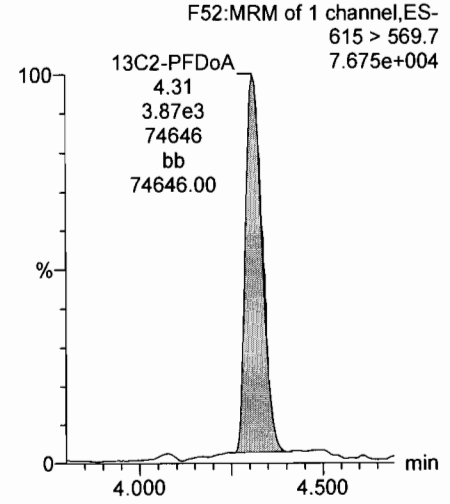
d3-N-MeFOSAA



d5-N-EtFOSAA



13C2-PFDoA



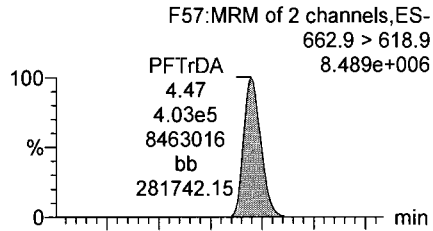
Dataset: U:\Q4.PRO\results\170710M3\170710M3-CRV-L14A.qld

Last Altered: Friday, July 14, 2017 08:46:00 Pacific Daylight Time

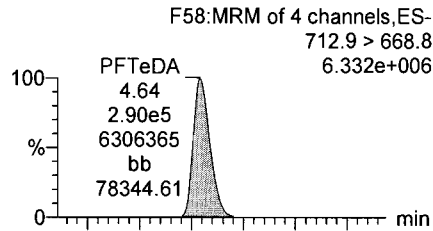
Printed: Friday, July 14, 2017 08:49:41 Pacific Daylight Time

Name: 170710M3_9, Date: 10-Jul-2017, Time: 17:50:33, ID: ST170710M3-8 PFC CS5 17G1010, Description: PFC CS5 17G1010

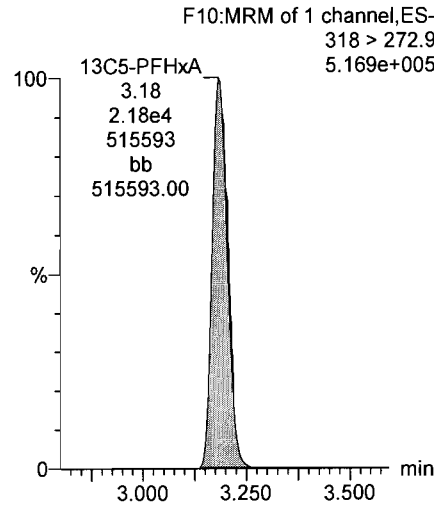
PFTTrDA



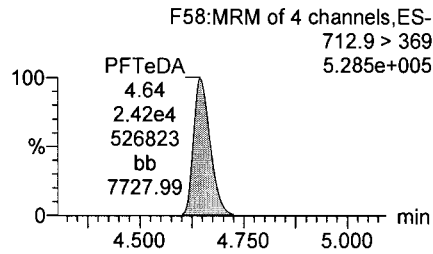
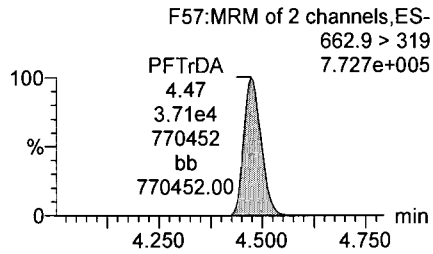
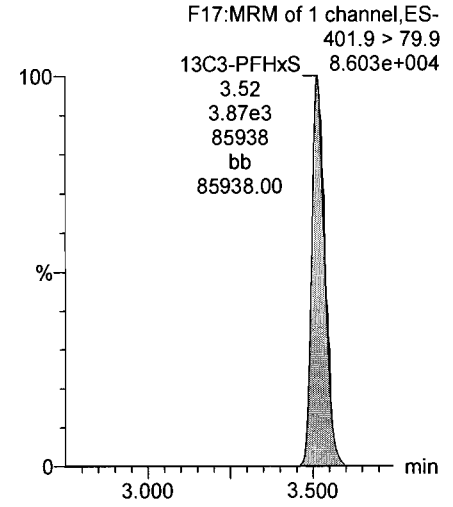
PFTeDA



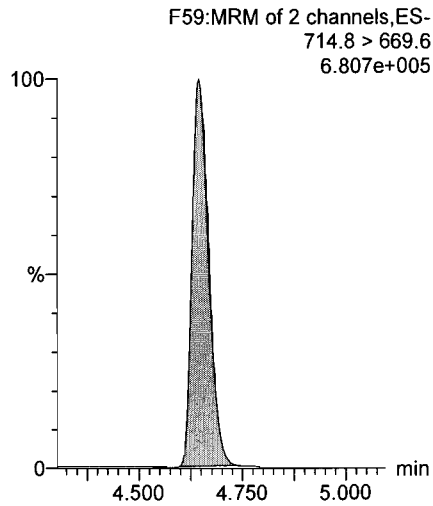
13C5-PFHxA



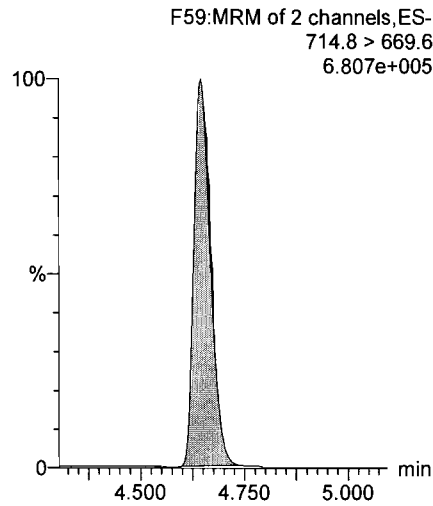
13C3-PFHxS



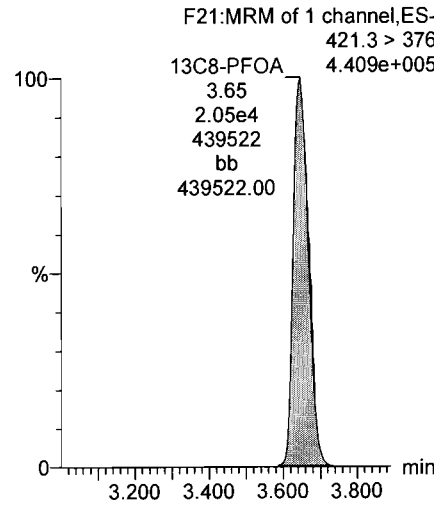
13C2-PFTeDA



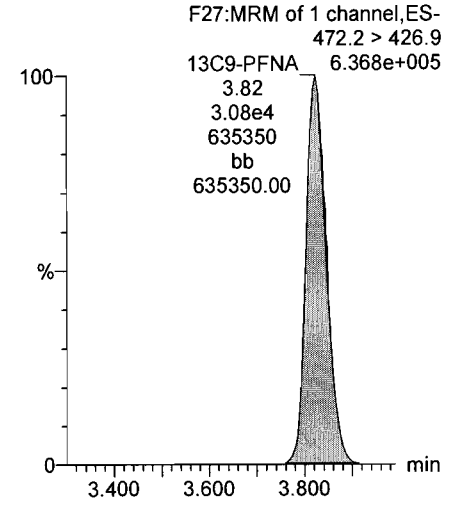
13C2-PFTeDA



13C8-PFOA



13C9-PFNA



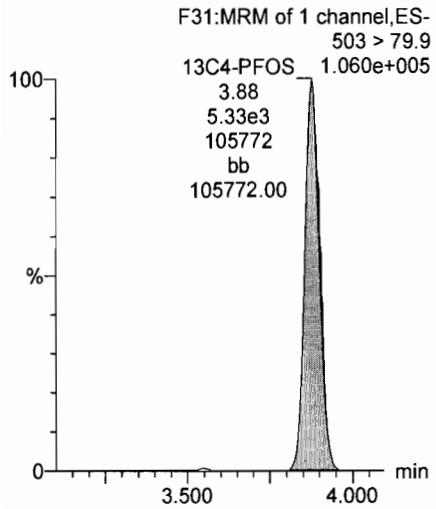
Dataset: U:\Q4.PRO\results\170710M3\170710M3-CRV-L14A.qld

Last Altered: Friday, July 14, 2017 08:46:00 Pacific Daylight Time

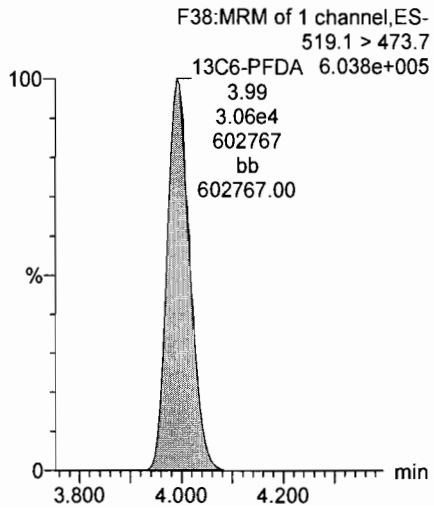
Printed: Friday, July 14, 2017 08:49:41 Pacific Daylight Time

Name: 170710M3_9, Date: 10-Jul-2017, Time: 17:50:33, ID: ST170710M3-8 PFC CS5 17G1010, Description: PFC CS5 17G1010

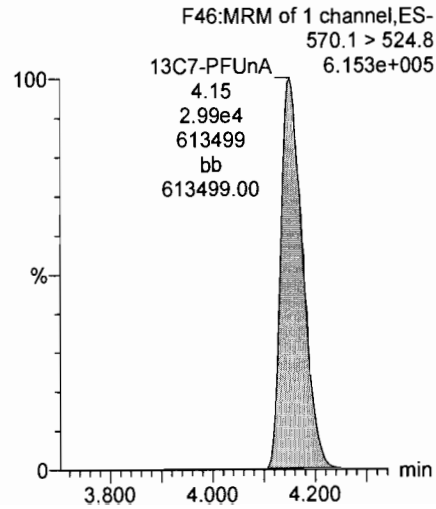
13C4-PFOS



13C6-PFDA



13C7-PFUnA



Dataset: U:\Q4.PRO\results\170710M3\170710M3-11-L14A.qld

Last Altered: Friday, July 14, 2017 09:05:59 Pacific Daylight Time
Printed: Friday, July 14, 2017 09:06:30 Pacific Daylight Time

Method: U:\Q4.PRO\MethDB\PFAS_L14-7-13-17.mdb 14 Jul 2017 08:41:09
Calibration: U:\Q4.PRO\CurveDB\C18_VAL-PFAS_Q4_7-10-17-L14A.cdb 14 Jul 2017 08:57:46

AC
7/14/17

Name: 170710M3_11, Date: 10-Jul-2017, Time: 18:11:57, ID: SS170710M3-1 PFC SSS 17G1011, Description: PFC SSS 17G1011

#	Name	Trace	Area	IS Area	Wt./Vol.	RRF	Pred.RT	RT	y Axis Resp.	Conc.	%Rec
1	1 PFBS	299 > 79.7	2.41e3	1.61e3	1.000		2.92	2.95	18.7	8.27	82.7
2	2 PFHxA	313.2 > 268.9	1.88e4	6.57e3	1.000		3.16	3.19	14.3	8.71	87.1
3	3 PFHpA	363 > 318.9	1.55e4	1.56e4	1.000		3.43	3.45	12.4	8.62	86.2
4	4 PFHxS	398.9 > 79.6	1.79e3	1.43e3	1.000		3.55	3.51	15.6	8.51	85.1
5	5 PFOA	413 > 368.7	2.07e4	2.44e4	1.000		3.63	3.65	10.6	9.21	92.1
6	6 PFNA	462.9 > 418.8	2.58e4	2.82e4	1.000		3.82	3.82	11.5	8.36	83.6
7	7 PFOS	499 > 79.9	4.20e3	4.85e3	1.000		3.86	3.88	10.8	9.62	96.2
8	8 PFDA	513 > 468.8	3.07e4	2.87e4	1.000		4.00	3.99	13.4	8.90	89.0
9	9 PFUnA	562.9 > 518.9	2.51e4	3.22e4	1.000		4.16	4.15	9.72	9.23	92.3
10	10 N-MeFOSAA	570.1 > 419	8.56e3	6.40e3	1.000		4.00	4.02	16.7	8.96	89.6
11	11 N-EtFOSAA	584.2 > 419	6.67e3	6.80e3	1.000		4.08	4.09	12.3	9.02	90.2
12	12 PFDoA	612.9 > 318.8	2.76e3	3.66e3	1.000		4.32	4.30	9.43	11.4	114.3
13	13 PFTrDA	662.9 > 618.9	3.48e4	3.66e3	1.000		4.50	4.47	119	8.82	88.2
14	14 PFTeDA	712.9 > 668.8	2.52e4	2.75e4	1.000		4.66	4.64	11.4	9.04	90.4
15	15 13C3-PFBA	216.1 > 171.8	7.34e3	8.20e3	1.000	0.918	1.43	1.53	11.2	12.2	97.5
16	16 13C3-PFPeA	266 > 221.8	1.36e4	2.07e4	1.000	0.275	2.72	2.75	3.28	11.9	95.6
17	17 13C3-PFBS	302 > 98.8	1.61e3	2.07e4	1.000	0.033	2.92	2.96	0.389	11.7	93.8
18	18 13C2-PFHxA	315 > 269.8	6.57e3	2.07e4	1.000	0.304	3.16	3.19	1.59	5.22	104.4
19	19 13C4-PFHpA	367.2 > 321.8	1.56e4	2.07e4	1.000	0.306	3.43	3.45	3.77	12.3	98.6
20	20 18O2-PFHxS	403 > 102.6	1.43e3	3.46e3	1.000	0.437	3.55	3.52	5.18	11.9	94.8
21	21 13C2-PFOA	414.9 > 369.7	2.44e4	1.73e4	1.000	1.292	3.63	3.65	17.6	13.6	109.2
22	22 13C5-PFNA	468.2 > 422.9	2.82e4	2.84e4	1.000	0.980	3.82	3.82	12.4	12.6	101.1
23	23 13C8-PFOS	507 > 79.9	4.85e3	5.16e3	1.000	1.098	3.86	3.88	11.8	10.7	85.6
24	24 13C2-PFDA	515.1 > 469.9	2.87e4	3.44e4	1.000	0.928	4.00	3.99	10.4	11.2	90.0
25	25 13C2-PFUnA	565 > 519.8	3.22e4	3.24e4	1.000	1.083	4.16	4.15	12.4	11.5	91.9
26	26 d3-N-MeFOSAA	573.3 > 419	6.40e3	3.24e4	1.000	0.224	4.00	4.02	2.47	11.0	88.0
27	27 d5-N-EtFOSAA	589.3 > 419	6.80e3	3.24e4	1.000	0.230	4.08	4.08	2.62	11.4	91.3
28	28 13C2-PFDoA	615 > 569.7	3.66e3	3.24e4	1.000	0.130	4.32	4.30	1.41	10.9	87.0
29	29 13C2-PFTeDA	714.8 > 669.6	2.75e4	3.24e4	1.000	1.018	4.66	4.64	10.6	10.4	83.5
30	30 13C4-PFBA	217 > 171.8	8.20e3	8.20e3	1.000	1.000	1.43	1.53	12.5	12.5	100.0
31	31 13C5-PFHxA	318 > 272.9	2.07e4	2.07e4	1.000	1.000	3.18	3.18	5.00	5.00	100.0

70-130
↓
50-150
↓

Dataset: U:\Q4.PRO\results\170710M3\170710M3-11-L14A.qld

Last Altered: Friday, July 14, 2017 09:05:59 Pacific Daylight Time

Printed: Friday, July 14, 2017 09:06:30 Pacific Daylight Time

Name: 170710M3_11, Date: 10-Jul-2017, Time: 18:11:57, ID: SS170710M3-1 PFC SSS 17G1011, Description: PFC SSS 17G1011

#	Name	Trace	Area	IS Area	Wt./Vol.	RRF	Pred. RT	RT	y Axis Resp.	Conc.	%Rec
32	32 13C3-PFHxS	401.9 > 79.9	3.46e3	3.46e3	1.000	1.000	3.55	3.52	12.5	12.5	100.0
33	33 13C8-PFOA	421.3 > 376	1.73e4	1.73e4	1.000	1.000	3.63	3.65	12.5	12.5	100.0
34	34 13C9-PFNA	472.2 > 426.9	2.84e4	2.84e4	1.000	1.000	3.82	3.82	12.5	12.5	100.0
35	35 13C4-PFOS	503 > 79.9	5.16e3	5.16e3	1.000	1.000	3.86	3.87	12.5	12.5	100.0
36	36 13C6-PFDA	519.1 > 473.7	3.44e4	3.44e4	1.000	1.000	4.00	3.99	12.5	12.5	100.0
37	37 13C7-PFUnA	570.1 > 524.8	3.24e4	3.24e4	1.000	1.000	4.16	4.15	12.5	12.5	100.0

Dataset: U:\Q4.PRO\results\170710M3\170710M3-11-L14A.qld

Last Altered: Friday, July 14, 2017 09:05:59 Pacific Daylight Time

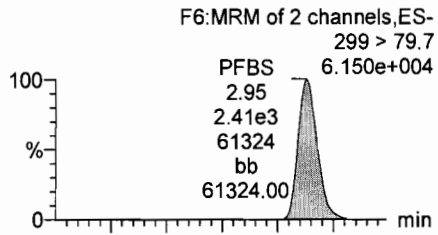
Printed: Friday, July 14, 2017 09:06:30 Pacific Daylight Time

Method: U:\Q4.PRO\MethDB\PFAS_L14-7-13-17.mdb 14 Jul 2017 08:41:09

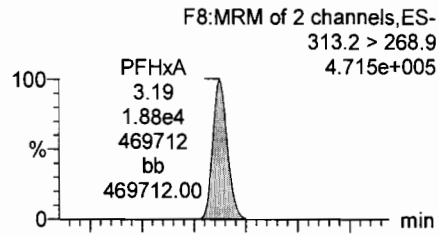
Calibration: U:\Q4.PRO\CurveDB\C18_VAL-PFAS_Q4_7-10-17-L14A.cdb 14 Jul 2017 08:57:46

Name: 170710M3_11, Date: 10-Jul-2017, Time: 18:11:57, ID: SS170710M3-1 PFC SSS 17G1011, Description: PFC SSS 17G1011

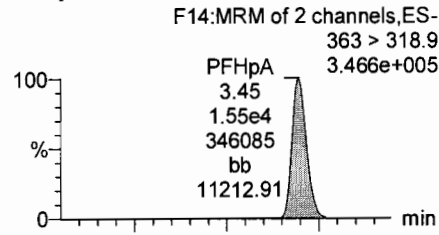
Total PFBS



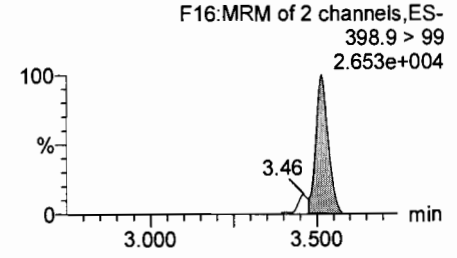
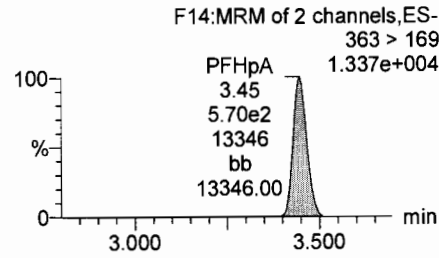
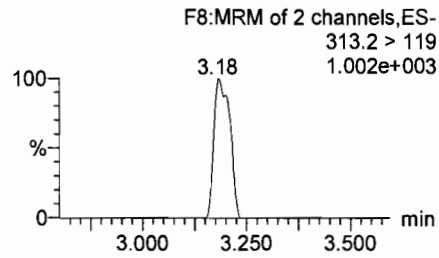
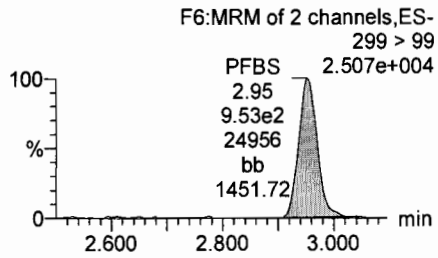
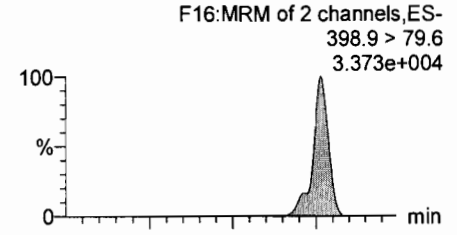
PFHxA



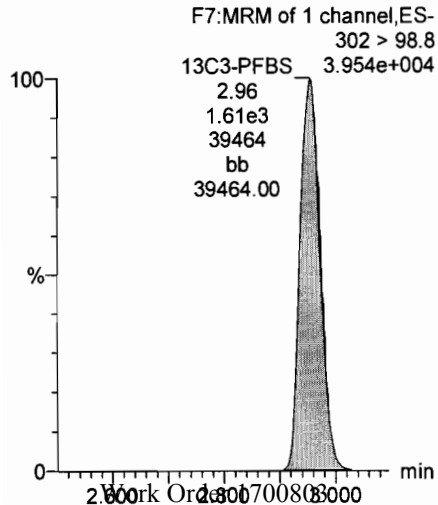
PFHpA



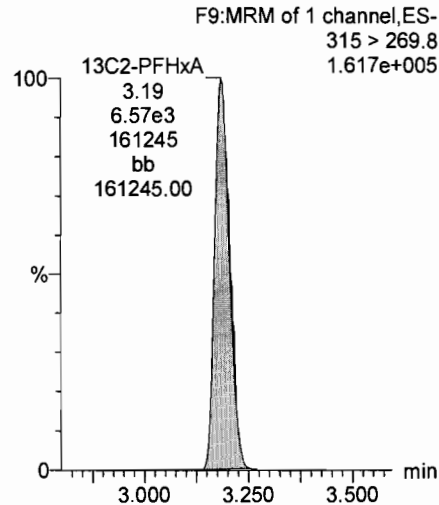
Total PFHxS



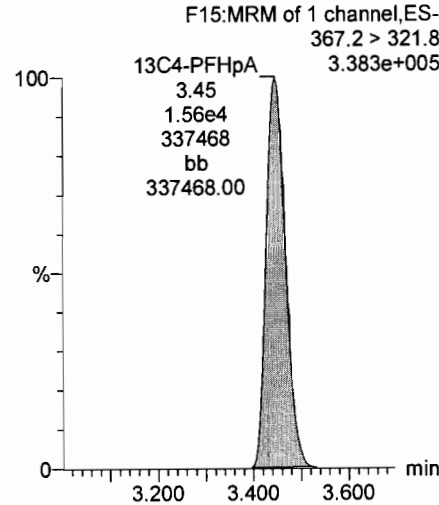
13C3-PFBS



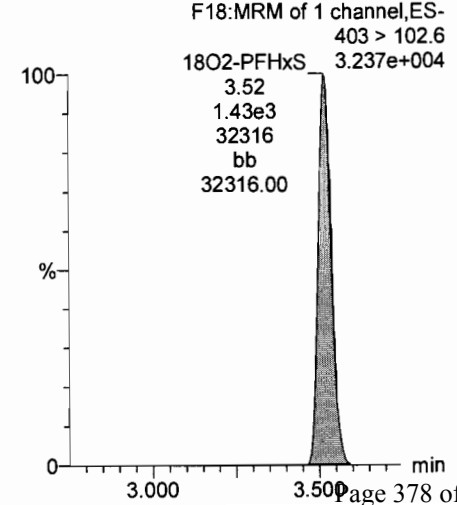
13C2-PFHxA



13C4-PFHpA



18O2-PFHxS



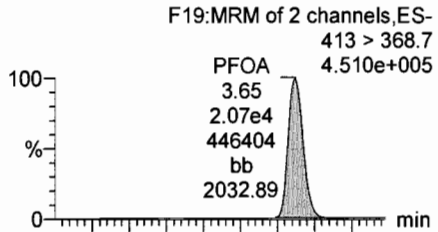
Dataset: U:\Q4.PRO\results\170710M3\170710M3-11-L14A.qld

Last Altered: Friday, July 14, 2017 09:05:59 Pacific Daylight Time

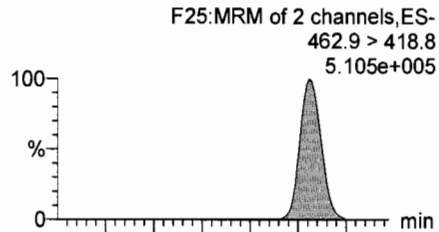
Printed: Friday, July 14, 2017 09:06:30 Pacific Daylight Time

Name: 170710M3_11, Date: 10-Jul-2017, Time: 18:11:57, ID: SS170710M3-1 PFC SSS 17G1011, Description: PFC SSS 17G1011

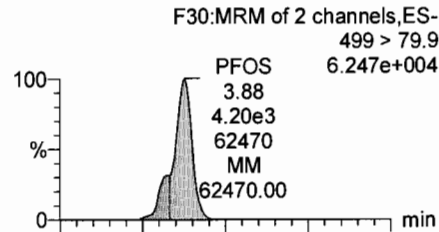
Total PFOA



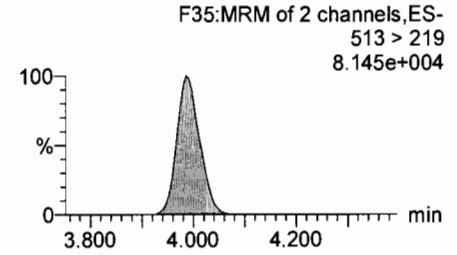
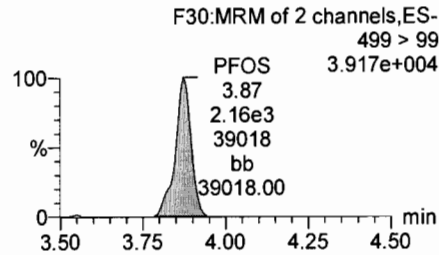
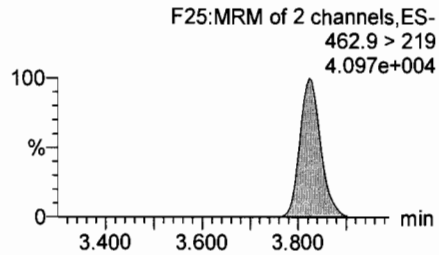
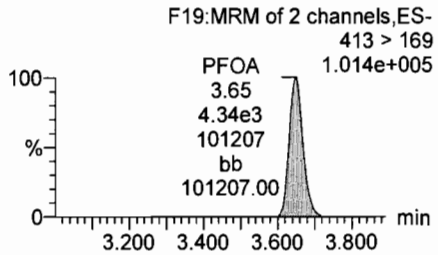
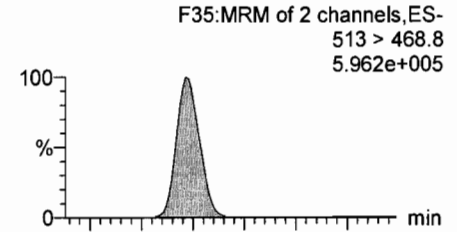
PFNA



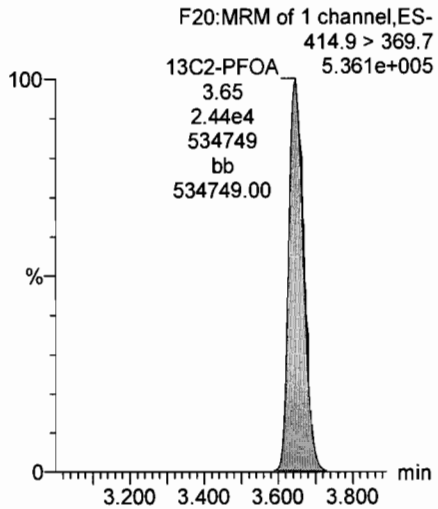
Total PFOS



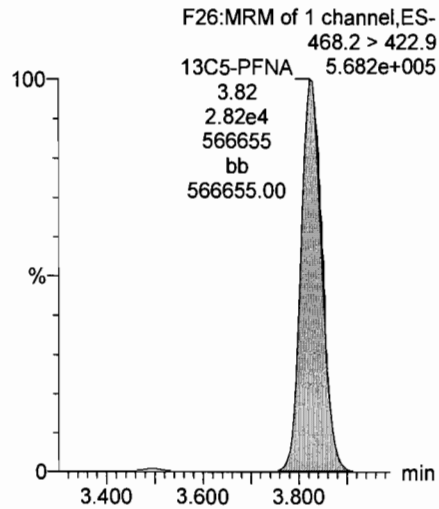
PFDA



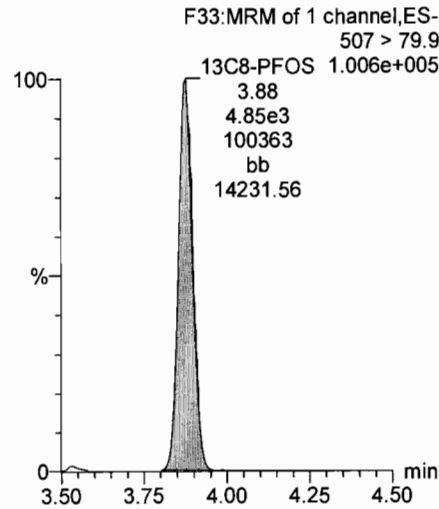
13C2-PFOA



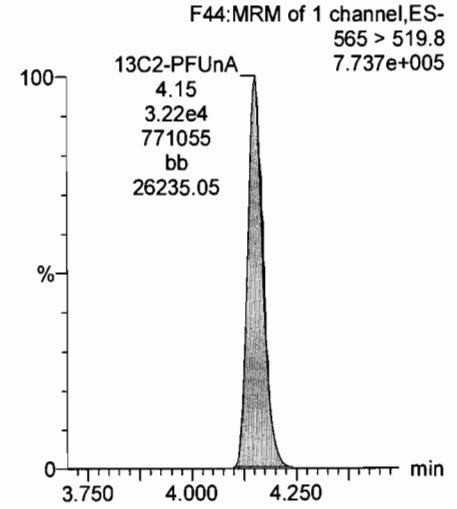
13C5-PFNA



13C8-PFOS



13C2-PFUnA



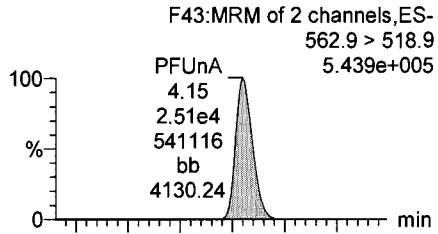
Dataset: U:\Q4.PRO\results\170710M3\170710M3-11-L14A.qld

Last Altered: Friday, July 14, 2017 09:05:59 Pacific Daylight Time

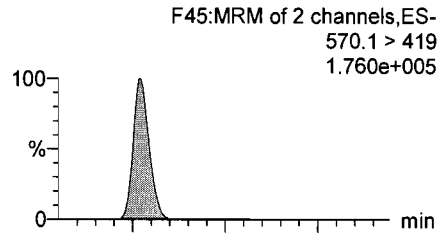
Printed: Friday, July 14, 2017 09:06:30 Pacific Daylight Time

Name: 170710M3_11, Date: 10-Jul-2017, Time: 18:11:57, ID: SS170710M3-1 PFC SSS 17G1011, Description: PFC SSS 17G1011

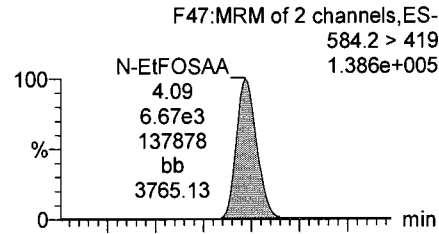
PFUnA



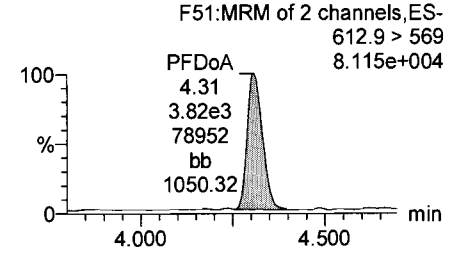
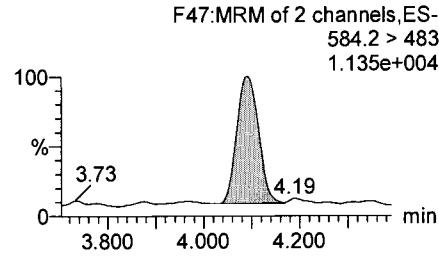
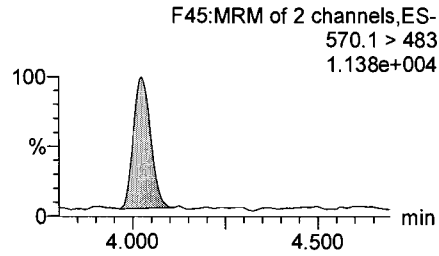
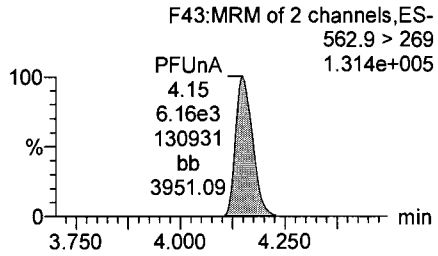
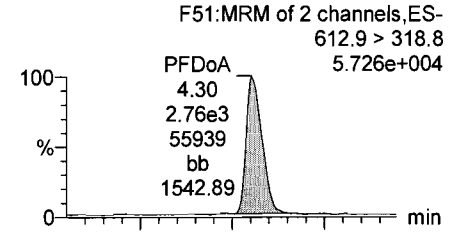
N-MeFOSAA



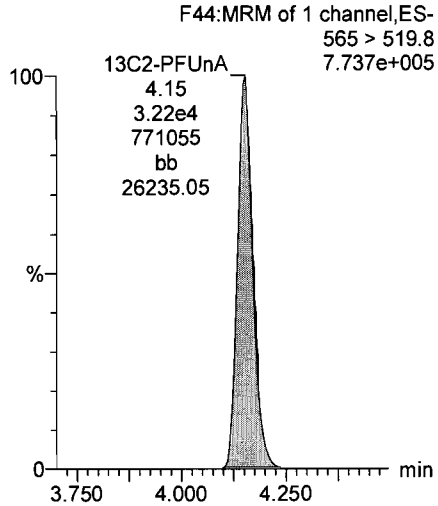
N-EtFOSAA



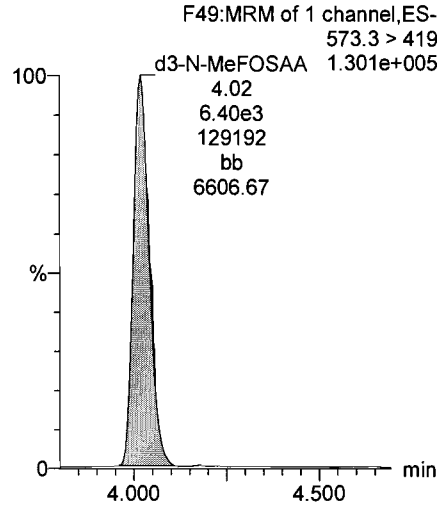
PFDaA



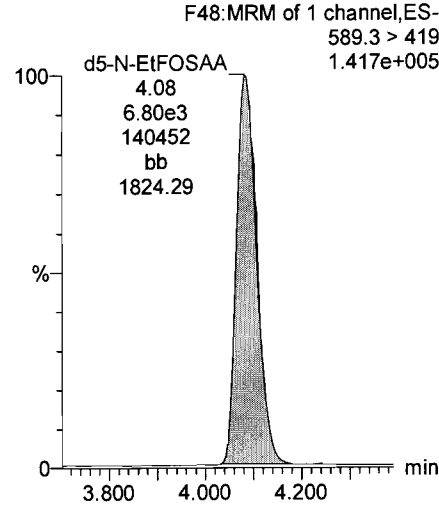
13C2-PFUnA



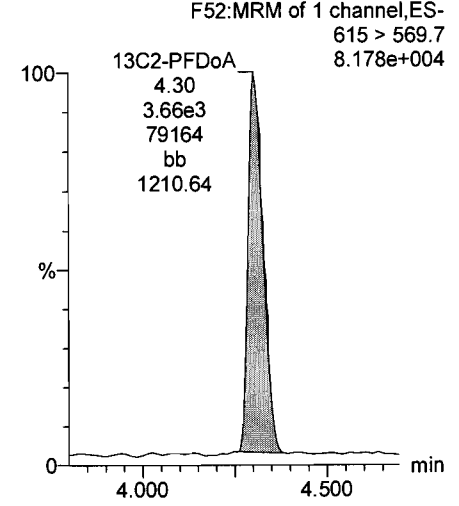
d3-N-MeFOSAA



d5-N-EtFOSAA



13C2-PFDaA



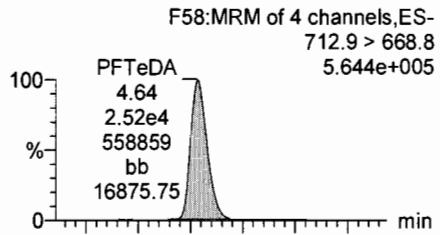
Dataset: U:\Q4.PRO\results\170710M3\170710M3-11-L14A.qld

Last Altered: Friday, July 14, 2017 09:05:59 Pacific Daylight Time

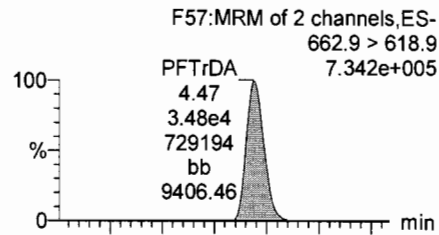
Printed: Friday, July 14, 2017 09:06:30 Pacific Daylight Time

Name: 170710M3_11, Date: 10-Jul-2017, Time: 18:11:57, ID: SS170710M3-1 PFC SSS 17G1011, Description: PFC SSS 17G1011

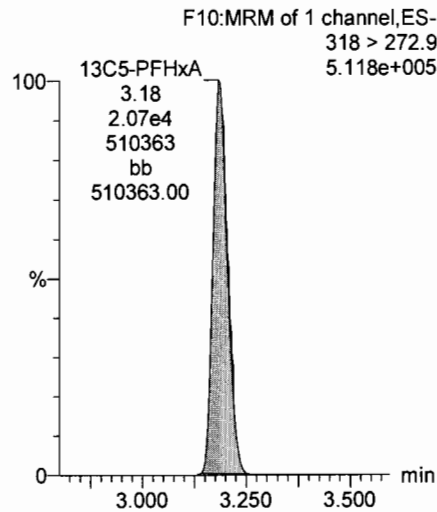
PFTeDA



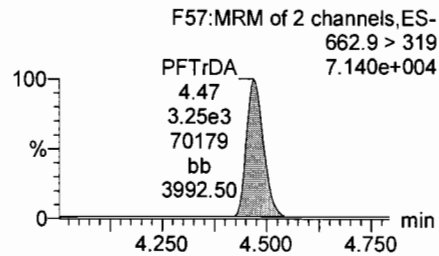
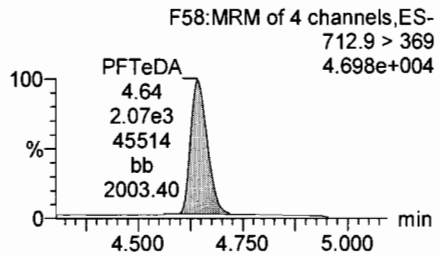
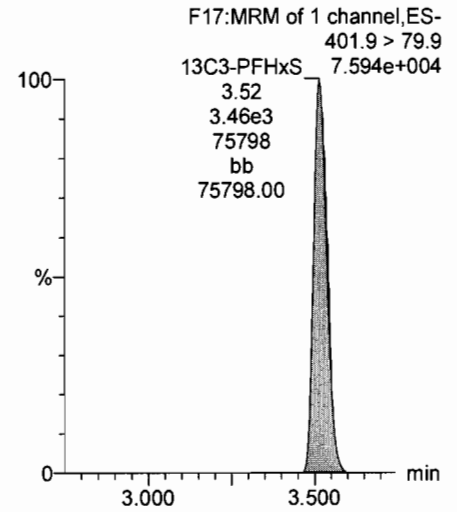
PFTrDA



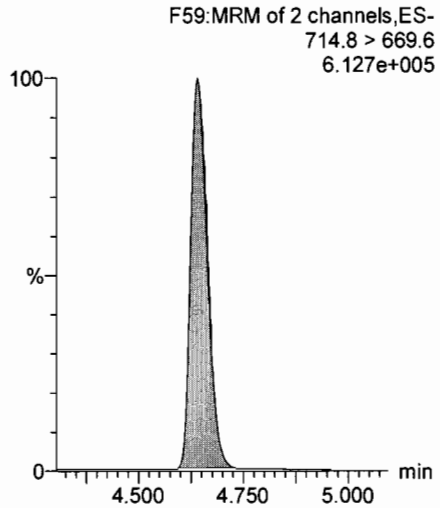
13C5-PFHxA



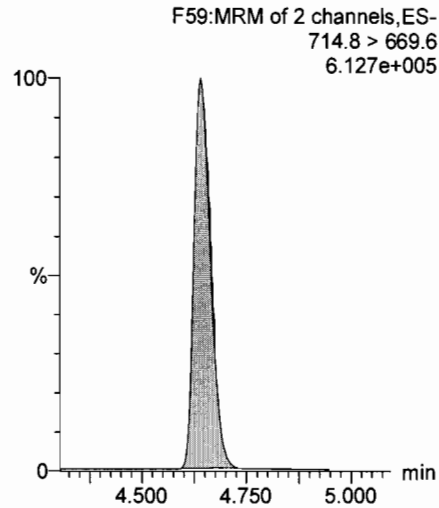
13C3-PFHxS



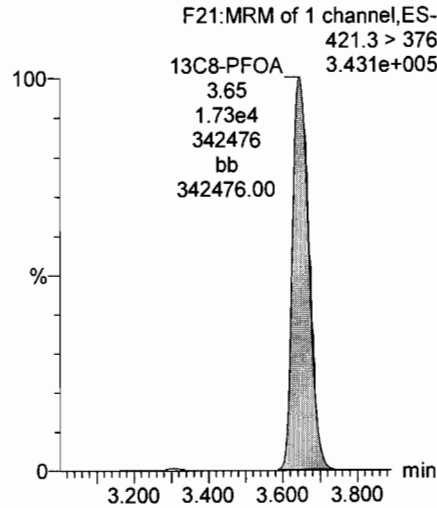
13C2-PFTeDA



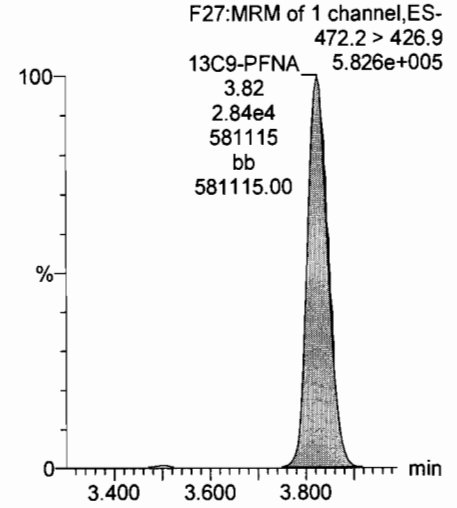
13C2-PFTeDA



13C8-PFOA



13C9-PFNA



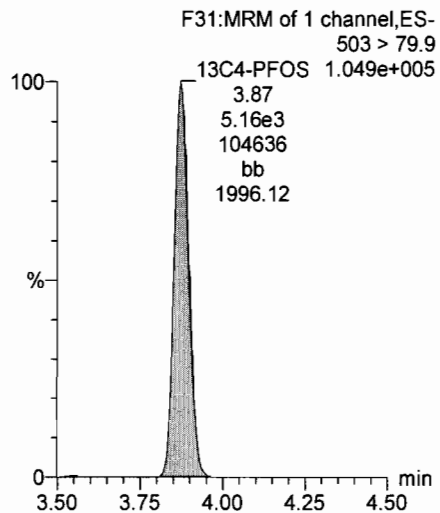
Dataset: U:\Q4.PRO\results\170710M3\170710M3-11-L14A.qld

Last Altered: Friday, July 14, 2017 09:05:59 Pacific Daylight Time

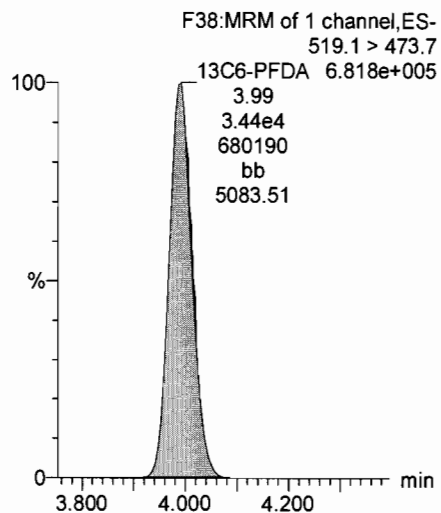
Printed: Friday, July 14, 2017 09:06:30 Pacific Daylight Time

Name: 170710M3_11, Date: 10-Jul-2017, Time: 18:11:57, ID: SS170710M3-1 PFC SSS 17G1011, Description: PFC SSS 17G1011

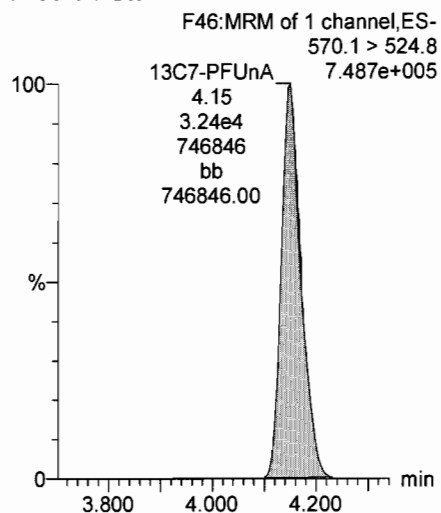
13C4-PFOS



13C6-PFDA



13C7-PFUnA



"sys_sample_code","lab_anl_method_name","analysis_date","analysis_time","total_or_dissolved","column_number","t
est_type","cas_rn","chemical_name","result_value","result_error_delta","result_type_code","reportable_result","detect
flag","lab_qualifiers","organic_yn","method_detection_limit","reporting_detection_limit","quantatation_limit","result_u
nit","detection_limit_unit","tic_retention_time","result_comment","qc_original_conc","qc_spike_added","qc_spike_me
asured","qc_spike_recovery","qc_dup_original_conc","qc_dup_spike_added","qc_dup_spike_measured","qc_dup_spik
e_recovery","qc_rpd","qc_spike_lcl","qc_spike_ucl","qc_rpd_cl","qc_spike_status","qc_dup_spike_status","qc_rpd_sta
tus"

"SB01","537_MOD","07/11/17","19:30","N","NA","000","375-73-
5","PFBS","","","TRG","Yes","N","U","Y","1.86","5.21","8.31","NG_L","NG_L","","","","","","","","","","","","",
"","",""

"SB01","537_MOD","07/11/17","19:30","N","NA","000","307-24-4","PERFLUOROHEXANOIC ACID
(PFHXA)","","","TRG","Yes","N","U","Y","2.26","5.21","8.31","NG_L","NG_L","","","","","","","","","","",
"","",""

"SB01","537_MOD","07/11/17","19:30","N","NA","000","375-85-9","PERFLUOROHEPTANOIC ACID
(PFHPA)","","","TRG","Yes","N","U","Y","0.614","5.21","8.31","NG_L","NG_L","","","","","","","","","","",
"","",""

"SB01","537_MOD","07/11/17","19:30","N","NA","000","355-46-4","PERFLUOROHEXANESULFONIC ACID
(PFHXS)","","","TRG","Yes","N","U","Y","0.984","5.21","8.31","NG_L","NG_L","","","","","","","","","","",
"","",""

"SB01","537_MOD","07/11/17","19:30","N","NA","000","335-67-1","PERFLUOROOCTANOIC ACID
(PFOA)","","","TRG","Yes","N","U","Y","0.676","5.21","8.31","NG_L","NG_L","","","","","","","","","","",
"","",""

"SB01","537_MOD","07/11/17","19:30","N","NA","000","1763-23-1","HEPTADEC AFLUOROACTANESULFONIC
ACID SOLUTION
","","","TRG","Yes","N","U","Y","0.838","5.21","8.31","NG_L","NG_L","","","","","","","","","","",
"","",""

"SB01","537_MOD","07/11/17","19:30","N","NA","000","375-95-1","PERFLUORONONANOIC ACID
(PFNA)","","","TRG","Yes","N","U","Y","0.841","5.21","8.31","NG_L","NG_L","","","","","","","","","","",
"","",""

"SB01","537_MOD","07/11/17","19:30","N","NA","000","335-76-2","PERFLUORODECANOIC ACID
(PFDA)","","","TRG","Yes","N","U","Y","1.55","5.21","8.31","NG_L","NG_L","","","","","","","","","","",
"","",""

"SB01","537_MOD","07/11/17","19:30","N","NA","000","2355-31-
9","MeFOSAA","","","TRG","Yes","N","U","Y","1.71","5.21","8.31","NG_L","NG_L","","","","","","","","","","",
"","",""

"SB01","537_MOD","07/11/17","19:30","N","NA","000","2058-94-8","PERFLUOROUNDECANOIC ACID
(PFUNA)","","","TRG","Yes","N","U","Y","1.09","5.21","8.31","NG_L","NG_L","","","","","","","","","","",
"","",""

"SB01","537_MOD","07/11/17","19:30","N","NA","000","2991-50-
6","EtFOSAA","","","TRG","Yes","N","U","Y","1.42","5.21","8.31","NG_L","NG_L","","","","","","","","","","",
"","",""

"SB01","537_MOD","07/11/17","19:30","N","NA","000","307-55-1","PERFLUORODODECANOIC ACID
(PFDOA)","","","TRG","Yes","N","U","Y","0.823","5.21","8.31","NG_L","NG_L","","","","","","","","","","",
"","",""

"SB01","537_MOD","07/11/17","19:30","N","NA","000","72629-94-
8","PFTTrDA","","","TRG","Yes","N","U","Y","0.513","5.21","8.31","NG_L","NG_L","","","","","","","","","","",
"","",""

"SB01","537_MOD","07/11/17","19:30","N","NA","000","376-06-
7","PFTeDA","","","TRG","Yes","N","U","Y","0.784","5.21","8.31","NG_L","NG_L","","","","","","","","","","",
"","",""

"SB01","537_MOD","07/11/17","19:30","N","NA","000","13C3-PFBS","13C3-
PFBS","86.4","IS","Yes","Y","Y","","","PCT_REC","","","100","86.4","86.4","","","50","150","","",
"","",""

"SB01","537_MOD","07/11/17","19:30","N","NA","000","13C2-PFHxA","13C2-

PFHxA", "107", "", "IS", "Yes", "Y", "", "Y", "", "", "", "PCT_REC", "", "", "", "100", "107", "107", "", "", "", "50", "150", "",
"SB01", "537_MOD", "07/11/17", "19:30", "N", "NA", "000", "13C4-PFHpA", "13C4-
PFHpA", "93.2", "", "IS", "Yes", "Y", "", "Y", "", "", "", "PCT_REC", "", "", "", "100", "93.2", "93.2", "", "", "", "50", "150", "",
"SB01", "537_MOD", "07/11/17", "19:30", "N", "NA", "000", "18O2-PFHxS", "18O2-
PFHxS", "111", "", "IS", "Yes", "Y", "", "Y", "", "", "", "PCT_REC", "", "", "", "100", "111", "111", "", "", "", "50", "150", "",
"SB01", "537_MOD", "07/11/17", "19:30", "N", "NA", "000", "13C2-PFOA", "13C2-
PFOA", "96.4", "", "IS", "Yes", "Y", "", "Y", "", "", "", "PCT_REC", "", "", "", "100", "96.4", "96.4", "", "", "", "50", "150", "",
"SB01", "537_MOD", "07/11/17", "19:30", "N", "NA", "000", "13C8-PFOS", "13C8-
PFOS", "95.5", "", "IS", "Yes", "Y", "", "Y", "", "", "", "PCT_REC", "", "", "", "100", "95.5", "95.5", "", "", "", "50", "150", "",
"SB01", "537_MOD", "07/11/17", "19:30", "N", "NA", "000", "13C5-PFNA", "13C5-
PFNA", "83.4", "", "IS", "Yes", "Y", "", "Y", "", "", "", "PCT_REC", "", "", "", "100", "83.4", "83.4", "", "", "", "50", "150", "",
"SB01", "537_MOD", "07/11/17", "19:30", "N", "NA", "000", "13C2-PFDA", "13C2-
PFDA", "75.9", "", "IS", "Yes", "Y", "", "Y", "", "", "", "PCT_REC", "", "", "", "100", "75.9", "75.9", "", "", "", "50", "150", "",
"SB01", "537_MOD", "07/11/17", "19:30", "N", "NA", "000", "d3-MeFOSAA", "d3-
MeFOSAA", "109", "", "IS", "Yes", "Y", "", "Y", "", "", "", "PCT_REC", "", "", "", "100", "109", "109", "", "", "", "50", "150", "",
"SB01", "537_MOD", "07/11/17", "19:30", "N", "NA", "000", "13C2-PFUnA", "13C2-
PFUnA", "80.2", "", "IS", "Yes", "Y", "", "Y", "", "", "", "PCT_REC", "", "", "", "100", "80.2", "80.2", "", "", "", "50", "150", "",
"SB01", "537_MOD", "07/11/17", "19:30", "N", "NA", "000", "d5-EtFOSAA", "d5-
EtFOSAA", "80.6", "", "IS", "Yes", "Y", "", "Y", "", "", "", "PCT_REC", "", "", "", "100", "80.6", "80.6", "", "", "", "50", "150", "",
"SB01", "537_MOD", "07/11/17", "19:30", "N", "NA", "000", "13C2-PFDoA", "13C2-
PFDoA", "29.5", "", "IS", "Yes", "Y", "H", "Y", "", "", "", "PCT_REC", "", "", "", "100", "29.5", "29.5", "", "", "", "50", "150", "",
"SB01", "537_MOD", "07/11/17", "19:30", "N", "NA", "000", "13C2-PFTeDA", "13C2-
PFTeDA", "20.9", "", "IS", "Yes", "Y", "H", "Y", "", "", "", "PCT_REC", "", "", "", "100", "20.9", "20.9", "", "", "", "50", "150", "",
"EB01", "537_MOD", "07/13/17", "20:13", "N", "NA", "000", "375-73-
5", "PFBS", "", "", "TRG", "Yes", "N", "U", "Y", "1.85", "5.17", "8.27", "NG_L", "NG_L", "", "", "", "", "", "", "", "", "", "", "", "",
"EB01", "537_MOD", "07/13/17", "20:13", "N", "NA", "000", "307-24-4", "PERFLUOROHEXANOIC ACID
(PFHXA)", "", "", "TRG", "Yes", "N", "U", "Y", "2.25", "5.17", "8.27", "NG_L", "NG_L", "", "", "", "", "", "", "", "", "", "", "", "",
"EB01", "537_MOD", "07/13/17", "20:13", "N", "NA", "000", "375-85-9", "PERFLUOROHEPTANOIC ACID
(PFHPA)", "", "", "TRG", "Yes", "N", "U", "Y", "0.611", "5.17", "8.27", "NG_L", "NG_L", "", "", "", "", "", "", "", "", "", "", "", "",
"EB01", "537_MOD", "07/13/17", "20:13", "N", "NA", "000", "355-46-4", "PERFLUOROHEXANESULFONIC ACID
(PFHXS)", "", "", "TRG", "Yes", "N", "U", "Y", "0.979", "5.17", "8.27", "NG_L", "NG_L", "", "", "", "", "", "", "", "", "", "", "", "",
"EB01", "537_MOD", "07/13/17", "20:13", "N", "NA", "000", "335-67-1", "PERFLUOROOCCTANOIC ACID
(PFOA)", "", "", "TRG", "Yes", "N", "U", "Y", "0.673", "5.17", "8.27", "NG_L", "NG_L", "", "", "", "", "", "", "", "", "", "", "", "",
"EB01", "537_MOD", "07/13/17", "20:13", "N", "NA", "000", "1763-23-1", "HEPTADEC AFLUOROACTANESULFONIC
ACID SOLUTION",
"EB01", "537_MOD", "07/13/17", "20:13", "N", "NA", "000", "375-95-1", "PERFLUORONONANOIC ACID

EtFOSAA", "73.4", "", "IS", "Yes", "Y", "", "Y", "", "", "PCT_REC", "", "", "", "100", "73.4", "73.4", "", "", "", "50", "150
", "EB01", "537_MOD", "07/13/17", "20:13", "N", "NA", "000", "13C2-PFDoA", "13C2-
PFDoA", "27.5", "", "IS", "Yes", "Y", "H", "Y", "", "", "PCT_REC", "", "", "", "100", "27.5", "27.5", "", "", "", "50", "150"
", "EB01", "537_MOD", "07/13/17", "20:13", "N", "NA", "000", "13C2-PFTeDA", "13C2-
PFTeDA", "24.2", "", "IS", "Yes", "Y", "H", "Y", "", "", "PCT_REC", "", "", "", "100", "24.2", "24.2", "", "", "", "50", "150"
", "IRPSite7-GW-46GW205-20170628", "537_MOD", "07/11/17", "19:41", "N", "NA", "000", "375-73-
5", "PFBS", "6.05", "", "TRG", "Yes", "Y", "J", "Y", "1.90", "5.30", "8.49", "NG_L", "NG_L", "", "", "", "50", "150"
", "IRPSite7-GW-46GW205-20170628", "537_MOD", "07/11/17", "19:41", "N", "NA", "000", "307-24-
4", "PERFLUOROHEXANOIC ACID
(PFHXA)", "", "", "TRG", "Yes", "N", "U", "Y", "2.31", "5.30", "8.49", "NG_L", "NG_L", "", "", "", "50", "150"
", "IRPSite7-GW-46GW205-20170628", "537_MOD", "07/11/17", "19:41", "N", "NA", "000", "375-85-
9", "PERFLUROHEPTANOIC ACID
(PFHPA)", "2.92", "", "TRG", "Yes", "Y", "J", "Y", "0.628", "5.30", "8.49", "NG_L", "NG_L", "", "", "", "50", "150"
", "IRPSite7-GW-46GW205-20170628", "537_MOD", "07/11/17", "19:41", "N", "NA", "000", "355-46-
4", "PERFLUROHEXANESULFONIC ACID
(PFHXS)", "7.69", "", "TRG", "Yes", "Y", "J", "Y", "1.01", "5.30", "8.49", "NG_L", "NG_L", "", "", "", "50", "150"
", "IRPSite7-GW-46GW205-20170628", "537_MOD", "07/11/17", "19:41", "N", "NA", "000", "335-67-
1", "PERFLUROOCTANOIC ACID
(PFOA)", "7.05", "", "TRG", "Yes", "Y", "J", "Y", "0.691", "5.30", "8.49", "NG_L", "NG_L", "", "", "", "50", "150"
", "IRPSite7-GW-46GW205-20170628", "537_MOD", "07/11/17", "19:41", "N", "NA", "000", "1763-23-
1", "HEPTADEC AFLUROACTANESULFONIC ACID SOLUTION
", "6.07", "", "TRG", "Yes", "Y", "J", "Y", "0.857", "5.30", "8.49", "NG_L", "NG_L", "", "", "", "50", "150"
", "IRPSite7-GW-46GW205-20170628", "537_MOD", "07/11/17", "19:41", "N", "NA", "000", "375-95-
1", "PERFLURONONANOIC ACID
(PFNA)", "", "", "TRG", "Yes", "N", "U", "Y", "0.860", "5.30", "8.49", "NG_L", "NG_L", "", "", "", "50", "150"
", "IRPSite7-GW-46GW205-20170628", "537_MOD", "07/11/17", "19:41", "N", "NA", "000", "335-76-
2", "PERFLURODECANOIC ACID
(PFDA)", "", "", "TRG", "Yes", "N", "U", "Y", "1.58", "5.30", "8.49", "NG_L", "NG_L", "", "", "", "50", "150"
", "IRPSite7-GW-46GW205-20170628", "537_MOD", "07/11/17", "19:41", "N", "NA", "000", "2355-31-
9", "MeFOSAA", "", "", "TRG", "Yes", "N", "U", "Y", "1.75", "5.30", "8.49", "NG_L", "NG_L", "", "", "", "50", "150"
", "IRPSite7-GW-46GW205-20170628", "537_MOD", "07/11/17", "19:41", "N", "NA", "000", "2058-94-
8", "PERFLUROUNDECANOIC ACID
(PFUNA)", "", "", "TRG", "Yes", "N", "U", "Y", "1.11", "5.30", "8.49", "NG_L", "NG_L", "", "", "", "50", "150"
", "IRPSite7-GW-46GW205-20170628", "537_MOD", "07/11/17", "19:41", "N", "NA", "000", "2991-50-
6", "EtFOSAA", "", "", "TRG", "Yes", "N", "U", "Y", "1.45", "5.30", "8.49", "NG_L", "NG_L", "", "", "", "50", "150"
", "IRPSite7-GW-46GW205-20170628", "537_MOD", "07/11/17", "19:41", "N", "NA", "000", "307-55-
1", "PERFLURODODECANOIC ACID
(PFDOA)", "", "", "TRG", "Yes", "N", "U", "Y", "0.841", "5.30", "8.49", "NG_L", "NG_L", "", "", "", "50", "150"
", "IRPSite7-GW-46GW205-20170628", "537_MOD", "07/11/17", "19:41", "N", "NA", "000", "72629-94-

8","PFTTrDA","TRG","Yes","N","U","Y","0.525","5.30","8.49","NG_L","NG_L","IRPSite7-GW-46GW205-20170628","537_MOD","07/11/17","19:41","N","NA","000","376-06-7","PFTeDA","TRG","Yes","N","U","Y","0.802","5.30","8.49","NG_L","NG_L","IRPSite7-GW-46GW205-20170628","537_MOD","07/11/17","19:41","N","NA","000","13C3-PFBS","13C3-PFBS","85.7","IS","Yes","Y","Y","PCT_REC","100","85.7","85.7","50","150","IRPSite7-GW-46GW205-20170628","537_MOD","07/11/17","19:41","N","NA","000","13C2-PFHxA","13C2-PFHxA","102","IS","Yes","Y","Y","PCT_REC","100","102","102","50","150","IRPSite7-GW-46GW205-20170628","537_MOD","07/11/17","19:41","N","NA","000","13C4-PFHpA","13C4-PFHpA","94.4","IS","Yes","Y","Y","PCT_REC","100","94.4","94.4","50","150","IRPSite7-GW-46GW205-20170628","537_MOD","07/11/17","19:41","N","NA","000","18O2-PFHxS","18O2-PFHxS","113","IS","Yes","Y","Y","PCT_REC","100","113","113","50","150","IRPSite7-GW-46GW205-20170628","537_MOD","07/11/17","19:41","N","NA","000","13C2-PFOA","13C2-PFOA","82.7","IS","Yes","Y","Y","PCT_REC","100","82.7","82.7","50","150","IRPSite7-GW-46GW205-20170628","537_MOD","07/11/17","19:41","N","NA","000","13C8-PFOS","13C8-PFOS","97.9","IS","Yes","Y","Y","PCT_REC","100","97.9","97.9","50","150","IRPSite7-GW-46GW205-20170628","537_MOD","07/11/17","19:41","N","NA","000","13C5-PFNA","13C5-PFNA","85.3","IS","Yes","Y","Y","PCT_REC","100","85.3","85.3","50","150","IRPSite7-GW-46GW205-20170628","537_MOD","07/11/17","19:41","N","NA","000","13C2-PFDA","13C2-PFDA","71.5","IS","Yes","Y","Y","PCT_REC","100","71.5","71.5","50","150","IRPSite7-GW-46GW205-20170628","537_MOD","07/11/17","19:41","N","NA","000","d3-MeFOSAA","d3-MeFOSAA","75.9","IS","Yes","Y","Y","PCT_REC","100","75.9","75.9","50","150","IRPSite7-GW-46GW205-20170628","537_MOD","07/11/17","19:41","N","NA","000","13C2-PFUnA","13C2-PFUnA","66.2","IS","Yes","Y","Y","PCT_REC","100","66.2","66.2","50","150","IRPSite7-GW-46GW205-20170628","537_MOD","07/11/17","19:41","N","NA","000","d5-EtFOSAA","d5-EtFOSAA","57.5","IS","Yes","Y","Y","PCT_REC","100","57.5","57.5","50","150","IRPSite7-GW-46GW205-20170628","537_MOD","07/11/17","19:41","N","NA","000","13C2-PFDoA","13C2-PFDoA","4.20","IS","Yes","Y","H","Y","PCT_REC","100","4.20","4.20","50","150","IRPSite7-GW-46GW205-20170628","537_MOD","07/11/17","19:41","N","NA","000","13C2-PFTeDA","13C2-PFTeDA","4.90","IS","Yes","Y","H","Y","PCT_REC","100","4.90","4.90","50","150","IRPSite7-GW-FD01-20170628","537_MOD","07/11/17","19:51","N","NA","000","375-73-5","PFBS","2.48","TRG","Yes","Y","J","Y","1.85","5.17","8.28","NG_L","NG_L","IRPSite7-GW-FD01-20170628","537_MOD","07/11/17","19:51","N","NA","000","307-24-4","PERFLUOROHEXANOIC ACID (PFHXA)","8.15","TRG","Yes","Y","J","Y","2.26","5.17","8.28","NG_L","NG_L","IRPSite7-GW-FD01-20170628","537_MOD","07/11/17","19:51","N","NA","000","375-85-9","PERFLUOROHEPTANOIC ACID (PFHPA)","4.95","TRG","Yes","Y","J","Y","0.612","5.17","8.28","NG_L","NG_L"

"," "" "" "" ""
"IRPSite7-GW-FD01-20170628","537_MOD","07/11/17","19:51","N","NA","000","355-46-4","PERFLUOROHEXANESULFONIC ACID (PFHXS)","20.2","","TRG","Yes","Y","","Y","0.980","5.17","8.28","NG_L","NG_L","","","","","","","","","","","","","","","",""," "" "" "" "" ""
"IRPSite7-GW-FD01-20170628","537_MOD","07/11/17","19:51","N","NA","000","335-67-1","PERFLUOROOCCTANOIC ACID (PFOA)","15.2","","TRG","Yes","Y","","Y","0.674","5.17","8.28","NG_L","NG_L","","","","","","","","","","","","","","","",""," "" "" "" "" ""
"IRPSite7-GW-FD01-20170628","537_MOD","07/11/17","19:51","N","NA","000","1763-23-1","HEPTADEC AFLUOROACTANESULFONIC ACID SOLUTION","22.6","","TRG","Yes","Y","","Y","0.835","5.17","8.28","NG_L","NG_L","","","","","","","","","","","","","","","",""," "" "" "" "" ""
"IRPSite7-GW-FD01-20170628","537_MOD","07/11/17","19:51","N","NA","000","375-95-1","PERFLUORONONANOIC ACID (PFNA)","1.02","","TRG","Yes","Y","J","Y","0.838","5.17","8.28","NG_L","NG_L","","","","","","","","","","","","","","","",""," "" "" "" "" ""
"IRPSite7-GW-FD01-20170628","537_MOD","07/11/17","19:51","N","NA","000","335-76-2","PERFLUORODECANOIC ACID (PFDA)","","","TRG","Yes","N","U","Y","1.54","5.17","8.28","NG_L","NG_L","","","","","","","","","","","","","","","",""," "" "" "" "" ""
"IRPSite7-GW-FD01-20170628","537_MOD","07/11/17","19:51","N","NA","000","2355-31-9","MeFOSAA","","TRG","Yes","N","U","Y","1.71","5.17","8.28","NG_L","NG_L","","","","","","","","","","","","","","","",""," "" "" "" "" ""
"IRPSite7-GW-FD01-20170628","537_MOD","07/11/17","19:51","N","NA","000","2058-94-8","PERFLUOROUNDECANOIC ACID (PFUNA)","","","TRG","Yes","N","U","Y","1.09","5.17","8.28","NG_L","NG_L","","","","","","","","","","","","","","","",""," "" "" "" "" ""
"IRPSite7-GW-FD01-20170628","537_MOD","07/11/17","19:51","N","NA","000","2991-50-6","EtFOSAA","","TRG","Yes","N","U","Y","1.42","5.17","8.28","NG_L","NG_L","","","","","","","","","","","","","","","",""," "" "" "" "" ""
"IRPSite7-GW-FD01-20170628","537_MOD","07/11/17","19:51","N","NA","000","307-55-1","PERFLUORODODECANOIC ACID (PFDOA)","","","TRG","Yes","N","U","Y","0.820","5.17","8.28","NG_L","NG_L","","","","","","","","","","","","","","","",""," "" "" "" "" ""
"IRPSite7-GW-FD01-20170628","537_MOD","07/11/17","19:51","N","NA","000","72629-94-8","PFTDA","","TRG","Yes","N","U","Y","0.511","5.17","8.28","NG_L","NG_L","","","","","","","","","","","","","","","",""," "" "" "" "" ""
"IRPSite7-GW-FD01-20170628","537_MOD","07/11/17","19:51","N","NA","000","376-06-7","PFTeDA","","TRG","Yes","N","U","Y","0.781","5.17","8.28","NG_L","NG_L","","","","","","","","","","","","","","","",""," "" "" "" "" ""
"IRPSite7-GW-FD01-20170628","537_MOD","07/11/17","19:51","N","NA","000","13C3-PFBS","13C3-PFBS","83.2","","IS","Yes","Y","","Y","","","","PCT_REC","","","100","83.2","83.2","","","","","50","150",""," "" "" "" ""
"IRPSite7-GW-FD01-20170628","537_MOD","07/11/17","19:51","N","NA","000","13C2-PFHxA","13C2-PFHxA","102","","IS","Yes","Y","","Y","","","","PCT_REC","","","100","102","102","","","","","50","150",""," "" "" "" ""
"IRPSite7-GW-FD01-20170628","537_MOD","07/11/17","19:51","N","NA","000","13C4-PFHpA","13C4-PFHpA","94.1","","IS","Yes","Y","","Y","","","","PCT_REC","","","100","94.1","94.1","","","","","50","150",""," "" "" "" ""
"IRPSite7-GW-FD01-20170628","537_MOD","07/11/17","19:51","N","NA","000","18O2-PFHxS","18O2-PFHxS","109","","IS","Yes","Y","","Y","","","","PCT_REC","","","100","109","109","","","","","50","150",""," "" "" "" ""
"IRPSite7-GW-FD01-20170628","537_MOD","07/11/17","19:51","N","NA","000","13C2-PFOA","13C2-

PFOA", "89.7", "", "IS", "Yes", "Y", "", "Y", "", "", "", "PCT_REC", "", "", "", "100", "89.7", "89.7", "", "", "", "50", "150", "", "", ""

"IRPSite7-GW-FD01-20170628", "537_MOD", "07/11/17", "19:51", "N", "NA", "000", "13C8-PFOS", "13C8-PFOS", "92.2", "", "IS", "Yes", "Y", "", "Y", "", "", "", "PCT_REC", "", "", "", "100", "92.2", "92.2", "", "", "", "50", "150", "", "", ""

"IRPSite7-GW-FD01-20170628", "537_MOD", "07/11/17", "19:51", "N", "NA", "000", "13C5-PFNA", "13C5-PFNA", "103", "", "IS", "Yes", "Y", "", "Y", "", "", "", "PCT_REC", "", "", "", "100", "103", "103", "", "", "", "50", "150", "", "", ""

"IRPSite7-GW-FD01-20170628", "537_MOD", "07/11/17", "19:51", "N", "NA", "000", "13C2-PFDA", "13C2-PFDA", "102", "", "IS", "Yes", "Y", "", "Y", "", "", "", "PCT_REC", "", "", "", "100", "102", "102", "", "", "", "50", "150", "", "", ""

"IRPSite7-GW-FD01-20170628", "537_MOD", "07/11/17", "19:51", "N", "NA", "000", "d3-MeFOSAA", "d3-MeFOSAA", "87.8", "", "IS", "Yes", "Y", "", "Y", "", "", "", "PCT_REC", "", "", "", "100", "87.8", "87.8", "", "", "", "50", "150", "", "", ""

"IRPSite7-GW-FD01-20170628", "537_MOD", "07/11/17", "19:51", "N", "NA", "000", "13C2-PFUnA", "13C2-PFUnA", "78.3", "", "IS", "Yes", "Y", "", "Y", "", "", "", "PCT_REC", "", "", "", "100", "78.3", "78.3", "", "", "", "50", "150", "", "", ""

"IRPSite7-GW-FD01-20170628", "537_MOD", "07/11/17", "19:51", "N", "NA", "000", "d5-EtFOSAA", "d5-EtFOSAA", "57.3", "", "IS", "Yes", "Y", "", "Y", "", "", "", "PCT_REC", "", "", "", "100", "57.3", "57.3", "", "", "", "50", "150", "", "", ""

"IRPSite7-GW-FD01-20170628", "537_MOD", "07/11/17", "19:51", "N", "NA", "000", "13C2-PFDoA", "13C2-PFDoA", "19.4", "", "IS", "Yes", "Y", "H", "Y", "", "", "", "PCT_REC", "", "", "", "100", "19.4", "19.4", "", "", "", "50", "150", "", "", ""

"IRPSite7-GW-FD01-20170628", "537_MOD", "07/11/17", "19:51", "N", "NA", "000", "13C2-PFTeDA", "13C2-PFTeDA", "9.60", "", "IS", "Yes", "Y", "H", "Y", "", "", "", "PCT_REC", "", "", "", "100", "9.60", "9.60", "", "", "", "50", "150", "", "", ""

"IRPSite7-GW-07GW202-20170628", "537_MOD", "07/11/17", "20:02", "N", "NA", "000", "375-73-5", "PFBS", "5.60", "", "TRG", "Yes", "Y", "J", "Y", "1.83", "5.12", "8.20", "NG_L", "NG_L", "", "", "", "50", "150", "", "", ""

"IRPSite7-GW-07GW202-20170628", "537_MOD", "07/11/17", "20:02", "N", "NA", "000", "307-24-4", "PERFLUOROHEXANOIC ACID (PFHXA)", "", "", "TRG", "Yes", "N", "U", "Y", "2.23", "5.12", "8.20", "NG_L", "NG_L", "", "", "", "50", "150", "", "", ""

"IRPSite7-GW-07GW202-20170628", "537_MOD", "07/11/17", "20:02", "N", "NA", "000", "375-85-9", "PERFLUOROHEPTANOIC ACID (PFHPA)", "3.37", "", "TRG", "Yes", "Y", "J", "Y", "0.606", "5.12", "8.20", "NG_L", "NG_L", "", "", "", "50", "150", "", "", ""

"IRPSite7-GW-07GW202-20170628", "537_MOD", "07/11/17", "20:02", "N", "NA", "000", "355-46-4", "PERFLUOROHEXANESULFONIC ACID (PFHXS)", "5.05", "", "TRG", "Yes", "Y", "J", "Y", "0.971", "5.12", "8.20", "NG_L", "NG_L", "", "", "", "50", "150", "", "", ""

"IRPSite7-GW-07GW202-20170628", "537_MOD", "07/11/17", "20:02", "N", "NA", "000", "335-67-1", "PERFLUOROOCCTANOIC ACID (PFOA)", "7.22", "", "TRG", "Yes", "Y", "J", "Y", "0.667", "5.12", "8.20", "NG_L", "NG_L", "", "", "", "50", "150", "", "", ""

"IRPSite7-GW-07GW202-20170628", "537_MOD", "07/11/17", "20:02", "N", "NA", "000", "1763-23-1", "HEPTADEC AFLUOROACTANESULFONIC ACID SOLUTION", "7.68", "", "TRG", "Yes", "Y", "J", "Y", "0.827", "5.12", "8.20", "NG_L", "NG_L", "", "", "", "50", "150", "", "", ""

"IRPSite7-GW-07GW202-20170628", "537_MOD", "07/11/17", "20:02", "N", "NA", "000", "375-95-1", "PERFLUORONONANOIC ACID (PFNA)", "", "", "TRG", "Yes", "N", "U", "Y", "0.830", "5.12", "8.20", "NG_L", "NG_L", "", "", "", "50", "150", "", "", ""

"IRPSite7-GW-07GW202-20170628", "537_MOD", "07/11/17", "20:02", "N", "NA", "000", "335-76-

EtFOSAA","72.3","","IS","Yes","Y","","Y","","","PCT_REC","","","100","72.3","72.3","","","50","150
","*"
"IRPSite7-GW-07GW202-20170628","537_MOD","07/11/17","20:02","N","NA","000","13C2-PFD0A","13C2-
PFD0A","31.2","","IS","Yes","Y","H","Y","","","PCT_REC","","","100","31.2","31.2","","","50","150"
","*"
"IRPSite7-GW-07GW202-20170628","537_MOD","07/11/17","20:02","N","NA","000","13C2-PFTeDA","13C2-
PFTeDA","20.1","","IS","Yes","Y","H","Y","","","PCT_REC","","","100","20.1","20.1","","","50","150"
","*"
"IRPSite7-GW-FRB01-20170628","537_MOD","07/11/17","20:12","N","NA","000","375-73-
5","PFBS","","TRG","Yes","N","U","Y","1.82","5.08","8.14","NG_L","NG_L","","","50","150"
","*"
"IRPSite7-GW-FRB01-20170628","537_MOD","07/11/17","20:12","N","NA","000","307-24-
4","PERFLUOROHEXANOIC ACID
(PFHXA)","","TRG","Yes","N","U","Y","2.22","5.08","8.14","NG_L","NG_L","","","50","150"
","*"
"IRPSite7-GW-FRB01-20170628","537_MOD","07/11/17","20:12","N","NA","000","375-85-
9","PERFLUOROHEPTANOIC ACID
(PFHPA)","","TRG","Yes","N","U","Y","0.602","5.08","8.14","NG_L","NG_L","","","50","150"
","*"
"IRPSite7-GW-FRB01-20170628","537_MOD","07/11/17","20:12","N","NA","000","355-46-
4","PERFLUOROHEXANESULFONIC ACID
(PFHXS)","","TRG","Yes","N","U","Y","0.964","5.08","8.14","NG_L","NG_L","","","50","150"
","*"
"IRPSite7-GW-FRB01-20170628","537_MOD","07/11/17","20:12","N","NA","000","335-67-
1","PERFLUOROOCTANOIC ACID
(PFOA)","","TRG","Yes","N","U","Y","0.663","5.08","8.14","NG_L","NG_L","","","50","150"
","*"
"IRPSite7-GW-FRB01-20170628","537_MOD","07/11/17","20:12","N","NA","000","1763-23-
1","HEPTADEC AFLUOROACTANESULFONIC ACID SOLUTION
","","TRG","Yes","N","U","Y","0.821","5.08","8.14","NG_L","NG_L","","","50","150"
"IRPSite7-GW-FRB01-20170628","537_MOD","07/11/17","20:12","N","NA","000","375-95-
1","PERFLUORONONANOIC ACID
(PFNA)","","TRG","Yes","N","U","Y","0.824","5.08","8.14","NG_L","NG_L","","","50","150"
","*"
"IRPSite7-GW-FRB01-20170628","537_MOD","07/11/17","20:12","N","NA","000","335-76-
2","PERFLUORODECANOIC ACID
(PFDA)","","TRG","Yes","N","U","Y","1.52","5.08","8.14","NG_L","NG_L","","","50","150"
","*"
"IRPSite7-GW-FRB01-20170628","537_MOD","07/11/17","20:12","N","NA","000","2355-31-
9","MeFOSAA","","TRG","Yes","N","U","Y","1.68","5.08","8.14","NG_L","NG_L","","","50","150"
","*"
"IRPSite7-GW-FRB01-20170628","537_MOD","07/11/17","20:12","N","NA","000","2058-94-
8","PERFLUOROUNDECANOIC ACID
(PFUNA)","","TRG","Yes","N","U","Y","1.07","5.08","8.14","NG_L","NG_L","","","50","150"
","*"
"IRPSite7-GW-FRB01-20170628","537_MOD","07/11/17","20:12","N","NA","000","2991-50-
6","EtFOSAA","","TRG","Yes","N","U","Y","1.39","5.08","8.14","NG_L","NG_L","","","50","150"
","*"
"IRPSite7-GW-FRB01-20170628","537_MOD","07/11/17","20:12","N","NA","000","307-55-
1","PERFLUORODODECANOIC ACID
(PFDOA)","","TRG","Yes","N","U","Y","0.806","5.08","8.14","NG_L","NG_L","","","50","150"
","*"
"IRPSite7-GW-FRB01-20170628","537_MOD","07/11/17","20:12","N","NA","000","72629-94-
8","PFTrDA","","TRG","Yes","N","U","Y","0.503","5.08","8.14","NG_L","NG_L","","","50","150"
","*"

"IRPSite7-GW-FRB01-20170628","537_MOD","07/11/17","20:12","N","NA","000","376-06-7","PFTeDA","TRG","Yes","N","U","Y","0.768","5.08","8.14","NG_L","NG_L","50","150",

"IRPSite7-GW-FRB01-20170628","537_MOD","07/11/17","20:12","N","NA","000","13C3-PFBS","13C3-PFBS","95.0","IS","Yes","Y","Y","PCT_REC","100","95.0","95.0","50","150",

"IRPSite7-GW-FRB01-20170628","537_MOD","07/11/17","20:12","N","NA","000","13C2-PFHxA","13C2-PFHxA","101","IS","Yes","Y","Y","PCT_REC","100","101","101","50","150",

"IRPSite7-GW-FRB01-20170628","537_MOD","07/11/17","20:12","N","NA","000","13C4-PFHpA","13C4-PFHpA","95.1","IS","Yes","Y","Y","PCT_REC","100","95.1","95.1","50","150",

"IRPSite7-GW-FRB01-20170628","537_MOD","07/11/17","20:12","N","NA","000","18O2-PFHxS","18O2-PFHxS","95.9","IS","Yes","Y","Y","PCT_REC","100","95.9","95.9","50","150",

"IRPSite7-GW-FRB01-20170628","537_MOD","07/11/17","20:12","N","NA","000","13C2-PFOA","13C2-PFOA","102","IS","Yes","Y","Y","PCT_REC","100","102","102","50","150",

"IRPSite7-GW-FRB01-20170628","537_MOD","07/11/17","20:12","N","NA","000","13C8-PFOS","13C8-PFOS","95.2","IS","Yes","Y","Y","PCT_REC","100","95.2","95.2","50","150",

"IRPSite7-GW-FRB01-20170628","537_MOD","07/11/17","20:12","N","NA","000","13C5-PFNA","13C5-PFNA","85.2","IS","Yes","Y","Y","PCT_REC","100","85.2","85.2","50","150",

"IRPSite7-GW-FRB01-20170628","537_MOD","07/11/17","20:12","N","NA","000","13C2-PFDA","13C2-PFDA","88.4","IS","Yes","Y","Y","PCT_REC","100","88.4","88.4","50","150",

"IRPSite7-GW-FRB01-20170628","537_MOD","07/11/17","20:12","N","NA","000","d3-MeFOSAA","d3-MeFOSAA","111","IS","Yes","Y","Y","PCT_REC","100","111","111","50","150",

"IRPSite7-GW-FRB01-20170628","537_MOD","07/11/17","20:12","N","NA","000","13C2-PFUnA","13C2-PFUnA","77.2","IS","Yes","Y","Y","PCT_REC","100","77.2","77.2","50","150",

"IRPSite7-GW-FRB01-20170628","537_MOD","07/11/17","20:12","N","NA","000","d5-EtFOSAA","d5-EtFOSAA","84.8","IS","Yes","Y","Y","PCT_REC","100","84.8","84.8","50","150",

"IRPSite7-GW-FRB01-20170628","537_MOD","07/11/17","20:12","N","NA","000","13C2-PFDoA","13C2-PFDoA","27.1","IS","Yes","Y","H","Y","PCT_REC","100","27.1","27.1","50","150",

"IRPSite7-GW-FRB01-20170628","537_MOD","07/11/17","20:12","N","NA","000","13C2-PFTeDA","13C2-PFTeDA","7.10","IS","Yes","Y","H","Y","PCT_REC","100","7.10","7.10","50","150",

"IRPSite5-GW-FRB01-20170628","537_MOD","07/11/17","20:23","N","NA","000","375-73-5","PFBS","TRG","Yes","N","U","Y","1.90","5.30","8.49","NG_L","NG_L","50","150",

"IRPSite5-GW-FRB01-20170628","537_MOD","07/11/17","20:23","N","NA","000","307-24-4","PERFLUOROHEXANOIC ACID (PFHXA)","TRG","Yes","N","U","Y","2.31","5.30","8.49","NG_L","NG_L","50","150",

"IRPSite5-GW-FRB01-20170628","537_MOD","07/11/17","20:23","N","NA","000","375-85-9","PERFLUOROHEPTANOIC ACID (PFHPA)","TRG","Yes","N","U","Y","0.627","5.30","8.49","NG_L","NG_L","50","150",

"IRPSite5-GW-FRB01-20170628","537_MOD","07/11/17","20:23","N","NA","000","355-46-4","PERFLUOROHEXANESULFONIC ACID (PFHXS)","","","TRG","Yes","N","U","Y","1.01","5.30","8.49","NG_L","NG_L","","","","","","","","","","","","","","","","","","",
"IRPSite5-GW-FRB01-20170628","537_MOD","07/11/17","20:23","N","NA","000","335-67-1","PERFLUOROOCCTANOIC ACID (PFOA)","","","TRG","Yes","N","U","Y","0.691","5.30","8.49","NG_L","NG_L","","","","","","","","","","","","","","","","",
"IRPSite5-GW-FRB01-20170628","537_MOD","07/11/17","20:23","N","NA","000","1763-23-1","HEPTADEC AFLUOROACTANESULFONIC ACID SOLUTION","","","TRG","Yes","N","U","Y","0.857","5.30","8.49","NG_L","NG_L","","","","","","","","","","","","","","",
"IRPSite5-GW-FRB01-20170628","537_MOD","07/11/17","20:23","N","NA","000","375-95-1","PERFLUORONONANOIC ACID (PFNA)","","","TRG","Yes","N","U","Y","0.860","5.30","8.49","NG_L","NG_L","","","","","","","","","","","","","","",
"IRPSite5-GW-FRB01-20170628","537_MOD","07/11/17","20:23","N","NA","000","335-76-2","PERFLUORODECANOIC ACID (PFDA)","","","TRG","Yes","N","U","Y","1.58","5.30","8.49","NG_L","NG_L","","","","","","","","","","","","","","",
"IRPSite5-GW-FRB01-20170628","537_MOD","07/11/17","20:23","N","NA","000","2355-31-9","MeFOSAA","","","TRG","Yes","N","U","Y","1.75","5.30","8.49","NG_L","NG_L","","","","","","","","","","","","",
"IRPSite5-GW-FRB01-20170628","537_MOD","07/11/17","20:23","N","NA","000","2058-94-8","PERFLUOROUNDECANOIC ACID (PFUNA)","","","TRG","Yes","N","U","Y","1.11","5.30","8.49","NG_L","NG_L","","","","","","","","","","","","",
"IRPSite5-GW-FRB01-20170628","537_MOD","07/11/17","20:23","N","NA","000","2991-50-6","EtFOSAA","","","TRG","Yes","N","U","Y","1.45","5.30","8.49","NG_L","NG_L","","","","","","","","","","","","",
"IRPSite5-GW-FRB01-20170628","537_MOD","07/11/17","20:23","N","NA","000","307-55-1","PERFLUORODODECANOIC ACID (PFDOA)","","","TRG","Yes","N","U","Y","0.841","5.30","8.49","NG_L","NG_L","","","","","","","","","","","","",
"IRPSite5-GW-FRB01-20170628","537_MOD","07/11/17","20:23","N","NA","000","72629-94-8","PFTTrDA","","","TRG","Yes","N","U","Y","0.525","5.30","8.49","NG_L","NG_L","","","","","","","","","","","","",
"IRPSite5-GW-FRB01-20170628","537_MOD","07/11/17","20:23","N","NA","000","376-06-7","PFTeDA","","","TRG","Yes","N","U","Y","0.802","5.30","8.49","NG_L","NG_L","","","","","","","","","","","","",
"IRPSite5-GW-FRB01-20170628","537_MOD","07/11/17","20:23","N","NA","000","13C3-PFBS","13C3-PFBS","91.8","","IS","Yes","Y","","Y","","","","","PCT_REC","","","100","91.8","91.8","","","","","50","150",
"IRPSite5-GW-FRB01-20170628","537_MOD","07/11/17","20:23","N","NA","000","13C2-PFHxA","13C2-PFHxA","100","","IS","Yes","Y","","Y","","","","","PCT_REC","","","100","100","100","","","","","50","150",
"IRPSite5-GW-FRB01-20170628","537_MOD","07/11/17","20:23","N","NA","000","13C4-PFHpA","13C4-PFHpA","90.3","","IS","Yes","Y","","Y","","","","","PCT_REC","","","100","90.3","90.3","","","","","50","150",
"IRPSite5-GW-FRB01-20170628","537_MOD","07/11/17","20:23","N","NA","000","18O2-PFHxS","18O2-PFHxS","99.3","","IS","Yes","Y","","Y","","","","","PCT_REC","","","100","99.3","99.3","","","","","50","150",
"IRPSite5-GW-FRB01-20170628","537_MOD","07/11/17","20:23","N","NA","000","13C2-PFOA","13C2-PFOA","93.8","","IS","Yes","Y","","Y","","","","","PCT_REC","","","100","93.8","93.8","","","","","50","150",

"IRPSite5-GW-FRB01-20170628","537_MOD","07/11/17","20:23","N","NA","000","13C8-PFOS","13C8-PFOS","101","","IS","Yes","Y","","Y","","","PCT_REC","","","100","101","101","","","50","150","","",
"IRPSite5-GW-FRB01-20170628","537_MOD","07/11/17","20:23","N","NA","000","13C5-PFNA","13C5-PFNA","86.7","","IS","Yes","Y","","Y","","","PCT_REC","","","100","86.7","86.7","","","50","150","","",
"IRPSite5-GW-FRB01-20170628","537_MOD","07/11/17","20:23","N","NA","000","13C2-PFDA","13C2-PFDA","83.9","","IS","Yes","Y","","Y","","","PCT_REC","","","100","83.9","83.9","","","50","150","","",
"IRPSite5-GW-FRB01-20170628","537_MOD","07/11/17","20:23","N","NA","000","d3-MeFOSAA","d3-MeFOSAA","96.5","","IS","Yes","Y","","Y","","","PCT_REC","","","100","96.5","96.5","","","50","150","150",
"IRPSite5-GW-FRB01-20170628","537_MOD","07/11/17","20:23","N","NA","000","13C2-PFUnA","13C2-PFUnA","90.5","","IS","Yes","Y","","Y","","","PCT_REC","","","100","90.5","90.5","","","50","150","","",
"IRPSite5-GW-FRB01-20170628","537_MOD","07/11/17","20:23","N","NA","000","d5-EtFOSAA","d5-EtFOSAA","86.1","","IS","Yes","Y","","Y","","","PCT_REC","","","100","86.1","86.1","","","50","150",
"IRPSite5-GW-FRB01-20170628","537_MOD","07/11/17","20:23","N","NA","000","13C2-PFDoA","13C2-PFDoA","23.1","","IS","Yes","Y","H","Y","","","PCT_REC","","","100","23.1","23.1","","","50","150",
"IRPSite5-GW-FRB01-20170628","537_MOD","07/11/17","20:23","N","NA","000","13C2-PFTeDA","13C2-PFTeDA","5.20","","IS","Yes","Y","H","Y","","","PCT_REC","","","100","5.20","5.20","","","50","150",
"IRPSite5-GW-04GW81S-20170628","537_MOD","07/11/17","20:34","N","NA","000","375-73-5","PFBS","","","TRG","Yes","N","U","Y","1.85","5.17","8.29","NG_L","NG_L","","","50","150",
"IRPSite5-GW-04GW81S-20170628","537_MOD","07/11/17","20:34","N","NA","000","307-24-4","PERFLUOROHEXANOIC ACID (PFHXA)","","","TRG","Yes","N","U","Y","2.26","5.17","8.29","NG_L","NG_L","","","50","150",
"IRPSite5-GW-04GW81S-20170628","537_MOD","07/11/17","20:34","N","NA","000","375-85-9","PERFLUOROHEPTANOIC ACID (PFHPA)","","","TRG","Yes","N","U","Y","0.612","5.17","8.29","NG_L","NG_L","","","50","150",
"IRPSite5-GW-04GW81S-20170628","537_MOD","07/11/17","20:34","N","NA","000","355-46-4","PERFLUOROHEXANESULFONIC ACID (PFHXS)","","4.38","","TRG","Yes","Y","J","Y","0.981","5.17","8.29","NG_L","NG_L","","","50","150",
"IRPSite5-GW-04GW81S-20170628","537_MOD","07/11/17","20:34","N","NA","000","335-67-1","PERFLUOROOCCTANOIC ACID (PFOA)","","1.43","","TRG","Yes","Y","J","Y","0.674","5.17","8.29","NG_L","NG_L","","","50","150",
"IRPSite5-GW-04GW81S-20170628","537_MOD","07/11/17","20:34","N","NA","000","1763-23-1","HEPTADEC AFLUOROACTANESULFONIC ACID SOLUTION","","1.61","","TRG","Yes","Y","J","Y","0.836","5.17","8.29","NG_L","NG_L","","","50","150",
"IRPSite5-GW-04GW81S-20170628","537_MOD","07/11/17","20:34","N","NA","000","375-95-1","PERFLUORONONANOIC ACID (PFNA)","","","TRG","Yes","N","U","Y","0.839","5.17","8.29","NG_L","NG_L","","","50","150",
"IRPSite5-GW-04GW81S-20170628","537_MOD","07/11/17","20:34","N","NA","000","335-76-2","PERFLUORODECANOIC ACID (PFDA)","","","TRG","Yes","N","U","Y","1.54","5.17","8.29","NG_L","NG_L","","","50","150",

"IRPSite5-GW-04GW81S-20170628","537_MOD","07/11/17","20:34","N","NA","000","13C2-PFDoA","13C2-PFDoA","10.7","","IS","Yes","Y","H","Y","","","","PCT_REC","","","","100","10.7","10.7","","","","50","150"
","*","",""
"IRPSite5-GW-04GW81S-20170628","537_MOD","07/11/17","20:34","N","NA","000","13C2-PFTeDA","13C2-PFTeDA","25.6","","IS","Yes","Y","H","Y","","","","PCT_REC","","","","100","25.6","25.6","","","","50","150"
","*","",""
"IRPSite5-GW-04GW80-20170628","537_MOD","07/11/17","20:44","N","NA","000","375-73-5","PFBS","12.4","","TRG","Yes","Y","","Y","1.88","5.25","8.41","NG_L","NG_L","","","","","","","",""
","*","",""
"IRPSite5-GW-04GW80-20170628","537_MOD","07/11/17","20:44","N","NA","000","307-24-4","PERFLUOROHEXANOIC ACID (PFHXA)","19.5","","TRG","Yes","Y","","Y","2.29","5.25","8.41","NG_L","NG_L","","","","","","",""
","*","",""
"IRPSite5-GW-04GW80-20170628","537_MOD","07/11/17","20:44","N","NA","000","375-85-9","PERFLUOROHEPTANOIC ACID (PFHPA)","7.88","","TRG","Yes","Y","J","Y","0.621","5.25","8.41","NG_L","NG_L","","","","","","",""
","*","",""
"IRPSite5-GW-04GW80-20170628","537_MOD","07/11/17","20:44","N","NA","000","355-46-4","PERFLUOROHEXANESULFONIC ACID (PFHXS)","155","","TRG","Yes","Y","","Y","0.995","5.25","8.41","NG_L","NG_L","","","","","","",""
","*","",""
"IRPSite5-GW-04GW80-20170628","537_MOD","07/11/17","20:44","N","NA","000","335-67-1","PERFLUOROOCCTANOIC ACID (PFOA)","18.9","","TRG","Yes","Y","","Y","0.684","5.25","8.41","NG_L","NG_L","","","","","","",""
","*","",""
"IRPSite5-GW-04GW80-20170628","537_MOD","07/11/17","20:44","N","NA","000","1763-23-1","HEPTADEC AFLUOROACTANESULFONIC ACID SOLUTION","94.3","","TRG","Yes","Y","","Y","0.848","5.25","8.41","NG_L","NG_L","","","","","","",""
","*","",""
"IRPSite5-GW-04GW80-20170628","537_MOD","07/11/17","20:44","N","NA","000","375-95-1","PERFLUORONONANOIC ACID (PFNA)","","","TRG","Yes","N","U","Y","0.851","5.25","8.41","NG_L","NG_L","","","","","","",""
","*","",""
"IRPSite5-GW-04GW80-20170628","537_MOD","07/11/17","20:44","N","NA","000","335-76-2","PERFLUORODECANOIC ACID (PFDA)","","","TRG","Yes","N","U","Y","1.57","5.25","8.41","NG_L","NG_L","","","","","","",""
","*","",""
"IRPSite5-GW-04GW80-20170628","537_MOD","07/11/17","20:44","N","NA","000","2355-31-9","MeFOSAA","","","TRG","Yes","N","U","Y","1.73","5.25","8.41","NG_L","NG_L","","","","","","",""
","*","",""
"IRPSite5-GW-04GW80-20170628","537_MOD","07/11/17","20:44","N","NA","000","2058-94-8","PERFLUOROUNDECANOIC ACID (PFUNA)","","","TRG","Yes","N","U","Y","1.10","5.25","8.41","NG_L","NG_L","","","","","","",""
","*","",""
"IRPSite5-GW-04GW80-20170628","537_MOD","07/11/17","20:44","N","NA","000","2991-50-6","EtFOSAA","","","TRG","Yes","N","U","Y","1.44","5.25","8.41","NG_L","NG_L","","","","","","",""
","*","",""
"IRPSite5-GW-04GW80-20170628","537_MOD","07/11/17","20:44","N","NA","000","307-55-1","PERFLUORODODECANOIC ACID (PFDOA)","","","TRG","Yes","N","U","Y","0.832","5.25","8.41","NG_L","NG_L","","","","","","",""
","*","",""
"IRPSite5-GW-04GW80-20170628","537_MOD","07/11/17","20:44","N","NA","000","72629-94-8","PFTTrDA","","","TRG","Yes","N","U","Y","0.519","5.25","8.41","NG_L","NG_L","","","","","","",""
","*","",""

"IRPSite5-GW-04GW80-20170628","537_MOD","07/11/17","20:44","N","NA","000","376-06-7","PFTeDA","","","TRG","Yes","N","U","Y","0.794","5.25","8.41","NG_L","NG_L","","","","","","","","","","","
","IRPSite5-GW-04GW80-20170628","537_MOD","07/11/17","20:44","N","NA","000","13C3-PFBS","13C3-PFBS","90.6","","IS","Yes","Y","","Y","","","PCT_REC","","","100","90.6","90.6","","","50","150",""
","IRPSite5-GW-04GW80-20170628","537_MOD","07/11/17","20:44","N","NA","000","13C2-PFHxA","13C2-PFHxA","110","","IS","Yes","Y","","Y","","","PCT_REC","","","100","110","110","","","50","150",""
","IRPSite5-GW-04GW80-20170628","537_MOD","07/11/17","20:44","N","NA","000","13C4-PFHpA","13C4-PFHpA","95.0","","IS","Yes","Y","","Y","","","PCT_REC","","","100","95.0","95.0","","","50","150",""
","IRPSite5-GW-04GW80-20170628","537_MOD","07/11/17","20:44","N","NA","000","18O2-PFHxS","18O2-PFHxS","104","","IS","Yes","Y","","Y","","","PCT_REC","","","100","104","104","","","50","150",""
","IRPSite5-GW-04GW80-20170628","537_MOD","07/11/17","20:44","N","NA","000","13C2-PFOA","13C2-PFOA","87.4","","IS","Yes","Y","","Y","","","PCT_REC","","","100","87.4","87.4","","","50","150",""
","IRPSite5-GW-04GW80-20170628","537_MOD","07/11/17","20:44","N","NA","000","13C8-PFOS","13C8-PFOS","111","","IS","Yes","Y","","Y","","","PCT_REC","","","100","111","111","","","50","150",""
","IRPSite5-GW-04GW80-20170628","537_MOD","07/11/17","20:44","N","NA","000","13C5-PFNA","13C5-PFNA","90.7","","IS","Yes","Y","","Y","","","PCT_REC","","","100","90.7","90.7","","","50","150",""
","IRPSite5-GW-04GW80-20170628","537_MOD","07/11/17","20:44","N","NA","000","13C2-PFDA","13C2-PFDA","83.8","","IS","Yes","Y","","Y","","","PCT_REC","","","100","83.8","83.8","","","50","150",""
","IRPSite5-GW-04GW80-20170628","537_MOD","07/11/17","20:44","N","NA","000","d3-MeFOSAA","d3-MeFOSAA","128","","IS","Yes","Y","","Y","","","PCT_REC","","","100","128","128","","","50","150"
","IRPSite5-GW-04GW80-20170628","537_MOD","07/11/17","20:44","N","NA","000","13C2-PFUnA","13C2-PFUnA","90.2","","IS","Yes","Y","","Y","","","PCT_REC","","","100","90.2","90.2","","","50","150",""
","IRPSite5-GW-04GW80-20170628","537_MOD","07/11/17","20:44","N","NA","000","d5-EtFOSAA","d5-EtFOSAA","93.6","","IS","Yes","Y","","Y","","","PCT_REC","","","100","93.6","93.6","","","50","150"
","IRPSite5-GW-04GW80-20170628","537_MOD","07/11/17","20:44","N","NA","000","13C2-PFDoA","13C2-PFDoA","36.6","","IS","Yes","Y","H","Y","","","PCT_REC","","","100","36.6","36.6","","","50","150"
","IRPSite5-GW-04GW80-20170628","537_MOD","07/11/17","20:44","N","NA","000","13C2-PFTeDA","13C2-PFTeDA","26.3","","IS","Yes","Y","H","Y","","","PCT_REC","","","100","26.3","26.3","","","50","150"
","EB02","537_MOD","07/11/17","21:17","N","NA","000","375-73-5","PFBS","","","TRG","Yes","N","U","Y","2.04","5.68","9.13","NG_L","NG_L","","","","","","","",""
","EB02","537_MOD","07/11/17","21:17","N","NA","000","307-24-4","PERFLUOROHEXANOIC ACID (PFHXA)","","","TRG","Yes","N","U","Y","2.49","5.68","9.13","NG_L","NG_L","","","","","",""
","EB02","537_MOD","07/11/17","21:17","N","NA","000","375-85-9","PERFLUOROHEPTANOIC ACID (PFHPA)","","","TRG","Yes","N","U","Y","0.674","5.68","9.13","NG_L","NG_L","","","",""
","EB02","537_MOD","07/11/17","21:17","N","NA","000","355-46-4","PERFLUOROHEXANESULFONIC ACID (PFHXS)","","","TRG","Yes","N","U","Y","1.08","5.68","9.13","NG_L","NG_L","","","",""

"EB02","537_MOD","07/11/17","21:17","N","NA","000","335-67-1","PERFLUOROOCCTANOIC ACID (PFOA)","",,,,,,"TRG","Yes","N","U","Y","0.743","5.68","9.13","NG_L","NG_L",,,,,,,,,,,,,,,,,,,,,,,",,,,,,"

"EB02","537_MOD","07/11/17","21:17","N","NA","000","1763-23-1","HEPTADEC AFLUOROACTANESULFONIC ACID SOLUTION",,,,,,"TRG","Yes","N","U","Y","0.921","5.68","9.13","NG_L","NG_L",,,,,,,,,,,,,,,,,,,,,,,",,,,,,"

"EB02","537_MOD","07/11/17","21:17","N","NA","000","375-95-1","PERFLUORONONANOIC ACID (PFNA)","",,,,,,"TRG","Yes","N","U","Y","0.924","5.68","9.13","NG_L","NG_L",,,,,,,,,,,,,,,,,,,,,,,",,,,,,"

"EB02","537_MOD","07/11/17","21:17","N","NA","000","335-76-2","PERFLUORODECANOIC ACID (PFDA)","",,,,,,"TRG","Yes","N","U","Y","1.70","5.68","9.13","NG_L","NG_L",,,,,,,,,,,,,,,,,,,,,,,",,,,,,"

"EB02","537_MOD","07/11/17","21:17","N","NA","000","2355-31-9","MeFOSAA",,,,,,"TRG","Yes","N","U","Y","1.88","5.68","9.13","NG_L","NG_L",,,,,,,,,,,,,,,,,,,,,,,",,,,,,"

"EB02","537_MOD","07/11/17","21:17","N","NA","000","2058-94-8","PERFLUOROUNDECANOIC ACID (PFUNA)","",,,,,,"TRG","Yes","N","U","Y","1.20","5.68","9.13","NG_L","NG_L",,,,,,,,,,,,,,,,,,,,,,,",,,,,,"

"EB02","537_MOD","07/11/17","21:17","N","NA","000","2991-50-6","EtFOSAA",,,,,,"TRG","Yes","N","U","Y","1.56","5.68","9.13","NG_L","NG_L",,,,,,,,,,,,,,,,,,,,,,,",,,,,,"

"EB02","537_MOD","07/11/17","21:17","N","NA","000","307-55-1","PERFLUORODODECANOIC ACID (PFDOA)","",,,,,,"TRG","Yes","N","U","Y","0.904","5.68","9.13","NG_L","NG_L",,,,,,,,,,,,,,,,,,,,,,,",,,,,,"

"EB02","537_MOD","07/11/17","21:17","N","NA","000","72629-94-8","PFTrDA",,,,,,"TRG","Yes","N","U","Y","0.564","5.68","9.13","NG_L","NG_L",,,,,,,,,,,,,,,,,,,,,,,",,,,,,"

"EB02","537_MOD","07/11/17","21:17","N","NA","000","376-06-7","PFTeDA",,,,,,"TRG","Yes","N","U","Y","0.861","5.68","9.13","NG_L","NG_L",,,,,,,,,,,,,,,,,,,,,,,",,,,,,"

"EB02","537_MOD","07/11/17","21:17","N","NA","000","13C3-PFBS","13C3-PFBS","87.7",,,,,,"IS","Yes","Y",,,,,,"PCT_REC",,,,,,"100","87.7","87.7",,,,,,"50","150",,,,,",,,,,,"

"EB02","537_MOD","07/11/17","21:17","N","NA","000","13C2-PFHxA","13C2-PFHxA","96.9",,,,,,"IS","Yes","Y",,,,,,"PCT_REC",,,,,,"100","96.9","96.9",,,,,,"50","150",,,,,",,,,,,"

"EB02","537_MOD","07/11/17","21:17","N","NA","000","13C4-PFHpA","13C4-PFHpA","89.1",,,,,,"IS","Yes","Y",,,,,,"PCT_REC",,,,,,"100","89.1","89.1",,,,,,"50","150",,,,,",,,,,,"

"EB02","537_MOD","07/11/17","21:17","N","NA","000","18O2-PFHxS","18O2-PFHxS","107",,,,,,"IS","Yes","Y",,,,,,"PCT_REC",,,,,,"100","107","107",,,,,,"50","150",,,,,",,,,,,"

"EB02","537_MOD","07/11/17","21:17","N","NA","000","13C2-PFOA","13C2-PFOA","97.8",,,,,,"IS","Yes","Y",,,,,,"PCT_REC",,,,,,"100","97.8","97.8",,,,,,"50","150",,,,,",,,,,,"

"EB02","537_MOD","07/11/17","21:17","N","NA","000","13C8-PFOS","13C8-PFOS","90.6",,,,,,"IS","Yes","Y",,,,,,"PCT_REC",,,,,,"100","90.6","90.6",,,,,,"50","150",,,,,",,,,,,"

"EB02","537_MOD","07/11/17","21:17","N","NA","000","13C5-PFNA","13C5-PFNA","88.3",,,,,,"IS","Yes","Y",,,,,,"PCT_REC",,,,,,"100","88.3","88.3",,,,,,"50","150",,,,,",,,,,,"

"EB02","537_MOD","07/11/17","21:17","N","NA","000","13C2-PFDA","13C2-PFDA","93.3",,,,,,"IS","Yes","Y",,,,,,"PCT_REC",,,,,,"100","93.3","93.3",,,,,,"50","150",,,,,",,,,,,"

"EB02","537_MOD","07/11/17","21:17","N","NA","000","d3-MeFOSAA","d3-MeFOSAA","115","","IS","Yes","Y","","Y","","","PCT_REC","","","100","115","115","","","50","150"
"EB02","537_MOD","07/11/17","21:17","N","NA","000","13C2-PFUnA","13C2-PFUnA","75.0","","IS","Yes","Y","","Y","","","PCT_REC","","","100","75.0","75.0","","","50","150"
"EB02","537_MOD","07/11/17","21:17","N","NA","000","d5-EtFOSAA","d5-EtFOSAA","88.7","","IS","Yes","Y","","Y","","","PCT_REC","","","100","88.7","88.7","","","50","150"
"EB02","537_MOD","07/11/17","21:17","N","NA","000","13C2-PFDoA","13C2-PFDoA","20.3","","IS","Yes","Y","H","Y","","","PCT_REC","","","100","20.3","20.3","","","50","150"
"EB02","537_MOD","07/11/17","21:17","N","NA","000","13C2-PFTeDA","13C2-PFTeDA","10.9","","IS","Yes","Y","H","Y","","","PCT_REC","","","100","10.9","10.9","","","50","150"
"B7G0014-BLK1","537_MOD","07/11/17","18:37","N","NA","000","375-73-5","PFBS","","TRG","Yes","N","U","Y","1.79","5.00","8.00","NG_L","NG_L","","","50","150"
"B7G0014-BLK1","537_MOD","07/11/17","18:37","N","NA","000","307-24-4","PERFLUOROHEXANOIC ACID (PFHXA)","","TRG","Yes","N","U","Y","2.18","5.00","8.00","NG_L","NG_L","","","50","150"
"B7G0014-BLK1","537_MOD","07/11/17","18:37","N","NA","000","375-85-9","PERFLUOROHEPTANOIC ACID (PFHPA)","","TRG","Yes","N","U","Y","0.591","5.00","8.00","NG_L","NG_L","","","50","150"
"B7G0014-BLK1","537_MOD","07/11/17","18:37","N","NA","000","355-46-4","PERFLUOROHEXANESULFONIC ACID (PFHXS)","","TRG","Yes","N","U","Y","0.947","5.00","8.00","NG_L","NG_L","","","50","150"
"B7G0014-BLK1","537_MOD","07/11/17","18:37","N","NA","000","335-67-1","PERFLUOROOCCTANOIC ACID (PFOA)","","TRG","Yes","N","U","Y","0.651","5.00","8.00","NG_L","NG_L","","","50","150"
"B7G0014-BLK1","537_MOD","07/11/17","18:37","N","NA","000","1763-23-1","HEPTADEC AFLUOROACTANESULFONIC ACID SOLUTION","","TRG","Yes","N","U","Y","0.807","5.00","8.00","NG_L","NG_L","","","50","150"
"B7G0014-BLK1","537_MOD","07/11/17","18:37","N","NA","000","375-95-1","PERFLUORONONANOIC ACID (PFNA)","","TRG","Yes","N","U","Y","0.810","5.00","8.00","NG_L","NG_L","","","50","150"
"B7G0014-BLK1","537_MOD","07/11/17","18:37","N","NA","000","335-76-2","PERFLUORODECANOIC ACID (PFDA)","","TRG","Yes","N","U","Y","1.49","5.00","8.00","NG_L","NG_L","","","50","150"
"B7G0014-BLK1","537_MOD","07/11/17","18:37","N","NA","000","2355-31-9","MeFOSAA","","TRG","Yes","N","U","Y","1.65","5.00","8.00","NG_L","NG_L","","","50","150"
"B7G0014-BLK1","537_MOD","07/11/17","18:37","N","NA","000","2058-94-8","PERFLUOROUNDECANOIC ACID (PFUNA)","","TRG","Yes","N","U","Y","1.05","5.00","8.00","NG_L","NG_L","","","50","150"
"B7G0014-BLK1","537_MOD","07/11/17","18:37","N","NA","000","2991-50-6","EtFOSAA","","TRG","Yes","N","U","Y","1.37","5.00","8.00","NG_L","NG_L","","","50","150"
"B7G0014-BLK1","537_MOD","07/11/17","18:37","N","NA","000","307-55-1","PERFLUORODODECANOIC ACID (PFDOA)","","TRG","Yes","N","U","Y","0.792","5.00","8.00","NG_L","NG_L","","","50","150"
"B7G0014-BLK1","537_MOD","07/11/17","18:37","N","NA","000","72629-94-

8","PFTTrDA","TRG","Yes","N","U","Y","0.494","5.00","8.00","NG_L","NG_L","50","150","70","130","B7G0014-BLK1","537_MOD","07/11/17","18:37","N","NA","000","376-06-7","PFTeDA","TRG","Yes","N","U","Y","0.755","5.00","8.00","NG_L","NG_L","50","150","70","130","B7G0014-BLK1","537_MOD","07/11/17","18:37","N","NA","000","13C3-PFBS","13C3-PFBS","84.6","IS","Yes","Y","Y","PCT_REC","100","84.6","84.6","50","150","70","130","B7G0014-BLK1","537_MOD","07/11/17","18:37","N","NA","000","13C2-PFHxA","13C2-PFHxA","99.1","IS","Yes","Y","Y","PCT_REC","100","99.1","99.1","50","150","70","130","B7G0014-BLK1","537_MOD","07/11/17","18:37","N","NA","000","13C4-PFHpA","13C4-PFHpA","97.9","IS","Yes","Y","Y","PCT_REC","100","97.9","97.9","50","150","70","130","B7G0014-BLK1","537_MOD","07/11/17","18:37","N","NA","000","18O2-PFHxS","18O2-PFHxS","92.4","IS","Yes","Y","Y","PCT_REC","100","92.4","92.4","50","150","70","130","B7G0014-BLK1","537_MOD","07/11/17","18:37","N","NA","000","13C2-PFOA","13C2-PFOA","92.0","IS","Yes","Y","Y","PCT_REC","100","92.0","92.0","50","150","70","130","B7G0014-BLK1","537_MOD","07/11/17","18:37","N","NA","000","13C8-PFOS","13C8-PFOS","96.1","IS","Yes","Y","Y","PCT_REC","100","96.1","96.1","50","150","70","130","B7G0014-BLK1","537_MOD","07/11/17","18:37","N","NA","000","13C5-PFNA","13C5-PFNA","91.6","IS","Yes","Y","Y","PCT_REC","100","91.6","91.6","50","150","70","130","B7G0014-BLK1","537_MOD","07/11/17","18:37","N","NA","000","13C2-PFDA","13C2-PFDA","91.9","IS","Yes","Y","Y","PCT_REC","100","91.9","91.9","50","150","70","130","B7G0014-BLK1","537_MOD","07/11/17","18:37","N","NA","000","d3-MeFOSAA","d3-MeFOSAA","126","IS","Yes","Y","Y","PCT_REC","100","126","126","50","150","70","130","B7G0014-BLK1","537_MOD","07/11/17","18:37","N","NA","000","13C2-PFUnA","13C2-PFUnA","94.1","IS","Yes","Y","Y","PCT_REC","100","94.1","94.1","50","150","70","130","B7G0014-BLK1","537_MOD","07/11/17","18:37","N","NA","000","d5-EtFOSAA","d5-EtFOSAA","83.7","IS","Yes","Y","Y","PCT_REC","100","83.7","83.7","50","150","70","130","B7G0014-BLK1","537_MOD","07/11/17","18:37","N","NA","000","13C2-PFDoA","13C2-PFDoA","29.5","IS","Yes","Y","H","Y","PCT_REC","100","29.5","29.5","50","150","70","130","B7G0014-BLK1","537_MOD","07/11/17","18:37","N","NA","000","13C2-PFTeDA","13C2-PFTeDA","11.3","IS","Yes","Y","H","Y","PCT_REC","100","11.3","11.3","50","150","70","130","B7G0014-BS1","537_MOD","07/11/17","18:04","N","NA","000","375-73-5","PFBS","69.0","TRG","Yes","Y","Y","1.79","5.00","8.00","NG_L","NG_L","80.0","69.0","86.3","70","130","B7G0014-BS1","537_MOD","07/11/17","18:04","N","NA","000","307-24-4","PERFLUOROHEXANOIC ACID (PFHXA)","66.1","TRG","Yes","Y","Y","2.18","5.00","8.00","NG_L","NG_L","80.0","66.1","82.6","70","130","B7G0014-BS1","537_MOD","07/11/17","18:04","N","NA","000","375-85-9","PERFLUOROHEPTANOIC ACID (PFHPA)","63.4","TRG","Yes","Y","Y","0.591","5.00","8.00","NG_L","NG_L","80.0","63.4","79.3","70","130","B7G0014-BS1","537_MOD","07/11/17","18:04","N","NA","000","355-46-4","PERFLUOROHEXANESULFONIC

ACID

(PFHXS),"77.7","","TRG","Yes","Y","","Y","0.947","5.00","8.00","NG_L","NG_L","","","","80.0","77.7","97.2","","",
","","","70","130","","","",""
"B7G0014-BS1","537_MOD","07/11/17","18:04","N","NA","000","335-67-1","PERFLUOROOCTANOIC ACID
(PFOA)","63.6","","TRG","Yes","Y","","Y","0.651","5.00","8.00","NG_L","NG_L","","","","80.0","63.6","79.5","","",
","","","70","130","","","",""
"B7G0014-BS1","537_MOD","07/11/17","18:04","N","NA","000","1763-23-
1","HEPTADEC AFLUOROACTANESULFONIC ACID SOLUTION
","70.5","","TRG","Yes","Y","","Y","0.807","5.00","8.00","NG_L","NG_L","","","","80.0","70.5","88.1","","",
","","","70","130","","","",""
"B7G0014-BS1","537_MOD","07/11/17","18:04","N","NA","000","375-95-1","PERFLUORONONANOIC ACID
(PFNA)","70.7","","TRG","Yes","Y","","Y","0.810","5.00","8.00","NG_L","NG_L","","","","80.0","70.7","88.4","","",
","","","70","130","","","",""
"B7G0014-BS1","537_MOD","07/11/17","18:04","N","NA","000","335-76-2","PERFLUORODECANOIC ACID
(PFDA)","60.3","","TRG","Yes","Y","","Y","1.49","5.00","8.00","NG_L","NG_L","","","","80.0","60.3","75.4","","",
","","","70","130","","","",""
"B7G0014-BS1","537_MOD","07/11/17","18:04","N","NA","000","2355-31-
9","MeFOSAA","69.6","","TRG","Yes","Y","","Y","1.65","5.00","8.00","NG_L","NG_L","","","","80.0","69.6","86.9"
","","","70","130","","","",""
"B7G0014-BS1","537_MOD","07/11/17","18:04","N","NA","000","2058-94-8","PERFLUOROUNDECANOIC ACID
(PFUNA)","59.3","","TRG","Yes","Y","","Y","1.05","5.00","8.00","NG_L","NG_L","","","","80.0","59.3","74.2","","",
","","","70","130","","","",""
"B7G0014-BS1","537_MOD","07/11/17","18:04","N","NA","000","2991-50-
6","EtFOSAA","76.0","","TRG","Yes","Y","","Y","1.37","5.00","8.00","NG_L","NG_L","","","","80.0","76.0","95.0",
","","","70","130","","","",""
"B7G0014-BS1","537_MOD","07/11/17","18:04","N","NA","000","307-55-1","PERFLUORODODECANOIC ACID
(PFDOA)","92.7","","TRG","Yes","Y","","Y","0.792","5.00","8.00","NG_L","NG_L","","","","80.0","92.7","116","","",
","","","70","130","","","",""
"B7G0014-BS1","537_MOD","07/11/17","18:04","N","NA","000","72629-94-
8","PFTTrDA","26.2","","TRG","Yes","Y","H","Y","0.494","5.00","8.00","NG_L","NG_L","","","","80.0","26.2","32.8"
","","","60","130","","","+",""
"B7G0014-BS1","537_MOD","07/11/17","18:04","N","NA","000","376-06-
7","PFTeDA","69.4","","TRG","Yes","Y","","Y","0.755","5.00","8.00","NG_L","NG_L","","","","80.0","69.4","86.8",
","","","70","130","","","",""
"B7G0014-BS1","537_MOD","07/11/17","18:04","N","NA","000","13C3-PFBS","13C3-
PFBS","83.0","","IS","Yes","Y","","Y","","","","PCT_REC","","","","100","83.0","83.0","","","","50","150",
","",""
"B7G0014-BS1","537_MOD","07/11/17","18:04","N","NA","000","13C2-PFHxA","13C2-
PFHxA","110","","IS","Yes","Y","","Y","","","","PCT_REC","","","","100","110","110","","","","50","150",
","",""
"B7G0014-BS1","537_MOD","07/11/17","18:04","N","NA","000","13C4-PFHpA","13C4-
PFHpA","93.5","","IS","Yes","Y","","Y","","","","PCT_REC","","","","100","93.5","93.5","","","","50","150",
","",""
"B7G0014-BS1","537_MOD","07/11/17","18:04","N","NA","000","18O2-PFHxS","18O2-
PFHxS","102","","IS","Yes","Y","","Y","","","","PCT_REC","","","","100","102","102","","","","50","150",
","",""
"B7G0014-BS1","537_MOD","07/11/17","18:04","N","NA","000","13C2-PFOA","13C2-
PFOA","98.8","","IS","Yes","Y","","Y","","","","PCT_REC","","","","100","98.8","98.8","","","","50","150",
","",""
"B7G0014-BS1","537_MOD","07/11/17","18:04","N","NA","000","13C8-PFOS","13C8-
PFOS","103","","IS","Yes","Y","","Y","","","","PCT_REC","","","","100","103","103","","","","50","150",
","",""
"B7G0014-BS1","537_MOD","07/11/17","18:04","N","NA","000","13C5-PFNA","13C5-
PFNA","90.2","","IS","Yes","Y","","Y","","","","PCT_REC","","","","100","90.2","90.2","","","","50","150",
","",""

","",""
"B7G0014-BS1","537_MOD","07/11/17","18:04","N","NA","000","13C2-PFDA","13C2-
PFDA","80.3","","IS","Yes","Y","","Y","","","","PCT_REC","","","","","100","80.3","80.3","","","","","50","150",""
","",""
"B7G0014-BS1","537_MOD","07/11/17","18:04","N","NA","000","d3-MeFOSAA","d3-
MeFOSAA","76.6","","IS","Yes","Y","","Y","","","","PCT_REC","","","","","100","76.6","76.6","","","","","50","15
0","","",""
"B7G0014-BS1","537_MOD","07/11/17","18:04","N","NA","000","13C2-PFUnA","13C2-
PFUnA","73.1","","IS","Yes","Y","","Y","","","","PCT_REC","","","","","100","73.1","73.1","","","","","50","150",""
","",""
"B7G0014-BS1","537_MOD","07/11/17","18:04","N","NA","000","d5-EtFOSAA","d5-
EtFOSAA","59.8","","IS","Yes","Y","","Y","","","","PCT_REC","","","","","100","59.8","59.8","","","","","50","150
","",""
"B7G0014-BS1","537_MOD","07/11/17","18:04","N","NA","000","13C2-PFDoA","13C2-
PFDoA","15.3","","IS","Yes","Y","H","Y","","","","PCT_REC","","","","","100","15.3","15.3","","","","","50","150"
","","+",""
"B7G0014-BS1","537_MOD","07/11/17","18:04","N","NA","000","13C2-PFTeDA","13C2-
PFTeDA","4.40","","IS","Yes","Y","H","Y","","","","PCT_REC","","","","","100","4.40","4.40","","","","","50","15
0","","+",""
"B7G0014-MS1","537_MOD","07/11/17","20:55","N","NA","000","375-73-
5","PFBS","74.1","","TRG","Yes","Y","","Y","1.84","5.12","8.22","NG_L","NG_L","","","12.4","82.2","74.1","75.1",""
","","","70","130","",""
"B7G0014-MS1","537_MOD","07/11/17","20:55","N","NA","000","307-24-4","PERFLUOROHEXANOIC ACID
(PFHXA)","89.5","","TRG","Yes","Y","","Y","2.24","5.12","8.22","NG_L","NG_L","","","19.5","82.2","89.5","85.2",""
","","","70","130","",""
"B7G0014-MS1","537_MOD","07/11/17","20:55","N","NA","000","375-85-9","PERFLUOROHEPTANOIC ACID
(PFHPA)","74.0","","TRG","Yes","Y","","Y","0.607","5.12","8.22","NG_L","NG_L","","","7.88","82.2","74.0","80.5",""
","","","70","130","",""
"B7G0014-MS1","537_MOD","07/11/17","20:55","N","NA","000","355-46-4","PERFLUOROHEXANESULFONIC
ACID
(PFHXS)","236","","TRG","Yes","Y","","Y","0.973","5.12","8.22","NG_L","NG_L","","","155","82.2","236","99.0",""
","","","70","130","",""
"B7G0014-MS1","537_MOD","07/11/17","20:55","N","NA","000","335-67-1","PERFLUOROOCCTANOIC ACID
(PFOA)","88.8","","TRG","Yes","Y","","Y","0.669","5.12","8.22","NG_L","NG_L","","","18.9","82.2","88.8","85.0",""
","","","70","130","",""
"B7G0014-MS1","537_MOD","07/11/17","20:55","N","NA","000","1763-23-
1","HEPTADEC AFLUOROACTANESULFONIC ACID SOLUTION
","190","","TRG","Yes","Y","","Y","0.829","5.12","8.22","NG_L","NG_L","","","94.3","82.2","190","117","","",""
","","70","130","",""
"B7G0014-MS1","537_MOD","07/11/17","20:55","N","NA","000","375-95-1","PERFLUORONONANOIC ACID
(PFNA)","67.1","","TRG","Yes","Y","","Y","0.832","5.12","8.22","NG_L","NG_L","","","82.2","67.1","81.6","",""
","","","70","130","",""
"B7G0014-MS1","537_MOD","07/11/17","20:55","N","NA","000","335-76-2","PERFLUORODECANOIC ACID
(PFDA)","67.7","","TRG","Yes","Y","","Y","1.53","5.12","8.22","NG_L","NG_L","","","82.2","67.7","82.4","",""
","","","70","130","",""
"B7G0014-MS1","537_MOD","07/11/17","20:55","N","NA","000","2355-31-
9","MeFOSAA","72.6","","TRG","Yes","Y","","Y","1.70","5.12","8.22","NG_L","NG_L","","","82.2","72.6","88.3"
","","","70","130","",""
"B7G0014-MS1","537_MOD","07/11/17","20:55","N","NA","000","2058-94-8","PERFLUOROUNDECANOIC ACID
(PFUNA)","59.5","","TRG","Yes","Y","","Y","1.08","5.12","8.22","NG_L","NG_L","","","82.2","59.5","72.4","",""
","","","70","130","",""
"B7G0014-MS1","537_MOD","07/11/17","20:55","N","NA","000","2991-50-
6","EtFOSAA","70.0","","TRG","Yes","Y","","Y","1.41","5.12","8.22","NG_L","NG_L","","","82.2","70.0","85.1",
","","","70","130","",""

"B7G0014-MS1","537_MOD","07/11/17","20:55","N","NA","000","307-55-1","PERFLUORODODECANOIC ACID (PFDOA)","76.4","","TRG","Yes","Y","","Y","0.814","5.12","8.22","NG_L","NG_L","","","","82.2","76.4","93.0","","",
"","","70","130","","",""
"B7G0014-MS1","537_MOD","07/11/17","20:55","N","NA","000","72629-94-8","PFTeDA","48.3","","TRG","Yes","Y","H","Y","0.508","5.12","8.22","NG_L","NG_L","","","","82.2","48.3","58.7",
"","","60","130","","+",""
"B7G0014-MS1","537_MOD","07/11/17","20:55","N","NA","000","376-06-7","PFTeDA","67.5","","TRG","Yes","Y","","Y","0.776","5.12","8.22","NG_L","NG_L","","","","82.2","67.5","82.1",
"","","70","130","","",""
"B7G0014-MS1","537_MOD","07/11/17","20:55","N","NA","000","13C3-PFBS","13C3-PFBS","93.6","","IS","Yes","Y","","Y","","","","PCT_REC","","","","100","93.6","93.6","","","","50","150",
"",""
"B7G0014-MS1","537_MOD","07/11/17","20:55","N","NA","000","13C2-PFHxA","13C2-PFHxA","104","","IS","Yes","Y","","Y","","","","PCT_REC","","","","100","104","104","","","","50","150",
"",""
"B7G0014-MS1","537_MOD","07/11/17","20:55","N","NA","000","13C4-PFHpA","13C4-PFHpA","92.7","","IS","Yes","Y","","Y","","","","PCT_REC","","","","100","92.7","92.7","","","","50","150",
"",""
"B7G0014-MS1","537_MOD","07/11/17","20:55","N","NA","000","18O2-PFHxS","18O2-PFHxS","101","","IS","Yes","Y","","Y","","","","PCT_REC","","","","100","101","101","","","","50","150",
"",""
"B7G0014-MS1","537_MOD","07/11/17","20:55","N","NA","000","13C2-PFOA","13C2-PFOA","101","","IS","Yes","Y","","Y","","","","PCT_REC","","","","100","101","101","","","","50","150",
"",""
"B7G0014-MS1","537_MOD","07/11/17","20:55","N","NA","000","13C8-PFOS","13C8-PFOS","93.5","","IS","Yes","Y","","Y","","","","PCT_REC","","","","100","93.5","93.5","","","","50","150",
"",""
"B7G0014-MS1","537_MOD","07/11/17","20:55","N","NA","000","13C5-PFNA","13C5-PFNA","92.4","","IS","Yes","Y","","Y","","","","PCT_REC","","","","100","92.4","92.4","","","","50","150",
"",""
"B7G0014-MS1","537_MOD","07/11/17","20:55","N","NA","000","13C2-PFDA","13C2-PFDA","98.0","","IS","Yes","Y","","Y","","","","PCT_REC","","","","100","98.0","98.0","","","","50","150",
"",""
"B7G0014-MS1","537_MOD","07/11/17","20:55","N","NA","000","d3-MeFOSAA","d3-MeFOSAA","118","","IS","Yes","Y","","Y","","","","PCT_REC","","","","100","118","118","","","","50","150",
"",""
"B7G0014-MS1","537_MOD","07/11/17","20:55","N","NA","000","13C2-PFUnA","13C2-PFUnA","97.2","","IS","Yes","Y","","Y","","","","PCT_REC","","","","100","97.2","97.2","","","","50","150",
"",""
"B7G0014-MS1","537_MOD","07/11/17","20:55","N","NA","000","d5-EtFOSAA","d5-EtFOSAA","88.2","","IS","Yes","Y","","Y","","","","PCT_REC","","","","100","88.2","88.2","","","","50","150",
"",""
"B7G0014-MS1","537_MOD","07/11/17","20:55","N","NA","000","13C2-PFDoA","13C2-PFDoA","20.8","","IS","Yes","Y","H","Y","","","","PCT_REC","","","","100","20.8","20.8","","","","50","150",
"","+",""
"B7G0014-MS1","537_MOD","07/11/17","20:55","N","NA","000","13C2-PFTeDA","13C2-PFTeDA","12.2","","IS","Yes","Y","H","Y","","","","PCT_REC","","","","100","12.2","12.2","","","","50","150",
"","+",""
"B7G0014-MSD1","537_MOD","07/11/17","21:06","N","NA","000","375-73-5","PFBS","83.4","","TRG","Yes","Y","","Y","1.89","5.30","8.47","NG_L","NG_L","","","12.4","84.7","83.4","83.8",
74.1,"84.7","83.4","83.8","11.0","70","130","25",""
"B7G0014-MSD1","537_MOD","07/11/17","21:06","N","NA","000","307-24-4","PERFLUOROHEXANOIC ACID (PFHXA)","94.6","","TRG","Yes","Y","","Y","2.31","5.30","8.47","NG_L","NG_L","","","19.5","84.7","94.6","88.8",
"89.5","84.7","94.6","88.8","4.14","70","130","25","",""

"B7G0014-MSD1","537_MOD","07/11/17","21:06","N","NA","000","375-85-9","PERFLUOROHEPTANOIC ACID (PFHPA)","76.6","TRG","Yes","Y","Y","0.626","5.30","8.47","NG_L","NG_L","","","7.88","84.7","76.6","81.1","74.0","84.7","76.6","81.1","0.743","70","130","25","",""

"B7G0014-MSD1","537_MOD","07/11/17","21:06","N","NA","000","355-46-4","PERFLUOROHEXANESULFONIC ACID (PFHXS)","241","TRG","Yes","Y","Y","1.00","5.30","8.47","NG_L","NG_L","","","155","84.7","241","102","236","84.7","241","102","2.99","70","130","25","",""

"B7G0014-MSD1","537_MOD","07/11/17","21:06","N","NA","000","335-67-1","PERFLUOROOCCTANOIC ACID (PFOA)","86.6","TRG","Yes","Y","Y","0.689","5.30","8.47","NG_L","NG_L","","","18.9","84.7","86.6","79.9","88.8","84.7","86.6","79.9","6.19","70","130","25","",""

"B7G0014-MSD1","537_MOD","07/11/17","21:06","N","NA","000","1763-23-1","HEPTADEC AFLUOROACTANESULFONIC ACID SOLUTION","197","TRG","Yes","Y","Y","0.854","5.30","8.47","NG_L","NG_L","","","94.3","84.7","197","121","190","84.7","197","121","3.36","70","130","25","",""

"B7G0014-MSD1","537_MOD","07/11/17","21:06","N","NA","000","375-95-1","PERFLUORONONANOIC ACID (PFNA)","67.9","TRG","Yes","Y","Y","0.857","5.30","8.47","NG_L","NG_L","","","84.7","67.9","80.1","67.1","84.7","67.9","80.1","1.86","70","130","25","",""

"B7G0014-MSD1","537_MOD","07/11/17","21:06","N","NA","000","335-76-2","PERFLUORODECANOIC ACID (PFDA)","63.7","TRG","Yes","Y","Y","1.58","5.30","8.47","NG_L","NG_L","","","84.7","63.7","75.2","67.7","84.7","63.7","75.2","9.14","70","130","25","",""

"B7G0014-MSD1","537_MOD","07/11/17","21:06","N","NA","000","2355-31-9","MeFOSAA","76.3","TRG","Yes","Y","Y","1.75","5.30","8.47","NG_L","NG_L","","","84.7","76.3","90.1","72.6","84.7","76.3","90.1","2.02","70","130","25","",""

"B7G0014-MSD1","537_MOD","07/11/17","21:06","N","NA","000","2058-94-8","PERFLUOROUNDECANOIC ACID (PFUNA)","70.9","TRG","Yes","Y","Y","1.11","5.30","8.47","NG_L","NG_L","","","84.7","70.9","83.7","59.5","84.7","70.9","83.7","14.5","70","130","25","",""

"B7G0014-MSD1","537_MOD","07/11/17","21:06","N","NA","000","2991-50-6","EtFOSAA","92.6","TRG","Yes","Y","Y","1.45","5.30","8.47","NG_L","NG_L","","","84.7","92.6","109","70.0","84.7","92.6","109","24.6","70","130","25","",""

"B7G0014-MSD1","537_MOD","07/11/17","21:06","N","NA","000","307-55-1","PERFLUORODODECANOIC ACID (PFDOA)","157","TRG","Yes","Y","H","Y","0.838","5.30","8.47","NG_L","NG_L","","","84.7","157","185","76.4","84.7","157","185","66.2","70","130","25","","*","*"

"B7G0014-MSD1","537_MOD","07/11/17","21:06","N","NA","000","72629-94-8","PFTTrDA","103","TRG","Yes","Y","H","Y","0.523","5.30","8.47","NG_L","NG_L","","","84.7","103","122","48.3","84.7","103","122","70.1","60","130","25","","*"

"B7G0014-MSD1","537_MOD","07/11/17","21:06","N","NA","000","376-06-7","PFTeDA","77.0","TRG","Yes","Y","Y","0.799","5.30","8.47","NG_L","NG_L","","","84.7","77.0","90.9","67.5","84.7","77.0","90.9","10.2","70","130","25","",""

"B7G0014-MSD1","537_MOD","07/11/17","21:06","N","NA","000","13C3-PFBS","13C3-PFBS","89.5","IS","Yes","Y","Y","","","PCT_REC","","","100","89.5","89.5","","","50","150","",""

"B7G0014-MSD1","537_MOD","07/11/17","21:06","N","NA","000","13C2-PFHxA","13C2-PFHxA","108","IS","Yes","Y","Y","","","PCT_REC","","","100","108","108","","","50","150","",""

"B7G0014-MSD1","537_MOD","07/11/17","21:06","N","NA","000","13C4-PFHpA","13C4-PFHpA","92.9","IS","Yes","Y","Y","","","PCT_REC","","","100","92.9","92.9","","","50","150","",""

"B7G0014-MSD1","537_MOD","07/11/17","21:06","N","NA","000","18O2-PFHxS","18O2-PFHxS","100","IS","Yes","Y","Y","","","PCT_REC","","","100","100","100","","","50","150","",""

"B7G0014-MSD1","537_MOD","07/11/17","21:06","N","NA","000","13C2-PFOA","13C2-PFOA","91.8","IS","Yes","Y","Y","","","PCT_REC","","","100","91.8","91.8","","","50","150","",""

"," "" ""
"B7G0014-MSD1","537_MOD","07/11/17","21:06","N","NA","000","13C8-PFOS","13C8-
PFOS","96.7","","IS","Yes","Y","","Y","","","","PCT_REC","","","","","100","96.7","96.7","","","","","","50","150",""
"," "" ""
"B7G0014-MSD1","537_MOD","07/11/17","21:06","N","NA","000","13C5-PFNA","13C5-
PFNA","93.3","","IS","Yes","Y","","Y","","","","PCT_REC","","","","","100","93.3","93.3","","","","","","50","150",""
"," "" ""
"B7G0014-MSD1","537_MOD","07/11/17","21:06","N","NA","000","13C2-PFDA","13C2-
PFDA","94.6","","IS","Yes","Y","","Y","","","","PCT_REC","","","","","100","94.6","94.6","","","","","","50","150",""
"," "" ""
"B7G0014-MSD1","537_MOD","07/11/17","21:06","N","NA","000","d3-MeFOSAA","d3-
MeFOSAA","130","","IS","Yes","Y","","Y","","","","PCT_REC","","","","","100","130","130","","","","","","50","150"
"," "" ""
"B7G0014-MSD1","537_MOD","07/11/17","21:06","N","NA","000","13C2-PFUnA","13C2-
PFUnA","89.3","","IS","Yes","Y","","Y","","","","PCT_REC","","","","","100","89.3","89.3","","","","","","50","150",""
"," "" ""
"B7G0014-MSD1","537_MOD","07/11/17","21:06","N","NA","000","d5-EtFOSAA","d5-
EtFOSAA","78.5","","IS","Yes","Y","","Y","","","","PCT_REC","","","","","100","78.5","78.5","","","","","","50","150"
"," "" ""
"B7G0014-MSD1","537_MOD","07/11/17","21:06","N","NA","000","13C2-PFDaA","13C2-
PFDaA","13.7","","IS","Yes","Y","H","Y","","","","PCT_REC","","","","","100","13.7","13.7","","","","","","50","150"
"," "+" "" ""
"B7G0014-MSD1","537_MOD","07/11/17","21:06","N","NA","000","13C2-PFTeDA","13C2-
PFTeDA","19.2","","IS","Yes","Y","H","Y","","","","PCT_REC","","","","","100","19.2","19.2","","","","","","50","15"
0"," "+" "" ""
"B7G0054-BLK1","537_MOD","07/13/17","17:22","N","NA","000","375-73-
5","PFBS","","TRG","Yes","N","U","Y","1.79","5.00","8.00","NG_L","NG_L","","","","","","","","","",""
"," "" ""
"B7G0054-BLK1","537_MOD","07/13/17","17:22","N","NA","000","307-24-4","PERFLUOROHEXANOIC ACID
(PFHXA)","","TRG","Yes","N","U","Y","2.18","5.00","8.00","NG_L","NG_L","","","","","","","","","",""
"," "" ""
"B7G0054-BLK1","537_MOD","07/13/17","17:22","N","NA","000","375-85-9","PERFLUOROHEPTANOIC ACID
(PFHPA)","","TRG","Yes","N","U","Y","0.591","5.00","8.00","NG_L","NG_L","","","","","","","","","",""
"," "" ""
"B7G0054-BLK1","537_MOD","07/13/17","17:22","N","NA","000","355-46-4","PERFLUOROHEXANESULFONIC
ACID
(PFHXS)","","TRG","Yes","N","U","Y","0.947","5.00","8.00","NG_L","NG_L","","","","","","","","","",""
"," "" ""
"B7G0054-BLK1","537_MOD","07/13/17","17:22","N","NA","000","335-67-1","PERFLUOROOCCTANOIC ACID
(PFOA)","","TRG","Yes","N","U","Y","0.651","5.00","8.00","NG_L","NG_L","","","","","","","","","",""
"," "" ""
"B7G0054-BLK1","537_MOD","07/13/17","17:22","N","NA","000","1763-23-
1","HEPTADEC AFLUOROACTANESULFONIC ACID SOLUTION
","TRG","Yes","N","U","Y","0.807","5.00","8.00","NG_L","NG_L","","","","","","","","","",""
"B7G0054-BLK1","537_MOD","07/13/17","17:22","N","NA","000","375-95-1","PERFLUORONONANOIC ACID
(PFNA)","","TRG","Yes","N","U","Y","0.810","5.00","8.00","NG_L","NG_L","","","","","","","","","",""
"," "" ""
"B7G0054-BLK1","537_MOD","07/13/17","17:22","N","NA","000","335-76-2","PERFLUORODECANOIC ACID
(PFDA)","","TRG","Yes","N","U","Y","1.49","5.00","8.00","NG_L","NG_L","","","","","","","","","",""
"," "" ""
"B7G0054-BLK1","537_MOD","07/13/17","17:22","N","NA","000","2355-31-
9","MeFOSAA","","TRG","Yes","N","U","Y","1.65","5.00","8.00","NG_L","NG_L","","","","","","","","","",""
"," "" ""
"B7G0054-BLK1","537_MOD","07/13/17","17:22","N","NA","000","2058-94-8","PERFLUOROUNDECANOIC

"B7G0054-BS1","537_MOD","07/13/17","16:49","N","NA","000","375-73-5","PFBS","70.7","","TRG","Yes","Y","","Y","1.79","5.00","8.00","NG_L","NG_L","","","","80.0","70.7","88.4","","","","70","130","","","",""

"B7G0054-BS1","537_MOD","07/13/17","16:49","N","NA","000","307-24-4","PERFLUOROHEXANOIC ACID (PFHXA)","73.2","","TRG","Yes","Y","","Y","2.18","5.00","8.00","NG_L","NG_L","","","","80.0","73.2","91.5","","","","70","130","","","",""

"B7G0054-BS1","537_MOD","07/13/17","16:49","N","NA","000","375-85-9","PERFLUOROHEPTANOIC ACID (PFHPA)","68.8","","TRG","Yes","Y","","Y","0.591","5.00","8.00","NG_L","NG_L","","","","80.0","68.8","85.9","","","","70","130","","","",""

"B7G0054-BS1","537_MOD","07/13/17","16:49","N","NA","000","355-46-4","PERFLUOROHEXANESULFONIC ACID (PFHXS)","77.0","","TRG","Yes","Y","","Y","0.947","5.00","8.00","NG_L","NG_L","","","","80.0","77.0","96.2","","","","70","130","","","",""

"B7G0054-BS1","537_MOD","07/13/17","16:49","N","NA","000","335-67-1","PERFLUOROOCCTANOIC ACID (PFOA)","72.0","","TRG","Yes","Y","","Y","0.651","5.00","8.00","NG_L","NG_L","","","","80.0","72.0","90.0","","","","70","130","","","",""

"B7G0054-BS1","537_MOD","07/13/17","16:49","N","NA","000","1763-23-1","HEPTADEC AFLUOROACTANESULFONIC ACID SOLUTION","75.8","","TRG","Yes","Y","","Y","0.807","5.00","8.00","NG_L","NG_L","","","","80.0","75.8","94.7","","","","70","130","","","",""

"B7G0054-BS1","537_MOD","07/13/17","16:49","N","NA","000","375-95-1","PERFLUORONONANOIC ACID (PFNA)","61.7","","TRG","Yes","Y","","Y","0.810","5.00","8.00","NG_L","NG_L","","","","80.0","61.7","77.2","","","","70","130","","","",""

"B7G0054-BS1","537_MOD","07/13/17","16:49","N","NA","000","335-76-2","PERFLUORODECANOIC ACID (PFDA)","74.4","","TRG","Yes","Y","","Y","1.49","5.00","8.00","NG_L","NG_L","","","","80.0","74.4","93.0","","","","70","130","","","",""

"B7G0054-BS1","537_MOD","07/13/17","16:49","N","NA","000","2355-31-9","MeFOSAA","65.3","","TRG","Yes","Y","","Y","1.65","5.00","8.00","NG_L","NG_L","","","","80.0","65.3","81.6","","","","70","130","","","",""

"B7G0054-BS1","537_MOD","07/13/17","16:49","N","NA","000","2058-94-8","PERFLUOROUNDECANOIC ACID (PFUNA)","71.6","","TRG","Yes","Y","","Y","1.05","5.00","8.00","NG_L","NG_L","","","","80.0","71.6","89.5","","","","70","130","","","",""

"B7G0054-BS1","537_MOD","07/13/17","16:49","N","NA","000","2991-50-6","EtFOSAA","102","","TRG","Yes","Y","","Y","1.37","5.00","8.00","NG_L","NG_L","","","","80.0","102","128","","","","70","130","","","",""

"B7G0054-BS1","537_MOD","07/13/17","16:49","N","NA","000","307-55-1","PERFLUORODODECANOIC ACID (PFDOA)","173","","TRG","Yes","Y","H","Y","0.792","5.00","8.00","NG_L","NG_L","","","","80.0","173","216","","","","70","130","","+","",""

"B7G0054-BS1","537_MOD","07/13/17","16:49","N","NA","000","72629-94-8","PFTTrDA","178","","TRG","Yes","Y","H","Y","0.494","5.00","8.00","NG_L","NG_L","","","","80.0","178","222","","","","60","130","","+","",""

"B7G0054-BS1","537_MOD","07/13/17","16:49","N","NA","000","376-06-7","PFTeDA","71.4","","TRG","Yes","Y","","Y","0.755","5.00","8.00","NG_L","NG_L","","","","80.0","71.4","89.2","","","","70","130","","","",""


"B7G0054-BS1","537_MOD","07/13/17","16:49","N","NA","000","13C3-PFBS","13C3-PFBS","97.9","","IS","Yes","Y","","Y","","","","PCT_REC","","","","100","97.9","97.9","","","","50","150","","","",""

"B7G0054-BS1","537_MOD","07/13/17","16:49","N","NA","000","13C2-PFHxA","13C2-PFHxA","87.4","","IS","Yes","Y","","Y","","","","PCT_REC","","","","100","87.4","87.4","","","","50","150","","","",""

"B7G0054-BS1","537_MOD","07/13/17","16:49","N","NA","000","13C4-PFHpA","13C4-PFHpA","73.9","","IS","Yes","Y","","Y","","","","PCT_REC","","","","100","73.9","73.9","","","","50","150","","","",""

"B7G0054-BS1","537_MOD","07/13/17","16:49","N","NA","000","18O2-PFHxS","18O2-

PFHxS", "87.8", "", "IS", "Yes", "Y", "", "Y", "", "", "", "PCT_REC", "", "", "", "100", "87.8", "87.8", "", "", "", "50", "150", ""
"B7G0054-BS1", "537_MOD", "07/13/17", "16:49", "N", "NA", "000", "13C2-PFOA", "13C2-
PFOA", "73.5", "", "IS", "Yes", "Y", "", "Y", "", "", "PCT_REC", "", "", "", "100", "73.5", "73.5", "", "", "", "50", "150", ""
"B7G0054-BS1", "537_MOD", "07/13/17", "16:49", "N", "NA", "000", "13C8-PFOS", "13C8-
PFOS", "86.6", "", "IS", "Yes", "Y", "", "Y", "", "", "PCT_REC", "", "", "", "100", "86.6", "86.6", "", "", "", "50", "150", ""
"B7G0054-BS1", "537_MOD", "07/13/17", "16:49", "N", "NA", "000", "13C5-PFNA", "13C5-
PFNA", "75.8", "", "IS", "Yes", "Y", "", "Y", "", "", "PCT_REC", "", "", "", "100", "75.8", "75.8", "", "", "", "50", "150", ""
"B7G0054-BS1", "537_MOD", "07/13/17", "16:49", "N", "NA", "000", "13C2-PFDA", "13C2-
PFDA", "79.6", "", "IS", "Yes", "Y", "", "Y", "", "", "PCT_REC", "", "", "", "100", "79.6", "79.6", "", "", "", "50", "150", ""
"B7G0054-BS1", "537_MOD", "07/13/17", "16:49", "N", "NA", "000", "d3-MeFOSAA", "d3-
MeFOSAA", "84.2", "", "IS", "Yes", "Y", "", "Y", "", "", "PCT_REC", "", "", "", "100", "84.2", "84.2", "", "", "", "50", "150", ""
"B7G0054-BS1", "537_MOD", "07/13/17", "16:49", "N", "NA", "000", "13C2-PFUnA", "13C2-
PFUnA", "64.2", "", "IS", "Yes", "Y", "", "Y", "", "", "PCT_REC", "", "", "", "100", "64.2", "64.2", "", "", "", "50", "150", ""
"B7G0054-BS1", "537_MOD", "07/13/17", "16:49", "N", "NA", "000", "d5-EtFOSAA", "d5-
EtFOSAA", "43.6", "", "IS", "Yes", "Y", "H", "Y", "", "", "PCT_REC", "", "", "", "100", "43.6", "43.6", "", "", "", "50", "150", ""
"B7G0054-BS1", "537_MOD", "07/13/17", "16:49", "N", "NA", "000", "13C2-PFDoA", "13C2-
PFDoA", "33.3", "", "IS", "Yes", "Y", "H", "Y", "", "", "PCT_REC", "", "", "", "100", "33.3", "33.3", "", "", "", "50", "150", ""
"B7G0054-BS1", "537_MOD", "07/13/17", "16:49", "N", "NA", "000", "13C2-PFTeDA", "13C2-
PFTeDA", "212", "", "IS", "Yes", "Y", "H", "Y", "", "", "PCT_REC", "", "", "", "100", "212", "212", "", "", "", "50", "150", ""



LABORATORY DATA CONSULTANTS, INC.

2701 Loker Ave. West, Suite 220, Carlsbad, CA 92010 Bus: 760-827-1100 Fax: 760-827-1099

AMEC Foster Wheeler, Inc.
7376 SW Durham Road
Portland, OR 97224
Attn: Ms. Medora Hackler

August 8, 2017

SUBJECT: White Oak, Data Validation

Dear Ms. Hackler,

Enclosed are the final validation reports for the fraction listed below. These SDGs were received on August 2, 2017. Attachment 1 is a summary of the samples that were reviewed for each analysis.

LDC Project #39198:

<u>SDG #</u>	<u>Fraction</u>
1700803, 1700804, 1700887	Perfluorinated Alkyl Acids

The data validation was performed under Stage 2B & 4 guidelines. The analyses were validated using the following documents, as applicable to each method:

- Final Sampling and Analysis Plan for Initial Assessment of Perf-fluorinated Compounds or Per-and Polyfluoralkyl Substances Sites at Various Base Realignment and Closure Installations, June 2017
- U.S. Department of Defense Quality Systems Manual for Environmental Laboratories, Version 5.1, 2017
- USEPA National Functional Guidelines (NFG) for Organic Superfund Methods Data Review, January 2017
- EPA SW 846, Third Edition, Test Methods for Evaluating Solid Waste, update 1, July 1992; update IIA, August 1993; update II, September 1994; update IIB, January 1995; update III, December 1996; update IIIA, April 1998; IIIB, November 2004; update IV, February 2007; update V, July 2014

Please feel free to contact us if you have any questions.

Sincerely,

Pei Geng
Project Manager/Senior Chemist

Client Select Stage 2B/4 LDC #39198 (AMEC Foster Wheeler - San Diego, CA / White Oak)

LDC	SDG#	DATE REC'D	(1) DATE DUE	PFAs (537)		W		S		W		S		W		S		W		S		W		S		W		S		W		S		W		S		
				W	S	W	S	W	S	W	S	W	S	W	S	W	S	W	S	W	S	W	S	W	S	W	S	W	S	W	S	W	S	W	S			
Matrix: Water/Soil																																						
A	1700803	08/02/17	08/09/17	5	0																																	
B	1700804	08/02/17	08/09/17	8	0																																	
B	1700804	08/02/17	08/09/17	1	0																																	
C	1700887	08/02/17	08/09/17	4	0																																	
C	1700887	08/02/17	08/09/17	1	0																																	

**Laboratory Data Consultants, Inc.
Data Validation Report**

Project/Site Name: White Oak
LDC Report Date: August 4, 2017
Parameters: Perfluorinated Alkyl Acids
Validation Level: Stage 2B
Laboratory: Vista Analytical Laboratory
Sample Delivery Group (SDG): 1700803

Sample Identification	Laboratory Sample Identification	Matrix	Collection Date
IRPSite7-GW-46GW205-20170628	1700803-03	Water	06/28/17
IRPSite7-GW-FD01-20170628	1700803-04	Water	06/28/17
IRPSite7-GW-07GW202-20170628	1700803-05	Water	06/28/17
IRPSite5-GW-04GW81S-20170628	1700803-08	Water	06/28/17
IRPSite5-GW-04GW80-20170628	1700803-09	Water	06/28/17
IRPSite5-GW-04GW80-20170628MS	1700803-09MS	Water	06/28/17
IRPSite5-GW-04GW80-20170628MSD	1700803-09MSD	Water	06/28/17

Introduction

This Data Validation Report (DVR) presents data validation findings and results for the associated samples listed on the cover page. Data validation was performed in accordance with the Final Sampling and Analysis Plan (Field Sampling and Analysis Plan) for Initial Assessment of Perf-fluorinated Compounds (PFCS) or Per- and Polyfluoralkyl Substances (PFAS) Sites at Various Base Realignment and Closure (BRAC) Installations (June 2017), the U.S. Department of Defense (DoD) Quality Systems Manual (QSM) for Environmental Laboratories, Version 5.1 (2017), and a modified outline of the USEPA National Functional Guidelines (NFG) for Organic Superfund Methods Data Review (January 2017). Where specific guidance was not available, the data has been evaluated in a conservative manner consistent with industry standards using professional experience.

The analyses were performed by the following method:

Perfluorinated Alkyl Acids by Environmental Protection Agency (EPA) Method 537

All sample results were subjected to Stage 2B data validation, which comprises an evaluation of quality control (QC) summary results.

The following are definitions of the data qualifiers utilized during data validation:

- J (Estimated): The compound or analyte was analyzed for and positively identified by the laboratory; however the reported concentration is estimated due to non-conformances discovered during data validation.
- U (Non-detected): The compound or analyte was analyzed for and positively identified by the laboratory; however the compound or analyte should be considered non-detected at the reported concentration due to the presence of contaminants detected in the associated blank(s).
- UJ (Non-detected estimated): The compound or analyte was reported as not detected by the laboratory; however the reported quantitation/detection limit is estimated due to non-conformances discovered during data validation.
- R (Rejected): The sample results were rejected due to gross non-conformances discovered during data validation. Data qualified as rejected is not usable.
- NA (Not Applicable): The non-conformance discovered during data validation demonstrates a high bias, while the affected compound or analyte in the associated sample(s) was reported as not detected by the laboratory and did not warrant the qualification of the data.

A qualification summary table is provided at the end of this report if data has been qualified. Flags are classified as P (protocol) or A (advisory) to indicate whether the flag is due to a laboratory deviation from a specified protocol or is of technical advisory nature.

I. Sample Receipt and Technical Holding Times

All samples were received in good condition and cooler temperatures upon receipt met validation criteria.

All technical holding time requirements were met.

II. LC/MS Instrument Performance Check

Instrument performance check was performed prior to initial calibration.

III. Initial Calibration and Initial Calibration Verification

Initial calibration was performed as required by the method.

For compounds where average relative response factors (RRFs) were utilized, the percent relative standard deviations (%RSD) were less than or equal to 20.0%.

In the case where the laboratory used a calibration curve to evaluate the compounds, all coefficients of determination (r^2) were greater than or equal to 0.990.

For each calibration point, the percent differences (%D) of its true value were less than or equal to 30.0% for all compounds with the following exceptions:

Date	Standard	Compound	%D	Associated Samples	Flag	- A or P
07/10/17	ICAL-CS02	PFD _o A	-56.9	All samples in SDG 1700803	UJ (all non-detects)	P
07/10/17	ICAL-CS2	PFD _o A	+36.9	All samples in SDG 1700803	NA	-

The percent differences (%D) of the initial calibration verification (ICV) standard were less than or equal to 30.0% for all compounds.

IV. Continuing Calibration

Continuing calibration was performed at required frequencies.

The percent differences (%D) were less than or equal to 30.0% for all compounds.

V. Laboratory Blanks

Laboratory blanks were analyzed as required by the method. No contaminants were found in the laboratory blanks.

VI. Field Blanks

Samples IRPSite7-GW-FRB01-20170628 and IRPSite5-GW-FRB01-20170628 were identified as field rinsate blanks. No contaminants were found.

Samples EB01 and EB02 were identified as equipment blanks. No contaminants were found.

Sample SB01 was identified as a source blank. No contaminants were found.

VII. Surrogates

Surrogates were not performed for this SDG.

VIII. Matrix Spike/Matrix Spike Duplicates

Matrix spike (MS) and matrix spike duplicate (MSD) sample analysis was performed on an associated project sample. Percent recoveries (%R) were within QC limits with the following exceptions:

Spike ID (Associated Samples)	Compound	MS (%R) (Limits)	MSD (%R) (Limits)	Flag	A or P
IRPSite5-GW-04GW80-20170628MS/MSD (IRPSite5-GW-04GW80-20170628)	PFD _o A	-	185 (70-130)	NA	-

Relative percent differences (RPD) were within QC limits with the following exceptions:

Spike ID (Associated Samples)	Compound	RPD (Limits)	Flag	A or P
IRPSite5-GW-04GW80-20170628MS/MSD (IRPSite5-GW-04GW80-20170628)	PFD _o A PFT _r DA	66.2 (≤30) 70.1 (≤30)	NA	-

IX. Ongoing Precision Recovery Samples

Ongoing precision recovery (OPR) samples were analyzed as required by the method. Percent recoveries (%R) were within QC limits.

X. Field Duplicates

Samples IRPSite7-GW-46GW205-20170628 and IRPSite7-GW-FD01-20170628 were identified as field duplicates. No results were detected in any of the samples with the following exceptions:

Compound	Concentration (ng/L)		RPD (Limits)	Differences (Limits)	Flag	A or P
	IRPSite7-GW-46GW205-20170628	IRPSite7-GW-FD01-20170628				
PFBS	6.05	2.48	-	3.57 (≤8.49)	-	-
PFHpA	2.92	4.95	-	2.03 (≤8.49)	-	-
PFHxS	7.69	20.2	-	12.51 (≤8.49)	J (all detects)	A
PFOA	7.05	15.2	-	8.15 (≤8.49)	-	-
PFOS	6.07	22.6	-	16.53 (≤8.49)	J (all detects)	A
PFHxA	5.30U	8.15	-	2.85 (≤8.49)	-	-
PFNA	5.30U	1.02	-	4.28 (≤8.49)	-	-

XI. Internal Standards

All internal standard areas and retention times were within QC limits with the following exceptions:

Sample	Internal Standards	Area (Limits)	Affected Compound	Flag	A or P
IRPSite7-GW-46GW205-20170628	¹³ C ₂ -PFDoA ¹³ C ₂ -PFTeDA	4.20 (50-150) 4.90 (50-150)	PFDoA PFTrDA PFTeDA	UJ (all non-detects) UJ (all non-detects) UJ (all non-detects)	P
IRPSite7-GW-FD01-20170628	¹³ C ₂ -PFDoA ¹³ C ₂ -PFTeDA	19.4 (50-150) 9.60 (50-150)	PFDoA PFTrDA PFTeDA	UJ (all non-detects) UJ (all non-detects) UJ (all non-detects)	P
IRPSite7-GW-07GW202-20170628	¹³ C ₂ -PFDoA ¹³ C ₂ -PFTeDA	31.2 (50-150) 20.1 (50-150)	PFDoA PFTrDA PFTeDA	UJ (all non-detects) UJ (all non-detects) UJ (all non-detects)	P
IRPSite5-GW-04GW81S-20170628	¹³ C ₂ -PFDoA ¹³ C ₂ -PFTeDA	10.7 (50-150) 25.6 (50-150)	PFDoA PFTrDA PFTeDA	UJ (all non-detects) UJ (all non-detects) UJ (all non-detects)	P
IRPSite5-GW-04GW80-20170628	¹³ C ₂ -PFDoA ¹³ C ₂ -PFTeDA	36.6 (50-150) 26.3 (50-150)	PFDoA PFTrDA PFTeDA	UJ (all non-detects) UJ (all non-detects) UJ (all non-detects)	P

XII. Compound Quantitation

The laboratory limit of quantitation (LOQ) and limit of detection (LOD) with no moisture or dilution are higher than the QAPP LOQ and LOD.

The laboratory detection limit (DL) with no moisture or dilution for PFOS is higher than the QAPP DL.

Raw data were not reviewed for Stage 2B validation.

XIII. Target Compound Identifications

Raw data were not reviewed for Stage 2B validation.

XIV. System Performance

Raw data were not reviewed for Stage 2B validation.

XV. Overall Assessment of Data

The analysis was conducted within all specifications of the method. No results were rejected in this SDG.

Due to initial calibration %D, field duplicate differences, and internal standards area, data were qualified as estimated in five samples.

The quality control criteria reviewed, other than those discussed above, were met and are considered acceptable. Sample results that were found to be estimated (J) are usable for limited purposes only. Based upon the data validation all other results are considered valid and usable for all purposes.

White Oak

Perfluorinated Alkyl Acids - Data Qualification Summary - SDG 1700803

Sample	Compound	Flag	A or P	Reason
IRPSite7-GW-46GW205-20170628 IRPSite7-GW-FD01-20170628 IRPSite7-GW-07GW202-20170628 IRPSite5-GW-04GW81S-20170628 IRPSite5-GW-04GW80-20170628	PFDoA	UJ (all non-detects)	P	Initial calibration (%D)
IRPSite7-GW-46GW205-20170628 IRPSite7-GW-FD01-20170628	PFHxS PFOS	J (all detects) J (all detects)	A	Field duplicates (RPD)
IRPSite7-GW-46GW205-20170628 IRPSite7-GW-FD01-20170628 IRPSite7-GW-07GW202-20170628 IRPSite5-GW-04GW81S-20170628 IRPSite5-GW-04GW80-20170628	PFDoA PFTTrDA PFTeDA	UJ (all non-detects) UJ (all non-detects) UJ (all non-detects)	P	Internal standards (area)

White Oak

Perfluorinated Alkyl Acids - Laboratory Blank Data Qualification Summary - SDG 1700803

No Sample Data Qualified in this SDG

LDC #: 39198A96

VALIDATION COMPLETENESS WORKSHEET

Date: 8/2/17

SDG #: 1700803

Stage 2B

Page: 1 of 1

Laboratory: Vista Analytical Laboratory

Reviewer: CV

2nd Reviewer: PT

METHOD: LCMS Perfluorinated Alkyl Acids (EPA Method 537)

The samples listed below were reviewed for each of the following validation areas. Validation findings are noted in attached validation findings worksheets.

	Validation Area		Comments
I.	Sample receipt/Technical holding times	A	
II.	LC/MS Instrument performance check	A	
III.	Initial calibration/ICV	AA A	RSD ≤ 20% . γ, = 39% [*] ICV ≤ 30%
IV.	Continuing calibration	A	RSD ≤ 30%
V.	Laboratory Blanks	A	
VI.	Field blanks	ND	SB=1. EB=2. 10. FB=6.7
VII.	Surrogate spikes	N	
VIII.	Matrix spike/Matrix spike duplicates	SW	
IX.	Laboratory control samples	A	OPR
X.	Field duplicates	SW	D=3+4
XI.	Internal standards	SW	
XII.	Compound quantitation RL/LOQ/LODs	SW	
XIII.	Target compound identification	N	
XIV.	System performance	N	
XV.	Overall assessment of data	A	

Note: A = Acceptable
N = Not provided/applicable
SW = See worksheet

ND = No compounds detected
R = Rinsate
FB = Field blank

D = Duplicate
TB = Trip blank
EB = Equipment blank

SB=Source blank
OTHER:

	Client ID	Lab ID	Matrix	Date
1	SB01	1700803-01	Water	06/28/17
2	EB01	1700803-02	Water	06/28/17
3	IRPSite7-GW-46GW205-20170628	1700803-03	Water	06/28/17
4	IRPSite7-GW-FD01-20170628	1700803-04	Water	06/28/17
5	IRPSite7-GW-07GW202-20170628	1700803-05	Water	06/28/17
6	IRPSite7-GW-FRB01-20170628	1700803-06	Water	06/28/17
7	IRPSite5-GW-FRB01-20170628	1700803-07	Water	06/28/17
8	IRPSite5-GW-04GW81S-20170628	1700803-08	Water	06/28/17
9	IRPSite5-GW-04GW80-20170628	1700803-09	Water	06/28/17
10	EB02	1700803-10	Water	06/28/17
11	IRPSite5-GW-04GW80-20170628MS	1700803-09MS	Water	06/28/17
12	IRPSite5-GW-04GW80-20170628MSD	1700803-09MSD	Water	06/28/17
13				

* 30% for each calibration pt. and 50% for lowest pt.

TARGET COMPOUND WORKSHEET

METHOD: PFOS/PFOAs

A. Perfluorohexanoic acid (PFHxA)				
B. Perfluoroheptanoic acid (PFHpA)				
C. Perfluorooctanoic acid (PFOA)				
D. Perfluorononanoic acid (PFNA)				
E. Perfluorodecanoic acid (PFDA)				
F. Perfluoroundecanoic acid (PFUnA)				
G. Perfluorododecanoic acid (PFDoA)				
H. Perfluorotridecanoic acid (PFTriA)				
I. Perfluorotetradecanoic acid (PFTeA)				
J. Perfluorobutanesulfonic acid (PFBS)				
K. Perfluorohexanesulfonic acid (PFHxS)				
L. Perfluorheptanesulfonic acid (PFHpS)				
M. Perfluorooctanesulfonic acid (PFOS)				
N. Perfluorodecanesulfonic acid (PFDS)				
O. Perfluorooctane Sulfonamide (FOSA)				
P. Perfluorobutanoic acid (PFBA)				
Q. Perfluoropentanoic acid (PFPeA)				
R. 6:2FTS				
S. 8:2FTS				

LDC#: 3998A76

VALIDATION FINDINGS WORKSHEET
Field Duplicates

Page: 1 of 1
 Reviewer: [Signature]
 2nd Reviewer: [Signature]

METHOD: PFCs (Method 537 mod)

Compound	Concentration (ng/L)		(<=30) RPD	Difference	Limits	Qual
	3	4				
J	6.05	2.48		3.57	<=8.49	
B	2.92	4.95		2.03	<=8.49	
K	7.69	20.2		12.51	<=8.49	<u>Not/A</u>
C	7.05	15.2		8.15	<=8.49	
M	6.07	22.6		16.53	<=8.49	<u>Not/A</u>
A	5.30U	8.15		2.85	<=8.49	
D	5.30U	1.02		4.28	<=8.49	

VALIDATION FINDINGS WORKSHEET
Internal Standards

METHOD: LC/MS PFCs

Please see qualifications below for all questions answered "N". Not applicable questions are identified as "N/A".

Y N N/A Were all internal standard area counts within 50-150% limits?

Y N N/A Were the retention times of the internal standards within +/- 30 seconds of the retention times of the associated calibration standard?

#	Date	Sample ID	Internal Standard	Area (Limits)	RT (Limits)	Qualifications
		BT40014-B4	13C2-PFDoA	29.5 (50-150)		✓/N/A/P (PFDoA) ✓ (PFTrDA) ✓ (PFTeDA)
			13C2-PFTeDA	11.3 ↓		
		BT40054-B4	13C2-PFDoA	14.0 (50-150)		✓/N/A/P (PFDoA) ✓ (PFTrDA) ✓ (PFTeDA)
			13C2-PFTeDA	39.8 ↓		
		3	13C2-PFDoA	4.20 (50-150)		✓/N/A/P* (NO)
			13C2-PFTeDA	4.90 (50-150)		
		4		19.4 9.60		↓ No Qual
		5		31.2 20.1		
		8		10.7 25.6		
		9		36.6 26.3		
		11 (MS)		28.8 12.2		

(* PFDoA, PFTrDA, PFTeDA)

Laboratory Data Consultants, Inc. Data Validation Report

Project/Site Name: White Oak

LDC Report Date: August 4, 2017

Parameters: Perfluorinated Alkyl Acids

Validation Level: Stage 2B & 4

Laboratory: Vista Analytical Laboratory

Sample Delivery Group (SDG): 1700804

Sample Identification	Laboratory Sample Identification	Matrix	Collection Date
IRPSite7-GW-07GW41-20170629	1700804-01	Water	06/29/17
IRPSite5-GW-05GW01-20170629	1700804-02	Water	06/29/17
IRPSite5-GW-FD01-20170629	1700804-03	Water	06/29/17
IRPSite33-GW-11MW204D-20170629	1700804-05	Water	06/29/17
IRPSite33-GW-11MW204S 20170629	1700804-06	Water	06/29/17
Bldg 110-GW-11MW205D-20170629	1700804-07	Water	06/29/17
Bldg 110-GW-11MW205S 20170629	1700804-09	Water	06/29/17
IRPSite7-GW-07GW102 20170629**	1700804-10**	Water	06/29/17
IRPSite5-GW-04GW82-20170629	1700804-11	Water	06/29/17

**Indicates sample underwent Stage 4 validation

Introduction

This Data Validation Report (DVR) presents data validation findings and results for the associated samples listed on the cover page. Data validation was performed in accordance with the Final Sampling and Analysis Plan (Field Sampling and Analysis Plan) for Initial Assessment of Perfluorinated Compounds (PFCS) or Per- and Polyfluoroalkyl Substances (PFAS) Sites at Various Base Realignment and Closure (BRAC) Installations (June 2017), the U.S. Department of Defense (DoD) Quality Systems Manual (QSM) for Environmental Laboratories, Version 5.1 (2017), and a modified outline of the USEPA National Functional Guidelines (NFG) for Organic Superfund Methods Data Review (January 2017). Where specific guidance was not available, the data has been evaluated in a conservative manner consistent with industry standards using professional experience.

The analyses were performed by the following method:

Perfluorinated Alkyl Acids by Environmental Protection Agency (EPA) Method 537

All sample results were subjected to Stage 2B data validation, which comprises an evaluation of quality control (QC) summary results. Samples appended with a double asterisk on the cover page were subjected to Stage 4 data validation, which is comprised of the QC summary forms as well as the raw data, to confirm sample quantitation and identification.

The following are definitions of the data qualifiers utilized during data validation:

- J (Estimated): The compound or analyte was analyzed for and positively identified by the laboratory; however the reported concentration is estimated due to non-conformances discovered during data validation.
- U (Non-detected): The compound or analyte was analyzed for and positively identified by the laboratory; however the compound or analyte should be considered non-detected at the reported concentration due to the presence of contaminants detected in the associated blank(s).
- UJ (Non-detected estimated): The compound or analyte was reported as not detected by the laboratory; however the reported quantitation/detection limit is estimated due to non-conformances discovered during data validation.
- R (Rejected): The sample results were rejected due to gross non-conformances discovered during data validation. Data qualified as rejected is not usable.
- NA (Not Applicable): The non-conformance discovered during data validation demonstrates a high bias, while the affected compound or analyte in the associated sample(s) was reported as not detected by the laboratory and did not warrant the qualification of the data.

A qualification summary table is provided at the end of this report if data has been qualified. Flags are classified as P (protocol) or A (advisory) to indicate whether the flag is due to a laboratory deviation from a specified protocol or is of technical advisory nature.

I. Sample Receipt and Technical Holding Times

All samples were received in good condition and cooler temperatures upon receipt met validation criteria.

All technical holding time requirements were met.

II. LC/MS Instrument Performance Check

Instrument performance check was performed prior to initial calibration.

III. Initial Calibration and Initial Calibration Verification

Initial calibration was performed as required by the method.

For compounds where average relative response factors (RRFs) were utilized, the percent relative standard deviations (%RSD) were less than or equal to 20.0%.

In the case where the laboratory used a calibration curve to evaluate the compounds, all coefficients of determination (r^2) were greater than or equal to 0.990.

For each calibration point, the percent differences (%D) of its true value were less than or equal to 30.0% for all compounds with the following exceptions:

Date	Standard	Compound	%D	Associated Samples	Flag	A or P
07/10/17	ICAL-CS02	PFD _o A	-56.9	All samples in SDG 1700804	UJ (all non-detects)	P
07/10/17	ICAL-CS2	PFD _o A	+36.9	All samples in SDG 1700804	NA	-

The percent differences (%D) of the initial calibration verification (ICV) standard were less than or equal to 30.0% for all compounds.

IV. Continuing Calibration

Continuing calibration was performed at required frequencies.

The percent differences (%D) were less than or equal to 30.0% for all compounds with the following exceptions:

Date	Standard	Compound	%D	Associated Samples	Flag	A or P
07/13/17	170713M1_20	PFD _o A	+98.0	All samples in SDG 1700804	NA	-

Date	Standard	Compound	%D	Associated Samples	Flag	A or P
07/13/17	170713M1_35	PFD _o A	+135	IRPSite5-GW-04GW82-20170629	NA	-

V. Laboratory Blanks

Laboratory blanks were analyzed as required by the method. No contaminants were found in the laboratory blanks.

VI. Field Blanks

Samples IRPSite7-GW-FRB01-20170628, IRPSite5-GW-FRB01-20170628 (both from SDG 1700803), IRPSite33-GW-FRB01-20170629, and Bldg 110-GW-FRB01 20170629 were identified as field rinsate blanks. No contaminants were found.

Sample SB01 (from SDG 1700803) was identified as a source blank. No contaminants were found.

VII. Surrogates

Surrogates were not performed for this SDG.

VIII. Matrix Spike/Matrix Spike Duplicates

The laboratory has indicated that there were no matrix spike (MS) and matrix spike duplicate (MSD) analyses specified for the samples in this SDG, and therefore matrix spike and matrix spike duplicate analyses were not performed for this SDG.

IX. Ongoing Precision Recovery Samples

Ongoing precision recovery (OPR) samples were analyzed as required by the method. Percent recoveries (%R) were within QC limits.

X. Field Duplicates

Samples IRPSite5-GW-05GW01-20170629 and IRPSite5-GW-FD01-20170629 were identified as field duplicates. No results were detected in any of the samples with the following exceptions:

Compound	Concentration (ng/L)		RPD (Limits)	Differences (Limits)	Flag	A or P
	IRPSite5-GW-05GW01-20170629	IRPSite5-GW-FD01-20170629				
PFHxA	6.98	6.86	-	0.12 (≤8.88)	-	-
PFHpA	3.96	3.17	-	0.79 (≤8.88)	-	-

Compound	Concentration (ng/L)		RPD (Limits)	Differences (Limits)	Flag	A or P
	IRPSite5-GW-05GW01-20170629	IRPSite5-GW-FD01-20170629				
PFHxS	61.1	64.9	6 (≤30)	-	-	-
PFOA	48.8	51.3	5 (≤30)	-	-	-
PFOS	205	199	3 (≤30)	-	-	-
PFNA	3.24	2.82	-	0.42 (≤8.88)	-	-
PFBS	5.43U	2.30	-	3.13 (≤8.88)	-	-

XI. Internal Standards

All internal standard areas and retention times were within QC limits with the following exceptions:

Sample	Internal Standards	Area (Limits)	Affected Compound	Flag	A or P
IRPSite5-GW-05GW01-20170629	¹³ C ₂ -PFDoA	37.4 (50-150)	PFDoA PFTriA	UJ (all non-detects) UJ (all non-detects)	P
IRPSite33-GW-11MW204D-20170629	¹³ C ₂ -PFDoA	37.4 (50-150)	PFDoA PFTriA	UJ (all non-detects) UJ (all non-detects)	P
Bldg 110-GW-11MW205D-20170629	¹³ C ₂ -PFDoA	41.4 (50-150)	PFDoA PFTriA	UJ (all non-detects) UJ (all non-detects)	P
IRPSite5-GW-04GW82-20170629	¹³ C ₂ -PFDoA	37.0 (50-150)	PFDoA PFTriA	UJ (all non-detects) UJ (all non-detects)	P

XII. Compound Quantitation

The laboratory limit of quantitation (LOQ) and limit of detection (LOD) with no moisture or dilution are higher than the QAPP LOQ and LOD.

The laboratory detection limit (DL) with no moisture or dilution for PFOS is higher than the QAPP DL.

All compound quantitations met validation criteria for samples which underwent Stage 4 validation. Raw data were not reviewed for Stage 2B validation.

XIII. Target Compound Identifications

All target compound identifications met validation criteria for samples which underwent Stage 4 validation. Raw data were not reviewed for Stage 2B validation.

XIV. System Performance

The system performance was acceptable for samples which underwent Stage 4 validation. Raw data were not reviewed for Stage 2B validation.

XV. Overall Assessment of Data

The analysis was conducted within all specifications of the method. No results were rejected in this SDG.

Due to initial calibration %D and internal standards area, data were qualified as estimated in nine samples.

The quality control criteria reviewed, other than those discussed above, were met and are considered acceptable. Sample results that were found to be estimated (J) are usable for limited purposes only. Based upon the data validation all other results are considered valid and usable for all purposes.

White Oak

Perfluorinated Alkyl Acids - Data Qualification Summary - SDG 1700804

Sample	Compound	Flag	A or P	Reason
IRPSite7-GW-07GW41-20170629 IRPSite5-GW-05GW01-20170629 IRPSite5-GW-FD01-20170629 IRPSite33-GW-11MW204D-20170629 IRPSite33-GW-11MW204S 20170629 Bldg 110-GW-11MW205D-20170629 Bldg 110-GW-11MW205S 20170629 IRPSite7-GW-07GW102 20170629** IRPSite5-GW-04GW82-20170629	PFD _o A	UJ (all non-detects)	P	Initial calibration (%D)
IRPSite5-GW-05GW01-20170629 IRPSite33-GW-11MW204D-20170629 Bldg 110-GW-11MW205D-20170629 IRPSite5-GW-04GW82-20170629	PFD _o A PFTriA	UJ (all non-detects) UJ (all non-detects)	P	Internal standards (area)

White Oak

Perfluorinated Alkyl Acids - Laboratory Blank Data Qualification Summary - SDG 1700804

No Sample Data Qualified in this SDG

LDC #: 39198B96

VALIDATION COMPLETENESS WORKSHEET

Date: 8/2/17

SDG #: 1700804

Stage 2B/4

Page: 1 of 1

Laboratory: Vista Analytical Laboratory

Reviewer: [Signature]

2nd Reviewer: [Signature]

METHOD: LCMS Perfluorinated Alkyl Acids (EPA Method 537)

The samples listed below were reviewed for each of the following validation areas. Validation findings are noted in attached validation findings worksheets.

	Validation Area		Comments
I.	Sample receipt/Technical holding times	A	
II.	LC/MS Instrument performance check	A	
III.	Initial calibration/ICV	W/A	RSD ≤ 20%, 1 st RD ≤ 35%*, ICV ≤ 35/0
IV.	Continuing calibration	W	CCV ≤ 35/0
V.	Laboratory Blanks	A	
VI.	Field blanks	ND	FRB=4,8,IRPSite7-GW-FRB01-20170628,IRPSite5-GW-FRB01-20170628 (1700803)
VII.	Surrogate spikes	N	SB=SB01 (1700803)
VIII.	Matrix spike/Matrix spike duplicates	N	CS
IX.	Laboratory control samples	A	OPR
X.	Field duplicates	W	D=2+3
XI.	Internal standards	W	
XII.	Compound quantitation RL/LOQ/LODs	W	Not reviewed for Stage 2B validation
XIII.	Target compound identification	A	Not reviewed for Stage 2B validation
XIV.	System performance	A	Not reviewed for Stage 2B validation
XV.	Overall assessment of data	A	

Note: A = Acceptable
N = Not provided/applicable
SW = See worksheet

ND = No compounds detected
R = Rinsate
FB = Field blank

D = Duplicate
TB = Trip blank
EB = Equipment blank

SB=Source blank
OTHER:

** Indicates sample underwent Stage 4 validation

	Client ID	Lab ID	Matrix	Date
1	IRPSite7-GW-07GW41-20170629	1700804-01	Water	06/29/17
2	IRPSite5-GW-05GW01-20170629	1700804-02	Water	06/29/17
3	IRPSite5-GW-FD01-20170629	1700804-03	Water	06/29/17
4	IRPSite33-GW-FRB01-20170629	1700804-04	Water	06/29/17
5	IRPSite33-GW-11MW204D-20170629	1700804-05	Water	06/29/17
6	IRPSite33-GW-11MW204S-20170629	1700804-06	Water	06/29/17
7	Bldg 110-GW-11MW205D-20170629	1700804-07	Water	06/29/17
8	Bldg 110-GW-FRB01-20170629	1700804-08	Water	06/29/17
9	Bldg 110-GW-11MW205S-20170629	1700804-09	Water	06/29/17
10	IRPSite7-GW-07GW102-20170629**	1700804-10**	Water	06/29/17
11	IRPSite5-GW-04GW82-20170629 20170629	1700804-11	Water	06/29/17
12				
13				

* see next page in ICA section

Method: LCMS (EPA Method 537)

Validation Area	Yes	No	NA	Findings/Comments
I. Technical holding times				
Were all technical holding times met?	/			
Was cooler temperature criteria met?	/			
II. LC/MS Instrument performance check				
Were the instrument performance reviewed and found to be within the specified criteria?	/		/	
Were all samples analyzed within the 12 hour clock criteria?	/			
IIIa. Initial calibration				
Did the laboratory perform a 5 point calibration prior to sample analysis?	/			
Were all percent relative standard deviations (%RSD) \leq 20%?	/			
Was a curve fit used for evaluation? If yes, did the initial calibration meet the curve fit criteria of \geq 0.990?	/			
Were all analytes within 70-130% or percent differences (%D) \leq 30% of their true value for each calibration standard		/		
IIIb. Initial Calibration Verification				
Was an initial calibration verification standard analyzed after each initial calibration for each instrument?	/			
Were all percent differences (%D) \leq 30%?	/			
IV. Continuing calibration				
Was a continuing calibration analyzed daily?	/			
Were all percent differences (%D) of the continuing calibration \leq 30%?	/			
V. Laboratory Blanks				
Was a laboratory blank associated with every sample in this SDG?	/			
Was a laboratory blank analyzed for each matrix and concentration?	/			
Was there contamination in the laboratory blanks? If yes, please see the Blanks validation completeness worksheet.		/		
VI. Field blanks				
Were field blanks identified in this SDG?	/			
Were target compounds detected in the field blanks?		/		
VIII. Matrix spike/Matrix spike duplicates				
Were a matrix spike (MS) and matrix spike duplicate (MSD) analyzed for each matrix in this SDG? If no, indicate which matrix does not have an associated MS/MSD. Soil / Water.		/		
Was a MS/MSD analyzed every 20 samples of each matrix?			/	
Were the MS/MSD percent recoveries (%R) and the relative percent differences (RPD) within the QC limits?			/	
IX. Laboratory control samples				
Was an LCS analyzed for this SDG?	/			

VALIDATION FINDINGS CHECKLIST

Validation Area	Yes	No	NA	Findings/Comments
Was an LCS analyzed per extraction batch?	<input checked="" type="checkbox"/>			
Were the LCS percent recoveries (%R) and relative percent difference (RPD) within the QC limits?	<input checked="" type="checkbox"/>			
X. Field duplicates				
Were field duplicate pairs identified in this SDG?	<input checked="" type="checkbox"/>			
Were target compounds detected in the field duplicates?.	<input checked="" type="checkbox"/>			
XI. Internal standards				
Were internal standard area counts within $\pm 50\%$ of the associated calibration standard?		<input checked="" type="checkbox"/>		
XII. Compound quantitation				
Were the correct internal standard (IS), quantitation ion and relative response factor (RRF) used to quantitate the compound?	<input checked="" type="checkbox"/>			
Were compound quantitation and RLs adjusted to reflect all sample dilutions and dry weight factors applicable to level IV validation?	<input checked="" type="checkbox"/>			
XIII. Target compound identification				
Were relative retention times (RRT's) within ± 0.06 RRT units of the standard?	<input checked="" type="checkbox"/>			
Did compound spectra meet specified EPA "Functional Guidelines" criteria?	<input checked="" type="checkbox"/>			
Were chromatogram peaks verified and accounted for?	<input checked="" type="checkbox"/>			
XIV. System performance				
System performance was found to be acceptable.	<input checked="" type="checkbox"/>			
XIII. Overall assessment of data				
Overall assessment of data was found to be acceptable.	<input checked="" type="checkbox"/>			

TARGET COMPOUND WORKSHEET

METHOD: PFOS/PFOAs

A. Perfluorohexanoic acid (PFHxA)				
B. Perfluoroheptanoic acid (PFHpA)				
C. Perfluorooctanoic acid (PFOA)				
D. Perfluorononanoic acid (PFNA)				
E. Perfluorodecanoic acid (PFDA)				
F. Perfluoroundecanoic acid (PFUnA)				
G. Perfluorododecanoic acid (PFDoA)				
H. Perfluorotridecanoic acid (PFTriA)				
I. Perfluorotetradecanoic acid (PFTeA)				
J. Perfluorobutanesulfonic acid (PFBS)				
K. Perfluorohexanesulfonic acid (PFHxS)				
L. Perfluoroheptanesulfonic acid (PFHpS)				
M. Perfluorooctanesulfonic acid (PFOS)				
N/Perfluorodecanesulfonic acid (PFDS)				
O. Perfluorooctane Sulfonamide (FOSA)				
P. Perfluorobutanoic acid (PFBA)				
Q. Perfluoropentanoic acid (PFPeA)				
R. 6:2FTS				
S. 8:2FTS				

LDC#: 39198B96

VALIDATION FINDINGS WORKSHEET
Field Duplicates

Page: 1 of 1
 Reviewer: [Signature]
 2nd Reviewer: [Signature]

METHOD: PFCs (Method 537 mod)

Compound	Concentration (ng/L)		(<30) RPD	Difference	Limits	Qual
	2	3				
A	6.98	6.86		0.12	≤8.88	
B	3.96	3.17		0.79	≤8.88	
K	61.1	64.9	6			
C	48.8	51.3	5			
M	205	199	3			
D	3.24	2.82		0.42	≤8.88	
J	5.43U	2.30		3.13	≤8.88	

VALIDATION FINDINGS WORKSHEET
Internal Standards

METHOD: LC/MS PFCs

Please see qualifications below for all questions answered "N". Not applicable questions are identified as "N/A".

Y N/A Were all internal standard area counts within 50-150% limits?

Y N/A Were the retention times of the internal standards within +/- 30 seconds of the retention times of the associated calibration standard?

#	Date	Sample ID	Internal Standard	Area (Limits)	RT (Limits)	Qualifications
		2 (ND)	13C2-PFDoA	37.4 (50-150)		J/M/P (F.H)
		5 (ND)		37.4		
		7 (ND)		41.4		
		11 (ND)		37.0		

VALIDATION FINDINGS WORKSHEET
Compound Quantitation and Reported RLs

METHOD: LC/MS PFCs

Please see qualifications below for all questions answered "N". Not applicable questions are identified as "N/A".

- Y N N/A Were the correct internal standard (IS), quantitation ion and relative response factor (RRF) used to quantitate the compound?
Y N N/A Were compound quantitation and RLs adjusted to reflect all sample dilutions and dry weight factors applicable to level IV validation?

#	Date	Sample ID	Finding	Qualifications
		All	Lab reported LOD/LOQ > LOD/LOQ in the QAPP	Text
		All	The DL for PFOS = 0.807 ng/L, DL in the QAPP = 0.305 ng/L	Text

Comments: See sample calculation verification worksheet for recalculations

LDC#: 39198B96

VALIDATION FINDINGS WORKSHEET
Initial Calibration Calculation Verification

Page: 1 of 1
 Reviewer: [Signature]
 2nd Reviewer: [Signature]

Method: LC/MS/MS PFCs

Calibration Date	System	Compound	Standard	(Y) Response	(X) Concentration
7/10/2017	Q4	PFBS	0	0.4380675	0.25
			s1	1.1565725	0.50
			s2	1.8657437	1.00
			s3	4.9570275	2.00
			s4	9.7347175	5.00
			s5	22.092078	10.00
			s6	112.84108	50.00
			s7	230.883470	100.00

Regression Output

Reported *

Constant	-0.636769	-0.143808
Std Err of Y Est		
R Squared	0.999849	0.998952
Degrees of Freedom		
X Coefficient(s)	2.305558	2.282190
Std Err of Coef.		
Correlation Coefficient	0.999925	
Coefficient of Determination (r ²)	0.999849	0.998952

* 1/x W+

VALIDATION FINDINGS WORKSHEET
Laboratory Control Sample/Laboratory Control Sample Duplicate Results Verification

METHOD: GC HPLC MS

The percent recoveries (%R) and Relative Percent difference (RPD) of the laboratory control sample and laboratory control sample duplicate were recalculated for the compounds identified below using the following calculation:

% Recovery = 100 * (SSC-SC)/SA

Where: SSC = Spiked sample concentration

SC = Concentration

SA = Spike added

RPD = |SSCLCS - SSCLCSD| * 2 / (SSCLCS + SSCLCSD)

LCS = Laboratory control sample percent recovery

LCSD = Laboratory control sample duplicate percent recovery

LCS/LCSD samples: _____

Compound	Spike Added (NS/L)		Spiked Sample Concentration (NS/L)		LCS		LCSD		LCS/LCSD	
	LCS	LCSD	LCS	LCSD	Percent Recovery		Percent Recovery		RPD	
					Reported	Recalc.	Reported	Recalc.	Reported	Recalc.
Gasoline (8015)										
Diesel (8015)										
Benzene (8021B)										
Methane (RSK-175)										
2,4-D (8151)										
Dinoseb (8151)										
Naphthalene (8310)										
Anthracene (8310)										
HMX (8330)										
2,4,6-Trinitrotoluene (8330)										
<u>PFBS</u>	<u>80.0</u>	<u>NA</u>	<u>65.5</u>	<u>NA</u>	<u>81.9</u>	<u>81.9</u>				

Comments: Refer to Laboratory Control Sample/Laboratory Control Sample Duplicate findings worksheet for list of qualifications and associated samples when reported results do not agree within 10.0% of the recalculated results.

VALIDATION FINDINGS WORKSHEET
Sample Calculation Verification

METHOD: GC HPLC MS

Y N N/A
Y N N/A

Were all reported results recalculated and verified for all level IV samples?

Were all recalculated results for detected target compounds agree within 10% of the reported results?

Concentration = $\frac{(A)(Fv)(Df)}{(RF)(Vs \text{ or } Ws)(\%S/100)}$

Example:

Sample ID. 10 Compound Name PFBS

- A= Area or height of the compound to be measured
- Fv= Final Volume of extract
- Df= Dilution Factor
- RF= Average response factor of the compound
In the initial calibration
- Vs= Initial volume of the sample
- Ws= Initial weight of the sample
- %S= Percent Solid

Concentration = $\frac{(870 \times 125)}{1620} + 0.143808 (1)$
 $\frac{(2.2819)(0.121)}{}$
 = 9.05 ng/L

#	Sample ID	Compound	Reported Concentrations (<u>ng/L</u>)	Recalculated Results Concentrations ()	Qualifications
	<u>10</u>	<u>PFBS</u>	<u>9.06</u>		

Comments: _____

VALIDATION FINDINGS WORKSHEET
Compound Quantitation and Reported RLs

METHOD: LC/MS PFCs

Please see qualifications below for all questions answered "N". Not applicable questions are identified as "N/A".

- Y N N/A Were the correct internal standard (IS), quantitation ion and relative response factor (RRF) used to quantitate the compound?
- Y N N/A Were compound quantitation and RLs adjusted to reflect all sample dilutions and dry weight factors applicable to level IV validation?

#	Date	Sample ID	Finding	Qualifications
		All	Lab reported LOD/LOQ > LOD/LOQ in the QAPP	Text
		All	The DL for PFOS = 0.807 ng/L, DL in the QAPP = 0.305 ng/L	Text

Comments: See sample calculation verification worksheet for recalculations

Laboratory Data Consultants, Inc. Data Validation Report

Project/Site Name: White Oak

LDC Report Date: August 4, 2017

Parameters: Perfluorinated Alkyl Acids

Validation Level: Stage 2B & 4

Laboratory: Vista Analytical Laboratory

Sample Delivery Group (SDG): 1700887

Sample Identification	Laboratory Sample Identification	Matrix	Collection Date
IRPSite 6-GW-06GW01-20170712	1700887-01	Water	07/12/17
IRPSite 6-GW-06GW02-20170712	1700887-02	Water	07/12/17
Site 33-GW-33GW01-20170712	1700887-04	Water	07/12/17
Building110-GW-110GW01-20170712**	1700887-05**	Water	07/12/17
IRPSite 6-GW-06FD01-20170712	1700887-06	Water	07/12/17

**Indicates sample underwent Stage 4 validation

Introduction

This Data Validation Report (DVR) presents data validation findings and results for the associated samples listed on the cover page. Data validation was performed in accordance with the Final Sampling and Analysis Plan (Field Sampling and Analysis Plan) for Initial Assessment of Perfluorinated Compounds (PFCS) or Per- and Polyfluoralkyl Substances (PFAS) Sites at Various Base Realignment and Closure (BRAC) Installations (June 2017), the U.S. Department of Defense (DoD) Quality Systems Manual (QSM) for Environmental Laboratories, Version 5.1 (2017), and a modified outline of the USEPA National Functional Guidelines (NFG) for Organic Superfund Methods Data Review (January 2017). Where specific guidance was not available, the data has been evaluated in a conservative manner consistent with industry standards using professional experience.

The analyses were performed by the following method:

Perfluorinated Alkyl Acids by Environmental Protection Agency (EPA) Method 537

All sample results were subjected to Stage 2B data validation, which comprises an evaluation of quality control (QC) summary results. Samples appended with a double asterisk on the cover page were subjected to Stage 4 data validation, which is comprised of the QC summary forms as well as the raw data, to confirm sample quantitation and identification.

The following are definitions of the data qualifiers utilized during data validation:

- J (Estimated): The compound or analyte was analyzed for and positively identified by the laboratory; however the reported concentration is estimated due to non-conformances discovered during data validation.
- U (Non-detected): The compound or analyte was analyzed for and positively identified by the laboratory; however the compound or analyte should be considered non-detected at the reported concentration due to the presence of contaminants detected in the associated blank(s).
- UJ (Non-detected estimated): The compound or analyte was reported as not detected by the laboratory; however the reported quantitation/detection limit is estimated due to non-conformances discovered during data validation.
- R (Rejected): The sample results were rejected due to gross non-conformances discovered during data validation. Data qualified as rejected is not usable.
- NA (Not Applicable): The non-conformance discovered during data validation demonstrates a high bias, while the affected compound or analyte in the associated sample(s) was reported as not detected by the laboratory and did not warrant the qualification of the data.

A qualification summary table is provided at the end of this report if data has been qualified. Flags are classified as P (protocol) or A (advisory) to indicate whether the flag is due to a laboratory deviation from a specified protocol or is of technical advisory nature.

I. Sample Receipt and Technical Holding Times

All samples were received in good condition and cooler temperatures upon receipt met validation criteria.

All technical holding time requirements were met.

II. LC/MS Instrument Performance Check

Instrument performance check was performed prior to initial calibration.

III. Initial Calibration and Initial Calibration Verification

Initial calibration was performed as required by the method.

For compounds where average relative response factors (RRFs) were utilized, the percent relative standard deviations (%RSD) were less than or equal to 20.0%.

In the case where the laboratory used a calibration curve to evaluate the compounds, all coefficients of determination (r^2) were greater than or equal to 0.990.

For each calibration point, the percent differences (%D) of its true value were less than or equal to 30.0% for all compounds.

The percent differences (%D) of the initial calibration verification (ICV) standard were less than or equal to 30.0% for all compounds.

IV. Continuing Calibration

Continuing calibration was performed at required frequencies.

The percent differences (%D) were less than or equal to 30.0% for all compounds.

V. Laboratory Blanks

Laboratory blanks were analyzed as required by the method. No contaminants were found in the laboratory blanks.

VI. Field Blanks

Samples IRPSite33-GW-FRB01-20170629, Bldg 110-GW-FRB01 20170629 (both from SDG 1700804), and IRPSite 6-GW-FRB01-20170712 were identified as field rinsate blanks. No contaminants were found.

Sample SB01 (from SDG 1700803) was identified as a source blank. No contaminants were found.

VII. Surrogates

Surrogates were not performed for this SDG.

VIII. Matrix Spike/Matrix Spike Duplicates

The laboratory has indicated that there were no matrix spike (MS) and matrix spike duplicate (MSD) analyses specified for the samples in this SDG, and therefore matrix spike and matrix spike duplicate analyses were not performed for this SDG.

IX. Ongoing Precision Recovery Samples

Ongoing precision recovery (OPR) samples were analyzed as required by the method. Percent recoveries (%R) were within QC limits.

X. Field Duplicates

Samples IRPSite 6-GW-06GW02-20170712 and IRPSite 6-GW-06FD01-20170712 were identified as field duplicates. No results were detected in any of the samples with the following exceptions:

Compound	Concentration (ng/L)		RPD (Limits)	Differences (Limits)	Flag	A or P
	IRPSite 6-GW-06GW02-20170712	IRPSite 6-GW-06FD01-20170712				
PFBS	21.8	21.7	0 (≤ 30)	-	-	-
PFHxA	20.0	17.6	13 (≤ 30)	-	-	-
PFHpA	10.3	9.00	-	1.3 (≤ 10.1)	-	-
PFHxS	6.18	5.70	-	0.48 (≤ 10.1)	-	-
PFOA	20.1	20.6	2 (≤ 30)	-	-	-
PFOS	16.5	13.5	20 (≤ 30)	-	-	-
PFNA	3.81	2.80	-	1.01 (≤ 10.1)	-	-

XI. Internal Standards

All internal standard areas and retention times were within QC limits.

XII. Compound Quantitation

The laboratory limit of quantitation (LOQ) and limit of detection (LOD) with no moisture or dilution are higher than the QAPP LOQ and LOD.

The laboratory detection limit (DL) with no moisture or dilution for PFOS is higher than the QAPP DL.

All compound quantitations met validation criteria for samples which underwent Stage 4 validation. Raw data were not reviewed for Stage 2B validation.

XIII. Target Compound Identifications

All target compound identifications met validation criteria for samples which underwent Stage 4 validation. Raw data were not reviewed for Stage 2B validation.

XIV. System Performance

The system performance was acceptable for samples which underwent Stage 4 validation. Raw data were not reviewed for Stage 2B validation.

XV. Overall Assessment of Data

The analysis was conducted within all specifications of the method. No results were rejected in this SDG.

The quality control criteria reviewed were met and are considered acceptable. Based upon the data validation all results are considered valid and usable for all purposes.

**White Oak
Perfluorinated Alkyl Acids - Data Qualification Summary - SDG 1700887**

No Sample Data Qualified in this SDG

**White Oak
Perfluorinated Alkyl Acids - Laboratory Blank Data Qualification Summary - SDG
1700887**

No Sample Data Qualified in this SDG

LDC #: 39198C96
 SDG #: 1700887
 Laboratory: Vista Analytical Laboratory

VALIDATION COMPLETENESS WORKSHEET

Stage 2B/4

Date: 8/3/17
 Page: 1 of 9
 Reviewer: [Signature]
 2nd Reviewer: [Signature]

METHOD: LCMS Perfluorinated Alkyl Acids (EPA Method 537)

The samples listed below were reviewed for each of the following validation areas. Validation findings are noted in attached validation findings worksheets.

	Validation Area		Comments
I.	Sample receipt/Technical holding times	A	
II.	LC/MS Instrument performance check	A	
III.	Initial calibration/ICV	A/D	RSD ≤ 20%. Y ² . TAD ≤ 30%*. ICV ≤ 30%
IV.	Continuing calibration	A	CCV ≤ 30%
V.	Laboratory Blanks	A	
VI.	Field blanks	ND	FRB=3, IRPSite33-GW-FRB01-20170629, Bldg 110-GW-FRB01 20170629 (1700802)
VII.	Surrogate spikes	N	SB=SB01 (1700803)
VIII.	Matrix spike/Matrix spike duplicates	N	CS
IX.	Laboratory control samples	A	OPR
X.	Field duplicates	W	D=2+6
XI.	Internal standards	W	
XII.	Compound quantitation RL/LOQ/LODs	W	Not reviewed for Stage 2B validation
XIII.	Target compound identification	A	Not reviewed for Stage 2B validation
XIV.	System performance	A	Not reviewed for Stage 2B validation
XV.	Overall assessment of data	A	

Note: A = Acceptable ND = No compounds detected D = Duplicate SB=Source blank
 N = Not provided/applicable R = Rinsate TB = Trip blank OTHER:
 SW = See worksheet FB = Field blank EB = Equipment blank

** Indicates sample underwent Stage 4 validation

	Client ID	Lab ID	Matrix	Date
1	IRPSite 6-GW-06GW01-20170712	1700887-01	Water	07/12/17
2	IRPSite 6-GW-06GW02-20170712	1700887-02	Water	07/12/17
3	IRPSite 6-GW-FRB01-20170712	1700887-03	Water	07/12/17
4	Site 33-GW-33GW01-20170712	1700887-04	Water	07/12/17
5	Building110-GW-110GW01-20170712**	1700887-05**	Water	07/12/17
6	IRPSite 6-GW-06FD01-20170712	1700887-06	Water	07/12/17
7				
8				

Notes:

* see next page in late section

Method: LCMS (EPA Method 537)

Validation Area	Yes	No	NA	Findings/Comments
I. Technical holding times				
Were all technical holding times met?	<input checked="" type="checkbox"/>	<input type="checkbox"/>	<input type="checkbox"/>	
Was cooler temperature criteria met?	<input checked="" type="checkbox"/>	<input type="checkbox"/>	<input type="checkbox"/>	
II. LC/MS Instrument performance check				
Were the instrument performance reviewed and found to be within the specified criteria?	<input type="checkbox"/>	<input type="checkbox"/>	<input checked="" type="checkbox"/>	
Were all samples analyzed within the 12 hour clock criteria?	<input checked="" type="checkbox"/>	<input type="checkbox"/>	<input type="checkbox"/>	
IIIa. Initial calibration				
Did the laboratory perform a 5 point calibration prior to sample analysis?	<input checked="" type="checkbox"/>	<input type="checkbox"/>	<input type="checkbox"/>	
Were all percent relative standard deviations (%RSD) \leq 20%?	<input checked="" type="checkbox"/>	<input type="checkbox"/>	<input type="checkbox"/>	
Was a curve fit used for evaluation? If yes, did the initial calibration meet the curve fit criteria of > 0.990 ?	<input checked="" type="checkbox"/>	<input type="checkbox"/>	<input type="checkbox"/>	
Were all analytes within 70-130% or percent differences (%D) \leq 30% of their true value for each calibration standard	<input checked="" type="checkbox"/>	<input type="checkbox"/>	<input type="checkbox"/>	
IIIb. Initial Calibration Verification				
Was an initial calibration verification standard analyzed after each initial calibration for each instrument?	<input checked="" type="checkbox"/>	<input type="checkbox"/>	<input type="checkbox"/>	
Were all percent differences (%D) \leq 30%?	<input checked="" type="checkbox"/>	<input type="checkbox"/>	<input type="checkbox"/>	
IV. Continuing calibration				
Was a continuing calibration analyzed daily?	<input checked="" type="checkbox"/>	<input type="checkbox"/>	<input type="checkbox"/>	
Were all percent differences (%D) of the continuing calibration \leq 30%?	<input checked="" type="checkbox"/>	<input type="checkbox"/>	<input type="checkbox"/>	
V. Laboratory Blanks				
Was a laboratory blank associated with every sample in this SDG?	<input checked="" type="checkbox"/>	<input type="checkbox"/>	<input type="checkbox"/>	
Was a laboratory blank analyzed for each matrix and concentration?	<input checked="" type="checkbox"/>	<input type="checkbox"/>	<input type="checkbox"/>	
Was there contamination in the laboratory blanks? If yes, please see the Blanks validation completeness worksheet.	<input type="checkbox"/>	<input checked="" type="checkbox"/>	<input type="checkbox"/>	
VI. Field blanks				
Were field blanks identified in this SDG?	<input checked="" type="checkbox"/>	<input type="checkbox"/>	<input type="checkbox"/>	
Were target compounds detected in the field blanks?	<input type="checkbox"/>	<input checked="" type="checkbox"/>	<input type="checkbox"/>	
VIII. Matrix spike/Matrix spike duplicates				
Were a matrix spike (MS) and matrix spike duplicate (MSD) analyzed for each matrix in this SDG? If no, indicate which matrix does not have an associated MS/MSD. Soil / Water.	<input type="checkbox"/>	<input checked="" type="checkbox"/>	<input type="checkbox"/>	
Was a MS/MSD analyzed every 20 samples of each matrix?	<input type="checkbox"/>	<input type="checkbox"/>	<input checked="" type="checkbox"/>	
Were the MS/MSD percent recoveries (%R) and the relative percent differences (RPD) within the QC limits?	<input type="checkbox"/>	<input type="checkbox"/>	<input checked="" type="checkbox"/>	
IX. Laboratory control samples				
Was an LCS analyzed for this SDG?	<input checked="" type="checkbox"/>	<input type="checkbox"/>	<input type="checkbox"/>	

Validation Area	Yes	No	NA	Findings/Comments
Was an LCS analyzed per extraction batch?	<input checked="" type="checkbox"/>	<input type="checkbox"/>	<input type="checkbox"/>	
Were the LCS percent recoveries (%R) and relative percent difference (RPD) within the QC limits?	<input checked="" type="checkbox"/>	<input type="checkbox"/>	<input type="checkbox"/>	
X. Field duplicates				
Were field duplicate pairs identified in this SDG?	<input checked="" type="checkbox"/>	<input type="checkbox"/>	<input type="checkbox"/>	
Were target compounds detected in the field duplicates?.	<input checked="" type="checkbox"/>	<input type="checkbox"/>	<input type="checkbox"/>	
XI. Internal standards				
Were internal standard area counts within $\pm 50\%$ of the associated calibration standard?	<input type="checkbox"/>	<input checked="" type="checkbox"/>	<input type="checkbox"/>	
XII. Compound quantitation				
Were the correct internal standard (IS), quantitation ion and relative response factor (RRF) used to quantitate the compound?	<input checked="" type="checkbox"/>	<input type="checkbox"/>	<input type="checkbox"/>	
Were compound quantitation and RLs adjusted to reflect all sample dilutions and dry weight factors applicable to level IV validation?	<input checked="" type="checkbox"/>	<input type="checkbox"/>	<input type="checkbox"/>	
XIII. Target compound identification				
Were relative retention times (RRT's) within ± 0.06 RRT units of the standard?	<input checked="" type="checkbox"/>	<input type="checkbox"/>	<input type="checkbox"/>	
Did compound spectra meet specified EPA "Functional Guidelines" criteria?	<input checked="" type="checkbox"/>	<input type="checkbox"/>	<input type="checkbox"/>	
Were chromatogram peaks verified and accounted for?	<input checked="" type="checkbox"/>	<input type="checkbox"/>	<input type="checkbox"/>	
XIV. System performance				
System performance was found to be acceptable.	<input checked="" type="checkbox"/>	<input type="checkbox"/>	<input type="checkbox"/>	
XIII. Overall assessment of data				
Overall assessment of data was found to be acceptable.	<input checked="" type="checkbox"/>	<input type="checkbox"/>	<input type="checkbox"/>	

TARGET COMPOUND WORKSHEET

METHOD: PFOS/PFOAs

A. Perfluorohexanoic acid (PFHxA)				
B. Perfluoroheptanoic acid (PFHpA)				
C. Perfluorooctanoic acid (PFOA)				
D. Perfluorononanoic acid (PFNA)				
E. Perfluorodecanoic acid (PFDA)				
F. Perfluoroundecanoic acid (PFUnA)				
G. Perfluorododecanoic acid (PFDoA)				
H. Perfluorotridecanoic acid (PFTriA)				
I. Perfluorotetradecanoic acid (PFTeA)				
J. Perfluorobutanesulfonic acid (PFBS)				
K. Perfluorohexanesulfonic acid (PFHxS)				
L. Perfluoroheptanesulfonic acid (PFHpS)				
M. Perfluorooctanesulfonic acid (PFOS)				
N. Perfluorodecanesulfonic acid (PFDS)				
O. Perfluorooctane Sulfonamide (FOSA)				
P. Perfluorobutanoic acid (PFBA)				
Q. Perfluoropentanoic acid (PFPeA)				
R. 6:2FTS				
S. 8:2FTS				

LDC#: 39198096

VALIDATION FINDINGS WORKSHEET
Field Duplicates

Page: 1 of 1
Reviewer: [Signature]
2nd Reviewer: [Signature]

METHOD: PFCs (Method 537 mod)

Compound	Concentration (ng/L)		(≤ 30) RPD	Difference	Limits	Qual
	2	6				
J	21.8	21.7	0			
A	20.0	17.6	13			
B	10.3	9.00		1.3	≤ 10.1	
K	6.18	5.70		0.48	≤ 10.1	
C	20.1	20.6	2			
M	16.5	13.5	20			
D	3.81	2.80		1.01	≤ 10.1	

VALIDATION FINDINGS WORKSHEET

Internal Standards

METHOD: LC/MS PFCs

Please see qualifications below for all questions answered "N". Not applicable questions are identified as "N/A".

N/A Were all internal standard area counts within 50-150% limits?

N/A Were the retention times of the internal standards within +/- 30 seconds of the retention times of the associated calibration standard?

#	Date	Sample ID	Internal Standard	Area (Limits)	RT (Limits)	Qualifications
		B790079-BAH	1302-PFTEDA	45.1 (50-150)		N/A (PFTEDA)

VALIDATION FINDINGS WORKSHEET
Compound Quantitation and Reported RLs

METHOD: LC/MS PFCs

Please see qualifications below for all questions answered "N". Not applicable questions are identified as "N/A".

- Y N N/A Were the correct internal standard (IS), quantitation ion and relative response factor (RRF) used to quantitate the compound?
Y N N/A Were compound quantitation and RLs adjusted to reflect all sample dilutions and dry weight factors applicable to level IV validation?

#	Date	Sample ID	Finding	Qualifications
		All	Lab reported LOD/LOQ > LOD/LOQ in the QAPP	Text
		All	The DL for PFOS = 0.807 ng/L, DL in the QAPP = 0.305 ng/L	Text

Comments: See sample calculation verification worksheet for recalculations

VALIDATION FINDINGS WORKSHEET
Initial Calibration Calculation Verification

Method: LC/MS/MS PFCs

Calibration Date	System	Compound	Standard	(Y) Response	(X) Concentration
7/27/2017	Q2	PFBS	s1	1.4453125	0.50
			s2	2.0194375	1.00
			s3	3.541275	2.00
			s4	9.4866062	5.00
			s5	16.99074	10.00
			s6	83.904108	50.00
			s7	157.926820	100.00

Regression Output

Reported

Constant	1.183817	0.593256
Std Err of Y Est		
R Squared	0.999221	0.998731
Degrees of Freedom		
X Coefficient(s)	1.584733	1.607660
Std Err of Coef.		
Correlation Coefficient	0.999611	
Coefficient of Determination (r ²)	0.999221	0.998731

LDC#: 39198C96

VALIDATION FINDINGS WORKSHEET
Initial Calibration Calculation Verification

Page: 2 of 2Reviewer: 92nd Reviewer: F2

Method: LC/MS/MS PFCs

Calibration Date	System	Compound	Standard	(Y) Response	(X) Concentration
7/28/2017	Q2	PFDoA	0	0.0331250	0.25
			s1	0.0527637	0.50
			s2	0.1130487	1.00
			s3	0.266025	2.00
			s4	0.6203462	5.00
			s5	1.2761775	10.00
			s6	6.096625	50.00
			s7	12.084870	100.00

Regression Output**Reported**

Constant	0.017917	0.000590
Std Err of Y Est		
R Squared	0.999957	0.999601
Degrees of Freedom		
X Coefficient(s)	0.120887	0.121673
Std Err of Coef.		
Correlation Coefficient	0.999979	
Coefficient of Determination (r ²)	0.999957	0.999601

VALIDATION FINDINGS WORKSHEET
Continuing Calibration Results Verification

METHOD: GC ✓ HPLC MS

The percent difference (%D) of the initial calibration average Calibration Factors (CF) and the continuing calibration CF were recalculated for the compounds identified below using the following calculation:

% Difference = $100 * (\text{ave. CF} - \text{CF}) / \text{ave. CF}$ Where: ave. CF = initial calibration average CF
 CF = continuing calibration CF
 A = Area of compound
 C = Concentration of compound

#	Standard ID	Calibration Date	Compound	Average CF(Ical)/ CCV Conc.	Reported	Recalculated	Reported	Recalculated
					CF/Conc. CCV	CF/Conc. CCV	%D	%D
1	1707B1E1.4	7/31/17 7/31/17	PFBS	1.000	0.876	0.879	12.4	12.1
2	1707B1E1.2	7/31/17	PFDoA	0.500	0.375	0.375	24.9	25.0
3								
4								

Comments: Refer to Continuing Calibration findings worksheet for list of qualifications and associated samples when reported results do not agree within 10.0% of the recalculated results.

VALIDATION FINDINGS WORKSHEET
Laboratory Control Sample/Laboratory Control Sample Duplicate Results Verification

METHOD: GC HPLC MS

The percent recoveries (%R) and Relative Percent difference (RPD) of the laboratory control sample and laboratory control sample duplicate were recalculated for the compounds identified below using the following calculation:

% Recovery = 100 * (SSC-SC)/SA
 RPD = |SSCLCS - SSCLCSD| * 2 / (SSCLCS + SSCLCSD)

Where: SSC = Spiked sample concentration
 SA = Spike added
 LCS = Laboratory control sample percent recovery
 SC = Concentration
 LCSD = Laboratory control sample duplicate percent recovery

LCS/LCSD samples: B750079-BS1

Compound	Spike Added (NS/A)		Spiked Sample Concentration (NS/L)		LCS		LCSD		LCS/LCSD	
	LCS	LCSD	LCS	LCSD	Percent Recovery		Percent Recovery		RPD	
					Reported	Recalc.	Reported	Recalc.	Reported	Recalc.
Gasoline (8015)										
Diesel (8015)										
Benzene (8021B)										
Methane (RSK-175)										
2,4-D (8151)										
Dinoseb (8151)										
Naphthalene (8310)										
Anthracene (8310)										
HMX (8330)										
2,4,6-Trinitrotoluene (8330)										
<u>PTBS</u>	<u>80.0</u>	<u>NA</u>	<u>74.1</u>	<u>NA</u>	<u>92.6</u>	<u>92.6</u>				

Comments: Refer to Laboratory Control Sample/Laboratory Control Sample Duplicate findings worksheet for list of qualifications and associated samples when reported results do not agree within 10.0% of the recalculated results.

VALIDATION FINDINGS WORKSHEET
Sample Calculation Verification

METHOD: GC HPLC MS

Y N N/A
 Y N N/A

Were all reported results recalculated and verified for all level IV samples?
 Were all recalculated results for detected target compounds agree within 10% of the reported results?

Concentration = $\frac{(A)(F_v)(D_f)}{(RF)(V_s \text{ or } W_s)(\%S/100)}$

Example:
 Sample ID. 5 Compound Name PFBS

- A= Area or height of the compound to be measured
- Fv= Final Volume of extract
- Df= Dilution Factor
- RF= Average response factor of the compound
In the initial calibration
- Vs= Initial volume of the sample
- Ws= Initial weight of the sample
- %S= Percent Solid

Concentration = $\frac{(2.40103 \times 12.5)}{(3.74823)} - 0.593256$
 $(1.60766) (0.118)$
 = 39.1 mg/L

#	Sample ID	Compound	Reported Concentrations (<u>mg/L</u>)	Recalculated Results Concentrations ()	Qualifications
	<u>5</u>	<u>PFBS</u>	<u>39.2</u>		

Comments: _____

LDC #: 39198

EDD POPULATION COMPLETENESS WORKSHEET

Date: 8/7/17
 Page: 1 of 1
 2nd Reviewer: OG

The LDC job number listed above was entered by JE

	EDD Process		Comments/Action
I.	EDD Completeness	-	
Ia.	- All methods present?	Y	
Ib.	- All samples present/match report?	Y	
Ic.	- All reported analytes present?	Y	
Id.	- <u>10%</u> or 100% verification of EDD?	Y	
II.	EDD Preparation/Entry	-	
IIa.	- Carryover U/J?	-	
IIb.	- Reason Codes used? If so, note which codes.	Y	client
IIc.	- Additional Information (QC Level, Validator, Validated Y/N, etc.)	Y	
III.	Reasonableness Checks	-	
IIIa.	- Do all qualified ND results have ND qualifier (e.g. UJ)?	Y	
IIIb.	- Do all qualified detect results have detect qualifier (e.g. J)?	Y	
IIIc.	- If reason codes are used, do all qualified results have reason code field populated, and vice versa?	Y	
IIId.	- Does the detect flag require changing for blank qualifier? If so, are all U results marked ND?	+	
IIIe.	- Do blank concentrations in report match EDD where data was qualified due to blank contamination?	-	
IIIf.	- Were multiple results reported due to dilutions/reanalysis? If so, were results qualified appropriately?	+	
IIIg.	- Are there any discrepancies between the data packet and the EDD?	N	

Notes: *see discrepancy sheet

INSTALLATION_ID	SITE_NAME	LOCATION_NAME	LOCATION_TYPE	LOCATION_TYPE_DESC	COORD_X	COORD_Y	SAMPLE_NAME	SAMPLE_MATRIX	SAMPLE_MATRIX_DESC	COLLECT_DATE	ANALYTICAL_METHOD_GRP_DESC	SDG
WHITE_OAK_NSWC	SITE 00004	04GW80	WLM	Monitoring Well	1324355.06	500473.78	IRPSITE5-GW-04GW80-20170628	WG	Ground water	28-Jun-17	Perfluoroalkyl Compounds	1700803
WHITE_OAK_NSWC	SITE 00004	04GW81S	WLM	Monitoring Well	1324486.16	500473.75	IRPSITE5-GW-04GW81S-20170628	WG	Ground water	28-Jun-17	Perfluoroalkyl Compounds	1700803
WHITE_OAK_NSWC	SITE 00007	07GW202	WLM	Monitoring Well	1325058.192	500261.2294	IRPSITE7-GW-07GW202-20170628	WG	Ground water	28-Jun-17	Perfluoroalkyl Compounds	1700803
WHITE_OAK_NSWC	SITE 00046	46GW205	WLM	Monitoring Well	1325660.587	499882.28	IRPSITE7-GW-46GW205-20170628	WG	Ground water	28-Jun-17	Perfluoroalkyl Compounds	1700803
WHITE_OAK_NSWC	SITE 00046	46GW205	WLM	Monitoring Well	1325660.587	499882.28	IRPSITE7-GW-FD01-20170628	WG	Ground water	28-Jun-17	Perfluoroalkyl Compounds	1700803