Navy_CLEAN_PFAS_FOIA_request_covers_Nov2019.indd

NAVFAC
Naval Facilities Engineering Command

# Groundwater Sample Results, Level 4 Laboratory Report, Electronic Data Deliverable, Data Validation Report, and the Sample Location Report, SDG 1902189

*Marine Corps Air Station Yuma*
*Yuma, Arizona*

November 2019

APPROVED FOR PUBLIC RELEASE: DISTRIBUTION UNLIMITED

August 27, 2019

**Vista Work Order No. 1902189**

Ms. Lisa Bienkowski
Tetra Tech EC, Inc.
17885 Von Karman Avenue, Suite 500
Irvine, CA 92614

Dear Ms. Bienkowski,

Enclosed are the amended results for the sample set received at Vista Analytical Laboratory on July 19, 2019 under your Project Name '4663.3803'.

Vista Analytical Laboratory is committed to serving you effectively. If you require additional information, please contact me at 916-673-1520 or by email at mmaier@vista-analytical.com.

Thank you for choosing Vista as part of your analytical support team.

Sincerely,

Martha Maier

Martha Maier
Laboratory Director

*Vista Analytical Laboratory certifies that the report herein meets all the requirements set forth by NELAP for those applicable test methods. Results relate only to the samples as received by the laboratory. This report should not be reproduced except in full without the written approval of Vista.*

**Vista Work Order No. 1902189**
**Case Narrative**

**Sample Condition on Receipt:**

Eleven aqueous samples and nine soil samples were received in good condition and within the method temperature requirements. The samples were received and stored securely in accordance with Vista standard operating procedures and EPA methodology. This report was amended to correct the extraction hold time documentation and include the raw data for a calibration standard.

**Analytical Notes:**

**PFAS Isotope Dilution Method**

The aqueous and soil samples were extracted and analyzed for a selected list of PFAS using Vista's PFAS Isotope Dilution Method. This method is listed on Vista's NELAP certificate as Modified EPA Method 537. The results for PFHxS, PFOA, PFOS, MeFOSAA, and EtFOSAA include both linear and branched isomers. Results for all other analytes include the linear isomers only.

The following samples contained particulate and were centrifuged prior to extraction:

| Laboratory ID | Sample Name |
|---|---|
| 1902189-04 | SAOA-B03-GW |
| 1902189-05 | NAOA-B03-GW |
| 1902189-10 | NON-B03-GW |
| 1902189-12 | NAOA-B06-GW |

Holding Times

The samples were extracted and analyzed within the method hold times.

Quality Control

The Initial Calibration and Continuing Calibration Verifications met the method acceptance criteria.

For the soil samples; a Method Blank and Ongoing Precision and Recovery (OPR) sample were extracted and analyzed with the preparation batch. No analytes were detected in the Method Blank above 1/2 of the LOQ concentrations. The OPR recoveries were within the method acceptance criteria.

For the aqueous samples; a Method Blank and Laboratory Control Sample (LCS)/Laboratory Control Sample Duplicate (LCSD) were extracted and analyzed with each of the preparation batches. No analytes were detected in the Method Blanks above 1/2 of the LOQ concentrations. The LCS/LCSD recoveries were within the acceptance criteria.

As requested, an MS/MSD was performed on sample "NON-B03-SO-1-1.5". The MS/MSD recoveries and RPDs were within the acceptance criteria.

The labeled standard recoveries outside the acceptance criteria are listed in the table below.

## QC Anomalies

| LabNumber | SampleName | Analysis | Analyte | Flag | %Rec |
|---|---|---|---|---|---|
| 1902189-02 | SAOA-B03-SO-20-20.5 | PFAS Isotope Dilution Method | 13C2-PFDoA | H | 47.7 |
| 1902189-03 | SAOA-B03-SO-56-56.5 | PFAS Isotope Dilution Method | d3-MeFOSAA | H | 49.7 |
| 1902189-03 | SAOA-B03-SO-56-56.5 | PFAS Isotope Dilution Method | 13C2-PFDoA | H | 46.9 |
| 1902189-10 | NON-B03-GW | PFAS Isotope Dilution Method | 13C2-PFDoA | H | 41.6 |
| 1902189-10 | NON-B03-GW | PFAS Isotope Dilution Method | 13C2-PFTeDA | H | 27.2 |
| 1902189-12 | NAOA-B06-GW | PFAS Isotope Dilution Method | 13C2-PFTeDA | H | 31.0 |
| 1902189-15 | NAOA-B04-SO-69-69.5 | PFAS Isotope Dilution Method | d3-MeFOSAA | H | 47.8 |
| 1902189-15 | NAOA-B04-SO-69-69.5 | PFAS Isotope Dilution Method | 13C2-PFDoA | H | 47.4 |
| 1902189-16 | SAOA-B02-SO-5-5.5 | PFAS Isotope Dilution Method | 13C2-PFDA | H | 49.8 |
| 1902189-16 | SAOA-B02-SO-5-5.5 | PFAS Isotope Dilution Method | 13C2-PFDoA | H | 49.1 |
| 1902189-18 | SAOA-B02-SO-56-56.5 | PFAS Isotope Dilution Method | 13C2-PFDoA | H | 45.8 |
| B9G0251-BSD1 | B9G0251-BSD1 | PFAS Isotope Dilution Method | 13C2-PFTeDA | H | 46.4 |
| B9G0264-BLK1 | B9G0264-BLK1 | PFAS Isotope Dilution Method | 13C2-PFDoA | H | 49.6 |

H = Recovery was outside laboratory acceptance criteria.

TABLE OF CONTENTS


Case Narrative..... 1

Table of Contents..... 4

Sample Inventory..... 5

Analytical Results..... 6

Qualifiers..... 34

Certifications..... 35

Sample Receipt..... 38

Receiving Airbills..... 41

Extraction Information..... 42

Sample Data - PFAS Isotope Dilution Method..... 60

IIS Areas, IBs and CCVs..... 275

ICAL with ICV and IB..... 687

Tune Checks..... 1520

Standards..... 1569

# Sample Inventory Report

| Vista Sample ID | Client Sample ID | | Sampled | Received | Components/Containers |
|---|---|---|---|---|---|
| 1902189-01 | SAOA-B03-SO-5-5.5 | | 11-Jul-19 16:00 | 19-Jul-19 09:23 | HDPE Jar, 6 oz |
| 1902189-02 | SAOA-B03-SO-20-20.5 | | 11-Jul-19 16:30 | 19-Jul-19 09:23 | HDPE Jar, 6 oz |
| 1902189-03 | SAOA-B03-SO-56-56.5 | | 11-Jul-19 17:50 | 19-Jul-19 09:23 | HDPE Jar, 6 oz |
| 1902189-04 | SAOA-B03-GW | | 11-Jul-19 18:20 | 19-Jul-19 09:23 | HDPE Bottle, 125 mL |
| | | | | | HDPE Bottle, 125 mL |
| 1902189-05 | NAOA-B03-GW | | 15-Jul-19 15:55 | 19-Jul-19 09:23 | HDPE Bottle, 125 mL |
| | | | | | HDPE Bottle, 125 mL |
| 1902189-06 | EB-07152019-GW | | 15-Jul-19 17:10 | 19-Jul-19 09:23 | HDPE Bottle, 125 mL |
| | | | | | HDPE Bottle, 125 mL |
| 1902189-07 | FRB-07152019 | | 15-Jul-19 17:15 | 19-Jul-19 09:23 | HDPE Bottle, 125 mL |
| | | | | | HDPE Bottle, 125 mL |
| 1902189-08 | NON-B03-SO-1-1.5 | MS/MSD | 16-Jul-19 07:50 | 19-Jul-19 09:23 | HDPE Jar, 6 oz |
| | | | | | HDPE Jar, 6 oz |
| | | | | | HDPE Jar, 6 oz |
| 1902189-09 | NON-B03-SO-15-15.5 | | 16-Jul-19 08:20 | 19-Jul-19 09:23 | HDPE Jar, 6 oz |
| 1902189-10 | NON-B03-GW | | 16-Jul-19 10:30 | 19-Jul-19 09:23 | HDPE Bottle, 125 mL |
| | | | | | HDPE Bottle, 125 mL |
| 1902189-11 | EB-07162019-GW | | 16-Jul-19 10:40 | 19-Jul-19 09:23 | HDPE Bottle, 125 mL |
| | | | | | HDPE Bottle, 125 mL |
| 1902189-12 | NAOA-B06-GW | | 16-Jul-19 16:00 | 19-Jul-19 09:23 | HDPE Bottle, 125 mL |
| | | | | | HDPE Bottle, 125 mL |
| 1902189-13 | FRB-07162019 | | 16-Jul-19 17:30 | 19-Jul-19 09:23 | HDPE Bottle, 125 mL |
| | | | | | HDPE Bottle, 125 mL |
| 1902189-14 | EB-07162019 | | 16-Jul-19 18:00 | 19-Jul-19 09:23 | HDPE Bottle, 125 mL |
| | | | | | HDPE Bottle, 125 mL |
| 1902189-15 | NAOA-B04-SO-69-69.5 | | 17-Jul-19 09:45 | 19-Jul-19 09:23 | HDPE Jar, 6 oz |
| 1902189-16 | SAOA-B02-SO-5-5.5 | | 17-Jul-19 14:25 | 19-Jul-19 09:23 | HDPE Jar, 6 oz |
| 1902189-17 | SAOA-B02-SO-20-20.5 | | 17-Jul-19 14:45 | 19-Jul-19 09:23 | HDPE Jar, 6 oz |
| 1902189-18 | SAOA-B02-SO-56-56.5 | | 17-Jul-19 15:45 | 19-Jul-19 09:23 | HDPE Jar, 6 oz |
| 1902189-19 | FRB-07172019 | | 17-Jul-19 16:00 | 19-Jul-19 09:23 | HDPE Bottle, 125 mL |
| | | | | | HDPE Bottle, 125 mL |
| 1902189-20 | EB-07172019 | | 17-Jul-19 18:20 | 19-Jul-19 09:23 | HDPE Bottle, 125 mL |
| | | | | | HDPE Bottle, 125 mL |

# ANALYTICAL RESULTS

**Sample ID: Method Blank** — **PFAS Isotope Dilution Method**

**Client Data**

Name: Tetra Tech EC, Inc.
Project: 4663.3803
Matrix: Solid

**Laboratory Data**

Lab Sample: B9G0264-BLK1
Column: BEH C18

| Analyte | CAS Number | Conc. (ug/kg) | DL | LOD | LOQ | Qualifiers | Batch | Extracted | Samp Size | Analyzed | Dilution |
|---|---|---|---|---|---|---|---|---|---|---|---|
| PFBS | 375-73-5 | ND | 0.845 | 1.00 | 2.00 | U | B9G0264 | 01-Aug-19 | 1.00 g | 06-Aug-19 14:13 | 1 |
| PFHxA | 307-24-4 | ND | 0.845 | 1.00 | 2.00 | U | B9G0264 | 01-Aug-19 | 1.00 g | 06-Aug-19 14:13 | 1 |
| PFHpA | 375-85-9 | ND | 0.845 | 1.00 | 2.00 | U | B9G0264 | 01-Aug-19 | 1.00 g | 06-Aug-19 14:13 | 1 |
| PFHxS | 355-46-4 | ND | 0.845 | 1.00 | 2.00 | U | B9G0264 | 01-Aug-19 | 1.00 g | 06-Aug-19 14:13 | 1 |
| PFOA | 335-67-1 | ND | 0.845 | 1.00 | 2.00 | U | B9G0264 | 01-Aug-19 | 1.00 g | 06-Aug-19 14:13 | 1 |
| PFNA | 375-95-1 | ND | 0.845 | 1.00 | 2.00 | U | B9G0264 | 01-Aug-19 | 1.00 g | 06-Aug-19 14:13 | 1 |
| PFOS | 1763-23-1 | ND | 0.845 | 1.00 | 2.00 | U | B9G0264 | 01-Aug-19 | 1.00 g | 06-Aug-19 14:13 | 1 |
| PFDA | 335-76-2 | ND | 0.845 | 1.00 | 2.00 | U | B9G0264 | 01-Aug-19 | 1.00 g | 06-Aug-19 14:13 | 1 |
| MeFOSAA | 2355-31-9 | ND | 0.845 | 1.00 | 2.00 | U | B9G0264 | 01-Aug-19 | 1.00 g | 06-Aug-19 14:13 | 1 |
| EtFOSAA | 2991-50-6 | ND | 0.845 | 1.00 | 2.00 | U | B9G0264 | 01-Aug-19 | 1.00 g | 06-Aug-19 14:13 | 1 |
| PFUnA | 2058-94-8 | ND | 0.845 | 1.00 | 2.00 | U | B9G0264 | 01-Aug-19 | 1.00 g | 06-Aug-19 14:13 | 1 |
| PFDoA | 307-55-1 | ND | 0.845 | 1.00 | 2.00 | U | B9G0264 | 01-Aug-19 | 1.00 g | 06-Aug-19 14:13 | 1 |
| PFTrDA | 72629-94-8 | ND | 0.845 | 1.00 | 2.00 | U | B9G0264 | 01-Aug-19 | 1.00 g | 06-Aug-19 14:13 | 1 |
| PFTeDA | 376-06-7 | ND | 0.845 | 1.00 | 2.00 | U | B9G0264 | 01-Aug-19 | 1.00 g | 06-Aug-19 14:13 | 1 |

| Labeled Standards | Type | % Recovery | Limits | Qualifiers | Batch | Extracted | Samp Size | Analyzed | Dilution |
|---|---|---|---|---|---|---|---|---|---|
| 13C3-PFBS | IS | 77.5 | 50 - 150 | | B9G0264 | 01-Aug-19 | 1.00 g | 06-Aug-19 14:13 | 1 |
| 13C2-PFHxA | IS | 90.9 | 50 - 150 | | B9G0264 | 01-Aug-19 | 1.00 g | 06-Aug-19 14:13 | 1 |
| 13C4-PFHpA | IS | 102 | 50 - 150 | | B9G0264 | 01-Aug-19 | 1.00 g | 06-Aug-19 14:13 | 1 |
| 13C3-PFHxS | IS | 92.4 | 50 - 150 | | B9G0264 | 01-Aug-19 | 1.00 g | 06-Aug-19 14:13 | 1 |
| 13C2-PFOA | IS | 91.5 | 50 - 150 | | B9G0264 | 01-Aug-19 | 1.00 g | 06-Aug-19 14:13 | 1 |
| 13C5-PFNA | IS | 79.4 | 50 - 150 | | B9G0264 | 01-Aug-19 | 1.00 g | 06-Aug-19 14:13 | 1 |
| 13C8-PFOS | IS | 102 | 50 - 150 | | B9G0264 | 01-Aug-19 | 1.00 g | 06-Aug-19 14:13 | 1 |
| 13C2-PFDA | IS | 56.7 | 50 - 150 | | B9G0264 | 01-Aug-19 | 1.00 g | 06-Aug-19 14:13 | 1 |
| d3-MeFOSAA | IS | 52.9 | 50 - 150 | | B9G0264 | 01-Aug-19 | 1.00 g | 06-Aug-19 14:13 | 1 |
| d5-EtFOSAA | IS | 57.5 | 50 - 150 | | B9G0264 | 01-Aug-19 | 1.00 g | 06-Aug-19 14:13 | 1 |
| 13C2-PFUnA | IS | 61.7 | 50 - 150 | | B9G0264 | 01-Aug-19 | 1.00 g | 06-Aug-19 14:13 | 1 |
| 13C2-PFDoA | IS | 49.6 | 50 - 150 | H | B9G0264 | 01-Aug-19 | 1.00 g | 06-Aug-19 14:13 | 1 |
| 13C2-PFTeDA | IS | 69.1 | 50 - 150 | | B9G0264 | 01-Aug-19 | 1.00 g | 06-Aug-19 14:13 | 1 |

DL - Detection Limit
LOD - Limit of Detection
LOQ - Limit of quantitation

The results are reported in dry weight.
The sample size is reported in wet weight.
Results reported to the DL.

When reported, PFHxS, PFOA, PFOS, MeFOSAA and EtFOSAA include both linear and branched isomers. Only the linear isomer is reported for all other analytes.

**Sample ID: OPR** **PFAS Isotope Dilution Method**

**Client Data**

Name: Tetra Tech EC, Inc.
Project: 4663.3803
Matrix: Solid

**Laboratory Data**

Lab Sample: B9G0264-BS1
Column: BEH C18

| Analyte | CAS Number | Amt Found (ug/kg | Spike Amt | % Rec | Limits | Qualifiers | Batch | Extracted | Samp Size | Analyzed | Dilution |
|---|---|---|---|---|---|---|---|---|---|---|---|
| PFBS | 375-73-5 | 12.6 | 10.0 | 126 | 70 - 130 | | B9G0264 | 01-Aug-19 | 1.00 g | 08-Aug-19 01:48 | 1 |
| PFHxA | 307-24-4 | 13.0 | 10.0 | 130 | 70 - 130 | | B9G0264 | 01-Aug-19 | 1.00 g | 08-Aug-19 01:48 | 1 |
| PFHpA | 375-85-9 | 9.29 | 10.0 | 92.9 | 70 - 130 | | B9G0264 | 01-Aug-19 | 1.00 g | 08-Aug-19 01:48 | 1 |
| PFHxS | 355-46-4 | 10.3 | 10.0 | 103 | 70 - 130 | | B9G0264 | 01-Aug-19 | 1.00 g | 08-Aug-19 01:48 | 1 |
| PFOA | 335-67-1 | 11.2 | 10.0 | 112 | 70 - 130 | | B9G0264 | 01-Aug-19 | 1.00 g | 08-Aug-19 01:48 | 1 |
| PFNA | 375-95-1 | 10.5 | 10.0 | 105 | 70 - 130 | | B9G0264 | 01-Aug-19 | 1.00 g | 08-Aug-19 01:48 | 1 |
| PFOS | 1763-23-1 | 9.24 | 10.0 | 92.4 | 70 - 130 | | B9G0264 | 01-Aug-19 | 1.00 g | 08-Aug-19 01:48 | 1 |
| PFDA | 335-76-2 | 11.9 | 10.0 | 119 | 70 - 130 | | B9G0264 | 01-Aug-19 | 1.00 g | 08-Aug-19 01:48 | 1 |
| MeFOSAA | 2355-31-9 | 10.5 | 10.0 | 105 | 70 - 130 | | B9G0264 | 01-Aug-19 | 1.00 g | 08-Aug-19 01:48 | 1 |
| EtFOSAA | 2991-50-6 | 11.0 | 10.0 | 110 | 70 - 130 | | B9G0264 | 01-Aug-19 | 1.00 g | 08-Aug-19 01:48 | 1 |
| PFUnA | 2058-94-8 | 10.2 | 10.0 | 102 | 70 - 130 | | B9G0264 | 01-Aug-19 | 1.00 g | 08-Aug-19 01:48 | 1 |
| PFDoA | 307-55-1 | 9.10 | 10.0 | 91.0 | 70 - 130 | | B9G0264 | 01-Aug-19 | 1.00 g | 08-Aug-19 01:48 | 1 |
| PFTrDA | 72629-94-8 | 9.75 | 10.0 | 97.5 | 60 - 130 | | B9G0264 | 01-Aug-19 | 1.00 g | 08-Aug-19 01:48 | 1 |
| PFTeDA | 376-06-7 | 11.1 | 10.0 | 111 | 70 - 130 | | B9G0264 | 01-Aug-19 | 1.00 g | 08-Aug-19 01:48 | 1 |

| Labeled Standards | Type | % Rec | Limits | Qualifiers | Batch | Extracted | Samp Size | Analyzed | Dilution |
|---|---|---|---|---|---|---|---|---|---|
| 13C3-PFBS | IS | 69.1 | 50- 150 | | B9G0264 | 01-Aug-19 | 1.00 g | 08-Aug-19 01:48 | 1 |
| 13C2-PFHxA | IS | 69.3 | 50- 150 | | B9G0264 | 01-Aug-19 | 1.00 g | 08-Aug-19 01:48 | 1 |
| 13C4-PFHpA | IS | 87.0 | 50- 150 | | B9G0264 | 01-Aug-19 | 1.00 g | 08-Aug-19 01:48 | 1 |
| 13C3-PFHxS | IS | 84.2 | 50- 150 | | B9G0264 | 01-Aug-19 | 1.00 g | 08-Aug-19 01:48 | 1 |
| 13C2-PFOA | IS | 81.7 | 50- 150 | | B9G0264 | 01-Aug-19 | 1.00 g | 08-Aug-19 01:48 | 1 |
| 13C5-PFNA | IS | 75.9 | 50- 150 | | B9G0264 | 01-Aug-19 | 1.00 g | 08-Aug-19 01:48 | 1 |
| 13C8-PFOS | IS | 94.6 | 50- 150 | | B9G0264 | 01-Aug-19 | 1.00 g | 08-Aug-19 01:48 | 1 |
| 13C2-PFDA | IS | 50.7 | 50- 150 | | B9G0264 | 01-Aug-19 | 1.00 g | 08-Aug-19 01:48 | 1 |
| d3-MeFOSAA | IS | 62.5 | 50- 150 | | B9G0264 | 01-Aug-19 | 1.00 g | 08-Aug-19 01:48 | 1 |
| d5-EtFOSAA | IS | 66.9 | 50- 150 | | B9G0264 | 01-Aug-19 | 1.00 g | 08-Aug-19 01:48 | 1 |
| 13C2-PFUnA | IS | 56.9 | 50- 150 | | B9G0264 | 01-Aug-19 | 1.00 g | 08-Aug-19 01:48 | 1 |
| 13C2-PFDoA | IS | 58.4 | 50- 150 | | B9G0264 | 01-Aug-19 | 1.00 g | 08-Aug-19 01:48 | 1 |
| 13C2-PFTeDA | IS | 70.6 | 50- 150 | | B9G0264 | 01-Aug-19 | 1.00 g | 08-Aug-19 01:48 | 1 |

## Sample ID: SAOA-B03-SO-5-5.5

**PFAS Isotope Dilution Method**

**Client Data**

Name: Tetra Tech EC, Inc.
Project: 4663.3803
Location: Yuma, AZ

Matrix: Soil
Date Collected: 11-Jul-19 16:00

**Laboratory Data**

Lab Sample: 1902189-01
Date Received: 19-Jul-19 09:23
% Solids: 94.3

Column: BEH C18

| Analyte | CAS Number | Conc. (ug/kg) | DL | LOD | LOQ | Qualifiers | Batch | Extracted | Samp Size | Analyzed | Dilution |
|---|---|---|---|---|---|---|---|---|---|---|---|
| PFBS | 375-73-5 | ND | 0.829 | 0.981 | 1.96 | U | B9G0264 | 01-Aug-19 | 1.08 g | 06-Aug-19 14:23 | 1 |
| PFHxA | 307-24-4 | 8.09 | 0.829 | 0.981 | 1.96 | | B9G0264 | 01-Aug-19 | 1.08 g | 06-Aug-19 14:23 | 1 |
| PFHpA | 375-85-9 | 0.842 | 0.829 | 0.981 | 1.96 | J | B9G0264 | 01-Aug-19 | 1.08 g | 06-Aug-19 14:23 | 1 |
| PFHxS | 355-46-4 | 10.7 | 0.829 | 0.981 | 1.96 | | B9G0264 | 01-Aug-19 | 1.08 g | 06-Aug-19 14:23 | 1 |
| PFOA | 335-67-1 | 19.9 | 0.829 | 0.981 | 1.96 | | B9G0264 | 01-Aug-19 | 1.08 g | 06-Aug-19 14:23 | 1 |
| PFNA | 375-95-1 | ND | 0.829 | 0.981 | 1.96 | U | B9G0264 | 01-Aug-19 | 1.08 g | 06-Aug-19 14:23 | 1 |
| PFOS | 1763-23-1 | 15.8 | 0.829 | 0.981 | 1.96 | | B9G0264 | 01-Aug-19 | 1.08 g | 06-Aug-19 14:23 | 1 |
| PFDA | 335-76-2 | ND | 0.829 | 0.981 | 1.96 | U | B9G0264 | 01-Aug-19 | 1.08 g | 06-Aug-19 14:23 | 1 |
| MeFOSAA | 2355-31-9 | ND | 0.829 | 0.981 | 1.96 | U | B9G0264 | 01-Aug-19 | 1.08 g | 06-Aug-19 14:23 | 1 |
| EtFOSAA | 2991-50-6 | ND | 0.829 | 0.981 | 1.96 | U | B9G0264 | 01-Aug-19 | 1.08 g | 06-Aug-19 14:23 | 1 |
| PFUnA | 2058-94-8 | ND | 0.829 | 0.981 | 1.96 | U | B9G0264 | 01-Aug-19 | 1.08 g | 06-Aug-19 14:23 | 1 |
| PFDoA | 307-55-1 | ND | 0.829 | 0.981 | 1.96 | U | B9G0264 | 01-Aug-19 | 1.08 g | 06-Aug-19 14:23 | 1 |
| PFTrDA | 72629-94-8 | ND | 0.829 | 0.981 | 1.96 | U | B9G0264 | 01-Aug-19 | 1.08 g | 06-Aug-19 14:23 | 1 |
| PFTeDA | 376-06-7 | ND | 0.829 | 0.981 | 1.96 | U | B9G0264 | 01-Aug-19 | 1.08 g | 06-Aug-19 14:23 | 1 |

| Labeled Standards | Type | % Recovery | Limits | Qualifiers | Batch | Extracted | Samp Size | Analyzed | Dilution |
|---|---|---|---|---|---|---|---|---|---|
| 13C3-PFBS | IS | 63.6 | 50 - 150 | | B9G0264 | 01-Aug-19 | 1.08 g | 06-Aug-19 14:23 | 1 |
| 13C2-PFHxA | IS | 80.7 | 50 - 150 | | B9G0264 | 01-Aug-19 | 1.08 g | 06-Aug-19 14:23 | 1 |
| 13C4-PFHpA | IS | 89.3 | 50 - 150 | | B9G0264 | 01-Aug-19 | 1.08 g | 06-Aug-19 14:23 | 1 |
| 13C3-PFHxS | IS | 76.1 | 50 - 150 | | B9G0264 | 01-Aug-19 | 1.08 g | 06-Aug-19 14:23 | 1 |
| 13C2-PFOA | IS | 84.8 | 50 - 150 | | B9G0264 | 01-Aug-19 | 1.08 g | 06-Aug-19 14:23 | 1 |
| 13C5-PFNA | IS | 73.3 | 50 - 150 | | B9G0264 | 01-Aug-19 | 1.08 g | 06-Aug-19 14:23 | 1 |
| 13C8-PFOS | IS | 83.1 | 50 - 150 | | B9G0264 | 01-Aug-19 | 1.08 g | 06-Aug-19 14:23 | 1 |
| 13C2-PFDA | IS | 56.0 | 50 - 150 | | B9G0264 | 01-Aug-19 | 1.08 g | 06-Aug-19 14:23 | 1 |
| d3-MeFOSAA | IS | 50.8 | 50 - 150 | | B9G0264 | 01-Aug-19 | 1.08 g | 06-Aug-19 14:23 | 1 |
| d5-EtFOSAA | IS | 60.0 | 50 - 150 | | B9G0264 | 01-Aug-19 | 1.08 g | 06-Aug-19 14:23 | 1 |
| 13C2-PFUnA | IS | 58.2 | 50 - 150 | | B9G0264 | 01-Aug-19 | 1.08 g | 06-Aug-19 14:23 | 1 |
| 13C2-PFDoA | IS | 50.3 | 50 - 150 | | B9G0264 | 01-Aug-19 | 1.08 g | 06-Aug-19 14:23 | 1 |
| 13C2-PFTeDA | IS | 65.7 | 50 - 150 | | B9G0264 | 01-Aug-19 | 1.08 g | 06-Aug-19 14:23 | 1 |

DL - Detection Limit
LOD - Limit of Detection
LOQ - Limit of quantitation

The results are reported in dry weight.
The sample size is reported in wet weight.
Results reported to the DL.

When reported, PFHxS, PFOA, PFOS, MeFOSAA and EtFOSAA include both linear and branched isomers. Only the linear isomer is reported for all other analytes.

## Sample ID: SAOA-B03-SO-20-20.5

## PFAS Isotope Dilution Method

**Client Data**

Name: Tetra Tech EC, Inc.
Project: 4663.3803
Location: Yuma, AZ

Matrix: Soil
Date Collected: 11-Jul-19 16:30

**Laboratory Data**

Lab Sample: 1902189-02
Date Received: 19-Jul-19 09:23
% Solids: 83.8

Column: BEH C18

| Analyte | CAS Number | Conc. (ug/kg) | DL | LOD | LOQ | Qualifiers | Batch | Extracted | Samp Size | Analyzed | Dilution |
|---|---|---|---|---|---|---|---|---|---|---|---|
| PFBS | 375-73-5 | ND | 0.833 | 0.986 | 1.97 | U | B9G0264 | 01-Aug-19 | 1.21 g | 06-Aug-19 14:34 | 1 |
| PFHxA | 307-24-4 | 4.71 | 0.833 | 0.986 | 1.97 | | B9G0264 | 01-Aug-19 | 1.21 g | 06-Aug-19 14:34 | 1 |
| PFHpA | 375-85-9 | ND | 0.833 | 0.986 | 1.97 | U | B9G0264 | 01-Aug-19 | 1.21 g | 06-Aug-19 14:34 | 1 |
| PFHxS | 355-46-4 | 1.98 | 0.833 | 0.986 | 1.97 | | B9G0264 | 01-Aug-19 | 1.21 g | 06-Aug-19 14:34 | 1 |
| PFOA | 335-67-1 | 3.74 | 0.833 | 0.986 | 1.97 | | B9G0264 | 01-Aug-19 | 1.21 g | 06-Aug-19 14:34 | 1 |
| PFNA | 375-95-1 | ND | 0.833 | 0.986 | 1.97 | U | B9G0264 | 01-Aug-19 | 1.21 g | 06-Aug-19 14:34 | 1 |
| PFOS | 1763-23-1 | 1.73 | 0.833 | 0.986 | 1.97 | J | B9G0264 | 01-Aug-19 | 1.21 g | 06-Aug-19 14:34 | 1 |
| PFDA | 335-76-2 | ND | 0.833 | 0.986 | 1.97 | U | B9G0264 | 01-Aug-19 | 1.21 g | 06-Aug-19 14:34 | 1 |
| MeFOSAA | 2355-31-9 | ND | 0.833 | 0.986 | 1.97 | U | B9G0264 | 01-Aug-19 | 1.21 g | 06-Aug-19 14:34 | 1 |
| EtFOSAA | 2991-50-6 | ND | 0.833 | 0.986 | 1.97 | U | B9G0264 | 01-Aug-19 | 1.21 g | 06-Aug-19 14:34 | 1 |
| PFUnA | 2058-94-8 | ND | 0.833 | 0.986 | 1.97 | U | B9G0264 | 01-Aug-19 | 1.21 g | 06-Aug-19 14:34 | 1 |
| PFDoA | 307-55-1 | ND | 0.833 | 0.986 | 1.97 | U | B9G0264 | 01-Aug-19 | 1.21 g | 06-Aug-19 14:34 | 1 |
| PFTrDA | 72629-94-8 | ND | 0.833 | 0.986 | 1.97 | U | B9G0264 | 01-Aug-19 | 1.21 g | 06-Aug-19 14:34 | 1 |
| PFTeDA | 376-06-7 | ND | 0.833 | 0.986 | 1.97 | U | B9G0264 | 01-Aug-19 | 1.21 g | 06-Aug-19 14:34 | 1 |

| Labeled Standards | Type | % Recovery | Limits | Qualifiers | Batch | Extracted | Samp Size | Analyzed | Dilution |
|---|---|---|---|---|---|---|---|---|---|
| 13C3-PFBS | IS | 74.5 | 50 - 150 | | B9G0264 | 01-Aug-19 | 1.21 g | 06-Aug-19 14:34 | 1 |
| 13C2-PFHxA | IS | 87.5 | 50 - 150 | | B9G0264 | 01-Aug-19 | 1.21 g | 06-Aug-19 14:34 | 1 |
| 13C4-PFHpA | IS | 99.9 | 50 - 150 | | B9G0264 | 01-Aug-19 | 1.21 g | 06-Aug-19 14:34 | 1 |
| 13C3-PFHxS | IS | 87.7 | 50 - 150 | | B9G0264 | 01-Aug-19 | 1.21 g | 06-Aug-19 14:34 | 1 |
| 13C2-PFOA | IS | 88.6 | 50 - 150 | | B9G0264 | 01-Aug-19 | 1.21 g | 06-Aug-19 14:34 | 1 |
| 13C5-PFNA | IS | 78.4 | 50 - 150 | | B9G0264 | 01-Aug-19 | 1.21 g | 06-Aug-19 14:34 | 1 |
| 13C8-PFOS | IS | 84.6 | 50 - 150 | | B9G0264 | 01-Aug-19 | 1.21 g | 06-Aug-19 14:34 | 1 |
| 13C2-PFDA | IS | 55.9 | 50 - 150 | | B9G0264 | 01-Aug-19 | 1.21 g | 06-Aug-19 14:34 | 1 |
| d3-MeFOSAA | IS | 50.6 | 50 - 150 | | B9G0264 | 01-Aug-19 | 1.21 g | 06-Aug-19 14:34 | 1 |
| d5-EtFOSAA | IS | 60.5 | 50 - 150 | | B9G0264 | 01-Aug-19 | 1.21 g | 06-Aug-19 14:34 | 1 |
| 13C2-PFUnA | IS | 59.0 | 50 - 150 | | B9G0264 | 01-Aug-19 | 1.21 g | 06-Aug-19 14:34 | 1 |
| 13C2-PFDoA | IS | 47.7 | 50 - 150 | H | B9G0264 | 01-Aug-19 | 1.21 g | 06-Aug-19 14:34 | 1 |
| 13C2-PFTeDA | IS | 70.1 | 50 - 150 | | B9G0264 | 01-Aug-19 | 1.21 g | 06-Aug-19 14:34 | 1 |

DL - Detection Limit

LOD - Limit of Detection
LOQ - Limit of quantitation

The results are reported in dry weight.
The sample size is reported in wet weight.
Results reported to the DL.

When reported, PFHxS, PFOA, PFOS, MeFOSAA and EtFOSAA include both linear and branched isomers. Only the linear isomer is reported for all other analytes.

## Sample ID: SAOA-B03-SO-56-56.5

**PFAS Isotope Dilution Method**

**Client Data**

Name: Tetra Tech EC, Inc.
Project: 4663.3803
Location: Yuma, AZ
Matrix: Soil
Date Collected: 11-Jul-19 17:50

**Laboratory Data**

Lab Sample: 1902189-03
Date Received: 19-Jul-19 09:23
% Solids: 84.8
Column: BEH C18

| Analyte | CAS Number | Conc. (ug/kg) | DL | LOD | LOQ | Qualifiers | Batch | Extracted | Samp Size | Analyzed | Dilution |
|---|---|---|---|---|---|---|---|---|---|---|---|
| PFBS | 375-73-5 | ND | 0.844 | 0.999 | 2.00 | U | B9G0264 | 01-Aug-19 | 1.18 g | 05-Aug-19 15:36 | 1 |
| PFHxA | 307-24-4 | ND | 0.844 | 0.999 | 2.00 | U | B9G0264 | 01-Aug-19 | 1.18 g | 05-Aug-19 15:36 | 1 |
| PFHpA | 375-85-9 | ND | 0.844 | 0.999 | 2.00 | U | B9G0264 | 01-Aug-19 | 1.18 g | 05-Aug-19 15:36 | 1 |
| PFHxS | 355-46-4 | ND | 0.844 | 0.999 | 2.00 | U | B9G0264 | 01-Aug-19 | 1.18 g | 05-Aug-19 15:36 | 1 |
| PFOA | 335-67-1 | ND | 0.844 | 0.999 | 2.00 | U | B9G0264 | 01-Aug-19 | 1.18 g | 05-Aug-19 15:36 | 1 |
| PFNA | 375-95-1 | ND | 0.844 | 0.999 | 2.00 | U | B9G0264 | 01-Aug-19 | 1.18 g | 05-Aug-19 15:36 | 1 |
| PFOS | 1763-23-1 | ND | 0.844 | 0.999 | 2.00 | U | B9G0264 | 01-Aug-19 | 1.18 g | 05-Aug-19 15:36 | 1 |
| PFDA | 335-76-2 | ND | 0.844 | 0.999 | 2.00 | U | B9G0264 | 01-Aug-19 | 1.18 g | 05-Aug-19 15:36 | 1 |
| MeFOSAA | 2355-31-9 | ND | 0.844 | 0.999 | 2.00 | U | B9G0264 | 01-Aug-19 | 1.18 g | 05-Aug-19 15:36 | 1 |
| EtFOSAA | 2991-50-6 | ND | 0.844 | 0.999 | 2.00 | U | B9G0264 | 01-Aug-19 | 1.18 g | 05-Aug-19 15:36 | 1 |
| PFUnA | 2058-94-8 | ND | 0.844 | 0.999 | 2.00 | U | B9G0264 | 01-Aug-19 | 1.18 g | 05-Aug-19 15:36 | 1 |
| PFDoA | 307-55-1 | ND | 0.844 | 0.999 | 2.00 | U | B9G0264 | 01-Aug-19 | 1.18 g | 05-Aug-19 15:36 | 1 |
| PFTrDA | 72629-94-8 | ND | 0.844 | 0.999 | 2.00 | U | B9G0264 | 01-Aug-19 | 1.18 g | 05-Aug-19 15:36 | 1 |
| PFTeDA | 376-06-7 | ND | 0.844 | 0.999 | 2.00 | U | B9G0264 | 01-Aug-19 | 1.18 g | 05-Aug-19 15:36 | 1 |

| Labeled Standards | Type | % Recovery | Limits | Qualifiers | Batch | Extracted | Samp Size | Analyzed | Dilution |
|---|---|---|---|---|---|---|---|---|---|
| 13C3-PFBS | IS | 67.4 | 50 - 150 | | B9G0264 | 01-Aug-19 | 1.18 g | 05-Aug-19 15:36 | 1 |
| 13C2-PFHxA | IS | 84.7 | 50 - 150 | | B9G0264 | 01-Aug-19 | 1.18 g | 05-Aug-19 15:36 | 1 |
| 13C4-PFHpA | IS | 90.1 | 50 - 150 | | B9G0264 | 01-Aug-19 | 1.18 g | 05-Aug-19 15:36 | 1 |
| 13C3-PFHxS | IS | 83.7 | 50 - 150 | | B9G0264 | 01-Aug-19 | 1.18 g | 05-Aug-19 15:36 | 1 |
| 13C2-PFOA | IS | 93.9 | 50 - 150 | | B9G0264 | 01-Aug-19 | 1.18 g | 05-Aug-19 15:36 | 1 |
| 13C5-PFNA | IS | 73.9 | 50 - 150 | | B9G0264 | 01-Aug-19 | 1.18 g | 05-Aug-19 15:36 | 1 |
| 13C8-PFOS | IS | 93.8 | 50 - 150 | | B9G0264 | 01-Aug-19 | 1.18 g | 05-Aug-19 15:36 | 1 |
| 13C2-PFDA | IS | 54.2 | 50 - 150 | | B9G0264 | 01-Aug-19 | 1.18 g | 05-Aug-19 15:36 | 1 |
| d3-MeFOSAA | IS | 49.7 | 50 - 150 | H | B9G0264 | 01-Aug-19 | 1.18 g | 05-Aug-19 15:36 | 1 |
| d5-EtFOSAA | IS | 50.6 | 50 - 150 | | B9G0264 | 01-Aug-19 | 1.18 g | 05-Aug-19 15:36 | 1 |
| 13C2-PFUnA | IS | 65.4 | 50 - 150 | | B9G0264 | 01-Aug-19 | 1.18 g | 05-Aug-19 15:36 | 1 |
| 13C2-PFDoA | IS | 46.9 | 50 - 150 | H | B9G0264 | 01-Aug-19 | 1.18 g | 05-Aug-19 15:36 | 1 |
| 13C2-PFTeDA | IS | 69.0 | 50 - 150 | | B9G0264 | 01-Aug-19 | 1.18 g | 05-Aug-19 15:36 | 1 |

DL - Detection Limit

LOD - Limit of Detection
LOQ - Limit of quantitation

The results are reported in dry weight.
The sample size is reported in wet weight.
Results reported to the DL.

When reported, PFHxS, PFOA, PFOS, MeFOSAA and EtFOSAA include both linear and branched isomers. Only the linear isomer is reported for all other analytes.

## Sample ID: NON-B03-SO-1-1.5

**PFAS Isotope Dilution Method**

**Client Data**

Name: Tetra Tech EC, Inc.
Project: 4663.3803
Location: Yuma, AZ

Matrix: Soil
Date Collected: 16-Jul-19 07:50

**Laboratory Data**

Lab Sample: 1902189-08
Date Received: 19-Jul-19 09:23
% Solids: 99.2

Column: BEH C18

| Analyte | CAS Number | Conc. (ug/kg) | DL | LOD | LOQ | Qualifiers | Batch | Extracted | Samp Size | Analyzed | Dilution |
|---|---|---|---|---|---|---|---|---|---|---|---|
| PFBS | 375-73-5 | ND | 0.827 | 0.979 | 1.96 | U | B9G0264 | 01-Aug-19 | 1.03 g | 05-Aug-19 15:47 | 1 |
| PFHxA | 307-24-4 | ND | 0.827 | 0.979 | 1.96 | U | B9G0264 | 01-Aug-19 | 1.03 g | 05-Aug-19 15:47 | 1 |
| PFHpA | 375-85-9 | ND | 0.827 | 0.979 | 1.96 | U | B9G0264 | 01-Aug-19 | 1.03 g | 05-Aug-19 15:47 | 1 |
| PFHxS | 355-46-4 | ND | 0.827 | 0.979 | 1.96 | U | B9G0264 | 01-Aug-19 | 1.03 g | 05-Aug-19 15:47 | 1 |
| PFOA | 335-67-1 | ND | 0.827 | 0.979 | 1.96 | U | B9G0264 | 01-Aug-19 | 1.03 g | 05-Aug-19 15:47 | 1 |
| PFNA | 375-95-1 | ND | 0.827 | 0.979 | 1.96 | U | B9G0264 | 01-Aug-19 | 1.03 g | 05-Aug-19 15:47 | 1 |
| PFOS | 1763-23-1 | 1.27 | 0.827 | 0.979 | 1.96 | J | B9G0264 | 01-Aug-19 | 1.03 g | 05-Aug-19 15:47 | 1 |
| PFDA | 335-76-2 | ND | 0.827 | 0.979 | 1.96 | U | B9G0264 | 01-Aug-19 | 1.03 g | 05-Aug-19 15:47 | 1 |
| MeFOSAA | 2355-31-9 | ND | 0.827 | 0.979 | 1.96 | U | B9G0264 | 01-Aug-19 | 1.03 g | 05-Aug-19 15:47 | 1 |
| EtFOSAA | 2991-50-6 | ND | 0.827 | 0.979 | 1.96 | U | B9G0264 | 01-Aug-19 | 1.03 g | 05-Aug-19 15:47 | 1 |
| PFUnA | 2058-94-8 | ND | 0.827 | 0.979 | 1.96 | U | B9G0264 | 01-Aug-19 | 1.03 g | 05-Aug-19 15:47 | 1 |
| PFDoA | 307-55-1 | ND | 0.827 | 0.979 | 1.96 | U | B9G0264 | 01-Aug-19 | 1.03 g | 05-Aug-19 15:47 | 1 |
| PFTrDA | 72629-94-8 | ND | 0.827 | 0.979 | 1.96 | U | B9G0264 | 01-Aug-19 | 1.03 g | 05-Aug-19 15:47 | 1 |
| PFTeDA | 376-06-7 | ND | 0.827 | 0.979 | 1.96 | U | B9G0264 | 01-Aug-19 | 1.03 g | 05-Aug-19 15:47 | 1 |

| Labeled Standards | Type | % Recovery | Limits | Qualifiers | Batch | Extracted | Samp Size | Analyzed | Dilution |
|---|---|---|---|---|---|---|---|---|---|
| 13C3-PFBS | IS | 75.1 | 50 - 150 | | B9G0264 | 01-Aug-19 | 1.03 g | 05-Aug-19 15:47 | 1 |
| 13C2-PFHxA | IS | 80.8 | 50 - 150 | | B9G0264 | 01-Aug-19 | 1.03 g | 05-Aug-19 15:47 | 1 |
| 13C4-PFHpA | IS | 93.0 | 50 - 150 | | B9G0264 | 01-Aug-19 | 1.03 g | 05-Aug-19 15:47 | 1 |
| 13C3-PFHxS | IS | 103 | 50 - 150 | | B9G0264 | 01-Aug-19 | 1.03 g | 05-Aug-19 15:47 | 1 |
| 13C2-PFOA | IS | 92.4 | 50 - 150 | | B9G0264 | 01-Aug-19 | 1.03 g | 05-Aug-19 15:47 | 1 |
| 13C5-PFNA | IS | 76.8 | 50 - 150 | | B9G0264 | 01-Aug-19 | 1.03 g | 05-Aug-19 15:47 | 1 |
| 13C8-PFOS | IS | 102 | 50 - 150 | | B9G0264 | 01-Aug-19 | 1.03 g | 05-Aug-19 15:47 | 1 |
| 13C2-PFDA | IS | 53.4 | 50 - 150 | | B9G0264 | 01-Aug-19 | 1.03 g | 05-Aug-19 15:47 | 1 |
| d3-MeFOSAA | IS | 52.4 | 50 - 150 | | B9G0264 | 01-Aug-19 | 1.03 g | 05-Aug-19 15:47 | 1 |
| d5-EtFOSAA | IS | 56.8 | 50 - 150 | | B9G0264 | 01-Aug-19 | 1.03 g | 05-Aug-19 15:47 | 1 |
| 13C2-PFUnA | IS | 70.3 | 50 - 150 | | B9G0264 | 01-Aug-19 | 1.03 g | 05-Aug-19 15:47 | 1 |
| 13C2-PFDoA | IS | 56.2 | 50 - 150 | | B9G0264 | 01-Aug-19 | 1.03 g | 05-Aug-19 15:47 | 1 |
| 13C2-PFTeDA | IS | 75.3 | 50 - 150 | | B9G0264 | 01-Aug-19 | 1.03 g | 05-Aug-19 15:47 | 1 |

DL - Detection Limit

LOD - Limit of Detection
LOQ - Limit of quantitation

The results are reported in dry weight.
The sample size is reported in wet weight.
Results reported to the DL.

When reported, PFHxS, PFOA, PFOS, MeFOSAA and EtFOSAA include both linear and branched isomers. Only the linear isomer is reported for all other analytes.

**Sample ID: NON-B03-SO-1-1.5** **PFAS Isotope Dilution Method**

| | | | | | |
|---|---|---|---|---|---|
| Name: | Tetra Tech EC, Inc. | Lab Sample: | B9G0264-MS1/B9G0264-MSD1 | Source Lab Sample: | 1902189-08 |
| Project: | 4663.3803 | QC Batch: | B9G0264 | Date Extracted: | 01-Aug-19 |
| Matrix: | Solid | Samp Size: | 1.01/1.02 g | Column: | BEH C18 |

| Analyte | CAS Number | Sample (ug/kg) | MS (ug/kg) | MS Spike | MS % Rec | MS Quals | MSD (ug/kg) | MSD Spike | MSD % Rec | RPD | MSD Quals | %Rec Limits | RPD Limits | MS Analyzed | MS Dil | MSD Analyzed | MSD Dil |
|---|---|---|---|---|---|---|---|---|---|---|---|---|---|---|---|---|---|
| PFBS | 375-73-5 | ND | 12.1 | 9.98 | 121 | | 12.1 | 9.88 | 122 | 0.823 | | 70-130 | 30 | 05-Aug-19 14:43 | 1 | 05-Aug-19 14:54 | 1 |
| PFHxA | 307-24-4 | ND | 11.4 | 9.98 | 114 | | 12.0 | 9.88 | 121 | 5.96 | | 70-130 | 30 | 05-Aug-19 14:43 | 1 | 05-Aug-19 14:54 | 1 |
| PFHpA | 375-85-9 | ND | 9.58 | 9.98 | 96.0 | | 10.2 | 9.88 | 103 | 7.04 | | 70-130 | 30 | 05-Aug-19 14:43 | 1 | 05-Aug-19 14:54 | 1 |
| PFHxS | 355-46-4 | ND | 8.49 | 9.98 | 83.3 | | 9.95 | 9.88 | 98.9 | 17.1 | | 70-130 | 30 | 05-Aug-19 14:43 | 1 | 05-Aug-19 14:54 | 1 |
| PFOA | 335-67-1 | ND | 10.0 | 9.98 | 99.2 | | 10.2 | 9.88 | 102 | 2.78 | | 70-130 | 30 | 05-Aug-19 14:43 | 1 | 05-Aug-19 14:54 | 1 |
| PFNA | 375-95-1 | ND | 9.84 | 9.98 | 98.3 | | 10.9 | 9.88 | 110 | 11.2 | | 70-130 | 30 | 05-Aug-19 14:43 | 1 | 05-Aug-19 14:54 | 1 |
| PFOS | 1763-23-1 | 1.27 | 10.2 | 9.98 | 89.8 | | 10.3 | 9.88 | 91.3 | 1.66 | | 70-130 | 30 | 05-Aug-19 14:43 | 1 | 05-Aug-19 14:54 | 1 |
| PFDA | 335-76-2 | ND | 10.6 | 9.98 | 105 | | 10.8 | 9.88 | 109 | 3.74 | | 70-130 | 30 | 05-Aug-19 14:43 | 1 | 05-Aug-19 14:54 | 1 |
| MeFOSAA | 2355-31-9 | ND | 12.6 | 9.98 | 126 | | 12.5 | 9.88 | 126 | 0 | | 70-130 | 30 | 05-Aug-19 14:43 | 1 | 05-Aug-19 14:54 | 1 |
| EtFOSAA | 2991-50-6 | ND | 12.8 | 9.98 | 128 | | 12.4 | 9.88 | 126 | 1.57 | | 70-130 | 30 | 05-Aug-19 14:43 | 1 | 05-Aug-19 14:54 | 1 |
| PFUnA | 2058-94-8 | ND | 9.79 | 9.98 | 98.1 | | 10.6 | 9.88 | 107 | 8.68 | | 70-130 | 30 | 05-Aug-19 14:43 | 1 | 05-Aug-19 14:54 | 1 |
| PFDoA | 307-55-1 | ND | 9.00 | 9.98 | 90.2 | | 9.50 | 9.88 | 96.1 | 6.33 | | 70-130 | 30 | 05-Aug-19 14:43 | 1 | 05-Aug-19 14:54 | 1 |
| PFTrDA | 72629-94-8 | ND | 9.05 | 9.98 | 90.7 | | 10.6 | 9.88 | 108 | 17.4 | | 60-130 | 30 | 05-Aug-19 14:43 | 1 | 05-Aug-19 14:54 | 1 |
| PFTeDA | 376-06-7 | ND | 9.19 | 9.98 | 92.1 | | 9.08 | 9.88 | 91.9 | 0.217 | | 70-130 | 30 | 05-Aug-19 14:43 | 1 | 05-Aug-19 14:54 | 1 |

| Labeled Standards | Type | MS % Rec | MS Quals | MSD % Rec | MSD Quals | Limits | MS Analyzed | MS Dil | MSD Analyzed | MSD Dil |
|---|---|---|---|---|---|---|---|---|---|---|
| 13C3-PFBS | IS | 69.1 | | 71.9 | | 50-150 | 05-Aug-19 14:43 | 1 | 05-Aug-19 14:54 | 1 |
| 13C2-PFHxA | IS | 81.2 | | 81.1 | | 50-150 | 05-Aug-19 14:43 | 1 | 05-Aug-19 14:54 | 1 |
| 13C4-PFHpA | IS | 90.4 | | 90.0 | | 50-150 | 05-Aug-19 14:43 | 1 | 05-Aug-19 14:54 | 1 |
| 13C3-PFHxS | IS | 95.1 | | 90.3 | | 50-150 | 05-Aug-19 14:43 | 1 | 05-Aug-19 14:54 | 1 |
| 13C2-PFOA | IS | 91.3 | | 89.3 | | 50-150 | 05-Aug-19 14:43 | 1 | 05-Aug-19 14:54 | 1 |
| 13C5-PFNA | IS | 76.7 | | 76.9 | | 50-150 | 05-Aug-19 14:43 | 1 | 05-Aug-19 14:54 | 1 |
| 13C8-PFOS | IS | 88.5 | | 87.5 | | 50-150 | 05-Aug-19 14:43 | 1 | 05-Aug-19 14:54 | 1 |
| 13C2-PFDA | IS | 54.9 | | 50.6 | | 50-150 | 05-Aug-19 14:43 | 1 | 05-Aug-19 14:54 | 1 |
| d3-MeFOSAA | IS | 57.0 | | 54.5 | | 50-150 | 05-Aug-19 14:43 | 1 | 05-Aug-19 14:54 | 1 |
| d5-EtFOSAA | IS | 58.5 | | 57.5 | | 50-150 | 05-Aug-19 14:43 | 1 | 05-Aug-19 14:54 | 1 |
| 13C2-PFUnA | IS | 73.6 | | 68.3 | | 50-150 | 05-Aug-19 14:43 | 1 | 05-Aug-19 14:54 | 1 |
| 13C2-PFDoA | IS | 61.1 | | 59.2 | | 50-150 | 05-Aug-19 14:43 | 1 | 05-Aug-19 14:54 | 1 |
| 13C2-PFTeDA | IS | 78.3 | | 85.8 | | 50-150 | 05-Aug-19 14:43 | 1 | 05-Aug-19 14:54 | 1 |

## Sample ID: NON-B03-SO-15-15.5

## PFAS Isotope Dilution Method

**Client Data**

Name: Tetra Tech EC, Inc.
Project: 4663.3803
Location: Yuma, AZ

Matrix: Soil
Date Collected: 16-Jul-19 08:20

**Laboratory Data**

Lab Sample: 1902189-09
Date Received: 19-Jul-19 09:23
% Solids: 96.2

Column: BEH C18

| Analyte | CAS Number | Conc. (ug/kg) | DL | LOD | LOQ | Qualifiers | Batch | Extracted | Samp Size | Analyzed | Dilution |
|---|---|---|---|---|---|---|---|---|---|---|---|
| PFBS | 375-73-5 | ND | 0.821 | 0.971 | 1.94 | U | B9G0264 | 01-Aug-19 | 1.07 g | 05-Aug-19 15:57 | 1 |
| PFHxA | 307-24-4 | ND | 0.821 | 0.971 | 1.94 | U | B9G0264 | 01-Aug-19 | 1.07 g | 05-Aug-19 15:57 | 1 |
| PFHpA | 375-85-9 | ND | 0.821 | 0.971 | 1.94 | U | B9G0264 | 01-Aug-19 | 1.07 g | 05-Aug-19 15:57 | 1 |
| PFHxS | 355-46-4 | ND | 0.821 | 0.971 | 1.94 | U | B9G0264 | 01-Aug-19 | 1.07 g | 05-Aug-19 15:57 | 1 |
| PFOA | 335-67-1 | ND | 0.821 | 0.971 | 1.94 | U | B9G0264 | 01-Aug-19 | 1.07 g | 05-Aug-19 15:57 | 1 |
| PFNA | 375-95-1 | ND | 0.821 | 0.971 | 1.94 | U | B9G0264 | 01-Aug-19 | 1.07 g | 05-Aug-19 15:57 | 1 |
| PFOS | 1763-23-1 | 1.81 | 0.821 | 0.971 | 1.94 | J | B9G0264 | 01-Aug-19 | 1.07 g | 05-Aug-19 15:57 | 1 |
| PFDA | 335-76-2 | ND | 0.821 | 0.971 | 1.94 | U | B9G0264 | 01-Aug-19 | 1.07 g | 05-Aug-19 15:57 | 1 |
| MeFOSAA | 2355-31-9 | ND | 0.821 | 0.971 | 1.94 | U | B9G0264 | 01-Aug-19 | 1.07 g | 05-Aug-19 15:57 | 1 |
| EtFOSAA | 2991-50-6 | ND | 0.821 | 0.971 | 1.94 | U | B9G0264 | 01-Aug-19 | 1.07 g | 05-Aug-19 15:57 | 1 |
| PFUnA | 2058-94-8 | ND | 0.821 | 0.971 | 1.94 | U | B9G0264 | 01-Aug-19 | 1.07 g | 05-Aug-19 15:57 | 1 |
| PFDoA | 307-55-1 | ND | 0.821 | 0.971 | 1.94 | U | B9G0264 | 01-Aug-19 | 1.07 g | 05-Aug-19 15:57 | 1 |
| PFTrDA | 72629-94-8 | ND | 0.821 | 0.971 | 1.94 | U | B9G0264 | 01-Aug-19 | 1.07 g | 05-Aug-19 15:57 | 1 |
| PFTeDA | 376-06-7 | ND | 0.821 | 0.971 | 1.94 | U | B9G0264 | 01-Aug-19 | 1.07 g | 05-Aug-19 15:57 | 1 |

| Labeled Standards | Type | % Recovery | Limits | Qualifiers | Batch | Extracted | Samp Size | Analyzed | Dilution |
|---|---|---|---|---|---|---|---|---|---|
| 13C3-PFBS | IS | 76.6 | 50 - 150 | | B9G0264 | 01-Aug-19 | 1.07 g | 05-Aug-19 15:57 | 1 |
| 13C2-PFHxA | IS | 89.8 | 50 - 150 | | B9G0264 | 01-Aug-19 | 1.07 g | 05-Aug-19 15:57 | 1 |
| 13C4-PFHpA | IS | 85.9 | 50 - 150 | | B9G0264 | 01-Aug-19 | 1.07 g | 05-Aug-19 15:57 | 1 |
| 13C3-PFHxS | IS | 104 | 50 - 150 | | B9G0264 | 01-Aug-19 | 1.07 g | 05-Aug-19 15:57 | 1 |
| 13C2-PFOA | IS | 94.1 | 50 - 150 | | B9G0264 | 01-Aug-19 | 1.07 g | 05-Aug-19 15:57 | 1 |
| 13C5-PFNA | IS | 71.8 | 50 - 150 | | B9G0264 | 01-Aug-19 | 1.07 g | 05-Aug-19 15:57 | 1 |
| 13C8-PFOS | IS | 96.6 | 50 - 150 | | B9G0264 | 01-Aug-19 | 1.07 g | 05-Aug-19 15:57 | 1 |
| 13C2-PFDA | IS | 54.3 | 50 - 150 | | B9G0264 | 01-Aug-19 | 1.07 g | 05-Aug-19 15:57 | 1 |
| d3-MeFOSAA | IS | 56.6 | 50 - 150 | | B9G0264 | 01-Aug-19 | 1.07 g | 05-Aug-19 15:57 | 1 |
| d5-EtFOSAA | IS | 59.0 | 50 - 150 | | B9G0264 | 01-Aug-19 | 1.07 g | 05-Aug-19 15:57 | 1 |
| 13C2-PFUnA | IS | 70.3 | 50 - 150 | | B9G0264 | 01-Aug-19 | 1.07 g | 05-Aug-19 15:57 | 1 |
| 13C2-PFDoA | IS | 57.8 | 50 - 150 | | B9G0264 | 01-Aug-19 | 1.07 g | 05-Aug-19 15:57 | 1 |
| 13C2-PFTeDA | IS | 77.8 | 50 - 150 | | B9G0264 | 01-Aug-19 | 1.07 g | 05-Aug-19 15:57 | 1 |

DL - Detection Limit
LOD - Limit of Detection
LOQ - Limit of quantitation

The results are reported in dry weight.
The sample size is reported in wet weight.
Results reported to the DL.

When reported, PFHxS, PFOA, PFOS, MeFOSAA and EtFOSAA include both linear and branched isomers. Only the linear isomer is reported for all other analytes.

## Sample ID: NAOA-B04-SO-69-69.5

**PFAS Isotope Dilution Method**

**Client Data**

Name: Tetra Tech EC, Inc.
Project: 4663.3803
Location: Yuma, AZ
Matrix: Soil
Date Collected: 17-Jul-19 09:45

**Laboratory Data**

Lab Sample: 1902189-15
Date Received: 19-Jul-19 09:23
% Solids: 86.0
Column: BEH C18

| Analyte | CAS Number | Conc. (ug/kg) | DL | LOD | LOQ | Qualifiers | Batch | Extracted | Samp Size | Analyzed | Dilution |
|---|---|---|---|---|---|---|---|---|---|---|---|
| PFBS | 375-73-5 | ND | 0.840 | 0.994 | 1.99 | U | B9G0264 | 01-Aug-19 | 1.17 g | 06-Aug-19 14:44 | 1 |
| PFHxA | 307-24-4 | ND | 0.840 | 0.994 | 1.99 | U | B9G0264 | 01-Aug-19 | 1.17 g | 06-Aug-19 14:44 | 1 |
| PFHpA | 375-85-9 | ND | 0.840 | 0.994 | 1.99 | U | B9G0264 | 01-Aug-19 | 1.17 g | 06-Aug-19 14:44 | 1 |
| PFHxS | 355-46-4 | ND | 0.840 | 0.994 | 1.99 | U | B9G0264 | 01-Aug-19 | 1.17 g | 06-Aug-19 14:44 | 1 |
| PFOA | 335-67-1 | ND | 0.840 | 0.994 | 1.99 | U | B9G0264 | 01-Aug-19 | 1.17 g | 06-Aug-19 14:44 | 1 |
| PFNA | 375-95-1 | ND | 0.840 | 0.994 | 1.99 | U | B9G0264 | 01-Aug-19 | 1.17 g | 06-Aug-19 14:44 | 1 |
| PFOS | 1763-23-1 | ND | 0.840 | 0.994 | 1.99 | U | B9G0264 | 01-Aug-19 | 1.17 g | 06-Aug-19 14:44 | 1 |
| PFDA | 335-76-2 | ND | 0.840 | 0.994 | 1.99 | U | B9G0264 | 01-Aug-19 | 1.17 g | 06-Aug-19 14:44 | 1 |
| MeFOSAA | 2355-31-9 | ND | 0.840 | 0.994 | 1.99 | U | B9G0264 | 01-Aug-19 | 1.17 g | 06-Aug-19 14:44 | 1 |
| EtFOSAA | 2991-50-6 | ND | 0.840 | 0.994 | 1.99 | U | B9G0264 | 01-Aug-19 | 1.17 g | 06-Aug-19 14:44 | 1 |
| PFUnA | 2058-94-8 | ND | 0.840 | 0.994 | 1.99 | U | B9G0264 | 01-Aug-19 | 1.17 g | 06-Aug-19 14:44 | 1 |
| PFDoA | 307-55-1 | ND | 0.840 | 0.994 | 1.99 | U | B9G0264 | 01-Aug-19 | 1.17 g | 06-Aug-19 14:44 | 1 |
| PFTrDA | 72629-94-8 | ND | 0.840 | 0.994 | 1.99 | U | B9G0264 | 01-Aug-19 | 1.17 g | 06-Aug-19 14:44 | 1 |
| PFTeDA | 376-06-7 | ND | 0.840 | 0.994 | 1.99 | U | B9G0264 | 01-Aug-19 | 1.17 g | 06-Aug-19 14:44 | 1 |

| Labeled Standards | Type | % Recovery | Limits | Qualifiers | Batch | Extracted | Samp Size | Analyzed | Dilution |
|---|---|---|---|---|---|---|---|---|---|
| 13C3-PFBS | IS | 66.3 | 50 - 150 | | B9G0264 | 01-Aug-19 | 1.17 g | 06-Aug-19 14:44 | 1 |
| 13C2-PFHxA | IS | 85.8 | 50 - 150 | | B9G0264 | 01-Aug-19 | 1.17 g | 06-Aug-19 14:44 | 1 |
| 13C4-PFHpA | IS | 93.1 | 50 - 150 | | B9G0264 | 01-Aug-19 | 1.17 g | 06-Aug-19 14:44 | 1 |
| 13C3-PFHxS | IS | 77.6 | 50 - 150 | | B9G0264 | 01-Aug-19 | 1.17 g | 06-Aug-19 14:44 | 1 |
| 13C2-PFOA | IS | 83.5 | 50 - 150 | | B9G0264 | 01-Aug-19 | 1.17 g | 06-Aug-19 14:44 | 1 |
| 13C5-PFNA | IS | 76.6 | 50 - 150 | | B9G0264 | 01-Aug-19 | 1.17 g | 06-Aug-19 14:44 | 1 |
| 13C8-PFOS | IS | 92.7 | 50 - 150 | | B9G0264 | 01-Aug-19 | 1.17 g | 06-Aug-19 14:44 | 1 |
| 13C2-PFDA | IS | 57.6 | 50 - 150 | | B9G0264 | 01-Aug-19 | 1.17 g | 06-Aug-19 14:44 | 1 |
| d3-MeFOSAA | IS | 47.8 | 50 - 150 | H | B9G0264 | 01-Aug-19 | 1.17 g | 06-Aug-19 14:44 | 1 |
| d5-EtFOSAA | IS | 58.7 | 50 - 150 | | B9G0264 | 01-Aug-19 | 1.17 g | 06-Aug-19 14:44 | 1 |
| 13C2-PFUnA | IS | 59.8 | 50 - 150 | | B9G0264 | 01-Aug-19 | 1.17 g | 06-Aug-19 14:44 | 1 |
| 13C2-PFDoA | IS | 47.4 | 50 - 150 | H | B9G0264 | 01-Aug-19 | 1.17 g | 06-Aug-19 14:44 | 1 |
| 13C2-PFTeDA | IS | 61.1 | 50 - 150 | | B9G0264 | 01-Aug-19 | 1.17 g | 06-Aug-19 14:44 | 1 |

DL - Detection Limit
LOD - Limit of Detection
LOQ - Limit of quantitation

The results are reported in dry weight.
The sample size is reported in wet weight.
Results reported to the DL.

When reported, PFHxS, PFOA, PFOS, MeFOSAA and EtFOSAA include both linear and branched isomers. Only the linear isomer is reported for all other analytes.

## Sample ID: SAOA-B02-SO-5-5.5

**PFAS Isotope Dilution Method**

**Client Data**

Name: Tetra Tech EC, Inc.
Project: 4663.3803
Location: Yuma, AZ

Matrix: Soil
Date Collected: 17-Jul-19 14:25

**Laboratory Data**

Lab Sample: 1902189-16
Date Received: 19-Jul-19 09:23
% Solids: 84.9

Column: BEH C18

| Analyte | CAS Number | Conc. (ug/kg) | DL | LOD | LOQ | Qualifiers | Batch | Extracted | Samp Size | Analyzed | Dilution |
|---|---|---|---|---|---|---|---|---|---|---|---|
| PFBS | 375-73-5 | ND | 0.844 | 0.998 | 2.00 | U | B9G0264 | 01-Aug-19 | 1.18 g | 05-Aug-19 16:18 | 1 |
| PFHxA | 307-24-4 | 1.35 | 0.844 | 0.998 | 2.00 | J | B9G0264 | 01-Aug-19 | 1.18 g | 05-Aug-19 16:18 | 1 |
| PFHpA | 375-85-9 | 1.22 | 0.844 | 0.998 | 2.00 | J | B9G0264 | 01-Aug-19 | 1.18 g | 05-Aug-19 16:18 | 1 |
| PFHxS | 355-46-4 | 16.7 | 0.844 | 0.998 | 2.00 | | B9G0264 | 01-Aug-19 | 1.18 g | 05-Aug-19 16:18 | 1 |
| PFOA | 335-67-1 | 13.2 | 0.844 | 0.998 | 2.00 | | B9G0264 | 01-Aug-19 | 1.18 g | 05-Aug-19 16:18 | 1 |
| PFNA | 375-95-1 | 1.36 | 0.844 | 0.998 | 2.00 | J | B9G0264 | 01-Aug-19 | 1.18 g | 05-Aug-19 16:18 | 1 |
| PFOS | 1763-23-1 | 129 | 0.844 | 0.998 | 2.00 | | B9G0264 | 01-Aug-19 | 1.18 g | 05-Aug-19 16:18 | 1 |
| PFDA | 335-76-2 | ND | 0.844 | 0.998 | 2.00 | U | B9G0264 | 01-Aug-19 | 1.18 g | 05-Aug-19 16:18 | 1 |
| MeFOSAA | 2355-31-9 | ND | 0.844 | 0.998 | 2.00 | U | B9G0264 | 01-Aug-19 | 1.18 g | 05-Aug-19 16:18 | 1 |
| EtFOSAA | 2991-50-6 | ND | 0.844 | 0.998 | 2.00 | U | B9G0264 | 01-Aug-19 | 1.18 g | 05-Aug-19 16:18 | 1 |
| PFUnA | 2058-94-8 | ND | 0.844 | 0.998 | 2.00 | U | B9G0264 | 01-Aug-19 | 1.18 g | 05-Aug-19 16:18 | 1 |
| PFDoA | 307-55-1 | ND | 0.844 | 0.998 | 2.00 | U | B9G0264 | 01-Aug-19 | 1.18 g | 05-Aug-19 16:18 | 1 |
| PFTrDA | 72629-94-8 | ND | 0.844 | 0.998 | 2.00 | U | B9G0264 | 01-Aug-19 | 1.18 g | 05-Aug-19 16:18 | 1 |
| PFTeDA | 376-06-7 | ND | 0.844 | 0.998 | 2.00 | U | B9G0264 | 01-Aug-19 | 1.18 g | 05-Aug-19 16:18 | 1 |

| Labeled Standards | Type | % Recovery | Limits | Qualifiers | Batch | Extracted | Samp Size | Analyzed | Dilution |
|---|---|---|---|---|---|---|---|---|---|
| 13C3-PFBS | IS | 84.1 | 50 - 150 | | B9G0264 | 01-Aug-19 | 1.18 g | 05-Aug-19 16:18 | 1 |
| 13C2-PFHxA | IS | 87.2 | 50 - 150 | | B9G0264 | 01-Aug-19 | 1.18 g | 05-Aug-19 16:18 | 1 |
| 13C4-PFHpA | IS | 90.6 | 50 - 150 | | B9G0264 | 01-Aug-19 | 1.18 g | 05-Aug-19 16:18 | 1 |
| 13C3-PFHxS | IS | 111 | 50 - 150 | | B9G0264 | 01-Aug-19 | 1.18 g | 05-Aug-19 16:18 | 1 |
| 13C2-PFOA | IS | 88.2 | 50 - 150 | | B9G0264 | 01-Aug-19 | 1.18 g | 05-Aug-19 16:18 | 1 |
| 13C5-PFNA | IS | 76.7 | 50 - 150 | | B9G0264 | 01-Aug-19 | 1.18 g | 05-Aug-19 16:18 | 1 |
| 13C8-PFOS | IS | 101 | 50 - 150 | | B9G0264 | 01-Aug-19 | 1.18 g | 05-Aug-19 16:18 | 1 |
| 13C2-PFDA | IS | 49.8 | 50 - 150 | H | B9G0264 | 01-Aug-19 | 1.18 g | 05-Aug-19 16:18 | 1 |
| d3-MeFOSAA | IS | 54.2 | 50 - 150 | | B9G0264 | 01-Aug-19 | 1.18 g | 05-Aug-19 16:18 | 1 |
| d5-EtFOSAA | IS | 50.1 | 50 - 150 | | B9G0264 | 01-Aug-19 | 1.18 g | 05-Aug-19 16:18 | 1 |
| 13C2-PFUnA | IS | 67.1 | 50 - 150 | | B9G0264 | 01-Aug-19 | 1.18 g | 05-Aug-19 16:18 | 1 |
| 13C2-PFDoA | IS | 49.1 | 50 - 150 | H | B9G0264 | 01-Aug-19 | 1.18 g | 05-Aug-19 16:18 | 1 |
| 13C2-PFTeDA | IS | 68.6 | 50 - 150 | | B9G0264 | 01-Aug-19 | 1.18 g | 05-Aug-19 16:18 | 1 |

DL - Detection Limit

LOD - Limit of Detection
LOQ - Limit of quantitation

The results are reported in dry weight.
The sample size is reported in wet weight.
Results reported to the DL.

When reported, PFHxS, PFOA, PFOS, MeFOSAA and EtFOSAA include both linear and branched isomers. Only the linear isomer is reported for all other analytes.

## Sample ID: SAOA-B02-SO-20-20.5

**PFAS Isotope Dilution Method**

**Client Data**

Name: Tetra Tech EC, Inc.
Project: 4663.3803
Location: Yuma, AZ

Matrix: Soil
Date Collected: 17-Jul-19 14:45

**Laboratory Data**

Lab Sample: 1902189-17
Date Received: 19-Jul-19 09:23
% Solids: 88.7

Column: BEH C18

| Analyte | CAS Number | Conc. (ug/kg) | DL | LOD | LOQ | Qualifiers | Batch | Extracted | Samp Size | Analyzed | Dilution |
|---|---|---|---|---|---|---|---|---|---|---|---|
| PFBS | 375-73-5 | ND | 0.843 | 0.998 | 2.00 | U | B9G0264 | 01-Aug-19 | 1.13 g | 05-Aug-19 16:29 | 1 |
| PFHxA | 307-24-4 | 2.85 | 0.843 | 0.998 | 2.00 | | B9G0264 | 01-Aug-19 | 1.13 g | 05-Aug-19 16:29 | 1 |
| PFHpA | 375-85-9 | 1.53 | 0.843 | 0.998 | 2.00 | J | B9G0264 | 01-Aug-19 | 1.13 g | 05-Aug-19 16:29 | 1 |
| PFHxS | 355-46-4 | 18.1 | 0.843 | 0.998 | 2.00 | | B9G0264 | 01-Aug-19 | 1.13 g | 05-Aug-19 16:29 | 1 |
| PFOA | 335-67-1 | 21.5 | 0.843 | 0.998 | 2.00 | | B9G0264 | 01-Aug-19 | 1.13 g | 05-Aug-19 16:29 | 1 |
| PFNA | 375-95-1 | ND | 0.843 | 0.998 | 2.00 | U | B9G0264 | 01-Aug-19 | 1.13 g | 05-Aug-19 16:29 | 1 |
| PFOS | 1763-23-1 | 181 | 0.843 | 0.998 | 2.00 | | B9G0264 | 01-Aug-19 | 1.13 g | 05-Aug-19 16:29 | 1 |
| PFDA | 335-76-2 | ND | 0.843 | 0.998 | 2.00 | U | B9G0264 | 01-Aug-19 | 1.13 g | 05-Aug-19 16:29 | 1 |
| MeFOSAA | 2355-31-9 | ND | 0.843 | 0.998 | 2.00 | U | B9G0264 | 01-Aug-19 | 1.13 g | 05-Aug-19 16:29 | 1 |
| EtFOSAA | 2991-50-6 | ND | 0.843 | 0.998 | 2.00 | U | B9G0264 | 01-Aug-19 | 1.13 g | 05-Aug-19 16:29 | 1 |
| PFUnA | 2058-94-8 | ND | 0.843 | 0.998 | 2.00 | U | B9G0264 | 01-Aug-19 | 1.13 g | 05-Aug-19 16:29 | 1 |
| PFDoA | 307-55-1 | ND | 0.843 | 0.998 | 2.00 | U | B9G0264 | 01-Aug-19 | 1.13 g | 05-Aug-19 16:29 | 1 |
| PFTrDA | 72629-94-8 | ND | 0.843 | 0.998 | 2.00 | U | B9G0264 | 01-Aug-19 | 1.13 g | 05-Aug-19 16:29 | 1 |
| PFTeDA | 376-06-7 | ND | 0.843 | 0.998 | 2.00 | U | B9G0264 | 01-Aug-19 | 1.13 g | 05-Aug-19 16:29 | 1 |

| Labeled Standards | Type | % Recovery | Limits | Qualifiers | Batch | Extracted | Samp Size | Analyzed | Dilution |
|---|---|---|---|---|---|---|---|---|---|
| 13C3-PFBS | IS | 81.7 | 50 - 150 | | B9G0264 | 01-Aug-19 | 1.13 g | 05-Aug-19 16:29 | 1 |
| 13C2-PFHxA | IS | 85.0 | 50 - 150 | | B9G0264 | 01-Aug-19 | 1.13 g | 05-Aug-19 16:29 | 1 |
| 13C4-PFHpA | IS | 90.9 | 50 - 150 | | B9G0264 | 01-Aug-19 | 1.13 g | 05-Aug-19 16:29 | 1 |
| 13C3-PFHxS | IS | 98.2 | 50 - 150 | | B9G0264 | 01-Aug-19 | 1.13 g | 05-Aug-19 16:29 | 1 |
| 13C2-PFOA | IS | 95.8 | 50 - 150 | | B9G0264 | 01-Aug-19 | 1.13 g | 05-Aug-19 16:29 | 1 |
| 13C5-PFNA | IS | 73.5 | 50 - 150 | | B9G0264 | 01-Aug-19 | 1.13 g | 05-Aug-19 16:29 | 1 |
| 13C8-PFOS | IS | 94.3 | 50 - 150 | | B9G0264 | 01-Aug-19 | 1.13 g | 05-Aug-19 16:29 | 1 |
| 13C2-PFDA | IS | 56.2 | 50 - 150 | | B9G0264 | 01-Aug-19 | 1.13 g | 05-Aug-19 16:29 | 1 |
| d3-MeFOSAA | IS | 51.4 | 50 - 150 | | B9G0264 | 01-Aug-19 | 1.13 g | 05-Aug-19 16:29 | 1 |
| d5-EtFOSAA | IS | 55.9 | 50 - 150 | | B9G0264 | 01-Aug-19 | 1.13 g | 05-Aug-19 16:29 | 1 |
| 13C2-PFUnA | IS | 71.9 | 50 - 150 | | B9G0264 | 01-Aug-19 | 1.13 g | 05-Aug-19 16:29 | 1 |
| 13C2-PFDoA | IS | 52.2 | 50 - 150 | | B9G0264 | 01-Aug-19 | 1.13 g | 05-Aug-19 16:29 | 1 |
| 13C2-PFTeDA | IS | 79.7 | 50 - 150 | | B9G0264 | 01-Aug-19 | 1.13 g | 05-Aug-19 16:29 | 1 |

DL - Detection Limit

LOD - Limit of Detection
LOQ - Limit of quantitation

The results are reported in dry weight.
The sample size is reported in wet weight.
Results reported to the DL.

When reported, PFHxS, PFOA, PFOS, MeFOSAA and EtFOSAA include both linear and branched isomers. Only the linear isomer is reported for all other analytes.

## Sample ID: SAOA-B02-SO-56-56.5

**PFAS Isotope Dilution Method**

**Client Data**

Name: Tetra Tech EC, Inc.
Project: 4663.3803
Location: Yuma, AZ

Matrix: Soil
Date Collected: 17-Jul-19 15:45

**Laboratory Data**

Lab Sample: 1902189-18
Date Received: 19-Jul-19 09:23
% Solids: 78.2

Column: BEH C18

| Analyte | CAS Number | Conc. (ug/kg) | DL | LOD | LOQ | Qualifiers | Batch | Extracted | Samp Size | Analyzed | Dilution |
|---|---|---|---|---|---|---|---|---|---|---|---|
| PFBS | 375-73-5 | 0.911 | 0.844 | 0.999 | 2.00 | J | B9G0264 | 01-Aug-19 | 1.28 g | 06-Aug-19 14:55 | 1 |
| PFHxA | 307-24-4 | 2.83 | 0.844 | 0.999 | 2.00 | | B9G0264 | 01-Aug-19 | 1.28 g | 06-Aug-19 14:55 | 1 |
| PFHpA | 375-85-9 | ND | 0.844 | 0.999 | 2.00 | U | B9G0264 | 01-Aug-19 | 1.28 g | 06-Aug-19 14:55 | 1 |
| PFHxS | 355-46-4 | 1.71 | 0.844 | 0.999 | 2.00 | J | B9G0264 | 01-Aug-19 | 1.28 g | 06-Aug-19 14:55 | 1 |
| PFOA | 335-67-1 | 1.05 | 0.844 | 0.999 | 2.00 | J | B9G0264 | 01-Aug-19 | 1.28 g | 06-Aug-19 14:55 | 1 |
| PFNA | 375-95-1 | ND | 0.844 | 0.999 | 2.00 | U | B9G0264 | 01-Aug-19 | 1.28 g | 06-Aug-19 14:55 | 1 |
| PFOS | 1763-23-1 | 7.11 | 0.844 | 0.999 | 2.00 | | B9G0264 | 01-Aug-19 | 1.28 g | 06-Aug-19 14:55 | 1 |
| PFDA | 335-76-2 | ND | 0.844 | 0.999 | 2.00 | U | B9G0264 | 01-Aug-19 | 1.28 g | 06-Aug-19 14:55 | 1 |
| MeFOSAA | 2355-31-9 | ND | 0.844 | 0.999 | 2.00 | U | B9G0264 | 01-Aug-19 | 1.28 g | 06-Aug-19 14:55 | 1 |
| EtFOSAA | 2991-50-6 | ND | 0.844 | 0.999 | 2.00 | U | B9G0264 | 01-Aug-19 | 1.28 g | 06-Aug-19 14:55 | 1 |
| PFUnA | 2058-94-8 | ND | 0.844 | 0.999 | 2.00 | U | B9G0264 | 01-Aug-19 | 1.28 g | 06-Aug-19 14:55 | 1 |
| PFDoA | 307-55-1 | ND | 0.844 | 0.999 | 2.00 | U | B9G0264 | 01-Aug-19 | 1.28 g | 06-Aug-19 14:55 | 1 |
| PFTrDA | 72629-94-8 | ND | 0.844 | 0.999 | 2.00 | U | B9G0264 | 01-Aug-19 | 1.28 g | 06-Aug-19 14:55 | 1 |
| PFTeDA | 376-06-7 | ND | 0.844 | 0.999 | 2.00 | U | B9G0264 | 01-Aug-19 | 1.28 g | 06-Aug-19 14:55 | 1 |

| Labeled Standards | Type | % Recovery | Limits | Qualifiers | Batch | Extracted | Samp Size | Analyzed | Dilution |
|---|---|---|---|---|---|---|---|---|---|
| 13C3-PFBS | IS | 72.2 | 50 - 150 | | B9G0264 | 01-Aug-19 | 1.28 g | 06-Aug-19 14:55 | 1 |
| 13C2-PFHxA | IS | 82.0 | 50 - 150 | | B9G0264 | 01-Aug-19 | 1.28 g | 06-Aug-19 14:55 | 1 |
| 13C4-PFHpA | IS | 88.0 | 50 - 150 | | B9G0264 | 01-Aug-19 | 1.28 g | 06-Aug-19 14:55 | 1 |
| 13C3-PFHxS | IS | 82.3 | 50 - 150 | | B9G0264 | 01-Aug-19 | 1.28 g | 06-Aug-19 14:55 | 1 |
| 13C2-PFOA | IS | 86.9 | 50 - 150 | | B9G0264 | 01-Aug-19 | 1.28 g | 06-Aug-19 14:55 | 1 |
| 13C5-PFNA | IS | 77.8 | 50 - 150 | | B9G0264 | 01-Aug-19 | 1.28 g | 06-Aug-19 14:55 | 1 |
| 13C8-PFOS | IS | 92.2 | 50 - 150 | | B9G0264 | 01-Aug-19 | 1.28 g | 06-Aug-19 14:55 | 1 |
| 13C2-PFDA | IS | 58.6 | 50 - 150 | | B9G0264 | 01-Aug-19 | 1.28 g | 06-Aug-19 14:55 | 1 |
| d3-MeFOSAA | IS | 51.7 | 50 - 150 | | B9G0264 | 01-Aug-19 | 1.28 g | 06-Aug-19 14:55 | 1 |
| d5-EtFOSAA | IS | 54.9 | 50 - 150 | | B9G0264 | 01-Aug-19 | 1.28 g | 06-Aug-19 14:55 | 1 |
| 13C2-PFUnA | IS | 60.7 | 50 - 150 | | B9G0264 | 01-Aug-19 | 1.28 g | 06-Aug-19 14:55 | 1 |
| 13C2-PFDoA | IS | 45.8 | 50 - 150 | H | B9G0264 | 01-Aug-19 | 1.28 g | 06-Aug-19 14:55 | 1 |
| 13C2-PFTeDA | IS | 65.0 | 50 - 150 | | B9G0264 | 01-Aug-19 | 1.28 g | 06-Aug-19 14:55 | 1 |

DL - Detection Limit
LOD - Limit of Detection
LOQ - Limit of quantitation

The results are reported in dry weight.
The sample size is reported in wet weight.
Results reported to the DL.

When reported, PFHxS, PFOA, PFOS, MeFOSAA and EtFOSAA include both linear and branched isomers. Only the linear isomer is reported for all other analytes.

**Sample ID: Method Blank** **PFAS Isotope Dilution Method**

**Client Data**
Name: Tetra Tech EC, Inc.
Project: 4663.3803
Matrix: Aqueous

**Laboratory Data**
Lab Sample: B9G0224-BLK1
Column: BEH C18

| Analyte | CAS Number | Conc. (ug/L) | DL | LOD | LOQ | Qualifiers | Batch | Extracted | Samp Size | Analyzed | Dilution |
|---|---|---|---|---|---|---|---|---|---|---|---|
| PFBS | 375-73-5 | ND | 0.00274 | 0.00400 | 0.00800 | U | B9G0224 | 24-Jul-19 | 0.125 L | 26-Jul-19 11:06 | 1 |
| PFHxA | 307-24-4 | ND | 0.00274 | 0.00400 | 0.00800 | U | B9G0224 | 24-Jul-19 | 0.125 L | 26-Jul-19 11:06 | 1 |
| PFHpA | 375-85-9 | ND | 0.00274 | 0.00400 | 0.00800 | U | B9G0224 | 24-Jul-19 | 0.125 L | 26-Jul-19 11:06 | 1 |
| PFHxS | 355-46-4 | ND | 0.00274 | 0.00400 | 0.00800 | U | B9G0224 | 24-Jul-19 | 0.125 L | 26-Jul-19 11:06 | 1 |
| PFOA | 335-67-1 | ND | 0.00274 | 0.00400 | 0.00800 | U | B9G0224 | 24-Jul-19 | 0.125 L | 26-Jul-19 11:06 | 1 |
| PFNA | 375-95-1 | ND | 0.00274 | 0.00400 | 0.00800 | U | B9G0224 | 24-Jul-19 | 0.125 L | 26-Jul-19 11:06 | 1 |
| PFOS | 1763-23-1 | ND | 0.00274 | 0.00400 | 0.00800 | U | B9G0224 | 24-Jul-19 | 0.125 L | 26-Jul-19 11:06 | 1 |
| PFDA | 335-76-2 | ND | 0.00274 | 0.00400 | 0.00800 | U | B9G0224 | 24-Jul-19 | 0.125 L | 26-Jul-19 11:06 | 1 |
| MeFOSAA | 2355-31-9 | ND | 0.00274 | 0.00400 | 0.00800 | U | B9G0224 | 24-Jul-19 | 0.125 L | 26-Jul-19 11:06 | 1 |
| EtFOSAA | 2991-50-6 | ND | 0.00274 | 0.00400 | 0.00800 | U | B9G0224 | 24-Jul-19 | 0.125 L | 26-Jul-19 11:06 | 1 |
| PFUnA | 2058-94-8 | ND | 0.00274 | 0.00400 | 0.00800 | U | B9G0224 | 24-Jul-19 | 0.125 L | 26-Jul-19 11:06 | 1 |
| PFDoA | 307-55-1 | ND | 0.00274 | 0.00400 | 0.00800 | U | B9G0224 | 24-Jul-19 | 0.125 L | 26-Jul-19 11:06 | 1 |
| PFTrDA | 72629-94-8 | ND | 0.00274 | 0.00400 | 0.00800 | U | B9G0224 | 24-Jul-19 | 0.125 L | 26-Jul-19 11:06 | 1 |
| PFTeDA | 376-06-7 | ND | 0.00274 | 0.00400 | 0.00800 | U | B9G0224 | 24-Jul-19 | 0.125 L | 26-Jul-19 11:06 | 1 |

| Labeled Standards | Type | % Recovery | Limits | Qualifiers | Batch | Extracted | Samp Size | Analyzed | Dilution |
|---|---|---|---|---|---|---|---|---|---|
| 13C3-PFBS | IS | 91.7 | 50 - 150 | | B9G0224 | 24-Jul-19 | 0.125 L | 26-Jul-19 11:06 | 1 |
| 13C2-PFHxA | IS | 91.7 | 50 - 150 | | B9G0224 | 24-Jul-19 | 0.125 L | 26-Jul-19 11:06 | 1 |
| 13C4-PFHpA | IS | 97.6 | 50 - 150 | | B9G0224 | 24-Jul-19 | 0.125 L | 26-Jul-19 11:06 | 1 |
| 13C3-PFHxS | IS | 95.6 | 50 - 150 | | B9G0224 | 24-Jul-19 | 0.125 L | 26-Jul-19 11:06 | 1 |
| 13C2-PFOA | IS | 86.7 | 50 - 150 | | B9G0224 | 24-Jul-19 | 0.125 L | 26-Jul-19 11:06 | 1 |
| 13C5-PFNA | IS | 84.8 | 50 - 150 | | B9G0224 | 24-Jul-19 | 0.125 L | 26-Jul-19 11:06 | 1 |
| 13C8-PFOS | IS | 85.2 | 50 - 150 | | B9G0224 | 24-Jul-19 | 0.125 L | 26-Jul-19 11:06 | 1 |
| 13C2-PFDA | IS | 73.1 | 50 - 150 | | B9G0224 | 24-Jul-19 | 0.125 L | 26-Jul-19 11:06 | 1 |
| d3-MeFOSAA | IS | 72.7 | 50 - 150 | | B9G0224 | 24-Jul-19 | 0.125 L | 26-Jul-19 11:06 | 1 |
| d5-EtFOSAA | IS | 76.2 | 50 - 150 | | B9G0224 | 24-Jul-19 | 0.125 L | 26-Jul-19 11:06 | 1 |
| 13C2-PFUnA | IS | 79.3 | 50 - 150 | | B9G0224 | 24-Jul-19 | 0.125 L | 26-Jul-19 11:06 | 1 |
| 13C2-PFDoA | IS | 72.7 | 50 - 150 | | B9G0224 | 24-Jul-19 | 0.125 L | 26-Jul-19 11:06 | 1 |
| 13C2-PFTeDA | IS | 61.3 | 50 - 150 | | B9G0224 | 24-Jul-19 | 0.125 L | 26-Jul-19 11:06 | 1 |

DL - Detection Limit
LOD - Limit of Detection
LOQ - Limit of quantitation
Results reported to the DL.
When reported, PFHxS, PFOA, PFOS, MeFOSAA and EtFOSAA include both linear and branched isomers. Only the linear isomer is reported for all other analytes.

**Sample ID: LCSD** **PFAS Isotope Dilution Method**

| | | | |
|---|---|---|---|
| Name: | Tetra Tech EC, Inc. | Lab Sample: | B9G0224-BS1/B9G0224-BSD1 |
| Project: | 4663.3803 | QC Batch: | B9G0224 |
| Matrix: | Aqueous | Samp Size: | 0.125/0.125 L |
| | | Date Extracted: | 24-Jul-19 |
| | | Column: | BEH C18 |

| Analyte | CAS Number | LCS (ug/L) | LCS Spike | LCS % Rec | LCS Quals | LCSD (ug/L) | LCSD Spike | LCSD % Rec | RPD | LCSD Quals | %Rec Limits | RPD Limits | LCS Analyzed | LCS Dil | LCSD Analyzed | LCSD Dil |
|---|---|---|---|---|---|---|---|---|---|---|---|---|---|---|---|---|
| PFBS | 375-73-5 | 0.0755 | 0.0800 | 94.3 | | 0.0801 | 0.0800 | 100 | 6.01 | | 70-130 | 30 | 26-Jul-19 10:45 | 1 | 26-Jul-19 10:55 | 1 |
| PFHxA | 307-24-4 | 0.0779 | 0.0800 | 97.4 | | 0.0811 | 0.0800 | 101 | 4.01 | | 70-130 | 30 | 26-Jul-19 10:45 | 1 | 26-Jul-19 10:55 | 1 |
| PFHpA | 375-85-9 | 0.0760 | 0.0800 | 95.0 | | 0.0739 | 0.0800 | 92.4 | 2.79 | | 70-130 | 30 | 26-Jul-19 10:45 | 1 | 26-Jul-19 10:55 | 1 |
| PFHxS | 355-46-4 | 0.0858 | 0.0800 | 107 | | 0.0820 | 0.0800 | 102 | 4.58 | | 70-130 | 30 | 26-Jul-19 10:45 | 1 | 26-Jul-19 10:55 | 1 |
| PFOA | 335-67-1 | 0.0778 | 0.0800 | 97.2 | | 0.0763 | 0.0800 | 95.4 | 1.93 | | 70-130 | 30 | 26-Jul-19 10:45 | 1 | 26-Jul-19 10:55 | 1 |
| PFNA | 375-95-1 | 0.0801 | 0.0800 | 100 | | 0.0785 | 0.0800 | 98.2 | 1.91 | | 70-130 | 30 | 26-Jul-19 10:45 | 1 | 26-Jul-19 10:55 | 1 |
| PFOS | 1763-23-1 | 0.0755 | 0.0800 | 94.4 | | 0.0831 | 0.0800 | 104 | 9.52 | | 70-130 | 30 | 26-Jul-19 10:45 | 1 | 26-Jul-19 10:55 | 1 |
| PFDA | 335-76-2 | 0.0817 | 0.0800 | 102 | | 0.0815 | 0.0800 | 102 | 0.322 | | 70-130 | 30 | 26-Jul-19 10:45 | 1 | 26-Jul-19 10:55 | 1 |
| MeFOSAA | 2355-31-9 | 0.0827 | 0.0800 | 103 | | 0.0815 | 0.0800 | 102 | 1.46 | | 70-130 | 30 | 26-Jul-19 10:45 | 1 | 26-Jul-19 10:55 | 1 |
| EtFOSAA | 2991-50-6 | 0.0859 | 0.0800 | 107 | | 0.0840 | 0.0800 | 105 | 2.33 | | 70-130 | 30 | 26-Jul-19 10:45 | 1 | 26-Jul-19 10:55 | 1 |
| PFUnA | 2058-94-8 | 0.0791 | 0.0800 | 98.8 | | 0.0800 | 0.0800 | 100 | 1.13 | | 70-130 | 30 | 26-Jul-19 10:45 | 1 | 26-Jul-19 10:55 | 1 |
| PFDoA | 307-55-1 | 0.0793 | 0.0800 | 99.1 | | 0.0773 | 0.0800 | 96.6 | 2.60 | | 70-130 | 30 | 26-Jul-19 10:45 | 1 | 26-Jul-19 10:55 | 1 |
| PFTrDA | 72629-94-8 | 0.0674 | 0.0800 | 84.2 | | 0.0616 | 0.0800 | 77.1 | 8.90 | | 60-130 | 30 | 26-Jul-19 10:45 | 1 | 26-Jul-19 10:55 | 1 |
| PFTeDA | 376-06-7 | 0.0776 | 0.0800 | 96.9 | | 0.0799 | 0.0800 | 99.9 | 2.98 | | 70-130 | 30 | 26-Jul-19 10:45 | 1 | 26-Jul-19 10:55 | 1 |

| Labeled Standards | Type | LCS % Rec | LCS Quals | LCSD % Rec | LCSD Quals | Limits | LCS Analyzed | LCS Dil | LCSD Analyzed | LCSD Dil |
|---|---|---|---|---|---|---|---|---|---|---|
| 13C3-PFBS | IS | 101 | | 95.6 | | 50-150 | 26-Jul-19 10:45 | 1 | 26-Jul-19 10:55 | 1 |
| 13C2-PFHxA | IS | 93.8 | | 98.6 | | 50-150 | 26-Jul-19 10:45 | 1 | 26-Jul-19 10:55 | 1 |
| 13C4-PFHpA | IS | 91.7 | | 99.2 | | 50-150 | 26-Jul-19 10:45 | 1 | 26-Jul-19 10:55 | 1 |
| 13C3-PFHxS | IS | 103 | | 96.5 | | 50-150 | 26-Jul-19 10:45 | 1 | 26-Jul-19 10:55 | 1 |
| 13C2-PFOA | IS | 83.8 | | 85.4 | | 50-150 | 26-Jul-19 10:45 | 1 | 26-Jul-19 10:55 | 1 |
| 13C5-PFNA | IS | 78.4 | | 82.8 | | 50-150 | 26-Jul-19 10:45 | 1 | 26-Jul-19 10:55 | 1 |
| 13C8-PFOS | IS | 83.8 | | 85.8 | | 50-150 | 26-Jul-19 10:45 | 1 | 26-Jul-19 10:55 | 1 |
| 13C2-PFDA | IS | 72.5 | | 75.3 | | 50-150 | 26-Jul-19 10:45 | 1 | 26-Jul-19 10:55 | 1 |
| d3-MeFOSAA | IS | 62.0 | | 60.5 | | 50-150 | 26-Jul-19 10:45 | 1 | 26-Jul-19 10:55 | 1 |
| d5-EtFOSAA | IS | 64.4 | | 63.2 | | 50-150 | 26-Jul-19 10:45 | 1 | 26-Jul-19 10:55 | 1 |
| 13C2-PFUnA | IS | 76.2 | | 78.9 | | 50-150 | 26-Jul-19 10:45 | 1 | 26-Jul-19 10:55 | 1 |
| 13C2-PFDoA | IS | 69.1 | | 72.9 | | 50-150 | 26-Jul-19 10:45 | 1 | 26-Jul-19 10:55 | 1 |
| 13C2-PFTeDA | IS | 52.3 | | 53.0 | | 50-150 | 26-Jul-19 10:45 | 1 | 26-Jul-19 10:55 | 1 |

**Sample ID: Method Blank** — **PFAS Isotope Dilution Method**

**Client Data**

Name: Tetra Tech EC, Inc.
Project: 4663.3803
Matrix: Aqueous

**Laboratory Data**

Lab Sample: B9G0251-BLK1
Column: BEH C18

| Analyte | CAS Number | Conc. (ug/L) | DL | LOD | LOQ | Qualifiers | Batch | Extracted | Samp Size | Analyzed | Dilution |
|---|---|---|---|---|---|---|---|---|---|---|---|
| PFBS | 375-73-5 | ND | 0.00274 | 0.00400 | 0.00800 | U | B9G0251 | 25-Jul-19 | 0.125 L | 28-Jul-19 23:25 | 1 |
| PFHxA | 307-24-4 | ND | 0.00274 | 0.00400 | 0.00800 | U | B9G0251 | 25-Jul-19 | 0.125 L | 28-Jul-19 23:25 | 1 |
| PFHpA | 375-85-9 | ND | 0.00274 | 0.00400 | 0.00800 | U | B9G0251 | 25-Jul-19 | 0.125 L | 28-Jul-19 23:25 | 1 |
| PFHxS | 355-46-4 | ND | 0.00274 | 0.00400 | 0.00800 | U | B9G0251 | 25-Jul-19 | 0.125 L | 28-Jul-19 23:25 | 1 |
| PFOA | 335-67-1 | ND | 0.00274 | 0.00400 | 0.00800 | U | B9G0251 | 25-Jul-19 | 0.125 L | 28-Jul-19 23:25 | 1 |
| PFNA | 375-95-1 | ND | 0.00274 | 0.00400 | 0.00800 | U | B9G0251 | 25-Jul-19 | 0.125 L | 28-Jul-19 23:25 | 1 |
| PFOS | 1763-23-1 | ND | 0.00274 | 0.00400 | 0.00800 | U | B9G0251 | 25-Jul-19 | 0.125 L | 28-Jul-19 23:25 | 1 |
| PFDA | 335-76-2 | ND | 0.00274 | 0.00400 | 0.00800 | U | B9G0251 | 25-Jul-19 | 0.125 L | 28-Jul-19 23:25 | 1 |
| MeFOSAA | 2355-31-9 | ND | 0.00274 | 0.00400 | 0.00800 | U | B9G0251 | 25-Jul-19 | 0.125 L | 28-Jul-19 23:25 | 1 |
| EtFOSAA | 2991-50-6 | ND | 0.00274 | 0.00400 | 0.00800 | U | B9G0251 | 25-Jul-19 | 0.125 L | 28-Jul-19 23:25 | 1 |
| PFUnA | 2058-94-8 | ND | 0.00274 | 0.00400 | 0.00800 | U | B9G0251 | 25-Jul-19 | 0.125 L | 28-Jul-19 23:25 | 1 |
| PFDoA | 307-55-1 | ND | 0.00274 | 0.00400 | 0.00800 | U | B9G0251 | 25-Jul-19 | 0.125 L | 28-Jul-19 23:25 | 1 |
| PFTrDA | 72629-94-8 | ND | 0.00274 | 0.00400 | 0.00800 | U | B9G0251 | 25-Jul-19 | 0.125 L | 28-Jul-19 23:25 | 1 |
| PFTeDA | 376-06-7 | ND | 0.00274 | 0.00400 | 0.00800 | U | B9G0251 | 25-Jul-19 | 0.125 L | 28-Jul-19 23:25 | 1 |

| Labeled Standards | Type | % Recovery | Limits | Qualifiers | Batch | Extracted | Samp Size | Analyzed | Dilution |
|---|---|---|---|---|---|---|---|---|---|
| 13C3-PFBS | IS | 93.6 | 50 - 150 | | B9G0251 | 25-Jul-19 | 0.125 L | 28-Jul-19 23:25 | 1 |
| 13C2-PFHxA | IS | 92.9 | 50 - 150 | | B9G0251 | 25-Jul-19 | 0.125 L | 28-Jul-19 23:25 | 1 |
| 13C4-PFHpA | IS | 107 | 50 - 150 | | B9G0251 | 25-Jul-19 | 0.125 L | 28-Jul-19 23:25 | 1 |
| 13C3-PFHxS | IS | 92.3 | 50 - 150 | | B9G0251 | 25-Jul-19 | 0.125 L | 28-Jul-19 23:25 | 1 |
| 13C2-PFOA | IS | 89.0 | 50 - 150 | | B9G0251 | 25-Jul-19 | 0.125 L | 28-Jul-19 23:25 | 1 |
| 13C5-PFNA | IS | 78.1 | 50 - 150 | | B9G0251 | 25-Jul-19 | 0.125 L | 28-Jul-19 23:25 | 1 |
| 13C8-PFOS | IS | 99.0 | 50 - 150 | | B9G0251 | 25-Jul-19 | 0.125 L | 28-Jul-19 23:25 | 1 |
| 13C2-PFDA | IS | 67.5 | 50 - 150 | | B9G0251 | 25-Jul-19 | 0.125 L | 28-Jul-19 23:25 | 1 |
| d3-MeFOSAA | IS | 77.2 | 50 - 150 | | B9G0251 | 25-Jul-19 | 0.125 L | 28-Jul-19 23:25 | 1 |
| d5-EtFOSAA | IS | 74.3 | 50 - 150 | | B9G0251 | 25-Jul-19 | 0.125 L | 28-Jul-19 23:25 | 1 |
| 13C2-PFUnA | IS | 67.8 | 50 - 150 | | B9G0251 | 25-Jul-19 | 0.125 L | 28-Jul-19 23:25 | 1 |
| 13C2-PFDoA | IS | 77.2 | 50 - 150 | | B9G0251 | 25-Jul-19 | 0.125 L | 28-Jul-19 23:25 | 1 |
| 13C2-PFTeDA | IS | 66.2 | 50 - 150 | | B9G0251 | 25-Jul-19 | 0.125 L | 28-Jul-19 23:25 | 1 |

DL - Detection Limit
LOD - Limit of Detection
LOQ - Limit of quantitation

Results reported to the DL.

When reported, PFHxS, PFOA, PFOS, MeFOSAA and EtFOSAA include both linear and branched isomers. Only the linear isomer is reported for all other analytes.

**Sample ID: LCSD** **PFAS Isotope Dilution Method**

| | | | |
|---|---|---|---|
| Name: | Tetra Tech EC, Inc. | Lab Sample: | B9G0251-BS1/B9G0251-BSD1 |
| Project: | 4663.3803 | QC Batch: | B9G0251 |
| Matrix: | Aqueous | Samp Size: | 0.125/0.125 L |
| | | Date Extracted: | 25-Jul-19 |
| | | Column: | BEH C18 |

| Analyte | CAS Number | LCS (ug/L) | LCS Spike | LCS % Rec | LCS Quals | LCSD (ug/L) | LCSD Spike | LCSD % Rec | RPD | LCSD Quals | %Rec Limits | RPD Limits | LCS Analyzed | LCS Dil | LCSD Analyzed | LCSD Dil |
|---|---|---|---|---|---|---|---|---|---|---|---|---|---|---|---|---|
| PFBS | 375-73-5 | 0.0830 | 0.0800 | 104 | | 0.0814 | 0.0800 | 102 | 1.93 | | 70-130 | 30 | 28-Jul-19 23:04 | 1 | 28-Jul-19 23:14 | 1 |
| PFHxA | 307-24-4 | 0.0894 | 0.0800 | 112 | | 0.0887 | 0.0800 | 111 | 0.846 | | 70-130 | 30 | 28-Jul-19 23:04 | 1 | 28-Jul-19 23:14 | 1 |
| PFHpA | 375-85-9 | 0.0883 | 0.0800 | 110 | | 0.0872 | 0.0800 | 109 | 1.22 | | 70-130 | 30 | 28-Jul-19 23:04 | 1 | 28-Jul-19 23:14 | 1 |
| PFHxS | 355-46-4 | 0.0907 | 0.0800 | 113 | | 0.0918 | 0.0800 | 115 | 1.17 | | 70-130 | 30 | 28-Jul-19 23:04 | 1 | 28-Jul-19 23:14 | 1 |
| PFOA | 335-67-1 | 0.0878 | 0.0800 | 110 | | 0.0903 | 0.0800 | 113 | 2.81 | | 70-130 | 30 | 28-Jul-19 23:04 | 1 | 28-Jul-19 23:14 | 1 |
| PFNA | 375-95-1 | 0.0867 | 0.0800 | 108 | | 0.0865 | 0.0800 | 108 | 0.295 | | 70-130 | 30 | 28-Jul-19 23:04 | 1 | 28-Jul-19 23:14 | 1 |
| PFOS | 1763-23-1 | 0.0830 | 0.0800 | 104 | | 0.0820 | 0.0800 | 102 | 1.19 | | 70-130 | 30 | 28-Jul-19 23:04 | 1 | 28-Jul-19 23:14 | 1 |
| PFDA | 335-76-2 | 0.0859 | 0.0800 | 107 | | 0.0928 | 0.0800 | 116 | 7.75 | | 70-130 | 30 | 28-Jul-19 23:04 | 1 | 28-Jul-19 23:14 | 1 |
| MeFOSAA | 2355-31-9 | 0.0907 | 0.0800 | 113 | | 0.0883 | 0.0800 | 110 | 2.61 | | 70-130 | 30 | 28-Jul-19 23:04 | 1 | 28-Jul-19 23:14 | 1 |
| EtFOSAA | 2991-50-6 | 0.0893 | 0.0800 | 112 | | 0.0939 | 0.0800 | 117 | 4.92 | | 70-130 | 30 | 28-Jul-19 23:04 | 1 | 28-Jul-19 23:14 | 1 |
| PFUnA | 2058-94-8 | 0.0874 | 0.0800 | 109 | | 0.0879 | 0.0800 | 110 | 0.607 | | 70-130 | 30 | 28-Jul-19 23:04 | 1 | 28-Jul-19 23:14 | 1 |
| PFDoA | 307-55-1 | 0.0849 | 0.0800 | 106 | | 0.0846 | 0.0800 | 106 | 0.374 | | 70-130 | 30 | 28-Jul-19 23:04 | 1 | 28-Jul-19 23:14 | 1 |
| PFTrDA | 72629-94-8 | 0.0743 | 0.0800 | 92.9 | | 0.0683 | 0.0800 | 85.4 | 8.46 | | 60-130 | 30 | 28-Jul-19 23:04 | 1 | 28-Jul-19 23:14 | 1 |
| PFTeDA | 376-06-7 | 0.0868 | 0.0800 | 109 | | 0.0903 | 0.0800 | 113 | 3.97 | | 70-130 | 30 | 28-Jul-19 23:04 | 1 | 28-Jul-19 23:14 | 1 |

| Labeled Standards | Type | LCS % Rec | LCS Quals | LCSD % Rec | LCSD Quals | Limits | LCS Analyzed | LCS Dil | LCSD Analyzed | LCSD Dil |
|---|---|---|---|---|---|---|---|---|---|---|
| 13C3-PFBS | IS | 96.9 | | 90.8 | | 50-150 | 28-Jul-19 23:04 | 1 | 28-Jul-19 23:14 | 1 |
| 13C2-PFHxA | IS | 94.6 | | 91.6 | | 50-150 | 28-Jul-19 23:04 | 1 | 28-Jul-19 23:14 | 1 |
| 13C4-PFHpA | IS | 94.1 | | 88.8 | | 50-150 | 28-Jul-19 23:04 | 1 | 28-Jul-19 23:14 | 1 |
| 13C3-PFHxS | IS | 93.5 | | 82.7 | | 50-150 | 28-Jul-19 23:04 | 1 | 28-Jul-19 23:14 | 1 |
| 13C2-PFOA | IS | 89.9 | | 83.1 | | 50-150 | 28-Jul-19 23:04 | 1 | 28-Jul-19 23:14 | 1 |
| 13C5-PFNA | IS | 86.2 | | 70.0 | | 50-150 | 28-Jul-19 23:04 | 1 | 28-Jul-19 23:14 | 1 |
| 13C8-PFOS | IS | 89.4 | | 86.2 | | 50-150 | 28-Jul-19 23:04 | 1 | 28-Jul-19 23:14 | 1 |
| 13C2-PFDA | IS | 73.3 | | 62.1 | | 50-150 | 28-Jul-19 23:04 | 1 | 28-Jul-19 23:14 | 1 |
| d3-MeFOSAA | IS | 75.0 | | 66.9 | | 50-150 | 28-Jul-19 23:04 | 1 | 28-Jul-19 23:14 | 1 |
| d5-EtFOSAA | IS | 81.9 | | 67.7 | | 50-150 | 28-Jul-19 23:04 | 1 | 28-Jul-19 23:14 | 1 |
| 13C2-PFUnA | IS | 79.1 | | 69.6 | | 50-150 | 28-Jul-19 23:04 | 1 | 28-Jul-19 23:14 | 1 |
| 13C2-PFDoA | IS | 76.4 | | 68.5 | | 50-150 | 28-Jul-19 23:04 | 1 | 28-Jul-19 23:14 | 1 |
| 13C2-PFTeDA | IS | 61.1 | | 46.4 | H | 50-150 | 28-Jul-19 23:04 | 1 | 28-Jul-19 23:14 | 1 |

## Sample ID: SAOA-B03-GW

**PFAS Isotope Dilution Method**

**Client Data**

Name: Tetra Tech EC, Inc.
Project: 4663.3803
Location: Yuma, AZ

Matrix: Aqueous
Date Collected: 11-Jul-19 18:20

**Laboratory Data**

Lab Sample: 1902189-04
Date Received: 19-Jul-19 09:23

Column: BEH C18

| Analyte | CAS Number | Conc. (ug/L) | DL | LOD | LOQ | Qualifiers | Batch | Extracted | Samp Size | Analyzed | Dilution |
|---|---|---|---|---|---|---|---|---|---|---|---|
| PFBS | 375-73-5 | 0.0769 | 0.00293 | 0.00427 | 0.00856 | | B9G0251 | 25-Jul-19 | 0.117 L | 28-Jul-19 23:35 | 1 |
| PFHxA | 307-24-4 | 1.23 | 0.00293 | 0.00427 | 0.00856 | | B9G0251 | 25-Jul-19 | 0.117 L | 28-Jul-19 23:35 | 1 |
| PFHpA | 375-85-9 | 0.0681 | 0.00293 | 0.00427 | 0.00856 | | B9G0251 | 25-Jul-19 | 0.117 L | 28-Jul-19 23:35 | 1 |
| PFHxS | 355-46-4 | 0.134 | 0.00293 | 0.00427 | 0.00856 | | B9G0251 | 25-Jul-19 | 0.117 L | 28-Jul-19 23:35 | 1 |
| PFOA | 335-67-1 | 0.0548 | 0.00293 | 0.00427 | 0.00856 | | B9G0251 | 25-Jul-19 | 0.117 L | 28-Jul-19 23:35 | 1 |
| PFNA | 375-95-1 | ND | 0.00293 | 0.00427 | 0.00856 | U | B9G0251 | 25-Jul-19 | 0.117 L | 28-Jul-19 23:35 | 1 |
| PFOS | 1763-23-1 | 0.117 | 0.00293 | 0.00427 | 0.00856 | | B9G0251 | 25-Jul-19 | 0.117 L | 28-Jul-19 23:35 | 1 |
| PFDA | 335-76-2 | ND | 0.00293 | 0.00427 | 0.00856 | U | B9G0251 | 25-Jul-19 | 0.117 L | 28-Jul-19 23:35 | 1 |
| MeFOSAA | 2355-31-9 | ND | 0.00293 | 0.00427 | 0.00856 | U | B9G0251 | 25-Jul-19 | 0.117 L | 28-Jul-19 23:35 | 1 |
| EtFOSAA | 2991-50-6 | ND | 0.00293 | 0.00427 | 0.00856 | U | B9G0251 | 25-Jul-19 | 0.117 L | 28-Jul-19 23:35 | 1 |
| PFUnA | 2058-94-8 | ND | 0.00293 | 0.00427 | 0.00856 | U | B9G0251 | 25-Jul-19 | 0.117 L | 28-Jul-19 23:35 | 1 |
| PFDoA | 307-55-1 | ND | 0.00293 | 0.00427 | 0.00856 | U | B9G0251 | 25-Jul-19 | 0.117 L | 28-Jul-19 23:35 | 1 |
| PFTrDA | 72629-94-8 | ND | 0.00293 | 0.00427 | 0.00856 | U | B9G0251 | 25-Jul-19 | 0.117 L | 28-Jul-19 23:35 | 1 |
| PFTeDA | 376-06-7 | ND | 0.00293 | 0.00427 | 0.00856 | U | B9G0251 | 25-Jul-19 | 0.117 L | 28-Jul-19 23:35 | 1 |

| Labeled Standards | Type | % Recovery | Limits | Qualifiers | Batch | Extracted | Samp Size | Analyzed | Dilution |
|---|---|---|---|---|---|---|---|---|---|
| 13C3-PFBS | IS | 111 | 50 - 150 | | B9G0251 | 25-Jul-19 | 0.117 L | 28-Jul-19 23:35 | 1 |
| 13C2-PFHxA | IS | 96.0 | 50 - 150 | | B9G0251 | 25-Jul-19 | 0.117 L | 28-Jul-19 23:35 | 1 |
| 13C4-PFHpA | IS | 104 | 50 - 150 | | B9G0251 | 25-Jul-19 | 0.117 L | 28-Jul-19 23:35 | 1 |
| 13C3-PFHxS | IS | 104 | 50 - 150 | | B9G0251 | 25-Jul-19 | 0.117 L | 28-Jul-19 23:35 | 1 |
| 13C2-PFOA | IS | 89.8 | 50 - 150 | | B9G0251 | 25-Jul-19 | 0.117 L | 28-Jul-19 23:35 | 1 |
| 13C5-PFNA | IS | 95.2 | 50 - 150 | | B9G0251 | 25-Jul-19 | 0.117 L | 28-Jul-19 23:35 | 1 |
| 13C8-PFOS | IS | 105 | 50 - 150 | | B9G0251 | 25-Jul-19 | 0.117 L | 28-Jul-19 23:35 | 1 |
| 13C2-PFDA | IS | 79.3 | 50 - 150 | | B9G0251 | 25-Jul-19 | 0.117 L | 28-Jul-19 23:35 | 1 |
| d3-MeFOSAA | IS | 75.7 | 50 - 150 | | B9G0251 | 25-Jul-19 | 0.117 L | 28-Jul-19 23:35 | 1 |
| d5-EtFOSAA | IS | 75.7 | 50 - 150 | | B9G0251 | 25-Jul-19 | 0.117 L | 28-Jul-19 23:35 | 1 |
| 13C2-PFUnA | IS | 70.5 | 50 - 150 | | B9G0251 | 25-Jul-19 | 0.117 L | 28-Jul-19 23:35 | 1 |
| 13C2-PFDoA | IS | 71.4 | 50 - 150 | | B9G0251 | 25-Jul-19 | 0.117 L | 28-Jul-19 23:35 | 1 |
| 13C2-PFTeDA | IS | 65.4 | 50 - 150 | | B9G0251 | 25-Jul-19 | 0.117 L | 28-Jul-19 23:35 | 1 |

DL - Detection Limit

LOD - Limit of Detection
LOQ - Limit of quantitation

Results reported to the DL.

When reported, PFHxS, PFOA, PFOS, MeFOSAA and EtFOSAA include both linear and branched isomers. Only the linear isomer is reported for all other analytes.

## Sample ID: NAOA-B03-GW

**PFAS Isotope Dilution Method**

**Client Data**

Name: Tetra Tech EC, Inc.
Project: 4663.3803
Location: Yuma, AZ
Matrix: Aqueous
Date Collected: 15-Jul-19 15:55

**Laboratory Data**

Lab Sample: 1902189-05
Date Received: 19-Jul-19 09:23
Column: BEH C18

| Analyte | CAS Number | Conc. (ug/L) | DL | LOD | LOQ | Qualifiers | Batch | Extracted | Samp Size | Analyzed | Dilution |
|---|---|---|---|---|---|---|---|---|---|---|---|
| PFBS | 375-73-5 | 0.0227 | 0.00349 | 0.00509 | 0.0102 | | B9G0251 | 25-Jul-19 | 0.0983 L | 29-Jul-19 00:18 | 1 |
| PFHxA | 307-24-4 | 0.222 | 0.00349 | 0.00509 | 0.0102 | | B9G0251 | 25-Jul-19 | 0.0983 L | 29-Jul-19 00:18 | 1 |
| PFHpA | 375-85-9 | 0.0369 | 0.00349 | 0.00509 | 0.0102 | | B9G0251 | 25-Jul-19 | 0.0983 L | 29-Jul-19 00:18 | 1 |
| PFHxS | 355-46-4 | 0.218 | 0.00349 | 0.00509 | 0.0102 | | B9G0251 | 25-Jul-19 | 0.0983 L | 29-Jul-19 00:18 | 1 |
| PFOA | 335-67-1 | 0.0554 | 0.00349 | 0.00509 | 0.0102 | | B9G0251 | 25-Jul-19 | 0.0983 L | 29-Jul-19 00:18 | 1 |
| PFNA | 375-95-1 | 0.00450 | 0.00349 | 0.00509 | 0.0102 | J | B9G0251 | 25-Jul-19 | 0.0983 L | 29-Jul-19 00:18 | 1 |
| PFOS | 1763-23-1 | 0.337 | 0.00349 | 0.00509 | 0.0102 | | B9G0251 | 25-Jul-19 | 0.0983 L | 29-Jul-19 00:18 | 1 |
| PFDA | 335-76-2 | 0.00673 | 0.00349 | 0.00509 | 0.0102 | J | B9G0251 | 25-Jul-19 | 0.0983 L | 29-Jul-19 00:18 | 1 |
| MeFOSAA | 2355-31-9 | ND | 0.00349 | 0.00509 | 0.0102 | U | B9G0251 | 25-Jul-19 | 0.0983 L | 29-Jul-19 00:18 | 1 |
| EtFOSAA | 2991-50-6 | ND | 0.00349 | 0.00509 | 0.0102 | U | B9G0251 | 25-Jul-19 | 0.0983 L | 29-Jul-19 00:18 | 1 |
| PFUnA | 2058-94-8 | ND | 0.00349 | 0.00509 | 0.0102 | U | B9G0251 | 25-Jul-19 | 0.0983 L | 29-Jul-19 00:18 | 1 |
| PFDoA | 307-55-1 | ND | 0.00349 | 0.00509 | 0.0102 | U | B9G0251 | 25-Jul-19 | 0.0983 L | 29-Jul-19 00:18 | 1 |
| PFTrDA | 72629-94-8 | ND | 0.00349 | 0.00509 | 0.0102 | U | B9G0251 | 25-Jul-19 | 0.0983 L | 29-Jul-19 00:18 | 1 |
| PFTeDA | 376-06-7 | ND | 0.00349 | 0.00509 | 0.0102 | U | B9G0251 | 25-Jul-19 | 0.0983 L | 29-Jul-19 00:18 | 1 |

| Labeled Standards | Type | % Recovery | Limits | Qualifiers | Batch | Extracted | Samp Size | Analyzed | Dilution |
|---|---|---|---|---|---|---|---|---|---|
| 13C3-PFBS | IS | 89.1 | 50 - 150 | | B9G0251 | 25-Jul-19 | 0.0983 L | 29-Jul-19 00:18 | 1 |
| 13C2-PFHxA | IS | 88.1 | 50 - 150 | | B9G0251 | 25-Jul-19 | 0.0983 L | 29-Jul-19 00:18 | 1 |
| 13C4-PFHpA | IS | 92.3 | 50 - 150 | | B9G0251 | 25-Jul-19 | 0.0983 L | 29-Jul-19 00:18 | 1 |
| 13C3-PFHxS | IS | 90.6 | 50 - 150 | | B9G0251 | 25-Jul-19 | 0.0983 L | 29-Jul-19 00:18 | 1 |
| 13C2-PFOA | IS | 89.8 | 50 - 150 | | B9G0251 | 25-Jul-19 | 0.0983 L | 29-Jul-19 00:18 | 1 |
| 13C5-PFNA | IS | 86.6 | 50 - 150 | | B9G0251 | 25-Jul-19 | 0.0983 L | 29-Jul-19 00:18 | 1 |
| 13C8-PFOS | IS | 94.4 | 50 - 150 | | B9G0251 | 25-Jul-19 | 0.0983 L | 29-Jul-19 00:18 | 1 |
| 13C2-PFDA | IS | 72.5 | 50 - 150 | | B9G0251 | 25-Jul-19 | 0.0983 L | 29-Jul-19 00:18 | 1 |
| d3-MeFOSAA | IS | 62.3 | 50 - 150 | | B9G0251 | 25-Jul-19 | 0.0983 L | 29-Jul-19 00:18 | 1 |
| d5-EtFOSAA | IS | 68.3 | 50 - 150 | | B9G0251 | 25-Jul-19 | 0.0983 L | 29-Jul-19 00:18 | 1 |
| 13C2-PFUnA | IS | 69.1 | 50 - 150 | | B9G0251 | 25-Jul-19 | 0.0983 L | 29-Jul-19 00:18 | 1 |
| 13C2-PFDoA | IS | 60.5 | 50 - 150 | | B9G0251 | 25-Jul-19 | 0.0983 L | 29-Jul-19 00:18 | 1 |
| 13C2-PFTeDA | IS | 57.0 | 50 - 150 | | B9G0251 | 25-Jul-19 | 0.0983 L | 29-Jul-19 00:18 | 1 |

DL - Detection Limit

LOD - Limit of Detection
LOQ - Limit of quantitation

Results reported to the DL.

When reported, PFHxS, PFOA, PFOS, MeFOSAA and EtFOSAA include both linear and branched isomers. Only the linear isomer is reported for all other analytes.

## Sample ID: EB-07152019-GW

## PFAS Isotope Dilution Method

**Client Data**

Name: Tetra Tech EC, Inc.
Project: 4663.3803
Location: Yuma, AZ

Matrix: Aqueous
Date Collected: 15-Jul-19 17:10

**Laboratory Data**

Lab Sample: 1902189-06
Date Received: 19-Jul-19 09:23

Column: BEH C18

| Analyte | CAS Number | Conc. (ug/L) | DL | LOD | LOQ | Qualifiers | Batch | Extracted | Samp Size | Analyzed | Dilution |
|---|---|---|---|---|---|---|---|---|---|---|---|
| PFBS | 375-73-5 | ND | 0.00291 | 0.00424 | 0.00851 | U | B9G0224 | 24-Jul-19 | 0.118 L | 26-Jul-19 11:27 | 1 |
| PFHxA | 307-24-4 | ND | 0.00291 | 0.00424 | 0.00851 | U | B9G0224 | 24-Jul-19 | 0.118 L | 26-Jul-19 11:27 | 1 |
| PFHpA | 375-85-9 | ND | 0.00291 | 0.00424 | 0.00851 | U | B9G0224 | 24-Jul-19 | 0.118 L | 26-Jul-19 11:27 | 1 |
| PFHxS | 355-46-4 | ND | 0.00291 | 0.00424 | 0.00851 | U | B9G0224 | 24-Jul-19 | 0.118 L | 26-Jul-19 11:27 | 1 |
| PFOA | 335-67-1 | ND | 0.00291 | 0.00424 | 0.00851 | U | B9G0224 | 24-Jul-19 | 0.118 L | 26-Jul-19 11:27 | 1 |
| PFNA | 375-95-1 | ND | 0.00291 | 0.00424 | 0.00851 | U | B9G0224 | 24-Jul-19 | 0.118 L | 26-Jul-19 11:27 | 1 |
| PFOS | 1763-23-1 | ND | 0.00291 | 0.00424 | 0.00851 | U | B9G0224 | 24-Jul-19 | 0.118 L | 26-Jul-19 11:27 | 1 |
| PFDA | 335-76-2 | ND | 0.00291 | 0.00424 | 0.00851 | U | B9G0224 | 24-Jul-19 | 0.118 L | 26-Jul-19 11:27 | 1 |
| MeFOSAA | 2355-31-9 | ND | 0.00291 | 0.00424 | 0.00851 | U | B9G0224 | 24-Jul-19 | 0.118 L | 26-Jul-19 11:27 | 1 |
| EtFOSAA | 2991-50-6 | ND | 0.00291 | 0.00424 | 0.00851 | U | B9G0224 | 24-Jul-19 | 0.118 L | 26-Jul-19 11:27 | 1 |
| PFUnA | 2058-94-8 | ND | 0.00291 | 0.00424 | 0.00851 | U | B9G0224 | 24-Jul-19 | 0.118 L | 26-Jul-19 11:27 | 1 |
| PFDoA | 307-55-1 | ND | 0.00291 | 0.00424 | 0.00851 | U | B9G0224 | 24-Jul-19 | 0.118 L | 26-Jul-19 11:27 | 1 |
| PFTrDA | 72629-94-8 | ND | 0.00291 | 0.00424 | 0.00851 | U | B9G0224 | 24-Jul-19 | 0.118 L | 26-Jul-19 11:27 | 1 |
| PFTeDA | 376-06-7 | ND | 0.00291 | 0.00424 | 0.00851 | U | B9G0224 | 24-Jul-19 | 0.118 L | 26-Jul-19 11:27 | 1 |

| Labeled Standards | Type | % Recovery | Limits | Qualifiers | Batch | Extracted | Samp Size | Analyzed | Dilution |
|---|---|---|---|---|---|---|---|---|---|
| 13C3-PFBS | IS | 92.2 | 50 - 150 | | B9G0224 | 24-Jul-19 | 0.118 L | 26-Jul-19 11:27 | 1 |
| 13C2-PFHxA | IS | 95.7 | 50 - 150 | | B9G0224 | 24-Jul-19 | 0.118 L | 26-Jul-19 11:27 | 1 |
| 13C4-PFHpA | IS | 93.8 | 50 - 150 | | B9G0224 | 24-Jul-19 | 0.118 L | 26-Jul-19 11:27 | 1 |
| 13C3-PFHxS | IS | 104 | 50 - 150 | | B9G0224 | 24-Jul-19 | 0.118 L | 26-Jul-19 11:27 | 1 |
| 13C2-PFOA | IS | 92.0 | 50 - 150 | | B9G0224 | 24-Jul-19 | 0.118 L | 26-Jul-19 11:27 | 1 |
| 13C5-PFNA | IS | 88.1 | 50 - 150 | | B9G0224 | 24-Jul-19 | 0.118 L | 26-Jul-19 11:27 | 1 |
| 13C8-PFOS | IS | 84.7 | 50 - 150 | | B9G0224 | 24-Jul-19 | 0.118 L | 26-Jul-19 11:27 | 1 |
| 13C2-PFDA | IS | 80.5 | 50 - 150 | | B9G0224 | 24-Jul-19 | 0.118 L | 26-Jul-19 11:27 | 1 |
| d3-MeFOSAA | IS | 77.1 | 50 - 150 | | B9G0224 | 24-Jul-19 | 0.118 L | 26-Jul-19 11:27 | 1 |
| d5-EtFOSAA | IS | 77.2 | 50 - 150 | | B9G0224 | 24-Jul-19 | 0.118 L | 26-Jul-19 11:27 | 1 |
| 13C2-PFUnA | IS | 73.2 | 50 - 150 | | B9G0224 | 24-Jul-19 | 0.118 L | 26-Jul-19 11:27 | 1 |
| 13C2-PFDoA | IS | 73.0 | 50 - 150 | | B9G0224 | 24-Jul-19 | 0.118 L | 26-Jul-19 11:27 | 1 |
| 13C2-PFTeDA | IS | 77.5 | 50 - 150 | | B9G0224 | 24-Jul-19 | 0.118 L | 26-Jul-19 11:27 | 1 |

DL - Detection Limit

LOD - Limit of Detection
LOQ - Limit of quantitation

Results reported to the DL.

When reported, PFHxS, PFOA, PFOS, MeFOSAA and EtFOSAA include both linear and branched isomers. Only the linear isomer is reported for all other analytes.

**Sample ID: FRB-07152019** **PFAS Isotope Dilution Method**

**Client Data**

Name: Tetra Tech EC, Inc.
Project: 4663.3803
Location: Yuma, AZ
Matrix: Aqueous
Date Collected: 15-Jul-19 17:15

**Laboratory Data**

Lab Sample: 1902189-07
Date Received: 19-Jul-19 09:23
Column: BEH C18

| Analyte | CAS Number | Conc. (ug/L) | DL | LOD | LOQ | Qualifiers | Batch | Extracted | Samp Size | Analyzed | Dilution |
|---|---|---|---|---|---|---|---|---|---|---|---|
| PFBS | 375-73-5 | ND | 0.00295 | 0.00431 | 0.00863 | U | B9G0224 | 24-Jul-19 | 0.116 L | 26-Jul-19 11:38 | 1 |
| PFHxA | 307-24-4 | ND | 0.00295 | 0.00431 | 0.00863 | U | B9G0224 | 24-Jul-19 | 0.116 L | 26-Jul-19 11:38 | 1 |
| PFHpA | 375-85-9 | ND | 0.00295 | 0.00431 | 0.00863 | U | B9G0224 | 24-Jul-19 | 0.116 L | 26-Jul-19 11:38 | 1 |
| PFHxS | 355-46-4 | ND | 0.00295 | 0.00431 | 0.00863 | U | B9G0224 | 24-Jul-19 | 0.116 L | 26-Jul-19 11:38 | 1 |
| PFOA | 335-67-1 | ND | 0.00295 | 0.00431 | 0.00863 | U | B9G0224 | 24-Jul-19 | 0.116 L | 26-Jul-19 11:38 | 1 |
| PFNA | 375-95-1 | ND | 0.00295 | 0.00431 | 0.00863 | U | B9G0224 | 24-Jul-19 | 0.116 L | 26-Jul-19 11:38 | 1 |
| PFOS | 1763-23-1 | ND | 0.00295 | 0.00431 | 0.00863 | U | B9G0224 | 24-Jul-19 | 0.116 L | 26-Jul-19 11:38 | 1 |
| PFDA | 335-76-2 | ND | 0.00295 | 0.00431 | 0.00863 | U | B9G0224 | 24-Jul-19 | 0.116 L | 26-Jul-19 11:38 | 1 |
| MeFOSAA | 2355-31-9 | ND | 0.00295 | 0.00431 | 0.00863 | U | B9G0224 | 24-Jul-19 | 0.116 L | 26-Jul-19 11:38 | 1 |
| EtFOSAA | 2991-50-6 | ND | 0.00295 | 0.00431 | 0.00863 | U | B9G0224 | 24-Jul-19 | 0.116 L | 26-Jul-19 11:38 | 1 |
| PFUnA | 2058-94-8 | ND | 0.00295 | 0.00431 | 0.00863 | U | B9G0224 | 24-Jul-19 | 0.116 L | 26-Jul-19 11:38 | 1 |
| PFDoA | 307-55-1 | ND | 0.00295 | 0.00431 | 0.00863 | U | B9G0224 | 24-Jul-19 | 0.116 L | 26-Jul-19 11:38 | 1 |
| PFTrDA | 72629-94-8 | ND | 0.00295 | 0.00431 | 0.00863 | U | B9G0224 | 24-Jul-19 | 0.116 L | 26-Jul-19 11:38 | 1 |
| PFTeDA | 376-06-7 | ND | 0.00295 | 0.00431 | 0.00863 | U | B9G0224 | 24-Jul-19 | 0.116 L | 26-Jul-19 11:38 | 1 |

| Labeled Standards | Type | % Recovery | Limits | Qualifiers | Batch | Extracted | Samp Size | Analyzed | Dilution |
|---|---|---|---|---|---|---|---|---|---|
| 13C3-PFBS | IS | 101 | 50 - 150 | | B9G0224 | 24-Jul-19 | 0.116 L | 26-Jul-19 11:38 | 1 |
| 13C2-PFHxA | IS | 92.0 | 50 - 150 | | B9G0224 | 24-Jul-19 | 0.116 L | 26-Jul-19 11:38 | 1 |
| 13C4-PFHpA | IS | 93.3 | 50 - 150 | | B9G0224 | 24-Jul-19 | 0.116 L | 26-Jul-19 11:38 | 1 |
| 13C3-PFHxS | IS | 95.2 | 50 - 150 | | B9G0224 | 24-Jul-19 | 0.116 L | 26-Jul-19 11:38 | 1 |
| 13C2-PFOA | IS | 88.8 | 50 - 150 | | B9G0224 | 24-Jul-19 | 0.116 L | 26-Jul-19 11:38 | 1 |
| 13C5-PFNA | IS | 86.9 | 50 - 150 | | B9G0224 | 24-Jul-19 | 0.116 L | 26-Jul-19 11:38 | 1 |
| 13C8-PFOS | IS | 84.4 | 50 - 150 | | B9G0224 | 24-Jul-19 | 0.116 L | 26-Jul-19 11:38 | 1 |
| 13C2-PFDA | IS | 77.0 | 50 - 150 | | B9G0224 | 24-Jul-19 | 0.116 L | 26-Jul-19 11:38 | 1 |
| d3-MeFOSAA | IS | 62.8 | 50 - 150 | | B9G0224 | 24-Jul-19 | 0.116 L | 26-Jul-19 11:38 | 1 |
| d5-EtFOSAA | IS | 67.0 | 50 - 150 | | B9G0224 | 24-Jul-19 | 0.116 L | 26-Jul-19 11:38 | 1 |
| 13C2-PFUnA | IS | 73.2 | 50 - 150 | | B9G0224 | 24-Jul-19 | 0.116 L | 26-Jul-19 11:38 | 1 |
| 13C2-PFDoA | IS | 68.7 | 50 - 150 | | B9G0224 | 24-Jul-19 | 0.116 L | 26-Jul-19 11:38 | 1 |
| 13C2-PFTeDA | IS | 74.0 | 50 - 150 | | B9G0224 | 24-Jul-19 | 0.116 L | 26-Jul-19 11:38 | 1 |

DL - Detection Limit
LOD - Limit of Detection
LOQ - Limit of quantitation

Results reported to the DL.

When reported, PFHxS, PFOA, PFOS, MeFOSAA and EtFOSAA include both linear and branched isomers. Only the linear isomer is reported for all other analytes.

## Sample ID: NON-B03-GW

**PFAS Isotope Dilution Method**

**Client Data**

Name: Tetra Tech EC, Inc.
Project: 4663.3803
Location: Yuma, AZ

Matrix: Aqueous
Date Collected: 16-Jul-19 10:30

**Laboratory Data**

Lab Sample: 1902189-10
Date Received: 19-Jul-19 09:23

Column: BEH C18

| Analyte | CAS Number | Conc. (ug/L) | DL | LOD | LOQ | Qualifiers | Batch | Extracted | Samp Size | Analyzed | Dilution |
|---|---|---|---|---|---|---|---|---|---|---|---|
| PFBS | 375-73-5 | 0.00486 | 0.00271 | 0.00394 | 0.00790 | J | B9G0251 | 25-Jul-19 | 0.127 L | 29-Jul-19 00:28 | 1 |
| PFHxA | 307-24-4 | 0.0998 | 0.00271 | 0.00394 | 0.00790 | | B9G0251 | 25-Jul-19 | 0.127 L | 29-Jul-19 00:28 | 1 |
| PFHpA | 375-85-9 | 0.0821 | 0.00271 | 0.00394 | 0.00790 | | B9G0251 | 25-Jul-19 | 0.127 L | 29-Jul-19 00:28 | 1 |
| PFHxS | 355-46-4 | 0.147 | 0.00271 | 0.00394 | 0.00790 | | B9G0251 | 25-Jul-19 | 0.127 L | 29-Jul-19 00:28 | 1 |
| PFOA | 335-67-1 | 0.0932 | 0.00271 | 0.00394 | 0.00790 | | B9G0251 | 25-Jul-19 | 0.127 L | 29-Jul-19 00:28 | 1 |
| PFNA | 375-95-1 | 0.0914 | 0.00271 | 0.00394 | 0.00790 | | B9G0251 | 25-Jul-19 | 0.127 L | 29-Jul-19 00:28 | 1 |
| PFOS | 1763-23-1 | 0.982 | 0.00271 | 0.00394 | 0.00790 | | B9G0251 | 25-Jul-19 | 0.127 L | 29-Jul-19 00:28 | 1 |
| PFDA | 335-76-2 | 0.00277 | 0.00271 | 0.00394 | 0.00790 | J | B9G0251 | 25-Jul-19 | 0.127 L | 29-Jul-19 00:28 | 1 |
| MeFOSAA | 2355-31-9 | ND | 0.00271 | 0.00394 | 0.00790 | U | B9G0251 | 25-Jul-19 | 0.127 L | 29-Jul-19 00:28 | 1 |
| EtFOSAA | 2991-50-6 | ND | 0.00271 | 0.00394 | 0.00790 | U | B9G0251 | 25-Jul-19 | 0.127 L | 29-Jul-19 00:28 | 1 |
| PFUnA | 2058-94-8 | ND | 0.00271 | 0.00394 | 0.00790 | U | B9G0251 | 25-Jul-19 | 0.127 L | 29-Jul-19 00:28 | 1 |
| PFDoA | 307-55-1 | ND | 0.00271 | 0.00394 | 0.00790 | U | B9G0251 | 25-Jul-19 | 0.127 L | 29-Jul-19 00:28 | 1 |
| PFTrDA | 72629-94-8 | ND | 0.00271 | 0.00394 | 0.00790 | U | B9G0251 | 25-Jul-19 | 0.127 L | 29-Jul-19 00:28 | 1 |
| PFTeDA | 376-06-7 | ND | 0.00271 | 0.00394 | 0.00790 | U | B9G0251 | 25-Jul-19 | 0.127 L | 29-Jul-19 00:28 | 1 |

| Labeled Standards | Type | % Recovery | Limits | Qualifiers | Batch | Extracted | Samp Size | Analyzed | Dilution |
|---|---|---|---|---|---|---|---|---|---|
| 13C3-PFBS | IS | 96.2 | 50 - 150 | | B9G0251 | 25-Jul-19 | 0.127 L | 29-Jul-19 00:28 | 1 |
| 13C2-PFHxA | IS | 89.0 | 50 - 150 | | B9G0251 | 25-Jul-19 | 0.127 L | 29-Jul-19 00:28 | 1 |
| 13C4-PFHpA | IS | 87.9 | 50 - 150 | | B9G0251 | 25-Jul-19 | 0.127 L | 29-Jul-19 00:28 | 1 |
| 13C3-PFHxS | IS | 102 | 50 - 150 | | B9G0251 | 25-Jul-19 | 0.127 L | 29-Jul-19 00:28 | 1 |
| 13C2-PFOA | IS | 79.0 | 50 - 150 | | B9G0251 | 25-Jul-19 | 0.127 L | 29-Jul-19 00:28 | 1 |
| 13C5-PFNA | IS | 75.6 | 50 - 150 | | B9G0251 | 25-Jul-19 | 0.127 L | 29-Jul-19 00:28 | 1 |
| 13C8-PFOS | IS | 87.6 | 50 - 150 | | B9G0251 | 25-Jul-19 | 0.127 L | 29-Jul-19 00:28 | 1 |
| 13C2-PFDA | IS | 65.7 | 50 - 150 | | B9G0251 | 25-Jul-19 | 0.127 L | 29-Jul-19 00:28 | 1 |
| d3-MeFOSAA | IS | 56.0 | 50 - 150 | | B9G0251 | 25-Jul-19 | 0.127 L | 29-Jul-19 00:28 | 1 |
| d5-EtFOSAA | IS | 53.6 | 50 - 150 | | B9G0251 | 25-Jul-19 | 0.127 L | 29-Jul-19 00:28 | 1 |
| 13C2-PFUnA | IS | 57.9 | 50 - 150 | | B9G0251 | 25-Jul-19 | 0.127 L | 29-Jul-19 00:28 | 1 |
| 13C2-PFDoA | IS | 41.6 | 50 - 150 | H | B9G0251 | 25-Jul-19 | 0.127 L | 29-Jul-19 00:28 | 1 |
| 13C2-PFTeDA | IS | 27.2 | 50 - 150 | H | B9G0251 | 25-Jul-19 | 0.127 L | 29-Jul-19 00:28 | 1 |

DL - Detection Limit

LOD - Limit of Detection
LOQ - Limit of quantitation

Results reported to the DL.

When reported, PFHxS, PFOA, PFOS, MeFOSAA and EtFOSAA include both linear and branched isomers. Only the linear isomer is reported for all other analytes.

## Sample ID: EB-07162019-GW

## PFAS Isotope Dilution Method

**Client Data**

Name: Tetra Tech EC, Inc.
Project: 4663.3803
Location: Yuma, AZ

Matrix: Aqueous
Date Collected: 16-Jul-19 10:40

**Laboratory Data**

Lab Sample: 1902189-11
Date Received: 19-Jul-19 09:23

Column: BEH C18

| Analyte | CAS Number | Conc. (ug/L) | DL | LOD | LOQ | Qualifiers | Batch | Extracted | Samp Size | Analyzed | Dilution |
|---|---|---|---|---|---|---|---|---|---|---|---|
| PFBS | 375-73-5 | ND | 0.00288 | 0.00420 | 0.00842 | U | B9G0224 | 24-Jul-19 | 0.119 L | 26-Jul-19 11:48 | 1 |
| PFHxA | 307-24-4 | ND | 0.00288 | 0.00420 | 0.00842 | U | B9G0224 | 24-Jul-19 | 0.119 L | 26-Jul-19 11:48 | 1 |
| PFHpA | 375-85-9 | ND | 0.00288 | 0.00420 | 0.00842 | U | B9G0224 | 24-Jul-19 | 0.119 L | 26-Jul-19 11:48 | 1 |
| PFHxS | 355-46-4 | ND | 0.00288 | 0.00420 | 0.00842 | U | B9G0224 | 24-Jul-19 | 0.119 L | 26-Jul-19 11:48 | 1 |
| PFOA | 335-67-1 | ND | 0.00288 | 0.00420 | 0.00842 | U | B9G0224 | 24-Jul-19 | 0.119 L | 26-Jul-19 11:48 | 1 |
| PFNA | 375-95-1 | ND | 0.00288 | 0.00420 | 0.00842 | U | B9G0224 | 24-Jul-19 | 0.119 L | 26-Jul-19 11:48 | 1 |
| PFOS | 1763-23-1 | ND | 0.00288 | 0.00420 | 0.00842 | U | B9G0224 | 24-Jul-19 | 0.119 L | 26-Jul-19 11:48 | 1 |
| PFDA | 335-76-2 | ND | 0.00288 | 0.00420 | 0.00842 | U | B9G0224 | 24-Jul-19 | 0.119 L | 26-Jul-19 11:48 | 1 |
| MeFOSAA | 2355-31-9 | ND | 0.00288 | 0.00420 | 0.00842 | U | B9G0224 | 24-Jul-19 | 0.119 L | 26-Jul-19 11:48 | 1 |
| EtFOSAA | 2991-50-6 | ND | 0.00288 | 0.00420 | 0.00842 | U | B9G0224 | 24-Jul-19 | 0.119 L | 26-Jul-19 11:48 | 1 |
| PFUnA | 2058-94-8 | ND | 0.00288 | 0.00420 | 0.00842 | U | B9G0224 | 24-Jul-19 | 0.119 L | 26-Jul-19 11:48 | 1 |
| PFDoA | 307-55-1 | ND | 0.00288 | 0.00420 | 0.00842 | U | B9G0224 | 24-Jul-19 | 0.119 L | 26-Jul-19 11:48 | 1 |
| PFTrDA | 72629-94-8 | ND | 0.00288 | 0.00420 | 0.00842 | U | B9G0224 | 24-Jul-19 | 0.119 L | 26-Jul-19 11:48 | 1 |
| PFTeDA | 376-06-7 | ND | 0.00288 | 0.00420 | 0.00842 | U | B9G0224 | 24-Jul-19 | 0.119 L | 26-Jul-19 11:48 | 1 |

| Labeled Standards | Type | % Recovery | Limits | Qualifiers | Batch | Extracted | Samp Size | Analyzed | Dilution |
|---|---|---|---|---|---|---|---|---|---|
| 13C3-PFBS | IS | 94.8 | 50 - 150 | | B9G0224 | 24-Jul-19 | 0.119 L | 26-Jul-19 11:48 | 1 |
| 13C2-PFHxA | IS | 92.3 | 50 - 150 | | B9G0224 | 24-Jul-19 | 0.119 L | 26-Jul-19 11:48 | 1 |
| 13C4-PFHpA | IS | 94.7 | 50 - 150 | | B9G0224 | 24-Jul-19 | 0.119 L | 26-Jul-19 11:48 | 1 |
| 13C3-PFHxS | IS | 99.0 | 50 - 150 | | B9G0224 | 24-Jul-19 | 0.119 L | 26-Jul-19 11:48 | 1 |
| 13C2-PFOA | IS | 88.8 | 50 - 150 | | B9G0224 | 24-Jul-19 | 0.119 L | 26-Jul-19 11:48 | 1 |
| 13C5-PFNA | IS | 84.2 | 50 - 150 | | B9G0224 | 24-Jul-19 | 0.119 L | 26-Jul-19 11:48 | 1 |
| 13C8-PFOS | IS | 92.0 | 50 - 150 | | B9G0224 | 24-Jul-19 | 0.119 L | 26-Jul-19 11:48 | 1 |
| 13C2-PFDA | IS | 74.2 | 50 - 150 | | B9G0224 | 24-Jul-19 | 0.119 L | 26-Jul-19 11:48 | 1 |
| d3-MeFOSAA | IS | 62.0 | 50 - 150 | | B9G0224 | 24-Jul-19 | 0.119 L | 26-Jul-19 11:48 | 1 |
| d5-EtFOSAA | IS | 68.7 | 50 - 150 | | B9G0224 | 24-Jul-19 | 0.119 L | 26-Jul-19 11:48 | 1 |
| 13C2-PFUnA | IS | 72.0 | 50 - 150 | | B9G0224 | 24-Jul-19 | 0.119 L | 26-Jul-19 11:48 | 1 |
| 13C2-PFDoA | IS | 70.4 | 50 - 150 | | B9G0224 | 24-Jul-19 | 0.119 L | 26-Jul-19 11:48 | 1 |
| 13C2-PFTeDA | IS | 79.7 | 50 - 150 | | B9G0224 | 24-Jul-19 | 0.119 L | 26-Jul-19 11:48 | 1 |

DL - Detection Limit

LOD - Limit of Detection
LOQ - Limit of quantitation

Results reported to the DL.

When reported, PFHxS, PFOA, PFOS, MeFOSAA and EtFOSAA include both linear and branched isomers. Only the linear isomer is reported for all other analytes.

**Sample ID: NAOA-B06-GW** — **PFAS Isotope Dilution Method**

**Client Data**

Name: Tetra Tech EC, Inc.
Project: 4663.3803
Location: Yuma, AZ
Matrix: Aqueous
Date Collected: 16-Jul-19 16:00

**Laboratory Data**

Lab Sample: 1902189-12
Date Received: 19-Jul-19 09:23
Column: BEH C18

| Analyte | CAS Number | Conc. (ug/L) | DL | LOD | LOQ | Qualifiers | Batch | Extracted | Samp Size | Analyzed | Dilution |
|---|---|---|---|---|---|---|---|---|---|---|---|
| PFBS | 375-73-5 | 0.166 | 0.00275 | 0.00400 | 0.00802 | | B9G0251 | 25-Jul-19 | 0.125 L | 29-Jul-19 00:39 | 1 |
| PFHxA | 307-24-4 | 0.932 | 0.00275 | 0.00400 | 0.00802 | | B9G0251 | 25-Jul-19 | 0.125 L | 29-Jul-19 00:39 | 1 |
| PFHpA | 375-85-9 | 0.615 | 0.00275 | 0.00400 | 0.00802 | | B9G0251 | 25-Jul-19 | 0.125 L | 29-Jul-19 00:39 | 1 |
| PFHxS | 355-46-4 | 4.77 | 0.0137 | 0.0200 | 0.0401 | D | B9G0251 | 25-Jul-19 | 0.125 L | 29-Jul-19 19:24 | 5 |
| PFOA | 335-67-1 | 0.571 | 0.00275 | 0.00400 | 0.00802 | | B9G0251 | 25-Jul-19 | 0.125 L | 29-Jul-19 00:39 | 1 |
| PFNA | 375-95-1 | ND | 0.00275 | 0.00400 | 0.00802 | U | B9G0251 | 25-Jul-19 | 0.125 L | 29-Jul-19 00:39 | 1 |
| PFOS | 1763-23-1 | 0.0433 | 0.00275 | 0.00400 | 0.00802 | | B9G0251 | 25-Jul-19 | 0.125 L | 29-Jul-19 00:39 | 1 |
| PFDA | 335-76-2 | ND | 0.00275 | 0.00400 | 0.00802 | U | B9G0251 | 25-Jul-19 | 0.125 L | 29-Jul-19 00:39 | 1 |
| MeFOSAA | 2355-31-9 | ND | 0.00275 | 0.00400 | 0.00802 | U | B9G0251 | 25-Jul-19 | 0.125 L | 29-Jul-19 00:39 | 1 |
| EtFOSAA | 2991-50-6 | ND | 0.00275 | 0.00400 | 0.00802 | U | B9G0251 | 25-Jul-19 | 0.125 L | 29-Jul-19 00:39 | 1 |
| PFUnA | 2058-94-8 | ND | 0.00275 | 0.00400 | 0.00802 | U | B9G0251 | 25-Jul-19 | 0.125 L | 29-Jul-19 00:39 | 1 |
| PFDoA | 307-55-1 | ND | 0.00275 | 0.00400 | 0.00802 | U | B9G0251 | 25-Jul-19 | 0.125 L | 29-Jul-19 00:39 | 1 |
| PFTrDA | 72629-94-8 | ND | 0.00275 | 0.00400 | 0.00802 | U | B9G0251 | 25-Jul-19 | 0.125 L | 29-Jul-19 00:39 | 1 |
| PFTeDA | 376-06-7 | ND | 0.00275 | 0.00400 | 0.00802 | U | B9G0251 | 25-Jul-19 | 0.125 L | 29-Jul-19 00:39 | 1 |

| Labeled Standards | Type | % Recovery | Limits | Qualifiers | Batch | Extracted | Samp Size | Analyzed | Dilution |
|---|---|---|---|---|---|---|---|---|---|
| 13C3-PFBS | IS | 122 | 50 - 150 | | B9G0251 | 25-Jul-19 | 0.125 L | 29-Jul-19 00:39 | 1 |
| 13C2-PFHxA | IS | 96.8 | 50 - 150 | | B9G0251 | 25-Jul-19 | 0.125 L | 29-Jul-19 00:39 | 1 |
| 13C4-PFHpA | IS | 99.0 | 50 - 150 | | B9G0251 | 25-Jul-19 | 0.125 L | 29-Jul-19 00:39 | 1 |
| 13C3-PFHxS | IS | 116 | 50 - 150 | D | B9G0251 | 25-Jul-19 | 0.125 L | 29-Jul-19 19:24 | 5 |
| 13C2-PFOA | IS | 96.2 | 50 - 150 | | B9G0251 | 25-Jul-19 | 0.125 L | 29-Jul-19 00:39 | 1 |
| 13C5-PFNA | IS | 95.7 | 50 - 150 | | B9G0251 | 25-Jul-19 | 0.125 L | 29-Jul-19 00:39 | 1 |
| 13C8-PFOS | IS | 106 | 50 - 150 | | B9G0251 | 25-Jul-19 | 0.125 L | 29-Jul-19 00:39 | 1 |
| 13C2-PFDA | IS | 89.5 | 50 - 150 | | B9G0251 | 25-Jul-19 | 0.125 L | 29-Jul-19 00:39 | 1 |
| d3-MeFOSAA | IS | 64.7 | 50 - 150 | | B9G0251 | 25-Jul-19 | 0.125 L | 29-Jul-19 00:39 | 1 |
| d5-EtFOSAA | IS | 62.8 | 50 - 150 | | B9G0251 | 25-Jul-19 | 0.125 L | 29-Jul-19 00:39 | 1 |
| 13C2-PFUnA | IS | 73.9 | 50 - 150 | | B9G0251 | 25-Jul-19 | 0.125 L | 29-Jul-19 00:39 | 1 |
| 13C2-PFDoA | IS | 59.6 | 50 - 150 | | B9G0251 | 25-Jul-19 | 0.125 L | 29-Jul-19 00:39 | 1 |
| 13C2-PFTeDA | IS | 31.0 | 50 - 150 | H | B9G0251 | 25-Jul-19 | 0.125 L | 29-Jul-19 00:39 | 1 |

DL - Detection Limit

LOD - Limit of Detection
LOQ - Limit of quantitation

Results reported to the DL.

When reported, PFHxS, PFOA, PFOS, MeFOSAA and EtFOSAA include both linear and branched isomers. Only the linear isomer is reported for all other analytes.

**Sample ID: FRB-07162019** **PFAS Isotope Dilution Method**

**Client Data**

Name: Tetra Tech EC, Inc.
Project: 4663.3803
Location: Yuma, AZ
Matrix: Aqueous
Date Collected: 16-Jul-19 17:30

**Laboratory Data**

Lab Sample: 1902189-13
Date Received: 19-Jul-19 09:23
Column: BEH C18

| Analyte | CAS Number | Conc. (ug/L) | DL | LOD | LOQ | Qualifiers | Batch | Extracted | Samp Size | Analyzed | Dilution |
|---|---|---|---|---|---|---|---|---|---|---|---|
| PFBS | 375-73-5 | ND | 0.00293 | 0.00427 | 0.00855 | U | B9G0224 | 24-Jul-19 | 0.117 L | 26-Jul-19 11:59 | 1 |
| PFHxA | 307-24-4 | ND | 0.00293 | 0.00427 | 0.00855 | U | B9G0224 | 24-Jul-19 | 0.117 L | 26-Jul-19 11:59 | 1 |
| PFHpA | 375-85-9 | ND | 0.00293 | 0.00427 | 0.00855 | U | B9G0224 | 24-Jul-19 | 0.117 L | 26-Jul-19 11:59 | 1 |
| PFHxS | 355-46-4 | ND | 0.00293 | 0.00427 | 0.00855 | U | B9G0224 | 24-Jul-19 | 0.117 L | 26-Jul-19 11:59 | 1 |
| PFOA | 335-67-1 | ND | 0.00293 | 0.00427 | 0.00855 | U | B9G0224 | 24-Jul-19 | 0.117 L | 26-Jul-19 11:59 | 1 |
| PFNA | 375-95-1 | ND | 0.00293 | 0.00427 | 0.00855 | U | B9G0224 | 24-Jul-19 | 0.117 L | 26-Jul-19 11:59 | 1 |
| PFOS | 1763-23-1 | ND | 0.00293 | 0.00427 | 0.00855 | U | B9G0224 | 24-Jul-19 | 0.117 L | 26-Jul-19 11:59 | 1 |
| PFDA | 335-76-2 | ND | 0.00293 | 0.00427 | 0.00855 | U | B9G0224 | 24-Jul-19 | 0.117 L | 26-Jul-19 11:59 | 1 |
| MeFOSAA | 2355-31-9 | ND | 0.00293 | 0.00427 | 0.00855 | U | B9G0224 | 24-Jul-19 | 0.117 L | 26-Jul-19 11:59 | 1 |
| EtFOSAA | 2991-50-6 | ND | 0.00293 | 0.00427 | 0.00855 | U | B9G0224 | 24-Jul-19 | 0.117 L | 26-Jul-19 11:59 | 1 |
| PFUnA | 2058-94-8 | ND | 0.00293 | 0.00427 | 0.00855 | U | B9G0224 | 24-Jul-19 | 0.117 L | 26-Jul-19 11:59 | 1 |
| PFDoA | 307-55-1 | ND | 0.00293 | 0.00427 | 0.00855 | U | B9G0224 | 24-Jul-19 | 0.117 L | 26-Jul-19 11:59 | 1 |
| PFTrDA | 72629-94-8 | ND | 0.00293 | 0.00427 | 0.00855 | U | B9G0224 | 24-Jul-19 | 0.117 L | 26-Jul-19 11:59 | 1 |
| PFTeDA | 376-06-7 | ND | 0.00293 | 0.00427 | 0.00855 | U | B9G0224 | 24-Jul-19 | 0.117 L | 26-Jul-19 11:59 | 1 |

| Labeled Standards | Type | % Recovery | Limits | Qualifiers | Batch | Extracted | Samp Size | Analyzed | Dilution |
|---|---|---|---|---|---|---|---|---|---|
| 13C3-PFBS | IS | 88.9 | 50 - 150 | | B9G0224 | 24-Jul-19 | 0.117 L | 26-Jul-19 11:59 | 1 |
| 13C2-PFHxA | IS | 91.7 | 50 - 150 | | B9G0224 | 24-Jul-19 | 0.117 L | 26-Jul-19 11:59 | 1 |
| 13C4-PFHpA | IS | 92.8 | 50 - 150 | | B9G0224 | 24-Jul-19 | 0.117 L | 26-Jul-19 11:59 | 1 |
| 13C3-PFHxS | IS | 91.0 | 50 - 150 | | B9G0224 | 24-Jul-19 | 0.117 L | 26-Jul-19 11:59 | 1 |
| 13C2-PFOA | IS | 90.0 | 50 - 150 | | B9G0224 | 24-Jul-19 | 0.117 L | 26-Jul-19 11:59 | 1 |
| 13C5-PFNA | IS | 83.7 | 50 - 150 | | B9G0224 | 24-Jul-19 | 0.117 L | 26-Jul-19 11:59 | 1 |
| 13C8-PFOS | IS | 91.5 | 50 - 150 | | B9G0224 | 24-Jul-19 | 0.117 L | 26-Jul-19 11:59 | 1 |
| 13C2-PFDA | IS | 76.2 | 50 - 150 | | B9G0224 | 24-Jul-19 | 0.117 L | 26-Jul-19 11:59 | 1 |
| d3-MeFOSAA | IS | 64.0 | 50 - 150 | | B9G0224 | 24-Jul-19 | 0.117 L | 26-Jul-19 11:59 | 1 |
| d5-EtFOSAA | IS | 69.5 | 50 - 150 | | B9G0224 | 24-Jul-19 | 0.117 L | 26-Jul-19 11:59 | 1 |
| 13C2-PFUnA | IS | 75.0 | 50 - 150 | | B9G0224 | 24-Jul-19 | 0.117 L | 26-Jul-19 11:59 | 1 |
| 13C2-PFDoA | IS | 72.2 | 50 - 150 | | B9G0224 | 24-Jul-19 | 0.117 L | 26-Jul-19 11:59 | 1 |
| 13C2-PFTeDA | IS | 80.1 | 50 - 150 | | B9G0224 | 24-Jul-19 | 0.117 L | 26-Jul-19 11:59 | 1 |

DL - Detection Limit
LOD - Limit of Detection
LOQ - Limit of quantitation

Results reported to the DL.

When reported, PFHxS, PFOA, PFOS, MeFOSAA and EtFOSAA include both linear and branched isomers. Only the linear isomer is reported for all other analytes.

## Sample ID: EB-07162019

## PFAS Isotope Dilution Method

**Client Data**

Name: Tetra Tech EC, Inc.
Project: 4663.3803
Location: Yuma, AZ

Matrix: Aqueous
Date Collected: 16-Jul-19 18:00

**Laboratory Data**

Lab Sample: 1902189-14
Date Received: 19-Jul-19 09:23

Column: BEH C18

| Analyte | CAS Number | Conc. (ug/L) | DL | LOD | LOQ | Qualifiers | Batch | Extracted | Samp Size | Analyzed | Dilution |
|---|---|---|---|---|---|---|---|---|---|---|---|
| PFBS | 375-73-5 | ND | 0.00289 | 0.00420 | 0.00843 | U | B9G0224 | 24-Jul-19 | 0.119 L | 26-Jul-19 12:10 | 1 |
| PFHxA | 307-24-4 | ND | 0.00289 | 0.00420 | 0.00843 | U | B9G0224 | 24-Jul-19 | 0.119 L | 26-Jul-19 12:10 | 1 |
| PFHpA | 375-85-9 | ND | 0.00289 | 0.00420 | 0.00843 | U | B9G0224 | 24-Jul-19 | 0.119 L | 26-Jul-19 12:10 | 1 |
| PFHxS | 355-46-4 | ND | 0.00289 | 0.00420 | 0.00843 | U | B9G0224 | 24-Jul-19 | 0.119 L | 26-Jul-19 12:10 | 1 |
| PFOA | 335-67-1 | ND | 0.00289 | 0.00420 | 0.00843 | U | B9G0224 | 24-Jul-19 | 0.119 L | 26-Jul-19 12:10 | 1 |
| PFNA | 375-95-1 | ND | 0.00289 | 0.00420 | 0.00843 | U | B9G0224 | 24-Jul-19 | 0.119 L | 26-Jul-19 12:10 | 1 |
| PFOS | 1763-23-1 | ND | 0.00289 | 0.00420 | 0.00843 | U | B9G0224 | 24-Jul-19 | 0.119 L | 26-Jul-19 12:10 | 1 |
| PFDA | 335-76-2 | ND | 0.00289 | 0.00420 | 0.00843 | U | B9G0224 | 24-Jul-19 | 0.119 L | 26-Jul-19 12:10 | 1 |
| MeFOSAA | 2355-31-9 | ND | 0.00289 | 0.00420 | 0.00843 | U | B9G0224 | 24-Jul-19 | 0.119 L | 26-Jul-19 12:10 | 1 |
| EtFOSAA | 2991-50-6 | ND | 0.00289 | 0.00420 | 0.00843 | U | B9G0224 | 24-Jul-19 | 0.119 L | 26-Jul-19 12:10 | 1 |
| PFUnA | 2058-94-8 | ND | 0.00289 | 0.00420 | 0.00843 | U | B9G0224 | 24-Jul-19 | 0.119 L | 26-Jul-19 12:10 | 1 |
| PFDoA | 307-55-1 | ND | 0.00289 | 0.00420 | 0.00843 | U | B9G0224 | 24-Jul-19 | 0.119 L | 26-Jul-19 12:10 | 1 |
| PFTrDA | 72629-94-8 | ND | 0.00289 | 0.00420 | 0.00843 | U | B9G0224 | 24-Jul-19 | 0.119 L | 26-Jul-19 12:10 | 1 |
| PFTeDA | 376-06-7 | ND | 0.00289 | 0.00420 | 0.00843 | U | B9G0224 | 24-Jul-19 | 0.119 L | 26-Jul-19 12:10 | 1 |

| Labeled Standards | Type | % Recovery | Limits | Qualifiers | Batch | Extracted | Samp Size | Analyzed | Dilution |
|---|---|---|---|---|---|---|---|---|---|
| 13C3-PFBS | IS | 94.4 | 50 - 150 | | B9G0224 | 24-Jul-19 | 0.119 L | 26-Jul-19 12:10 | 1 |
| 13C2-PFHxA | IS | 94.9 | 50 - 150 | | B9G0224 | 24-Jul-19 | 0.119 L | 26-Jul-19 12:10 | 1 |
| 13C4-PFHpA | IS | 99.0 | 50 - 150 | | B9G0224 | 24-Jul-19 | 0.119 L | 26-Jul-19 12:10 | 1 |
| 13C3-PFHxS | IS | 96.0 | 50 - 150 | | B9G0224 | 24-Jul-19 | 0.119 L | 26-Jul-19 12:10 | 1 |
| 13C2-PFOA | IS | 92.0 | 50 - 150 | | B9G0224 | 24-Jul-19 | 0.119 L | 26-Jul-19 12:10 | 1 |
| 13C5-PFNA | IS | 90.9 | 50 - 150 | | B9G0224 | 24-Jul-19 | 0.119 L | 26-Jul-19 12:10 | 1 |
| 13C8-PFOS | IS | 91.6 | 50 - 150 | | B9G0224 | 24-Jul-19 | 0.119 L | 26-Jul-19 12:10 | 1 |
| 13C2-PFDA | IS | 84.7 | 50 - 150 | | B9G0224 | 24-Jul-19 | 0.119 L | 26-Jul-19 12:10 | 1 |
| d3-MeFOSAA | IS | 71.4 | 50 - 150 | | B9G0224 | 24-Jul-19 | 0.119 L | 26-Jul-19 12:10 | 1 |
| d5-EtFOSAA | IS | 72.5 | 50 - 150 | | B9G0224 | 24-Jul-19 | 0.119 L | 26-Jul-19 12:10 | 1 |
| 13C2-PFUnA | IS | 76.5 | 50 - 150 | | B9G0224 | 24-Jul-19 | 0.119 L | 26-Jul-19 12:10 | 1 |
| 13C2-PFDoA | IS | 77.3 | 50 - 150 | | B9G0224 | 24-Jul-19 | 0.119 L | 26-Jul-19 12:10 | 1 |
| 13C2-PFTeDA | IS | 82.1 | 50 - 150 | | B9G0224 | 24-Jul-19 | 0.119 L | 26-Jul-19 12:10 | 1 |

DL - Detection Limit

LOD - Limit of Detection
LOQ - Limit of quantitation

Results reported to the DL.

When reported, PFHxS, PFOA, PFOS, MeFOSAA and EtFOSAA include both linear and branched isomers. Only the linear isomer is reported for all other analytes.

**Sample ID: FRB-07172019** **PFAS Isotope Dilution Method**

**Client Data**

Name: Tetra Tech EC, Inc.
Project: 4663.3803
Location: Yuma, AZ
Matrix: Aqueous
Date Collected: 17-Jul-19 16:00

**Laboratory Data**

Lab Sample: 1902189-19
Date Received: 19-Jul-19 09:23
Column: BEH C18

| Analyte | CAS Number | Conc. (ug/L) | DL | LOD | LOQ | Qualifiers | Batch | Extracted | Samp Size | Analyzed | Dilution |
|---|---|---|---|---|---|---|---|---|---|---|---|
| PFBS | 375-73-5 | ND | 0.00281 | 0.00410 | 0.00819 | U | B9G0224 | 24-Jul-19 | 0.122 L | 26-Jul-19 12:20 | 1 |
| PFHxA | 307-24-4 | ND | 0.00281 | 0.00410 | 0.00819 | U | B9G0224 | 24-Jul-19 | 0.122 L | 26-Jul-19 12:20 | 1 |
| PFHpA | 375-85-9 | ND | 0.00281 | 0.00410 | 0.00819 | U | B9G0224 | 24-Jul-19 | 0.122 L | 26-Jul-19 12:20 | 1 |
| PFHxS | 355-46-4 | ND | 0.00281 | 0.00410 | 0.00819 | U | B9G0224 | 24-Jul-19 | 0.122 L | 26-Jul-19 12:20 | 1 |
| PFOA | 335-67-1 | ND | 0.00281 | 0.00410 | 0.00819 | U | B9G0224 | 24-Jul-19 | 0.122 L | 26-Jul-19 12:20 | 1 |
| PFNA | 375-95-1 | ND | 0.00281 | 0.00410 | 0.00819 | U | B9G0224 | 24-Jul-19 | 0.122 L | 26-Jul-19 12:20 | 1 |
| PFOS | 1763-23-1 | ND | 0.00281 | 0.00410 | 0.00819 | U | B9G0224 | 24-Jul-19 | 0.122 L | 26-Jul-19 12:20 | 1 |
| PFDA | 335-76-2 | ND | 0.00281 | 0.00410 | 0.00819 | U | B9G0224 | 24-Jul-19 | 0.122 L | 26-Jul-19 12:20 | 1 |
| MeFOSAA | 2355-31-9 | ND | 0.00281 | 0.00410 | 0.00819 | U | B9G0224 | 24-Jul-19 | 0.122 L | 26-Jul-19 12:20 | 1 |
| EtFOSAA | 2991-50-6 | ND | 0.00281 | 0.00410 | 0.00819 | U | B9G0224 | 24-Jul-19 | 0.122 L | 26-Jul-19 12:20 | 1 |
| PFUnA | 2058-94-8 | ND | 0.00281 | 0.00410 | 0.00819 | U | B9G0224 | 24-Jul-19 | 0.122 L | 26-Jul-19 12:20 | 1 |
| PFDoA | 307-55-1 | ND | 0.00281 | 0.00410 | 0.00819 | U | B9G0224 | 24-Jul-19 | 0.122 L | 26-Jul-19 12:20 | 1 |
| PFTrDA | 72629-94-8 | ND | 0.00281 | 0.00410 | 0.00819 | U | B9G0224 | 24-Jul-19 | 0.122 L | 26-Jul-19 12:20 | 1 |
| PFTeDA | 376-06-7 | ND | 0.00281 | 0.00410 | 0.00819 | U | B9G0224 | 24-Jul-19 | 0.122 L | 26-Jul-19 12:20 | 1 |

| Labeled Standards | Type | % Recovery | Limits | Qualifiers | Batch | Extracted | Samp Size | Analyzed | Dilution |
|---|---|---|---|---|---|---|---|---|---|
| 13C3-PFBS | IS | 89.2 | 50 - 150 | | B9G0224 | 24-Jul-19 | 0.122 L | 26-Jul-19 12:20 | 1 |
| 13C2-PFHxA | IS | 91.9 | 50 - 150 | | B9G0224 | 24-Jul-19 | 0.122 L | 26-Jul-19 12:20 | 1 |
| 13C4-PFHpA | IS | 91.9 | 50 - 150 | | B9G0224 | 24-Jul-19 | 0.122 L | 26-Jul-19 12:20 | 1 |
| 13C3-PFHxS | IS | 90.8 | 50 - 150 | | B9G0224 | 24-Jul-19 | 0.122 L | 26-Jul-19 12:20 | 1 |
| 13C2-PFOA | IS | 90.1 | 50 - 150 | | B9G0224 | 24-Jul-19 | 0.122 L | 26-Jul-19 12:20 | 1 |
| 13C5-PFNA | IS | 78.9 | 50 - 150 | | B9G0224 | 24-Jul-19 | 0.122 L | 26-Jul-19 12:20 | 1 |
| 13C8-PFOS | IS | 91.0 | 50 - 150 | | B9G0224 | 24-Jul-19 | 0.122 L | 26-Jul-19 12:20 | 1 |
| 13C2-PFDA | IS | 72.8 | 50 - 150 | | B9G0224 | 24-Jul-19 | 0.122 L | 26-Jul-19 12:20 | 1 |
| d3-MeFOSAA | IS | 65.2 | 50 - 150 | | B9G0224 | 24-Jul-19 | 0.122 L | 26-Jul-19 12:20 | 1 |
| d5-EtFOSAA | IS | 68.3 | 50 - 150 | | B9G0224 | 24-Jul-19 | 0.122 L | 26-Jul-19 12:20 | 1 |
| 13C2-PFUnA | IS | 72.5 | 50 - 150 | | B9G0224 | 24-Jul-19 | 0.122 L | 26-Jul-19 12:20 | 1 |
| 13C2-PFDoA | IS | 72.8 | 50 - 150 | | B9G0224 | 24-Jul-19 | 0.122 L | 26-Jul-19 12:20 | 1 |
| 13C2-PFTeDA | IS | 75.8 | 50 - 150 | | B9G0224 | 24-Jul-19 | 0.122 L | 26-Jul-19 12:20 | 1 |

DL - Detection Limit
LOD - Limit of Detection
LOQ - Limit of quantitation

Results reported to the DL.

When reported, PFHxS, PFOA, PFOS, MeFOSAA and EtFOSAA include both linear and branched isomers. Only the linear isomer is reported for all other analytes.

## Sample ID: EB-07172019

## PFAS Isotope Dilution Method

**Client Data**

Name: Tetra Tech EC, Inc.
Project: 4663.3803
Location: Yuma, AZ

Matrix: Aqueous
Date Collected: 17-Jul-19 18:20

**Laboratory Data**

Lab Sample: 1902189-20
Date Received: 19-Jul-19 09:23

Column: BEH C18

| Analyte | CAS Number | Conc. (ug/L) | DL | LOD | LOQ | Qualifiers | Batch | Extracted | Samp Size | Analyzed | Dilution |
|---|---|---|---|---|---|---|---|---|---|---|---|
| PFBS | 375-73-5 | ND | 0.00286 | 0.00417 | 0.00834 | U | B9G0224 | 24-Jul-19 | 0.120 L | 26-Jul-19 12:31 | 1 |
| PFHxA | 307-24-4 | ND | 0.00286 | 0.00417 | 0.00834 | U | B9G0224 | 24-Jul-19 | 0.120 L | 26-Jul-19 12:31 | 1 |
| PFHpA | 375-85-9 | ND | 0.00286 | 0.00417 | 0.00834 | U | B9G0224 | 24-Jul-19 | 0.120 L | 26-Jul-19 12:31 | 1 |
| PFHxS | 355-46-4 | ND | 0.00286 | 0.00417 | 0.00834 | U | B9G0224 | 24-Jul-19 | 0.120 L | 26-Jul-19 12:31 | 1 |
| PFOA | 335-67-1 | ND | 0.00286 | 0.00417 | 0.00834 | U | B9G0224 | 24-Jul-19 | 0.120 L | 26-Jul-19 12:31 | 1 |
| PFNA | 375-95-1 | ND | 0.00286 | 0.00417 | 0.00834 | U | B9G0224 | 24-Jul-19 | 0.120 L | 26-Jul-19 12:31 | 1 |
| PFOS | 1763-23-1 | 0.0123 | 0.00286 | 0.00417 | 0.00834 |  | B9G0224 | 24-Jul-19 | 0.120 L | 26-Jul-19 12:31 | 1 |
| PFDA | 335-76-2 | ND | 0.00286 | 0.00417 | 0.00834 | U | B9G0224 | 24-Jul-19 | 0.120 L | 26-Jul-19 12:31 | 1 |
| MeFOSAA | 2355-31-9 | ND | 0.00286 | 0.00417 | 0.00834 | U | B9G0224 | 24-Jul-19 | 0.120 L | 26-Jul-19 12:31 | 1 |
| EtFOSAA | 2991-50-6 | ND | 0.00286 | 0.00417 | 0.00834 | U | B9G0224 | 24-Jul-19 | 0.120 L | 26-Jul-19 12:31 | 1 |
| PFUnA | 2058-94-8 | ND | 0.00286 | 0.00417 | 0.00834 | U | B9G0224 | 24-Jul-19 | 0.120 L | 26-Jul-19 12:31 | 1 |
| PFDoA | 307-55-1 | ND | 0.00286 | 0.00417 | 0.00834 | U | B9G0224 | 24-Jul-19 | 0.120 L | 26-Jul-19 12:31 | 1 |
| PFTrDA | 72629-94-8 | ND | 0.00286 | 0.00417 | 0.00834 | U | B9G0224 | 24-Jul-19 | 0.120 L | 26-Jul-19 12:31 | 1 |
| PFTeDA | 376-06-7 | ND | 0.00286 | 0.00417 | 0.00834 | U | B9G0224 | 24-Jul-19 | 0.120 L | 26-Jul-19 12:31 | 1 |

| Labeled Standards | Type | % Recovery | Limits | Qualifiers | Batch | Extracted | Samp Size | Analyzed | Dilution |
|---|---|---|---|---|---|---|---|---|---|
| 13C3-PFBS | IS | 99.2 | 50 - 150 |  | B9G0224 | 24-Jul-19 | 0.120 L | 26-Jul-19 12:31 | 1 |
| 13C2-PFHxA | IS | 95.7 | 50 - 150 |  | B9G0224 | 24-Jul-19 | 0.120 L | 26-Jul-19 12:31 | 1 |
| 13C4-PFHpA | IS | 97.9 | 50 - 150 |  | B9G0224 | 24-Jul-19 | 0.120 L | 26-Jul-19 12:31 | 1 |
| 13C3-PFHxS | IS | 101 | 50 - 150 |  | B9G0224 | 24-Jul-19 | 0.120 L | 26-Jul-19 12:31 | 1 |
| 13C2-PFOA | IS | 92.2 | 50 - 150 |  | B9G0224 | 24-Jul-19 | 0.120 L | 26-Jul-19 12:31 | 1 |
| 13C5-PFNA | IS | 84.3 | 50 - 150 |  | B9G0224 | 24-Jul-19 | 0.120 L | 26-Jul-19 12:31 | 1 |
| 13C8-PFOS | IS | 101 | 50 - 150 |  | B9G0224 | 24-Jul-19 | 0.120 L | 26-Jul-19 12:31 | 1 |
| 13C2-PFDA | IS | 74.4 | 50 - 150 |  | B9G0224 | 24-Jul-19 | 0.120 L | 26-Jul-19 12:31 | 1 |
| d3-MeFOSAA | IS | 65.5 | 50 - 150 |  | B9G0224 | 24-Jul-19 | 0.120 L | 26-Jul-19 12:31 | 1 |
| d5-EtFOSAA | IS | 65.4 | 50 - 150 |  | B9G0224 | 24-Jul-19 | 0.120 L | 26-Jul-19 12:31 | 1 |
| 13C2-PFUnA | IS | 72.7 | 50 - 150 |  | B9G0224 | 24-Jul-19 | 0.120 L | 26-Jul-19 12:31 | 1 |
| 13C2-PFDoA | IS | 60.1 | 50 - 150 |  | B9G0224 | 24-Jul-19 | 0.120 L | 26-Jul-19 12:31 | 1 |
| 13C2-PFTeDA | IS | 73.9 | 50 - 150 |  | B9G0224 | 24-Jul-19 | 0.120 L | 26-Jul-19 12:31 | 1 |

DL - Detection Limit

LOD - Limit of Detection
LOQ - Limit of quantitation

Results reported to the DL.

When reported, PFHxS, PFOA, PFOS, MeFOSAA and EtFOSAA include both linear and branched isomers. Only the linear isomer is reported for all other analytes.

# DATA QUALIFIERS & ABBREVIATIONS

| | |
|---|---|
| B | This compound was also detected in the method blank |
| Conc. | Concentration |
| D | Dilution |
| DL | Detection limit |
| E | The associated compound concentration exceeded the calibration range of the instrument |
| H | Recovery and/or RPD was outside laboratory acceptance limits |
| I | Chemical Interference |
| J | The amount detected is below the Reporting Limit/LOQ |
| LOD | Limits of Detection |
| LOQ | Limits of Quantitation |
| M | Estimated Maximum Possible Concentration (CA Region 2 projects only) |
| NA | Not applicable |
| ND | Not Detected |
| P | The reported concentration may include contribution from chlorinated diphenyl ether(s). |
| Q | The ion transition ratio is outside of the acceptance criteria. |
| TEQ | Toxic Equivalency |
| U | Not Detected (specific projects only) |
| * | See Cover Letter |

Unless otherwise noted, solid sample results are reported in dry weight. Tissue samples are reported in wet weight.

**Vista Analytical Laboratory Certifications**

| Accrediting Authority | Certificate Number |
|---|---|
| Alaska Department of Environmental Conservation | 17-013 |
| Arkansas Department of Environmental Quality | 19-013-0 |
| California Department of Health – ELAP | 2892 |
| DoD ELAP - A2LA Accredited - ISO/IEC 17025:2005 | 3091.01 |
| Florida Department of Health | E87777-23 |
| Hawaii Department of Health | N/A |
| Louisiana Department of Environmental Quality | 01977 |
| Maine Department of Health | 2018017 |
| Massachusetts Department of Environmental Protection | N/A |
| Michigan Department of Environmental Quality | 9932 |
| Minnesota Department of Health | 1521520 |
| New Hampshire Environmental Accreditation Program | 207718-B |
| New Jersey Department of Environmental Protection | 190001 |
| New York Department of Health | 11411 |
| Oregon Laboratory Accreditation Program | 4042-010 |
| Pennsylvania Department of Environmental Protection | 016 |
| Texas Commission on Environmental Quality | T104704189-19-10 |
| Vermont Department of Health | VT-4042 |
| Virginia Department of General Services | 10272 |
| Washington Department of Ecology | C584-19 |
| Wisconsin Department of Natural Resources | 998036160 |

*Current certificates and lists of licensed parameters are located in the Quality Assurance office and are available upon request.*

## NELAP Accredited Test Methods

| MATRIX: Air | |
|---|---|
| **Description of Test** | **Method** |
| Determination of Polychlorinated p-Dioxins & Polychlorinated Dibenzofurans | EPA 23 |
| Determination of Polychlorinated p-Dioxins & Polychlorinated Dibenzofurans | EPA TO-9A |

| MATRIX: Biological Tissue | |
|---|---|
| **Description of Test** | **Method** |
| Tetra- through Octa-Chlorinated Dioxins and Furans by Isotope Dilution GC/HRMS | EPA 1613B |
| Brominated Diphenyl Ethers by HRGC/HRMS | EPA 1614A |
| Chlorinated Biphenyl Congeners in Water, Soil, Sediment, and Tissue by GC/HRMS | EPA 1668A/C |
| Pesticides in Water, Soil, Sediment, Biosolids, and Tissue by HRGC/HRMS | EPA 1699 |
| Perfluorinated Alkyl Acids in Drinking Water by SPE and LC/MS/MS | EPA 537 |
| Polychlorinated Dibenzo-p-Dioxins and Polychlorinated Dibenzofurans by GC/HRMS | EPA 8280A/B |
| Polychlorinated Dibenzodioxins (PCDDs) and Polychlorinated Dibenzofurans (PCDFs) by GC/HRMS | EPA 8290/8290A |

| MATRIX: Drinking Water | |
|---|---|
| **Description of Test** | **Method** |
| 2,3,7,8-Tetrachlorodibenzo- p-dioxin (2,3,7,8-TCDD) GC/HRMS | EPA 1613/1613B |
| 1,4-Dioxane (1,4-Diethyleneoxide) analysis by GC/HRMS | EPA 522 |
| Perfluorinated Alkyl Acids in Drinking Water by SPE and LC/MS/MS | EPA 537 |
| Perfluorinated Alkyl Acids in Drinking Water by SPE and LC/MS/MS | ISO 25101 2009 |

| MATRIX: Non-Potable Water | |
|---|---|
| **Description of Test** | **Method** |
| Tetra- through Octa-Chlorinated Dioxins and Furans by Isotope Dilution GC/HRMS | EPA 1613B |
| Brominated Diphenyl Ethers by HRGC/HRMS | EPA 1614A |
| Chlorinated Biphenyl Congeners in Water, Soil, Sediment, and Tissue by GC/HRMS | EPA 1668A/C |
| Pesticides in Water, Soil, Sediment, Biosolids, and Tissue by HRGC/HRMS | EPA 1699 |
| Perfluorinated Alkyl Acids in Drinking Water by SPE and LC/MS/MS | EPA 537 |
| Dioxin by GC/HRMS | EPA 613 |
| Polychlorinated Dibenzo-p-Dioxins and Polychlorinated Dibenzofurans by GC/HRMS | EPA 8280A/B |
| Polychlorinated Dibenzodioxins (PCDDs) and Polychlorinated Dibenzofurans (PCDFs) by GC/HRMS | EPA 8290/8290A |

| MATRIX: Solids | |
|---|---|
| **Description of Test** | **Method** |
| Tetra-Octa Chlorinated Dioxins and Furans by Isotope Dilution GC/HRMS | EPA 1613 |
| Tetra- through Octa-Chlorinated Dioxins and Furans by Isotope Dilution GC/HRMS | EPA 1613B |
| Brominated Diphenyl Ethers by HRGC/HRMS | EPA 1614A |
| Chlorinated Biphenyl Congeners in Water, Soil, Sediment, and Tissue by GC/HRMS | EPA 1668A/C |
| Pesticides in Water, Soil, Sediment, Biosolids, and Tissue by HRGC/HRMS | EPA 1699 |
| Perfluorinated Alkyl Acids in Drinking Water by SPE and LC/MS/MS | EPA 537 |
| Polychlorinated Dibenzo-p-Dioxins and Polychlorinated Dibenzofurans by GC/HRMS | EPA 8280A/B |
| Polychlorinated Dibenzodioxins (PCDDs) and Polychlorinated Dibenzofurans (PCDFs) by GC/HRMS | EPA 8290/8290A |

Vista Analytical Laboratory

# CHAIN OF CUSTODY

**For Laboratory Use Only**
Work Order #: 1902189 Temp: 0.8 °C
Storage ID: R-13, WR-2 Storage Secured: Yes ☑ No ☐

Project ID: 4663.3803 PO#: 1164824 Sampler: M Mckinstry / D Hare (name)

TAT (check one): Standard: ☐ 21 days Rush (surcharge may apply) ☐ 14 days ☐ 7 days Specify: 10 BD

| Invoice to: Name | Company | Address | City | State | Ph# | Fax# |
|---|---|---|---|---|---|---|
| Accts Payable | Tetra Tech EC, Inc. | 1230 Columbia St. Suite 750 | San Diego | CA | 619-234-8696 | |

| Relinquished by (printed name and signature) | Date | Time | Received by (printed name and signature) | Date | Time |
|---|---|---|---|---|---|
| Jeremy McKinstry | 7/19/19 | 1630 | FEDEX | 7/18/19 | 1630 |
| Relinquished by (printed name and signature) | Date | Time | Received by (printed name and signature) | Date | Time |
| FedEx | | | Marissa Sparks MSparks | 07/19/19 | 0923 |

SHIP TO: Vista Analytical Laboratory
1104 Windfield Way
El Dorado Hills, CA 95762
(916) 673-1520 * Fax (916) 673-0106

ATTN: SAMPLE RECEIVING

Method of Shipment: FED EX

Tracking No.:

Add Analysis(es) Requested

| Sample ID | Date | Time | Location/Sample Description | Container(s) Quantity | Type | Matrix | Mod. EPA Method 537: PFOA/PFOS | UCMR3 PFAS List 6 | 537 List 14 | Full List of 26 | Other: Please List Below | EPA Method 537(DW only): PFOA/PFOS | UCMR3 PFAS List 6 | PFAS List 14 | Comments |
|---|---|---|---|---|---|---|---|---|---|---|---|---|---|---|---|
| SAOA-B03-SO-5-5.5 | 7/11/19 | 1600 | YUMA, AZ | 1 | P | SO | | | X | | | | | | |
| SAOA-B03-SO-20-20.5 | 7/15/19 | 1630 | Yuma AZ | 1 | P | SO | | | X | | | | | | |
| SAOA-B03-SO-55-55.5 | 7/11/19 | 1750 | Yuma, AZ | 1 | P | SO | | | X | | | | | | |
| SAOA-B03-GW | 7/11/19 | 1820 | Yuma, AZ | 2 | P | AQ | | | X | | | | | | |
| NAOA-B03-GW | 7/15/19 | 1555 | Yuma, AZ | 2 | P | AQ | | | X | | | | | | |
| EB-07152019-GW | 7/15/19 | 1710 | Yuma, AZ | 2 | P | AQ | | | X | | | | | | |
| ERB-07152019 | 7/15/19 | 1715 | Yuma, AZ | 2 | P | AQ | | | X | | | | | | |
| NON-B03-SO-1-1.5 | 7/16/19 | 0750 | Yuma, AZ | 3 | P | SO | | | X | | | | | | RUN MS/MSD |
| NON-B03-SO-15-15.5 | 7/16/19 | 0820 | Yuma, AZ | 1 | P | SO | | | X | | | | | | |
| NON-B03-GW | 7/16/19 | 1030 | Yuma, AZ | 2 | P | AQ | | | X | | | | | | |

Special Instructions/Comments:

**SEND DOCUMENTATION AND RESULTS TO:**

Name: Lisa Bienkowski
Company: Tetra Tech EC, Inc.
Address: 17885 Von Karman Avenue, Suite 500
City: Irvine State: CA Zip: 92614
Phone: 949-809-5028 Fax:
Email: lisa.bienkowski@tetratech.com

**Container Types:** P= HDPE, PJ= HDPE Jar
O = Other:

**Bottle Preservation Type:** T = Thiosulfate,
TZ = Trizma:

**Matrix Types:** AQ = Aqueous, DW = Drinking Water, EF = Effluent, PP = Pulp/Paper, SD = Sediment, SL = Sludge, SO = Soil, WW = Wastewater, B = Blood/Serum, O = Other:

Vista Analytical Laboratory

# CHAIN OF CUSTODY

**For Laboratory Use Only**
Work Order #: 1902189 Temp: 0.8 °C
Storage ID: R-13, WR-2 Storage Secured: Yes ☑ No ☐

Project ID: 4863.3803 PO#: 1164824 Sampler: McKinstry (name)

TAT (check one): Standard: ☐ 21 days Rush (surcharge may apply): ☐ 14 days ☐ 7 days Specify: 10 BD

| Invoice to: Name | Company | Address | City | State | Ph# | Fax# |
|---|---|---|---|---|---|---|
| Accts Payable | Tetra Tech EC, Inc. | 1230 Columbia St. Suite 750 | San Diego | CA | 619-234-8696 | |

| Relinquished by (printed name and signature) | Date | Time | Received by (printed name and signature) | Date | Time |
|---|---|---|---|---|---|
| Jeremy McKinstry | 7/18/19 | 1630 | FEDEX | 7/18/19 | 1630 |
| Relinquished by (printed name and signature) | Date | Time | Received by (printed name and signature) | Date | Time |
| Fedex | | | Marissa Sparks | 07/19/19 | 0923 |

SHIP TO: Vista Analytical Laboratory
1104 Windfield Way
El Dorado Hills, CA 95762
(916) 673-1520 * Fax (916) 673-0106

ATTN: SAMPLE RECEIVING

Method of Shipment: FED EX

Tracking No.:

Add Analysis(es) Requested

| Sample ID | Date | Time | Location/Sample Description | Container(s) Quantity | Type | Matrix | Mod. EPA Method 537: PFOA/PFOS | UCMR3 PFAS List 6 | 537 List 14 | Full List of 26 | Other: Please List Below | EPA Method 537(DW only): PFOA/PFOS | UCMR3 PFAS List 6 | PFAS List 14 | Comments |
|---|---|---|---|---|---|---|---|---|---|---|---|---|---|---|---|
| EB-07162019-GW | 7/16/19 | 1040 | YUMA, AZ | 2 | P | AQ | | | X | | | | | | |
| NAOA-B06-GW | 7/16/19 | 1600 | Yuma, AZ | 2 | P | AQ | | | X | | | | | | |
| FRB-07162019 | 7/16/19 | 1730 | Yuma, AZ | 2 | P | AQ | | | X | | | | | | |
| EB-07162019 | 7/16/19 | 1900 | Yuma, AZ | 2 | P | AQ | | | X | | | | | | |
| NAOA-B04-SO-69-69.5 | 7/17/19 | 0945 | Yuma, AZ | 1 | P | SO | | | X | | | | | | |
| SAOA-B02-SO-5-5.5 | 7/17/19 | 1425 | Yuma, AZ | 1 | P | SO | | | X | | | | | | |
| SAOA-B02-SO-20-20.5 | 7/17/19 | 1445 | Yuma, AZ | 1 | P | SO | | | X | | | | | | |
| SAOA-B02-SO-56-56.5 | 7/17/19 | 1545 | Yuma, AZ | 1 | P | SO | | | X | | | | | | |
| FRB-07172019 | 7/17/19 | 1600 | Yuma, AZ | 2 | P | AQ | | | X | | | | | | |
| EB-07172019 | 7/17/19 | 1820 | Yuma, AZ | 2 | P | AQ | | | X | | | | | | |

Special Instructions/Comments:

**SEND DOCUMENTATION AND RESULTS TO:**

Name: Lisa Bienkowski
Company: Tetra Tech EC, Inc.
Address: 17885 Von Karman Avenue, Suite 500
City: Irvine State: CA Zip: 92614
Phone: 949-809-5028 Fax:
Email: lisa.bienkowski@tetratech.com

**Container Types:** P= HDPE, PJ= HDPE Jar
O = Other:

**Bottle Preservation Type:** T = Thiosulfate,
TZ = Trizma:

**Matrix Types:** AQ = Aqueous, DW = Drinking Water, EF = Effluent, PP = Pulp/Paper, SD = Sediment, SL = Sludge, SO = Soil, WW = Wastewater, B = Blood/Serum, O = Other:

Vista Analytical Laboratory

# Sample Log-In Checklist

Page # 1 of 1

Vista Work Order #: 1902189 TAT Std

| | | | |
|---|---|---|---|
| **Samples Arrival:** | **Date/Time** 07/19/19 0923 | **Initials:** MWS | **Location:** WR-2 **Shelf/Rack:** N/a |
| **Logged In:** | **Date/Time** 07/19/19 1022 | **Initials:** MWS | **Location:** R-13, WR-2 **Shelf/Rack:** d-1, d-2, |

| | | | | | | |
|---|---|---|---|---|---|---|
| **Delivered By:** | (FedEx) | UPS | On Trac | GSO | DHL | Hand Delivered | Other |
| **Preservation:** | (Ice) | Blue Ice | Dry Ice | None | | |
| **Temp °C:** 0.8 (uncorrected) | **Probe used:** Y / (N) | **Thermometer ID:** IR-3 | | | | |
| **Temp °C:** 0.8 (corrected) | | | | | | |

| | YES | NO | NA |
|---|---|---|---|
| Adequate Sample Volume Received? | ✓ | | |
| Holding Time Acceptable? | ✓ | | |
| Shipping Container(s) Intact? | ✓ | | |
| Shipping Custody Seals Intact? | ✓ | | |
| Shipping Documentation Present? | ✓ | | |
| Airbill 1 of 2 Trk # 7885 5262 2948 | ✓ | | |
| Sample Container Intact? | ✓ | | |
| Sample Custody Seals Intact? | | | ✓ |
| Chain of Custody / Sample Documentation Present? | ✓ | | |
| COC Anomaly/Sample Acceptance Form completed? | | ✓ | ✓ |

| | | | | | | |
|---|---|---|---|---|---|---|
| If Chlorinated or Drinking Water Samples, Acceptable Preservation? | | | | | | ✓ |
| Preservation Documented: | $Na_2S_2O_3$ Trizma None Other | | | | Yes | No | (NA) |
| Shipping Container | (Vista) | Client | (Retain) | Return | Dispose | |

*Comments:*


ORIGIN ID:YUMA (619) 200-6897
TETRA TECH
JEREMY MCKINSTRY
1230 COLUMBIA ST STE 750
106-4663.3803.1400.0100
SAN DIEGO, CA 92101
UNITED STATES US
SHIP DATE: 18JUL19
ACTWGT: 43.40 LB
CAD: 006995179/SSFE2002
DIMS: 24x13x14 IN
BILL THIRD PARTY
TO ATTN SAMPLE RECVING
VISTA ANALYTICAL LAB
1104 WINDFIELD WAY
EL DORADO HILLS CA 95762
(916) 673-1520
INV:
PO:
REF:
DEPT:
FedEx
Express
1 of 2
TRK# 0201 7885 5262 2948
## MASTER ##
FRI - 19 JUL 10:30A
PRIORITY OVERNIGHT
WD MHRA
95762
CA-US SMF

**EXTRACTION INFORMATION**

Process Sheet

**Workorder: 1902189**

Prep Expiration: 2019-09-09
Client: Tetra Tech EC, Inc.

**Workorder Due: 09-Aug-19 00:00**
TAT: 21

Method: **VAL - PFAS DoD (LOQ as RL)**
Matrix: **Solid**

Prep Batch: B9G0264

Also run: **Percent Solids**
Version: 537 (14 Analyte) - DoD Limits
**DoD: DoD QSM 5.1**

Prep Data Entered: AE 08/02/19
Date and Initials

Initial Sequence: S9H0009

| LabSampID | A/B | Prep Rec | Spike Rec | ClientSampleID | Comments | Location | Container |
|---|---|---|---|---|---|---|---|
| 1902189-01 | A | ☑ | ☑ | SAOA-B03-SO-5-5.5 | | WR-2 A-2 | HDPE Jar, 6 oz |
| 1902189-02 | A | ☑ | ☑ | SAOA-B03-SO-20-20.5 | | WR-2 A-2 | HDPE Jar, 6 oz |
| 1902189-03 | A | ☑ | ☑ | SAOA-B03-SO-56-56.5 | | WR-2 A-2 | HDPE Jar, 6 oz |
| 1902189-08 | A, B, C | ☑ | ☑ | NON-B03-SO-1-1.5 | MS/MSD | WR-2 A-2 | HDPE Jar, 6 oz |
| 1902189-09 | A | ☑ | ☑ | NON-B03-SO-15-15.5 | | WR-2 A-2 | HDPE Jar, 6 oz |
| 1902189-15 | A | ☑ | ☑ | NAOA-B04-SO-69-69.5 | | WR-2 A-2 | HDPE Jar, 6 oz |
| 1902189-16 | A | ☑ | ☑ | SAOA-B02-SO-5-5.5 | | WR-2 A-2 | HDPE Jar, 6 oz |
| 1902189-17 | A | ☑ | ☑ | SAOA-B02-SO-20-20.5 | | WR-2 A-2 | HDPE Jar, 6 oz |
| 1902189-18 | A | ☑ | ☑ | SAOA-B02-SO-56-56.5 | | WR-2 A-2 | HDPE Jar, 6 oz |

WO Comments: **Internal COC**

Pre-Prep Check Out: OPV 07/22/19
Pre-Prep Check In: OPV 07/22/19

Prep Check Out: HR 08/01/19
Prep Check In: N/A

Prep Reconciled Initals/Date: OPV 07/22/19
Spike Reconciled Initals/Date: HR 08/01/19
VialBoxID: Jiggy

Matrix: Solid
Method: VAL - PFAS DoD (LOQ as RL)

# PREPARATION BENCH SHEET

B9G0264

Chemist: HR

Prepared using: ☑ Sonication ☑ Shaker ☑ SPE Extraction ☑ Centrifuge ID: CH

Prep Date: 08/01/19

Initial/Date: HR 08/01/19

BalanceID: HRMS-9

Prep Time: 12:42

| Cen | VISTA Sample ID | Sample Amt. (g) | IS/NS CHEM/WIT DATE | Pre-Ext | Extraction | SPE | ENVI-Carb | RS CHEM/WIT DATE |
|---|---|---|---|---|---|---|---|---|
| ☐ | B9G0264-BLK1 | (1.00) | HR/LW 08/01/19 | HR 08/01/19 | HR 08/02/19 | HR 08/02/19 | HR 08/02/19 | HR AE 08/02/19 |
| ☐ | B9G0264-BS1 | (1.00) | | | | | | |
| ☐ | B9G0264-MS1 1902189-08 | 1.01 | | | | | | |
| ☐ | B9G0264-MSD1 1902189-08 | 1.02 | | | | | | |
| ☐ | 1902189-01 | 1.08 | | | | | | |
| ☐ | 1902189-02 | 1.21 | | | | | | |
| ☐ | 1902189-03 | 1.18 | | | | | | |
| ☐ | 1902189-08 | 1.03 | | | | | | |
| ☐ | 1902189-09 | 1.07 | | | | | | |
| ☐ | 1902189-15 | 1.17 | | | | | | |
| ☐ | 1902189-16 | 1.18 | | | | | | |
| ☐ | 1902189-17 | 1.13 | | | | | | |
| ☐ | 1902189-18 | 1.28 | | | | | | |

IS: 19G1701, 10mL, (Vg)

IS SUP: N/A

NS: 19G1704, 10mL, (V3)

NS SUP: N/A

RS: 19G1702, 10mL (Vg)

SPE Chem: Strata-X-AW 33um, 200mg/6mL

SPE Lot#: 518-0006618

Extraction Solvent: 1:1 MeOH/ACN

ENVI-Carb Lot#: A01431

Ele SOLV: MeOH/0.5%NH4OH in MeOH

Final Volume(s) 1 mL

Notes:

Comments: Assume 1 g = 1 mL

1 = Sample deeply colored
2 = Cartridge sorbent discolored after SPE
3 = Sample clogged cartridge, additional cartridge(s) used
4 = Sample recombined at final volume
5 = Sample took longer to SPE, required stronger vacuum
6 = Required Nitrogen line to finish SPE
7 = Required Nitrogen line to finish elution

# Batch: B9G0264

# Matrix: Solid

| LabNumber | WetWeight (Initial) | % Solids (Extraction Solids) | DryWeight | Final | Extracted | Ext By | Spike | SpikeAmount | ClientMatrix | Analysis |
|---|---|---|---|---|---|---|---|---|---|---|
| 1902189-01 | 1.08 | 94.34276 | 1.0189 | 1000 | 01-Aug-19 12:42 | HNR | | | Soil | VAL - PFAS DoD (LOQ as |
| 1902189-02 | 1.21 | 83.82353 | 1.0143 | 1000 | 01-Aug-19 12:42 | HNR | | | Soil | VAL - PFAS DoD (LOQ as |
| 1902189-03 | 1.18 | 84.80801 | 1.0007 | 1000 | 01-Aug-19 12:42 | HNR | | | Soil | VAL - PFAS DoD (LOQ as |
| 1902189-08 | 1.03 | 99.21136 | 1.0219 | 1000 | 01-Aug-19 12:42 | HNR | | | Soil | VAL - PFAS DoD (LOQ as |
| 1902189-09 | 1.07 | 96.22642 | 1.0296 | 1000 | 01-Aug-19 12:42 | HNR | | | Soil | VAL - PFAS DoD (LOQ as |
| 1902189-15 | 1.17 | 86.00682 | 1.0063 | 1000 | 01-Aug-19 12:42 | HNR | | | Soil | VAL - PFAS DoD (LOQ as |
| 1902189-16 | 1.18 | 84.88023 | 1.0016 | 1000 | 01-Aug-19 12:42 | HNR | | | Soil | VAL - PFAS DoD (LOQ as |
| 1902189-17 | 1.13 | 88.67403 | 1.0020 | 1000 | 01-Aug-19 12:42 | HNR | | | Soil | VAL - PFAS DoD (LOQ as |
| 1902189-18 | 1.28 | 78.22165 | 1.0012 | 1000 | 01-Aug-19 12:42 | HNR | | | Soil | VAL - PFAS DoD (LOQ as |
| B9G0264-BLK1 | 1 | | | 1000 | 01-Aug-19 12:42 | HNR | | | | QC |
| B9G0264-BS1 | 1 | | | 1000 | 01-Aug-19 12:42 | HNR | 19G1704 | 10 | | QC |
| B9G0264-MS1 | 1.01 | 99.21136 | 1.0020 * | 1000 | 01-Aug-19 12:42 | HNR | 19G1704 | 10 | | QC |
| B9G0264-MSD1 | 1.02 | 99.21136 | 1.0120 * | 1000 | 01-Aug-19 12:42 | HNR | 19G1704 | 10 | | QC |

*CGH 8/7/19

All bolded data on report verified against written benchsheet by (initial/date) AE 08/02/19

# Percent Moisture/ Percent Solids

D2216-90 BATCH ID B9G0218

**Analyst:** OPV ✓ **Test Code:** %Moist/%Solids

**Analyte:** **Units:** %

Dried at 110°C+/-5°C

**Oven ID:** 01 ✓ 02

Data Entry Verified by: (Initial and Date) HR 07/23/19

Inst HRMS-9 ✓

Date/Time IN: 7/22/19 14:23 ✓ Date/Time OUT 7/23/19 11:45 ✓

| | B | C | D | E | F | G | H | I | K | L | M | N | O | P |
|---|---|---|---|---|---|---|---|---|---|---|---|---|---|---|
| | | | | Intial and Date: | OPV 07/22/19 | HP 07/23/19 | | | OPV 07/22/19 | | | | | OPV 07/22/19 |
| Particle Size | SampID | | SampType | Pan Tare Wt. (gms) | Wet Pan and Sample Weight (g) | Dry Pan and Sample Weight (g) | Dry Sample Weight (g) | %Solids RawVal | Visual Inspection | Cl- | pH Before | pH After | Acid Added | Sample Homogenized* |
| | 1902189-01 | | Sample | 1.2900 ✓ | 7.3000 ✓ | 6.9600 ✓ | 5.6700 | 94.34 | Sand | N/A | N/A | N/A | N/A | X |
| | 1902189-02 | | Sample | 1.2900 ✓ | 7.4100 ✓ | 6.4200 ✓ | 5.1300 | 83.82 | Clay/Sand | N/A | N/A | N/A | N/A | X |
| | 1902189-03 | | Sample | 1.2800 ✓ | 7.2700 ✓ | 6.3600 ✓ | 5.0800 | 84.81 | Sand | N/A | N/A | N/A | N/A | X |
| | 1902189-08 | | Sample | 1.2800 ✓ | 7.6200 ✓ | 7.5700 ✓ | 6.2900 | 99.21 | Sand | N/A | N/A | N/A | N/A | X |
| | B9G0218-DUP1 | 1902189-08 | Duplicate | 1.3000 ✓ | 6.6600 ✓ | 6.6000 ✓ | 5.3000 | 98.88 | Sand | N/A | N/A | N/A | N/A | X |
| | B9G0218-DUP2 | 1902189-08 | Duplicate | 1.3000 ✓ | 6.0500 ✓ | 6.0000 ✓ | 4.7000 | 98.95 | Sand | N/A | N/A | N/A | N/A | X |
| | 1902189-09 | | Sample | 1.2900 ✓ | 7.1200 ✓ | 6.9000 ✓ | 5.6100 | 96.23 | Sand | N/A | N/A | N/A | N/A | X |
| | 1902189-15 | | Sample | 1.2900 ✓ | 7.1500 ✓ | 6.3300 ✓ | 5.0400 | 86.01 | Clay/Sand | N/A | N/A | N/A | N/A | X |
| | 1902189-16 | | Sample | 1.2800 ✓ | 7.9600 ✓ | 6.9500 ✓ | 5.6700 | 84.88 | Clay | N/A | N/A | N/A | N/A | X |
| | 1902189-17 | | Sample | 1.2800 ✓ | 8.5200 ✓ | 7.7000 ✓ | 6.4200 | 88.67 | Clay | N/A | N/A | N/A | N/A | X |
| | 1902189-18 | | Sample | 1.2800 ✓ | 9.0400 ✓ | 7.3500 ✓ | 6.0700 | 78.22 | Clay | N/A | N/A | N/A | N/A | X |

*Sample homogenized in sample container unless otherwise noted.

# Percent Moisture/ Percent Solids

D2216-90 BATCH ID B9G0218

| | | |
|---|---|---|
| **Analyst:** OPV | **Test Code:** %Moist/%Solids | Data Entry Verified by: (Initial and Date) N/A |
| **Analyte:** | **Units:** % | |
| Dried at 110°C+/-5°C **Oven ID:** 01 02 | | |

Inst Hems-9

Date/Time IN: 07/22/19 14:23 Date/Time OUT: 07/23/19 11:45

| | B | C | D | E | F | G | H | I | K | L | M | N | O | P |
|---|---|---|---|---|---|---|---|---|---|---|---|---|---|---|
| | | | | Intial and Date: | OPV 07/22/19 | HP 07/23/19 | | | OPV 07/22/19 | | | | | OPV 07/22/19 |
| Particle Size | SampID | | SampType | Pan Tare Wt. (gms) | Wet Pan and Sample Weight (g) | Dry Pan and Sample Weight (g) | Dry Sample Weight (g) | %Solids RawVal | Visual Inspection | Cl- | pH Before | pH After | Acid Added | Sample Homogenized* |
| | 1902189-01 | A | Sample | 1.29 | 7.30 | 6.96 | | | Sand | | | | | ✓ |
| | 1902189-02 | | Sample | 1.29 | 7.41 | 6.98 | | | clay/sand | | | | | ✓ |
| | 1902189-03 | | Sample | 1.28 | 7.27 | 6.36 | | | Sand | | | | | ✓ |
| | 1902189-08 | | Sample | 1.28 | 7.62 | 7.57 | | | Sand | | | | | ✓ |
| | B9G0218-MS1 | 1902189-08 B | Duplicate | 1.30 | 6.66 | 6.60 | | | Sand | | | | | ✓ |
| | B9G0218-MSD1 | 1902189-08 C | Duplicate | 1.30 | 6.65 | 6.00 | | | Sand | | | | | ✓ |
| | 1902189-09 | A | Sample | 1.29 | 7.12 | 6.90 | | | Sand | | | | | ✓ |
| | 1902189-15 | | Sample | 1.29 | 7.15 | 6.33 | | | clay/sand | | | | | ✓ |
| | 1902189-16 | | Sample | 1.28 | 7.96 | 6.95 | | | clay | | | | | ✓ |
| | 1902189-17 | | Sample | 1.28 | 8.52 | 7.70 | | | clay | | | | | ✓ |
| | 1902189-18 | | Sample | 1.28 | 9.04 | 7.35 | | | clay | | | | | ✓ |

*Sample homogenized in sample container unless otherwise noted.

**Matrix: Solid**

**Method: Percent Solids**

# Vista Internal Chain-of-Custody

B9G0218

Vista Analytical Laboratory

| | Location | | L2 | R13 | L2 | R12 | L2 | R12 | L2 | L4 | |
|---|---|---|---|---|---|---|---|---|---|---|---|
| | Reason | | R1 | R9 | pre-extraction | R9 | R4 | R2 | R6 | R8 | |
| | Initials | | OPV | OPV | HR | HR | HR | HR | LW | CCH | |
| | Date/Time | | 07/22/19 13:53 | 07/22/19 14:24 | 08/01/19 11:41 | 08/01/19 13:28 | 08/02/19 06:04 | 08/02/19 12:29 | 08/05/19 06:12 | 08/05/19 13:48 | |
| Initial Storage | LabNumber | Cont | | | | | | | | | |
| WR-2 A-2 | 1902189-01 | A | O | O | O | E | E | E | E | E | |
| WR-2 A-2 | 1902189-02 | | | | | | | | | | |
| WR-2 A-2 | 1902189-03 | | | | | | | | | | |
| WR-2 A-2 | 1902189-08 | | | | | | | | | | |
| WR-2 A-2 | 1902189-09 | | | | | | | | | | |
| WR-2 A-2 | 1902189-15 | | | | | | | | | | |
| WR-2 A-2 | 1902189-16 | | | | | | | | | | |
| WR-2 A-2 | 1902189-17 | | | | | | | | | | |
| WR-2 A-2 | 1902189-18 | | | | | | | | | | |

Location Key:
L1 = Prep Lab 1
L2 = Prep Lab 2
L3 = HRMS Diox
L4 = Instrument
Other = _____

Reason Key:
R1 = Percent Solids
R2 = Eluate Preservation
R3 = Sub-Sample
R4 = Extraction
R6 = Concentration
R7 = Filtering
R8 = Analysis
R9 = Storage
Other = _____

Type Key:
O = Original Sample
E = Extract of Sample

Process Sheet

**Workorder: 1902189**

Prep Expiration: 2019-07-25
Client: Tetra Tech EC, Inc.

**Workorder Due: 09-Aug-19 00:00**
TAT: 21

Method: **537M PFAS DOD (LOQ as mRL)**
Matrix: **Aqueous**

Prep Batch: B9G0224

Prep Data Entered: FB 07/25/19
Date and Initials

Version: 537 (14 Analyte) - DoD Limits
**DoD: DoD QSM 5.1**

Initial Sequence: S9G0067

| LabSampID | A/B | Prep Rec | Spike Rec | ClientSampleID | Comments | Location | Container |
|---|---|---|---|---|---|---|---|
| 1902189-04 | A | ☑ | ☑ | SAOA-B03-GW | | R-13 A-1 | HDPE Bottle, 125 mL |
| 1902189-05 | \| | ☑ | ☑ | NAOA-B03-GW | | R-13 A-1 | HDPE Bottle, 125 mL |
| 1902189-06 | \| | ☑ | ☑ | EB-07152019-GW | | R-13 A-1 | HDPE Bottle, 125 mL |
| 1902189-07 | \| | ☑ | ☑ | FRB-07152019 | | R-13 A-1 | HDPE Bottle, 125 mL |
| 1902189-10 | \| | ☑ | ☑ | NON-B03-GW | | R-13 A-1 | HDPE Bottle, 125 mL |
| 1902189-11 | \| | ☑ | ☑ | EB-07162019-GW | | R-13 A-1 | HDPE Bottle, 125 mL |
| 1902189-12 | \| | ☑ | ☑ | NAOA-B06-GW | | R-13 A-1 | HDPE Bottle, 125 mL |
| 1902189-13 | \| | ☑ | ☑ | FRB-07162019 | | R-13 A-1 | HDPE Bottle, 125 mL |
| 1902189-14 | \| | ☑ | ☑ | EB-07162019 | | R-13 A-1 | HDPE Bottle, 125 mL |
| 1902189-19 | \| | ☑ | ☑ | FRB-07172019 | | R-13 A-1 | HDPE Bottle, 125 mL |
| 1902189-20 | V | ☑ | ☑ | EB-07172019 | | R-13 A-1 | HDPE Bottle, 125 mL |

WO Comments: **Internal COC**

Pre-Prep Check Out: SAE 07/22/19
Pre-Prep Check In: SAE 07/22/19

Prep Check Out: ONL 07/24/19
Prep Check In: NA

Prep Reconciled Initals/Date: SAE 07/22/19
Spike Reconciled Initals/Date: ONL 07/24/19
VialBoxID: Snake

Matrix: Aqueous

Method: 537M PFAS DOD (LOQ as mRL)

# PREPARATION BENCH SHEET

B9G0224

Chemist: HR

Prep Date: 07/24/19

Prep Time: 06:20

Prepared using: ☐ Sonication Shaker ☑ SPE Extraction ☑ Centrifuge ID: C5

Date/Initals: SH 07/22/19 | BalanceID: HKMS-7

| Cen | VISTA Sample ID | pH Before | pH After | Chlorine (Cl) | Drops HCl Added | Bottle + Sample (g) | Bottle Only (g) | Sample Amt. (L) | IS/NS CHEM/WIT DATE | SPE | ENVI-Carb | RS CHEM/WIT DATE |
|---|---|---|---|---|---|---|---|---|---|---|---|---|
| ☑ | B9G0224-BLK1 | 5 | 3 | 0 | 1 | N/A | N/A | (0.125) | HR ONL 07/24/19 | HR 07/24/19 | HR 07/24/19 | HR ONL 07/24/19 |
| ☑ | B9G0224-BS1 | 5 | 2 | 0 | 1 | ↓ | ↓ | (0.125) | ↓ | ↓ | ↓ | ↓ |
| ☑ | B9G0224-BSD1 | 5 | 3 | 0 | 1 | ↓ | ↓ | (0.125) | ↓ | ↓ | ↓ | ↓ |
| (A) ☑ | ~~1902189-04~~ | ~~8~~ | 2 | 0 | 3 | | | | | ↓ | ↓ | ↓ |
| ☑ | 1902189-05 | 8 | 3 | 0 | 2 | | | | HR 07/24/19 | | | |
| ☐ | 1902189-06 | 5 | 3 | 0 | 1 | 144.13 | 26.63 | 0.11750 | ↓ | HR 07/24/19 | HR 07/24/19 | HR ONL 07/24/19 |
| ☐ | 1902189-07 | 5 | 3 | 0 | 1 | 142.56 | 26.64 | 0.11592 | ↓ | ↓ | ↓ | ↓ |
| (A) ☑ | ~~1902189-10~~ | ~~8~~ | ~~3~~ | ~~0~~ | ~~2~~ | | | | | | | HR 07/24/19 |
| ☐ | 1902189-11 | 5 | 3 | 0 | 1 | 145.48 | 26.76 | 0.11872 | ↓ | HR 07/24/19 | HR 07/24/19 | HR ONL 07/24/19 |
| (A) ☑ | ~~1902189-12~~ | ~~7~~ | ~~3~~ | ~~0~~ | ~~3~~ | | | | | | | HR 07/24/19 |
| ☐ | 1902189-13 | 5 | 3 | 0 | 1 | 143.61 | 26.63 | 0.11698 | ↓ | HR 07/24/19 | HR 07/24/19 | HR ONL 07/24/19 |
| ☐ | 1902189-14 | 5 | 3 | 0 | 1 | 145.28 | 26.60 | 0.11868 | ↓ | ↓ | ↓ | ↓ |
| ☐ | 1902189-19 | 5 | 3 | 0 | 1 | 148.90 | 26.80 | 0.12210 | ↓ | ↓ | ↓ | ↓ |
| ☐ | 1902189-20 | 5 | 3 | 0 | 1 | 146.69 | 26.81 | 0.11988 | ↓ | ↓ | ↓ | ↓ |

IS: 19E2201, 10mL (V2)

IS SUP: N/A

NS: 19E2204, 10mL, (V2)

NS SUP: N/A

RS: 19E2202, 10mL, (V2)

SPE Chem: Strata-X-AW 33um 200mg/6mL

SPE Lot#: S18-006879

ENVI-Carb Lot#: A01431

Ele SOLV: MeOH/0.5%NH4OH in MeOH

Final Volume(s) 1 mL

Notes: (A) samples not weighed before spiking and centrifuging. samples re-extracted. HR 07/24/19

Comments: Assume 1 g = 1 mL

Cen = Centrifuged

1 = Sample centrifuged twice
2 = Sample deeply colored after centrifuge
3 = Cartridge sorbent discolored after SPE
4 = Sample clogged cartridge, additional cartridge(s) used
5 = Sample recombined at final volume
6 = Sample took longer to SPE, required stronger vacuum
7 = Required Nitrogen line to finish SPE
8 = Required Nitrogen line to finish elution
9 = Sample arrived with low volume
10 = Trizma added to QC (5g/L)

**Matrix: Aqueous**

**Method: 537M PFAS DOD (LOQ as mRL)**

# PREPARATION BENCH SHEET

B9G0224

Chemist: HR

Prep Date: 07/24/19

Prep Time: 06:20

Prepared using: ☐ Sonication Shaker ☑ SPE Extraction ☐ Centrifuge ID: _____

Date/Initals: FB 07/23/19 | BalanceID: HRMS-9

| Cen | VISTA Sample ID | pH Before | pH After | Chlorine (Cl) | Drops HCl Added | Bottle + Sample (g) | Bottle Only (g) | Sample Amt. (L) | IS/NS CHEM/WIT DATE | SPE | ENVI-Carb | RS CHEM/WIT DATE |
|---|---|---|---|---|---|---|---|---|---|---|---|---|
| ☐ | ~~B9G0224-BLK1~~ | | | | | | | | | | | |
| ☐ | B9G0224-BS1 | | | | | | HR 07/23/19 | | | | | |
| ☐ | B9G0224-BSD1 | | | | | | | | | | | |
| ☐ | 1902158-01RE1 | 5 | 3 | 0 | 5 | 129.85 | 16.27 | 0.1358 | HR DM 07/24/19 | HR 07/24/19 | HR 07/24/19 | HR DM 07/24/19 |
| ☐ | 1902189-04 | | | | | | | | | | | |
| ☐ | 1902189-05 | | | | | | | | | | | |
| ☐ | 1902189-06 | | | | | | | | | | | |
| ☐ | 1902189-07 | | | | | | | | | | | |
| ☐ | 1902189-10 | | | | | | | | | | | |
| ☐ | 1902189-11 | | | | | | | | | | | |
| ☐ | 1902189-12 | | | | | | | | HR 07/23/19 | | | |
| ☐ | 1902189-13 | | | | | | | | | | | |
| ☐ | 1902189-14 | | | | | | | | | | | |
| ☐ | 1902189-19 | | | | | | | | | | | |
| ☐ | 1902189-20 | | | | | | | | | | | |

IS: 19E2201, 10mL, (V2)

IS SUP: N/A

NS: 19E2204, 10mL, (V2)

NS SUP: N/A

RS: 19E2202, 10mL, (V2)

SPE Chem: Strata-X-AW, 33um, 200mg/6mL

SPE Lot#: 518-000879

ENVI-Carb Lot#: A01431

Ele SOLV: MeOH/0.5%NH4OH in MeOH

Final Volume(s) 1 mL

Notes:

Comments: Assume 1 g = 1 mL

Cen = Centrifuged

1 = Sample centrifuged twice
2 = Sample deeply colored after centrifuge
3 = Cartridge sorbent discolored after SPE
4 = Sample clogged cartridge, additional cartridge(s) used
5 = Sample recombined at final volume
6 = Sample took longer to SPE, required stronger vacuum
7 = Required Nitrogen line to finish SPE
8 = Required Nitrogen line to finish elution
9 = Sample arrived with low volume
10 = Trizma added to QC (5g/L)

**Matrix: Aqueous**

**Method: 537M PFAS DOD (LOQ as mRL)**

# Vista Internal Chain-of-Custody

B9G0224

Vista Analytical Laboratory

| | | | | | | | | | | | |
|---|---|---|---|---|---|---|---|---|---|---|---|
| | Location | | L2 | R13 | L2 | R12 | L1 | L4 | | | |
| | Reason | | PREP | R9 | R4 | R2 | R6 | R8 | | | |
| | Initials | | FB | FB | ONL | HR | HR | CH | | | |
| | Date/Time | | 07/23/19 15:01 | 07/23/19 15:11 | 07/24/19 05:44 | 07/24/19 12:13 | 07/25/19 06:31 | 07/25/19 1604 | | | |
| Initial Storage | LabNumber | Cont | | | | | | | | | |
| R-13 A-1 | 1902158-01R | B | O | O | O | E | E | E | | | |
| R-13 A-1 | 1902189-04 | *N/A | N/A | N/A | | | | | | | |
| R-13 A-1 | 1902189-05 | | | | | | | | | | |
| R-13 A-1 | 1902189-06 | | | | | | | | | | |
| R-13 A-1 | 1902189-07 | | | | | | | | | | |
| R-13 A-1 | 1902189-10 | | | | | | | | | | |
| R-13 A-1 | 1902189-11 | | | | | | | | | | |
| R-13 A-1 | 1902189-12 | | | | | | | | | | |
| R-13 A-1 | 1902189-13 | | | | | | | | | | |
| R-13 A-1 | 1902189-14 | | | | | | | | | | |
| R-13 A-1 | 1902189-19 | | | | | | | | | | |
| R-13 A-1 | 1902189-20 | | | | | | | | | | |

Location Key:
L1 = Prep Lab 1
L2 = Prep Lab 2
L3 = HRMS Diox
L4 = Instrument
Other = _____

Reason Key:
R1 = Percent Solids
R2 = Eluate Preservation
R3 = Sub-Sample
R4 = Extraction
R6 = Concentration
R7 = Filtering
R8 = Analysis
R9 = Storage
Other = _____

Type Key:
O = Original Sample
E = Extract of Sample

*HR 07/24/19

# Batch: B9G0224

# Matrix: Aqueous

| LabNumber | WetWeight (Initial) | % Solids (Extraction Solids) | DryWeight | Final | Extracted | Ext By | Spike | SpikeAmount | ClientMatrix | Analysis |
|---|---|---|---|---|---|---|---|---|---|---|
| 1902158-01RE1 | 0.11358 | N/A | N/A | 1000 | 24-Jul-19 06:20 | HNR | | | Potable Water | 537M PFAS DOD (LOQ as |
| ~~1902189-04~~ | ~~0.125~~ | | | ~~1000~~ | ~~24-Jul-19 06:20~~ | ~~HNR~~ | | | ~~Aqueous~~ | ~~537M PFAS DOD (LOQ as~~ |
| 1902189-05 | 0.125 | | | 1000 | 24-Jul-19 06:20 | HNR | | | FB 07/25/19 Aqueous | 537M PFAS DOD (LOQ as |
| 1902189-06 | 0.1175 | N/A | N/A | 1000 | 24-Jul-19 06:20 | HNR | | | Aqueous | 537M PFAS DOD (LOQ as |
| 1902189-07 | 0.11592 | | | 1000 | 24-Jul-19 06:20 | HNR | | | Aqueous | 537M PFAS DOD (LOQ as |
| ~~1902189-10~~ | ~~0.125~~ | | | ~~1000~~ | ~~24-Jul-19 06:20~~ | ~~HNR~~ | | | FB 07/25/19 ~~Aqueous~~ | ~~537M PFAS DOD (LOQ as~~ |
| 1902189-11 | 0.11872 | N/A | N/A | 1000 | 24-Jul-19 06:20 | HNR | | | Aqueous | 537M PFAS DOD (LOQ as |
| ~~1902189-12~~ | ~~0.125~~ | | | ~~1000~~ | ~~24-Jul-19 06:20~~ | ~~HNR~~ | | | FB 07/25/19 ~~Aqueous~~ | ~~537M PFAS DOD (LOQ as~~ |
| 1902189-13 | 0.11698 | N/A | N/A | 1000 | 24-Jul-19 06:20 | HNR | | | Aqueous | 537M PFAS DOD (LOQ as |
| 1902189-14 | 0.11868 | | | 1000 | 24-Jul-19 06:20 | HNR | | | Aqueous | 537M PFAS DOD (LOQ as |
| 1902189-19 | 0.1221 | | | 1000 | 24-Jul-19 06:20 | HNR | | | Aqueous | 537M PFAS DOD (LOQ as |
| 1902189-20 | 0.11988 | | | 1000 | 24-Jul-19 06:20 | HNR | | | Aqueous | 537M PFAS DOD (LOQ as |
| B9G0224-BLK1 | 0.125 | | | 1000 | 24-Jul-19 06:20 | HNR | | | | QC |
| B9G0224-BS1 | 0.125 | | | 1000 | 24-Jul-19 06:20 | HNR | 19E2204 | 10 | | QC |
| B9G0224-BSD1 | 0.125 | | | 1000 | 24-Jul-19 06:20 | HNR | 19E2204 | 10 | | QC |

All bolded data on report verified against written benchsheet by (initial/date) FB 07/25/19

Printed: 7/25/2019 9:25:12AM
Page 1 of 1

**Matrix: Aqueous**

**Method: 537M PFAS DOD (LOQ as mRL)**

# Vista Internal Chain-of-Custody

B9G0224

Vista Analytical Laboratory

| | | | | | | | | | | | |
|---|---|---|---|---|---|---|---|---|---|---|---|
| | Location | | L2 | R-13 | L2 | | | | | | |
| | Reason | | Prep | R-9 | R4 | | | | | | |
| | Initials | | SAE | SAE | ONL | | | | | | |
| | Date/Time | | 07/22/19 12:13 | 07/22/19 12:31 | 07/24/19 05:44 | | | | | | |
| Initial Storage | LabNumber | Cont | | | | | | | | | |
| R-13 A-1 | 1902189-04 | A | ① | ① | ① | | | | | | |
| R-13 A-1 | 1902189-05 | T | T | T | T | | | | | | |
| R-13 A-1 | 1902189-06 | | | | | | | | | | |
| R-13 A-1 | 1902189-07 | | | | | | | | | | |
| R-13 A-1 | 1902189-10 | | | | | | | | | | |
| R-13 A-1 | 1902189-11 | | | | | | | | | | |
| R-13 A-1 | 1902189-12 | | | | | | | | | | |
| R-13 A-1 | 1902189-13 | | | | | | | | | | |
| R-13 A-1 | 1902189-14 | | | | | | | | | | |
| R-13 A-1 | 1902189-19 | | | | | | | | | | |
| R-13 A-1 | 1902189-20 | ↓ | ↓ | ↓ | ↓ | | | | | | |

07/24/19 LHE

Location Key:
L1 = Prep Lab 1
L2 = Prep Lab 2
L3 = HRMS Diox
L4 = Instrument
Other = _____

Reason Key:
R1 = Percent Solids
R2 = Eluate Preservation
R3 = Sub-Sample
R4 = Extraction
R6 = Concentration
R7 = Filtering
R8 = Analysis
R9 = Storage
Other = _____

Type Key:
O = Original Sample
E = Extract of Sample

RX

Process Sheet

**Workorder: 1902189**

Prep Expiration: 2019-07-25
Client: Tetra Tech EC, Inc.

**Workorder Due: 09-Aug-19 00:00**

TAT: 21

Method: **537M PFAS DOD (LOQ as mRL)**
Matrix: **Aqueous**

Prep Batch: B9G0251

Prep Data Entered: FB 07/24/19
Date and Initials

Version: 537 (14 Analyte) - DoD Limits
**DoD: DoD QSM 5.1**

Initial Sequence: S9G0074

| LabSampID | A/B | Prep Rec | Spike Rec | ClientSampleID | Comments | Location | Container |
|---|---|---|---|---|---|---|---|
| 1902189-04 | "B" | ☑ | ☑ | SAOA-B03-GW | | R-13 A-1 | HDPE Bottle, 125 mL |
| 1902189-05 | ↓ | ☑ | ☑ | NAOA-B03-GW | | R-13 A-1 | HDPE Bottle, 125 mL |
| ~~1902189-06~~ | | ☐ | ☐ | EB-07152019-GW | | R-13 A-1 | HDPE Bottle, 125 mL |
| ~~1902189-07~~ | | ☐ | ☐ | FRB-07152019 | | R-13 A-1 | HDPE Bottle, 125 mL |
| 1902189-10 | "B" | ☑ | ☑ | NON-B03-GW | | R-13 A-1 | HDPE Bottle, 125 mL |
| ~~1902189-11~~ | | ☐ | ☐ | EB-07162019-GW | | R-13 A-1 | HDPE Bottle, 125 mL |
| 1902189-12 | "B" | ☑ | ☑ | NAOA-B06-GW | | R-13 A-1 | HDPE Bottle, 125 mL |
| ~~1902189-13~~ | | ☐ | ☐ | FRB-07162019 | | R-13 A-1 | HDPE Bottle, 125 mL |
| ~~1902189-14~~ | | ☐ | ☐ | EB-07162019 | | R-13 A-1 | HDPE Bottle, 125 mL |
| ~~1902189-19~~ | | ☐ | ☐ | FRB-07172019 | | R-13 A-1 | HDPE Bottle, 125 mL |
| ~~1902189-20~~ | | ☐ | ☐ | EB-07172019 | | R-13 A-1 | HDPE Bottle, 125 mL |

WO Comments: **Internal COC**

Pre-Prep Check Out: LW 07/24/19
Pre-Prep Check In: LW 07/24/19

Prep Check Out: HL 07/25/19
Prep Check In: N/A

Prep Reconciled Initals/Date: LW 07/25/19 for 07/24/19
Spike Reconciled Initals/Date: HL 07/25/19
VialBoxID: Pho

**Matrix: Aqueous**

**Method: 537M PFAS DOD (LOQ as mRL)**

# PREPARATION BENCH SHEET

B9G0251

Chemist: HR

Prep Date: 07/25/19

Prep Time: 07:40

Prepared using: ☐ Sonication Shaker ☑ SPE Extraction ☑ Centrifuge ID: CS

Date/Initals: HR 07/25/19 | BalanceID: HR MS-9

| Cen | VISTA Sample ID | pH Before | pH After | Chlorine (Cl) | Drops HCl Added | Bottle + Sample (g) | Bottle Only (g) | Sample Amt. (L) | IS/NS CHEM/WIT DATE | SPE | ENVI-Carb | RS CHEM/WIT DATE |
|---|---|---|---|---|---|---|---|---|---|---|---|---|
| ☑ | B9G0251-BLK1 | 5 | 2 | 0 | 3 | N/A | N/A | (0.125) | HR BMB 07/25/19 | HR 07/25/19 | HR 07/25/19 | HR MJ 07/25/19 |
| ☑ | B9G0251-BS1 | 5 | 2 | 0 | 2 | " | " | (0.125) | " | " | " | " |
| ☑ | B9G0251-BSD1 | 5 | 2 | 0 | 2 | " | " | (0.125) | " | " | " | " |
| ☑ | 1902189-04RE1 (3) | 7 | 3 | 0 | 3 | 143.60 | 26.76 | 0.11684 | " | " | " | " |
| ☑ | 1902189-05RE1 (3)(B) HR 07/25/19 | 7 | 3 | 0 | 3 | 124.95 | 26.69 | 0.09826 | " | " | " | " |
| ☑ | 1902189-10RE1 | 7 | 3 | 0 | 2 | 153.42 | 26.83 | 0.12659 | " | " | " | " |
| ☑ | 1902189-12RE1 | 7 | 3 | 0 | 3 | 151.51 | 26.78 | 0.12473 | " | " | " | " |
| ☐ | 1902193-01 | 10 | 2 | 0 | 3 | 135.62 | 26.75 | 0.10887 | " | " | " | " |

IS: 19E2201, 10mL, (V1)

IS SUP: N/A

NS: 19E2204, 10mL, (V2)

NS SUP: N/A

RS: 19E2202, 10mL, (V1)

SPE Chem: Strata-X-AW 33µm 200mg/6mL

SPE Lot#: S18-006879

ENVI-Carb Lot#: A01431

Ele SOLV: MeOH/0.5%NH4OH in MeOH

Final Volume(s) 1 mL

Notes: (A) Data transcribed from attached bench sheet. HR 07/25/19
(3) HR 07/25/19
(B) sample required vacuum to finish elution. HR 07/25/19

Comments: Assume 1 g = 1 mL
Cen = Centrifuged

1 = Sample centrifuged twice
2 = Sample deeply colored after centrifuge
3 = Cartridge sorbent discolored after SPE
4 = Sample clogged cartridge, additional cartridge(s) used
5 = Sample recombined at final volume
6 = Sample took longer to SPE, required stronger vacuum
7 = Required Nitrogen line to finish SPE
8 = Required Nitrogen line to finish elution
9 = Sample arrived with low volume
10 = Trizma added to QC (5g/L)

. **Matrix: Aqueous**

**Method: 537M PFAS DOD (LOQ as mRL)**

## PREPARATION BENCH SHEET

B9G0251

Chemist: _____

Prep Date: _____

Prep Time: _____

Prepared using: ☐ Sonication Shaker ☐ SPE Extraction ☐ Centrifuge ID: _____

Date/Initals: CW 07/24/19 | BalanceID: HRMS-9

| Cen | VISTA Sample ID | pH Before | pH After | Chlorine (Cl) | Drops HCl Added | Bottle + Sample (g) | Bottle Only (g) | Sample Amt. (L) | IS/NS CHEM/WIT DATE | SPE | ENVI-Carb | RS CHEM/WIT DATE |
|---|---|---|---|---|---|---|---|---|---|---|---|---|
| ☐ | B9G0251-BLK1 | 5 | | 0 | | N/A | N/A | (0.125) | | | | |
| ☐ | B9G0251-BS1 | 5 | | 0 | | | | (0.125) | | | | |
| ☐ | B9G0251-BSD1 | 5 | | 0 | | | | (0.125) | | | | |
| ☐ | 1902189-04RE1 | 7 | | 0 | | 143.60 | | | | | | |
| ☐ | 1902189-05RE1 | 7 | | 0 | | 124.95 | | | | | | |
| ☐ | 1902189-10RE1 | 7 | | 0 | | 153.42 | | | | | | |
| ☐ | 1902189-12RE1 | 7 | | 0 | | 151.51 | | | | | | |

RE 07/25/19

IS: _____

IS SUP: _____

NS: _____

NS SUP: _____

RS: _____

SPE Chem: _____

SPE Lot#: _____

ENVI-Carb Lot#: _____

Ele SOLV: MeOH/0.5%NH4OH in MeOH

Final Volume(s) _____mL

Notes:

Comments: Assume 1 g = 1 mL
Cen = Centrifuged

1 = Sample centrifuged twice
2 = Sample deeply colored after centrifuge
3 = Cartridge sorbent discolored after SPE
4 = Sample clogged cartridge, additional cartridge(s) used
5 = Sample recombined at final volume
6 = Sample took longer to SPE, required stronger vacuum
7 = Required Nitrogen line to finish SPE
8 = Required Nitrogen line to finish elution
9 = Sample arrived with low volume
10 = Trizma added to QC (5g/L)

# Batch: B9G0251

# Matrix: Aqueous

| LabNumber | WetWeight (Initial) | % Solids (Extraction Solids) | DryWeight | Final | Extracted | Ext By | Spike | SpikeAmount | ClientMatrix | Analysis |
|---|---|---|---|---|---|---|---|---|---|---|
| 1902189-04RE1 | 0.11684 | N/A | N/A | 1000 | 25-Jul-19 07:49 | HNR | | | Aqueous | 537M PFAS DOD (LOQ as |
| 1902189-05RE1 | 0.09826 | | | 1000 | 25-Jul-19 07:49 | HNR | | | Aqueous | 537M PFAS DOD (LOQ as |
| 1902189-10RE1 | 0.12659 | | | 1000 | 25-Jul-19 07:49 | HNR | | | Aqueous | 537M PFAS DOD (LOQ as |
| 1902189-12RE1 | 0.12473 | | | 1000 | 25-Jul-19 07:49 | HNR | | | Aqueous | 537M PFAS DOD (LOQ as |
| 1902193-01 | 0.10887 | | | 1000 | 25-Jul-19 07:49 | HNR | | | Aqueous | 537M PFAS DOD (LOQ as |
| B9G0251-BLK1 | 0.125 | | | 1000 | 25-Jul-19 07:49 | HNR | | | | QC |
| B9G0251-BS1 | 0.125 | | | 1000 | 25-Jul-19 07:49 | HNR | 19E2204 | 10 | | QC |
| B9G0251-BSD1 | 0.125 | | | 1000 | 25-Jul-19 07:49 | HNR | 19E2204 | 10 | | QC |

All bolded data on report verified against written benchsheet by (initial/date) FB 07-/26/19

Matrix: Aqueous

Method: 537M PFAS DOD (LOQ as mRL)

# Vista Internal Chain-of-Custody

B9G0251

Vista Analytical Laboratory

| | Location | | L1 | R12 | L2 | R12 | L0 | | | | |
|---|---|---|---|---|---|---|---|---|---|---|---|
| | Reason | | R4 | R2 | R6 | R9 | L4 | | | | |
| | Initials | | HR | QE | HR | HR | DM | | | | |
| | Date/Time | | 07/25/19 07:06 | 07/25/19 14:53 | 07/26/19 06:11 | 07/26/19 15:04 | 7/29/19 1442 | | | | |
| Initial Storage | LabNumber | Cont | | | | | | | | | |
| R-13 A-1 | 1902189-04R | B | O | E | E | E | E | | | | |
| R-13 A-1 | 1902189-05R | B | " | " | " | " | " | | | | |
| R-13 A-1 | 1902189-10R | B | " | " | " | " | " | | | | |
| R-13 A-1 | 1902189-12R | G | " | " | " | " | " | | | | |
| R-13 A-1 | 1902193-01 | A | ↓ | ↓ | ↓ | ↓ | ↓ | | | | |

Location Key:
L1 = Prep Lab 1
L2 = Prep Lab 2
L3 = HRMS Diox
L4 = Instrument
Other = _____

Reason Key:
R1 = Percent Solids
R2 = Eluate Preservation
R3 = Sub-Sample
R4 = Extraction
R6 = Concentration
R7 = Filtering
R8 = Analysis
R9 = Storage
Other = _____

Type Key:
O = Original Sample
E = Extract of Sample

## Sample Data – PFAS Isotope Dilution Method

Vista Analytical Laboratory L14

Review: AMR 8/8/2019

Dataset: F:\Projects\PFAS.PRO\Results\190806M1\190806M1-22.qld

Last Altered: Wednesday, August 07, 2019 10:04:37 Pacific Daylight Time
Printed: Wednesday, August 07, 2019 10:07:06 Pacific Daylight Time

**Name: 190806M1_22, Date: 06-Aug-2019, Time: 14:13:02, ID: B9G0264-BLK1 Method Blank 1, Description: Method Blank**

| | # | Name | Trace | Area | IS Area | wt/vol | RRF Mean | Pred.RT | RT | Response | Conc. | %Rec | Ion Ratio | Ratio Out? |
|---|---|---|---|---|---|---|---|---|---|---|---|---|---|---|
| 1 | 5 | PFBS | 299.0 > 79.7 | | 1.33e3 | 1.00 | | 2.52 | | | | | | |
| 2 | 7 | PFHxA | 313.0 > 269.0 | | 7.71e3 | 1.00 | | 3.03 | | | | | | |
| 3 | 11 | PFHpA | 363.0 > 318.9 | | 1.06e4 | 1.00 | | 3.65 | | | | | | |
| 4 | 13 | L-PFHxS | 398.9 > 79.6 | 4.53e0 | 3.18e3 | 1.00 | | 3.81 | 3.81 | 0.0178 | 0.0156 | | 1.694 | NO |
| 5 | 80 | Total PFHxS | 398.9 > 79.6 | 4.53e0 | 3.18e3 | 1.00 | | 3.83 | | 0.0178 | 0.0156 | | | |
| 6 | 49 | 13C3-PFBS | 302.0 > 98.8 | 1.33e3 | 1.56e3 | 1.00 | 1.102 | 2.52 | 2.52 | 10.7 | 9.6848 | 77.5 | | |
| 7 | 52 | 13C2-PFHxA | 315.0 > 270.0 | 7.71e3 | 2.15e4 | 1.00 | 0.988 | 3.02 | 3.03 | 4.49 | 4.5467 | 90.9 | | |
| 8 | 53 | 13C4-PFHpA | 367.2 > 321.8 | 1.06e4 | 2.15e4 | 1.00 | 0.485 | 3.65 | 3.65 | 6.15 | 12.6878 | 101.5 | | |
| 9 | 54 | 13C3-PFHxS | 401.8 > 79.9 | 3.18e3 | 1.56e3 | 1.00 | 2.211 | 3.80 | 3.81 | 25.5 | 11.5449 | 92.4 | | |
| 10 | 54 | 13C3-PFHxS | 401.8 > 79.9 | 3.18e3 | 1.56e3 | 1.00 | 2.211 | 3.80 | 3.81 | 25.5 | 11.5449 | 92.4 | | |
| 11 | -1 | | | | | | | | | | | | | |
| 12 | 16 | L-PFOA | 412.8 > 368.9 | 6.21e1 | 1.86e4 | 1.00 | | 4.18 | 4.18 | 0.0417 | 0.0033 | | 4.428 | NO |
| 13 | 81 | Total PFOA | 412.8 > 368.9 | 6.21e1 | 1.86e4 | 1.00 | | 4.21 | | 0.0417 | 0.0033 | | | |
| 14 | 21 | PFNA | 463.0 > 418.8 | 8.62e0 | 1.83e4 | 1.00 | | 4.62 | 4.63 | 0.00588 | | | 2.305 | NO |
| 15 | 23 | L-PFOS | 498.9 > 79.9 | | 3.64e3 | 1.00 | | 4.71 | | | | | | |
| 16 | 82 | Total PFOS | 498.9 > 79.9 | 0.00e0 | 3.64e3 | 1.00 | | 4.74 | | 0.000 | | | | |
| 17 | 58 | 13C2-PFOA | 414.9 > 369.7 | 1.86e4 | 2.85e4 | 1.00 | 0.714 | 4.18 | 4.18 | 8.17 | 11.4398 | 91.5 | | |
| 18 | 58 | 13C2-PFOA | 414.9 > 369.7 | 1.86e4 | 2.85e4 | 1.00 | 0.714 | 4.18 | 4.18 | 8.17 | 11.4398 | 91.5 | | |
| 19 | 56 | 13C5-PFNA | 468.2 > 422.9 | 1.83e4 | 2.28e4 | 1.00 | 1.014 | 4.62 | 4.62 | 10.1 | 9.9204 | 79.4 | | |
| 20 | 59 | 13C8-PFOS | 507.0 > 79.9 | 3.64e3 | 3.62e3 | 1.00 | 0.990 | 4.71 | 4.71 | 12.6 | 12.6981 | 101.6 | | |
| 21 | 59 | 13C8-PFOS | 507.0 > 79.9 | 3.64e3 | 3.62e3 | 1.00 | 0.990 | 4.71 | 4.71 | 12.6 | 12.6981 | 101.6 | | |
| 22 | -1 | | | | | | | | | | | | | |
| 23 | 26 | PFDA | 513 > 468.8 | | 1.61e4 | 1.00 | | 5.01 | | | | | | |
| 24 | 29 | L-MeFOSAA | 570 > 419 | | 2.74e3 | 1.00 | | 5.16 | | | | | | |
| 25 | 83 | Total N-MeFOSAA | 570. > 419 | 0.00e0 | 2.74e3 | 1.00 | | 5.19 | | 0.000 | | | | |
| 26 | 33 | PFUdA | 563.0 > 518.9 | 2.05e1 | 2.11e4 | 1.00 | | 5.34 | 5.34 | 0.0121 | | | 4.513 | YES |
| 27 | 37 | PFDoA | 612.9 > 569.0 | | 1.98e4 | 1.00 | | 5.62 | | | | | | |
| 28 | 60 | 13C2-PFDA | 515.1 > 469.9 | 1.61e4 | 3.64e4 | 1.00 | 0.782 | 5.01 | 5.01 | 5.55 | 7.0927 | 56.7 | | |
| 29 | 62 | d3-N-MeFOSAA | 573.3 > 419 | 2.74e3 | 3.36e4 | 1.00 | 0.154 | 5.16 | 5.16 | 1.02 | 6.6087 | 52.9 | | |
| 30 | 62 | d3-N-MeFOSAA | 573.3 > 419 | 2.74e3 | 3.36e4 | 1.00 | 0.154 | 5.16 | 5.16 | 1.02 | 6.6087 | 52.9 | | |
| 31 | 63 | 13C2-PFUdA | 565 > 519.8 | 2.11e4 | 3.36e4 | 1.00 | 1.019 | 5.34 | 5.34 | 7.86 | 7.7164 | 61.7 | | |
| 32 | 65 | 13C2-PFDoA | 614.7 > 569.7 | 1.98e4 | 3.64e4 | 1.00 | 1.097 | 5.62 | 5.62 | 6.80 | 6.1973 | 49.6 | | |
| 33 | -1 | | | | | | | | | | | | | |
| 34 | 31 | L-EtFOSAA | 584.1 > 419 | | 3.79e3 | 1.00 | | 5.31 | | | | | | |
| 35 | 84 | Total N-EtFOSAA | 584.1 > 419 | 0.00e0 | 3.79e3 | 1.00 | | 5.33 | | 0.000 | | | | |
| 36 | 39 | PFTrDA | 662.9 > 618.9 | | 1.98e4 | 1.00 | | 5.88 | | | | | | |


CGH 8/7/2019

Vista Analytical Laboratory L14

Review: AMR 8/8/2019

Dataset: F:\Projects\PFAS.PRO\Results\190806M1\190806M1-22.qld

Last Altered: Wednesday, August 07, 2019 10:04:37 Pacific Daylight Time
Printed: Wednesday, August 07, 2019 10:07:06 Pacific Daylight Time

**Name: 190806M1_22, Date: 06-Aug-2019, Time: 14:13:02, ID: B9G0264-BLK1 Method Blank 1, Description: Method Blank**

| | # | Name | Trace | Area | IS Area | wt/vol | RRF Mean | Pred.RT | RT | Response | Conc. | %Rec | Ion Ratio | Ratio Out? |
|---|---|---|---|---|---|---|---|---|---|---|---|---|---|---|
| 37 | 41 | PFTeDA | 713.0 > 669.0 | | 1.59e4 | 1.00 | | 6.10 | | | | | | |
| 38 | 85 | TDCA | 498.3>106.9 | | | 1.00 | | 5.45 | | | | | | |
| 39 | 64 | d5-N-EtFOSAA | 589.3 > 419 | 3.79e3 | 3.36e4 | 1.00 | 0.196 | 5.31 | 5.31 | 1.41 | 7.1937 | 57.5 | | |
| 40 | 64 | d5-N-EtFOSAA | 589.3 > 419 | 3.79e3 | 3.36e4 | 1.00 | 0.196 | 5.31 | 5.31 | 1.41 | 7.1937 | 57.5 | | |
| 41 | 65 | 13C2-PFDoA | 614.7 > 569.7 | 1.98e4 | 3.64e4 | 1.00 | 1.097 | 5.62 | 5.62 | 6.80 | 6.1973 | 49.6 | | |
| 42 | 67 | 13C2-PFTeDA | 715.1 > 669.7 | 1.59e4 | 3.36e4 | 1.00 | 0.685 | 6.10 | 6.10 | 5.91 | 8.6393 | 69.1 | | |
| 43 | 59 | 13C8-PFOS | 507.0 > 79.9 | 3.64e3 | 3.62e3 | 1.00 | 0.990 | 4.71 | 4.71 | 12.6 | 12.6981 | 101.6 | | |
| 44 | -1 | | | | | | | | | | | | | |
| 45 | 73 | 13C5-PFHxA | 318.0 > 272.9 | 2.15e4 | 2.15e4 | 1.00 | 1.000 | 3.02 | 3.03 | 12.5 | 12.5000 | 100.0 | | |
| 46 | 75 | 13C8-PFOA | 420.9 > 376.0 | 2.85e4 | 2.85e4 | 1.00 | 1.000 | 4.18 | 4.18 | 12.5 | 12.5000 | 100.0 | | |
| 47 | 74 | 18O2-PFHxS | 403.0 > 102.6 | 1.56e3 | 1.56e3 | 1.00 | 1.000 | 3.80 | 3.81 | 12.5 | 12.5000 | 100.0 | | |
| 48 | 76 | 13C9-PFNA | 472.2 > 426.9 | 2.28e4 | 2.28e4 | 1.00 | 1.000 | 4.62 | 4.62 | 12.5 | 12.5000 | 100.0 | | |
| 49 | 77 | 13C4-PFOS | 503 > 79.9 | 3.62e3 | 3.62e3 | 1.00 | 1.000 | 4.71 | 4.71 | 12.5 | 12.5000 | 100.0 | | |
| 50 | 78 | 13C6-PFDA | 519.1 > 473.7 | 3.64e4 | 3.64e4 | 1.00 | 1.000 | 5.01 | 5.01 | 12.5 | 12.5000 | 100.0 | | |
| 51 | 79 | 13C7-PFUdA | 570.1 > 524.8 | 3.36e4 | 3.36e4 | 1.00 | 1.000 | 5.34 | 5.34 | 12.5 | 12.5000 | 100.0 | | |


CGH 8/7/2019

Vista Analytical Laboratory L14

Review: AMR 8/8/2019

Dataset: F:\Projects\PFAS.PRO\Results\190806M1\190806M1-22.qld

Last Altered: Wednesday, August 07, 2019 10:04:37 Pacific Daylight Time
Printed: Wednesday, August 07, 2019 10:07:06 Pacific Daylight Time

**Method: F:\Projects\PFAS.PRO\MethDB\PFAS_FULL_80C_080619.mdb 06 Aug 2019 13:58:16**
**Calibration: F:\Projects\PFAS.PRO\CurveDB\C18_VAL-PFAS_Q4_08-06-19.cdb 06 Aug 2019 14:25:35**

**Name: 190806M1_22, Date: 06-Aug-2019, Time: 14:13:02, ID: B9G0264-BLK1 Method Blank 1, Description: Method Blank**

**PFBS**

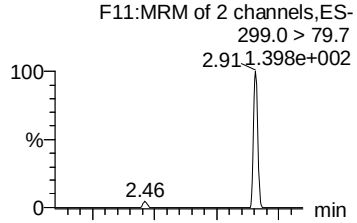


**PFHxA**

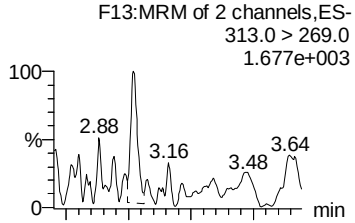


**PFHpA**

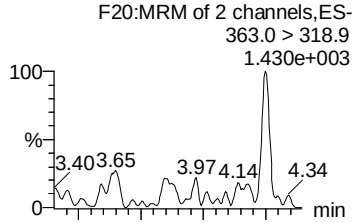


**L-PFHxS**

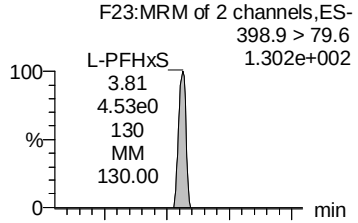


**Total PFHxS**

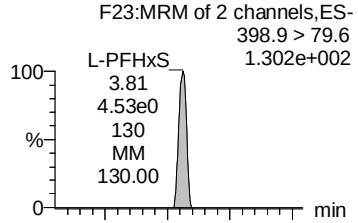


**13C3-PFBS**

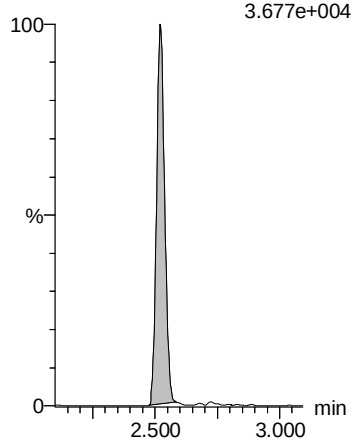


**13C2-PFHxA**

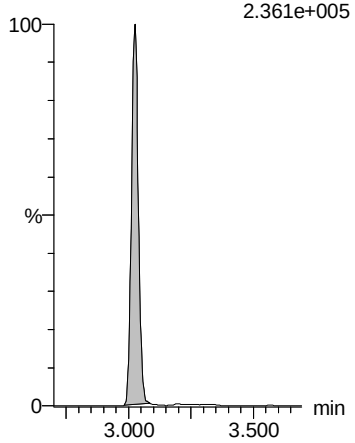


**13C4-PFHpA**

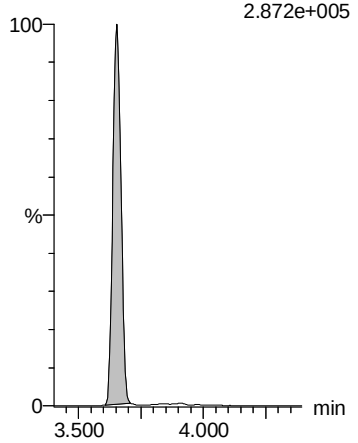


**13C3-PFHxS**

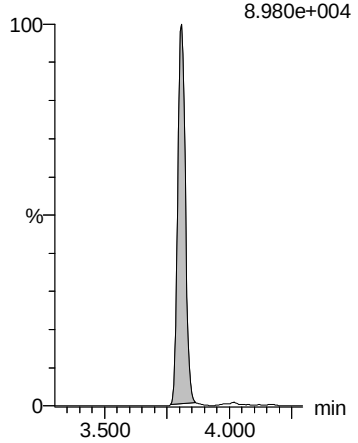


**13C3-PFHxS**

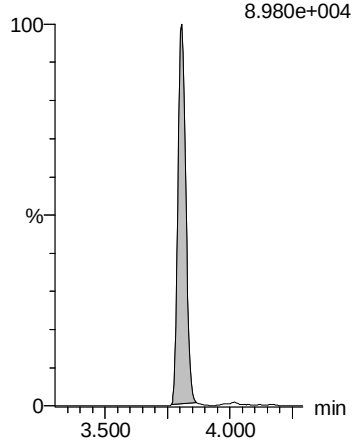

Vista Analytical Laboratory L14

Review: AMR 8/8/2019

Dataset: F:\Projects\PFAS.PRO\Results\190806M1\190806M1-22.qld

Last Altered: Wednesday, August 07, 2019 10:04:37 Pacific Daylight Time
Printed: Wednesday, August 07, 2019 10:07:06 Pacific Daylight Time

**Name: 190806M1_22, Date: 06-Aug-2019, Time: 14:13:02, ID: B9G0264-BLK1 Method Blank 1, Description: Method Blank**

**L-PFOA**

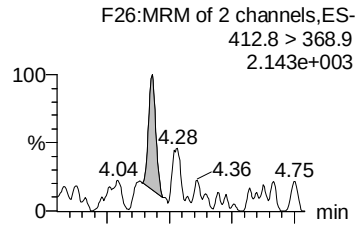


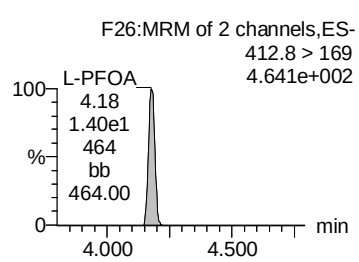


**Total PFOA**

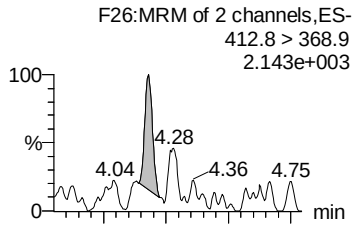


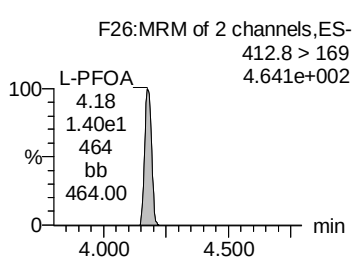


**PFNA**

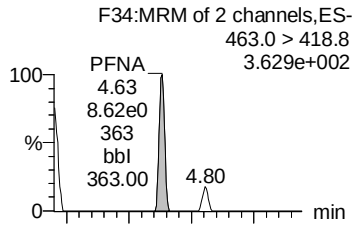


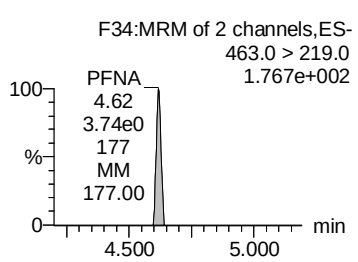


**L-PFOS**

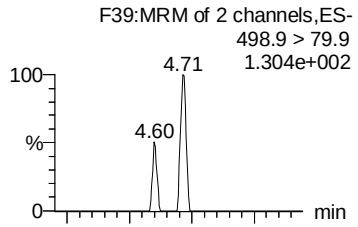


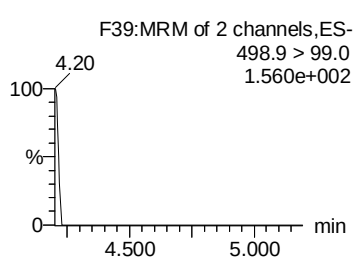


**Total PFOS**

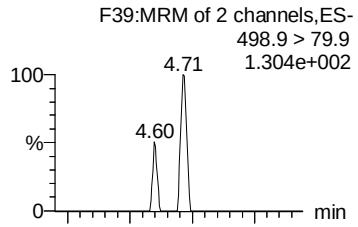


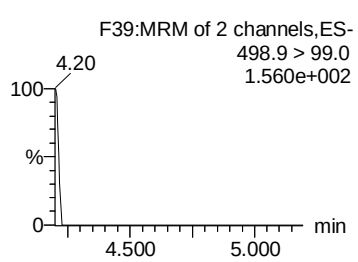


**13C2-PFOA**

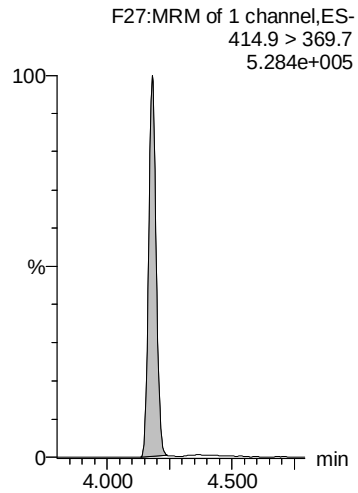


**13C2-PFOA**

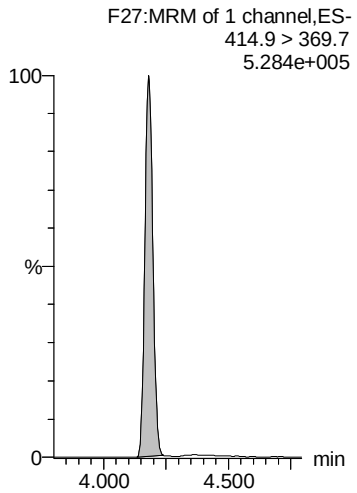


**13C5-PFNA**

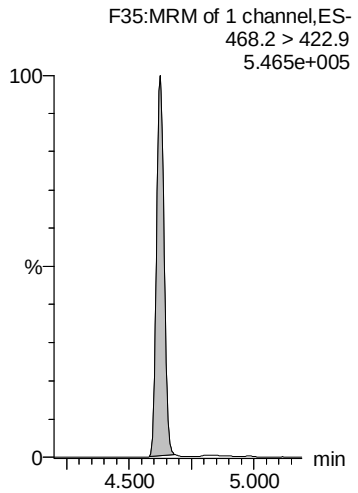


**13C8-PFOS**

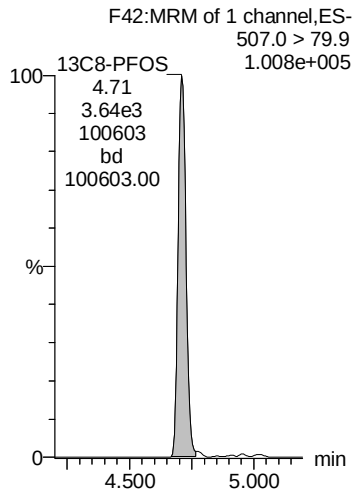


**13C8-PFOS**

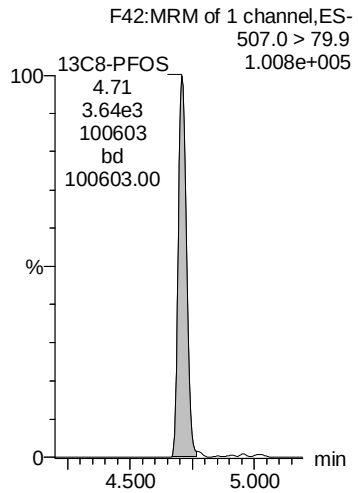


 CGH 8/7/2019

Review: AMR 8/8/2019

Dataset: F:\Projects\PFAS.PRO\Results\190806M1\190806M1-22.qld

Last Altered: Wednesday, August 07, 2019 10:04:37 Pacific Daylight Time
Printed: Wednesday, August 07, 2019 10:07:06 Pacific Daylight Time

**Name: 190806M1_22, Date: 06-Aug-2019, Time: 14:13:02, ID: B9G0264-BLK1 Method Blank 1, Description: Method Blank**

**PFDA**

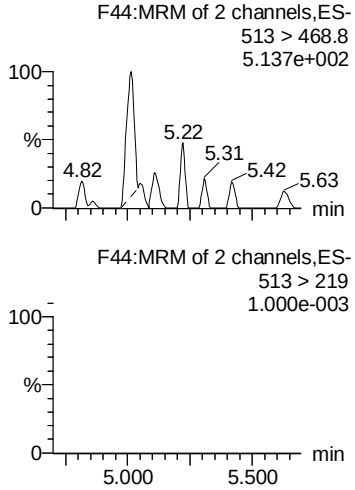


**L-MeFOSAA**

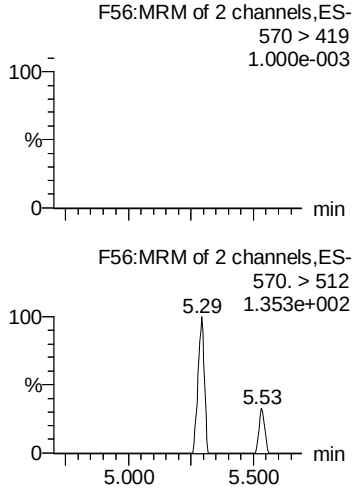


**Total N-MeFOSAA**

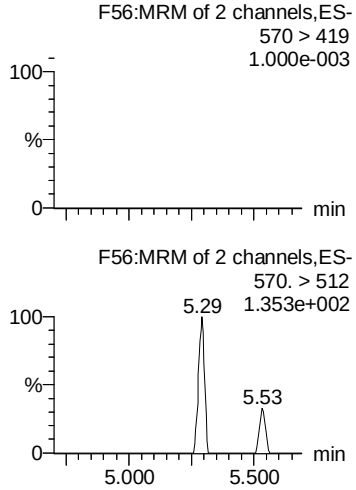


**PFUdA**

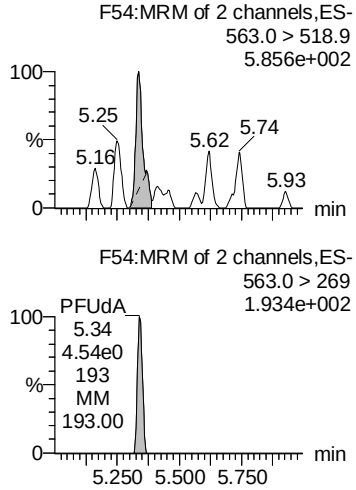


**PFDoA**

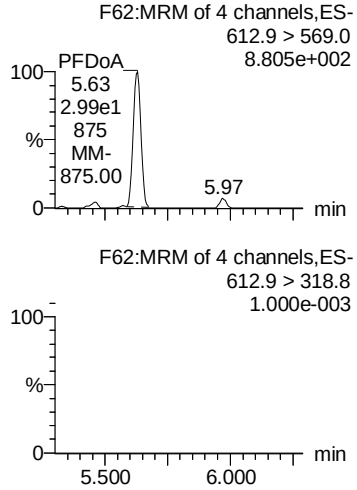


**13C2-PFDA**

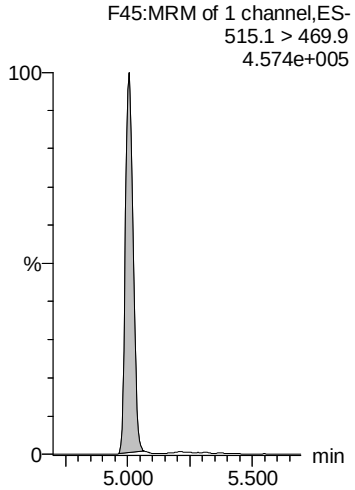


**d3-N-MeFOSAA**

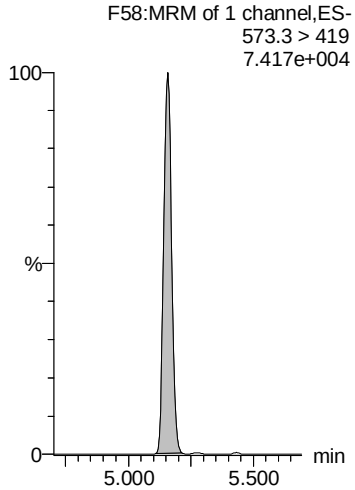


**d3-N-MeFOSAA**

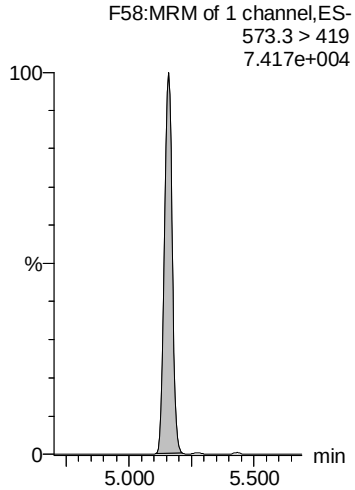


**13C2-PFUdA**

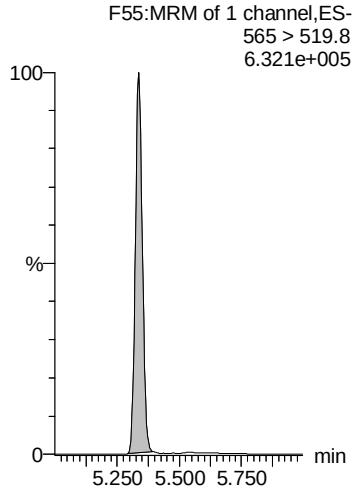


**13C2-PFDoA**

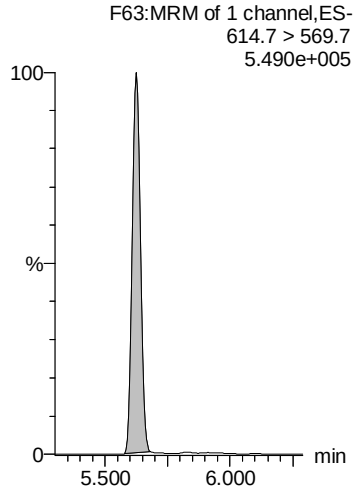




CGH 8/7/2019

Vista Analytical Laboratory L14

Review: AMR 8/8/2019

Dataset: F:\Projects\PFAS.PRO\Results\190806M1\190806M1-22.qld

Last Altered: Wednesday, August 07, 2019 10:04:37 Pacific Daylight Time
Printed: Wednesday, August 07, 2019 10:07:06 Pacific Daylight Time

**Name: 190806M1_22, Date: 06-Aug-2019, Time: 14:13:02, ID: B9G0264-BLK1 Method Blank 1, Description: Method Blank**

**L-EtFOSAA**

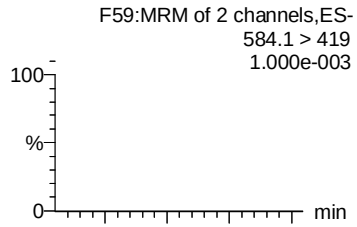


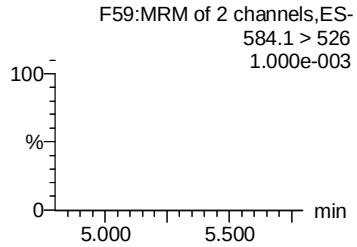


**Total N-EtFOSAA**

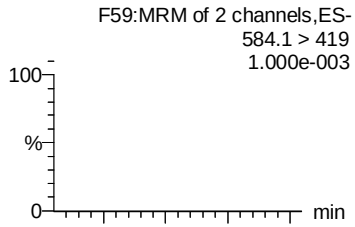


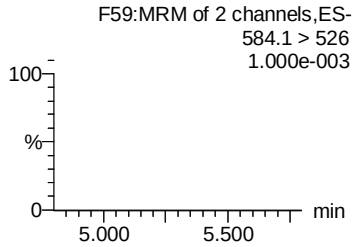


**PFTrDA**

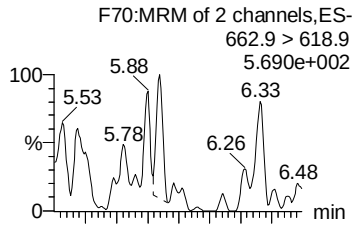


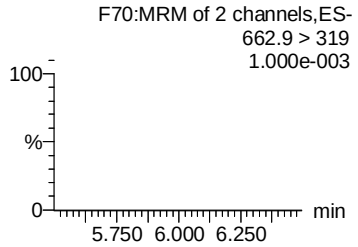


**PFTeDA**

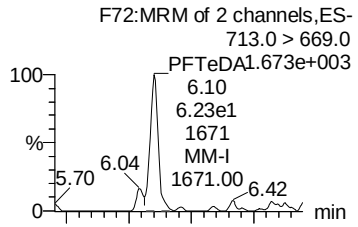


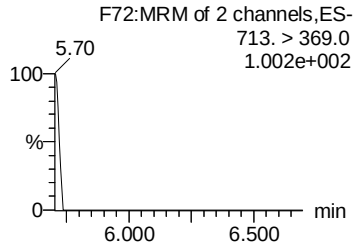


**TDCA**

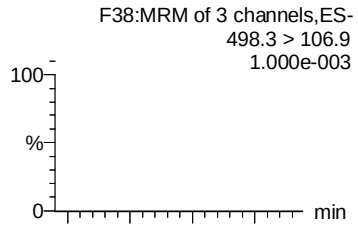


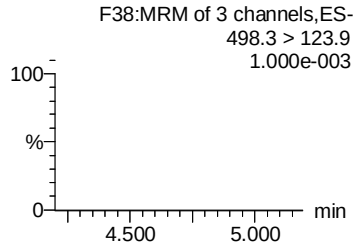


**d5-N-EtFOSAA**

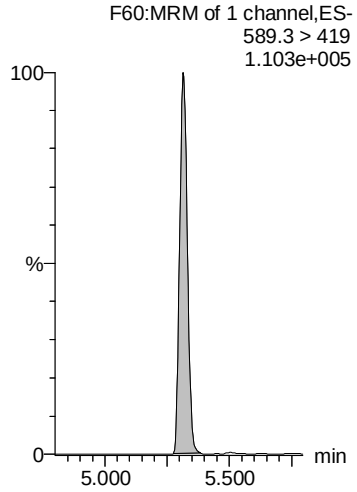


**d5-N-EtFOSAA**

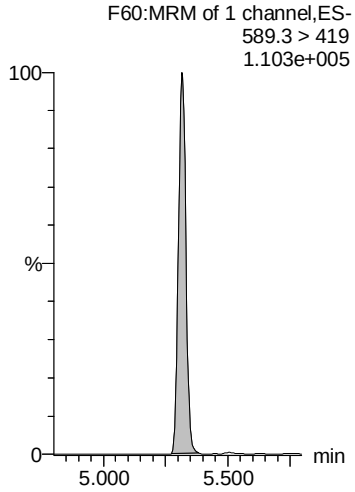


**13C2-PFDoA**

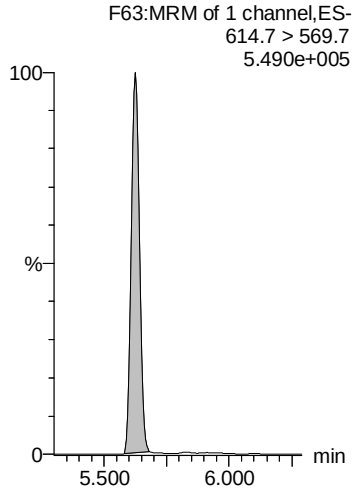


**13C2-PFTeDA**

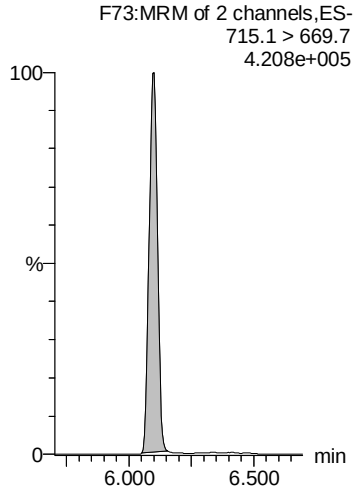


**13C8-PFOS**

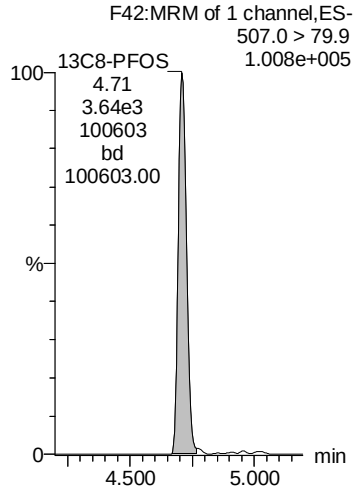


 CGH 8/7/2019

Vista Analytical Laboratory L14

Review: AMR 8/8/2019

Dataset: F:\Projects\PFAS.PRO\Results\190806M1\190806M1-22.qld

Last Altered: Wednesday, August 07, 2019 10:04:37 Pacific Daylight Time
Printed: Wednesday, August 07, 2019 10:07:06 Pacific Daylight Time

**Name: 190806M1_22, Date: 06-Aug-2019, Time: 14:13:02, ID: B9G0264-BLK1 Method Blank 1, Description: Method Blank**

**13C5-PFHxA**

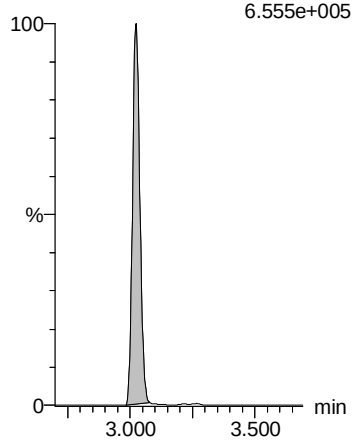


**13C8-PFOA**

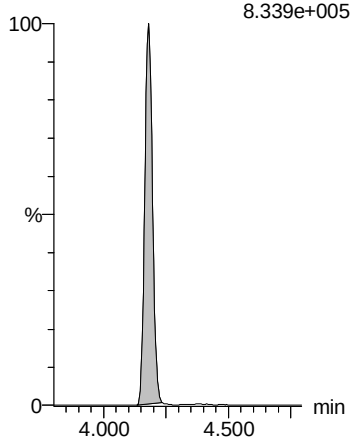


**18O2-PFHxS**

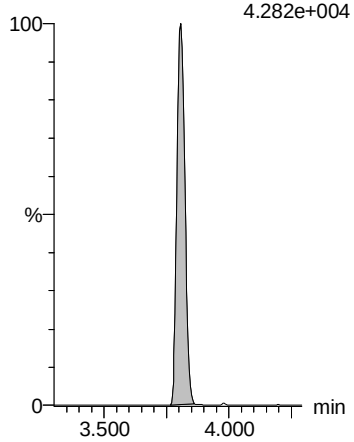


**13C9-PFNA**

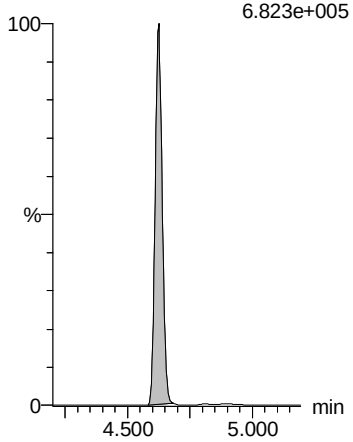


**13C4-PFOS**

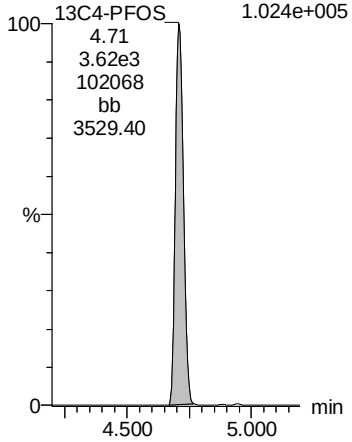


**13C6-PFDA**

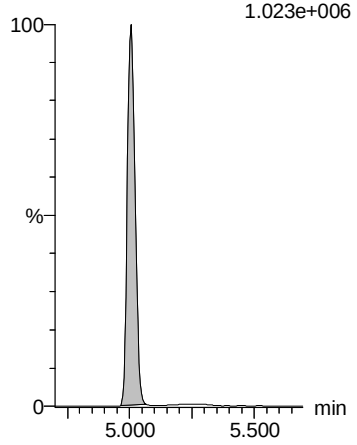


**13C7-PFUdA**

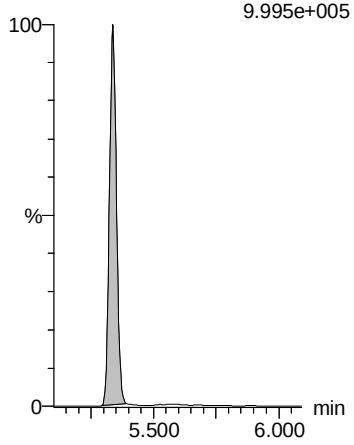



CGH 8/7/2019

Vista Analytical Laboratory L14

Review: AMR 8/8/2019

Dataset: F:\Projects\PFAS.PRO\Results\190807M4\190807M4-46.qld

Last Altered: Thursday, August 08, 2019 10:25:15 Pacific Daylight Time
Printed: Thursday, August 08, 2019 10:27:35 Pacific Daylight Time

**Name: 190807M4_46, Date: 08-Aug-2019, Time: 01:48:02, ID: B9G0264-BS1 OPR 1, Description: OPR**

| | # | Name | Trace | Area | IS Area | wt/vol | RRF Mean | Pred.RT | RT | Response | Conc. | %Rec | Ion Ratio | Ratio Out? |
|---|---|---|---|---|---|---|---|---|---|---|---|---|---|---|
| 1 | 5 | PFBS | 299.0 > 79.7 | 1.13e3 | 5.23e2 | 1.00 | | 2.51 | 2.51 | 27.1 | 12.5506 | 125.5 | 3.170 | NO |
| 2 | 7 | PFHxA | 313.0 > 269.0 | 3.03e3 | 1.42e3 | 1.00 | | 3.01 | 3.01 | 10.7 | 12.9796 | 129.8 | 12.460 | NO |
| 3 | 11 | PFHpA | 363.0 > 318.9 | 2.01e3 | 2.18e3 | 1.00 | | 3.64 | 3.64 | 11.5 | 9.2888 | 92.9 | 6.678 | NO |
| 4 | 13 | L-PFHxS | 398.9 > 79.6 | 8.98e2 | 1.28e3 | 1.00 | | 3.79 | 3.79 | 8.78 | 10.3402 | 103.4 | 1.880 | NO |
| 5 | 80 | Total PFHxS | 398.9 > 79.6 | 8.98e2 | 1.28e3 | 1.00 | | 3.83 | | 8.78 | 10.3402 | | | |
| 6 | 49 | 13C3-PFBS | 302.0 > 98.8 | 5.23e2 | 6.87e2 | 1.00 | 1.102 | 2.51 | 2.51 | 9.52 | 8.6425 | 69.1 | | |
| 7 | 52 | 13C2-PFHxA | 315.0 > 270.0 | 1.42e3 | 5.17e3 | 1.00 | 0.988 | 3.01 | 3.01 | 3.43 | 3.4666 | 69.3 | | |
| 8 | 53 | 13C4-PFHpA | 367.2 > 321.8 | 2.18e3 | 5.17e3 | 1.00 | 0.485 | 3.63 | 3.64 | 5.27 | 10.8699 | 87.0 | | |
| 9 | 54 | 13C3-PFHxS | 401.8 > 79.9 | 1.28e3 | 6.87e2 | 1.00 | 2.211 | 3.79 | 3.79 | 23.3 | 10.5260 | 84.2 | | |
| 10 | 54 | 13C3-PFHxS | 401.8 > 79.9 | 1.28e3 | 6.87e2 | 1.00 | 2.211 | 3.79 | 3.79 | 23.3 | 10.5260 | 84.2 | | |
| 11 | -1 | | | | | | | | | | | | | |
| 12 | 16 | L-PFOA | 412.8 > 368.9 | 5.92e3 | 4.81e3 | 1.00 | | 4.16 | 4.16 | 15.4 | 11.1532 | 111.5 | 3.471 | NO |
| 13 | 81 | Total PFOA | 412.8 > 368.9 | 5.92e3 | 4.81e3 | 1.00 | | 4.21 | | 15.4 | 11.1532 | | | |
| 14 | 21 | PFNA | 463.0 > 418.8 | 4.74e3 | 4.96e3 | 1.00 | | 4.61 | 4.61 | 11.9 | 10.5124 | 105.1 | 3.510 | NO |
| 15 | 23 | L-PFOS | 498.9 > 79.9 | 1.25e3 | 1.57e3 | 1.00 | | 4.70 | 4.70 | 10.0 | 9.2372 | 92.4 | 1.993 | NO |
| 16 | 82 | Total PFOS | 498.9 > 79.9 | 1.25e3 | 1.57e3 | 1.00 | | 4.74 | | 10.0 | 9.2372 | | | |
| 17 | 58 | 13C2-PFOA | 414.9 > 369.7 | 4.81e3 | 8.25e3 | 1.00 | 0.714 | 4.16 | 4.16 | 7.29 | 10.2159 | 81.7 | | |
| 18 | 58 | 13C2-PFOA | 414.9 > 369.7 | 4.81e3 | 8.25e3 | 1.00 | 0.714 | 4.16 | 4.16 | 7.29 | 10.2159 | 81.7 | | |
| 19 | 56 | 13C5-PFNA | 468.2 > 422.9 | 4.96e3 | 6.44e3 | 1.00 | 1.014 | 4.61 | 4.61 | 9.62 | 9.4936 | 75.9 | | |
| 20 | 59 | 13C8-PFOS | 507.0 > 79.9 | 1.57e3 | 1.67e3 | 1.00 | 0.990 | 4.69 | 4.70 | 11.7 | 11.8254 | 94.6 | | |
| 21 | 59 | 13C8-PFOS | 507.0 > 79.9 | 1.57e3 | 1.67e3 | 1.00 | 0.990 | 4.69 | 4.70 | 11.7 | 11.8254 | 94.6 | | |
| 22 | -1 | | | | | | | | | | | | | |
| 23 | 26 | PFDA | 513 > 468.8 | 6.26e3 | 5.02e3 | 1.00 | | 4.99 | 4.99 | 15.6 | 11.9416 | 119.4 | 5.692 | NO |
| 24 | 29 | L-MeFOSAA | 570 > 419 | 2.63e3 | 1.22e3 | 1.00 | | 5.14 | 5.14 | 26.9 | 10.5465 | 105.5 | 2.951 | NO |
| 25 | 83 | Total N-MeFOSAA | 570. > 419 | 2.63e3 | 1.22e3 | 1.00 | | 5.19 | | 26.9 | 10.5465 | | | |
| 26 | 33 | PFUdA | 563.0 > 518.9 | 5.05e3 | 7.34e3 | 1.00 | | 5.32 | 5.32 | 8.60 | 10.1769 | 101.8 | 7.226 | NO |
| 27 | 37 | PFDoA | 612.9 > 569.0 | 6.15e3 | 8.11e3 | 1.00 | | 5.61 | 5.61 | 9.47 | 9.0997 | 91.0 | 7.920 | NO |
| 28 | 60 | 13C2-PFDA | 515.1 > 469.9 | 5.02e3 | 1.27e4 | 1.00 | 0.782 | 4.99 | 4.99 | 4.96 | 6.3420 | 50.7 | | |
| 29 | 62 | d3-N-MeFOSAA | 573.3 > 419 | 1.22e3 | 1.27e4 | 1.00 | 0.154 | 5.14 | 5.14 | 1.20 | 7.8133 | 62.5 | | |
| 30 | 62 | d3-N-MeFOSAA | 573.3 > 419 | 1.22e3 | 1.27e4 | 1.00 | 0.154 | 5.14 | 5.14 | 1.20 | 7.8133 | 62.5 | | |
| 31 | 63 | 13C2-PFUdA | 565 > 519.8 | 7.34e3 | 1.27e4 | 1.00 | 1.019 | 5.32 | 5.32 | 7.25 | 7.1095 | 56.9 | | |
| 32 | 65 | 13C2-PFDoA | 614.7 > 569.7 | 8.11e3 | 1.27e4 | 1.00 | 1.097 | 5.61 | 5.61 | 8.01 | 7.3007 | 58.4 | | |
| 33 | -1 | | | | | | | | | | | | | |
| 34 | 31 | L-EtFOSAA | 584.1 > 419 | 2.04e3 | 1.66e3 | 1.00 | | 5.30 | 5.31 | 15.4 | 11.0245 | 110.2 | 1.367 | NO |
| 35 | 84 | Total N-EtFOSAA | 584.1 > 419 | 2.04e3 | 1.66e3 | 1.00 | | 5.33 | | 15.4 | 11.0245 | | | |
| 36 | 39 | PFTrDA | 662.9 > 618.9 | 7.42e3 | 8.11e3 | 1.00 | | 5.86 | 5.86 | 11.4 | 9.7525 | 97.5 | 18.117 | NO |


CGH 8/8/2019

Vista Analytical Laboratory L14

Review: AMR 8/8/2019

Dataset: F:\Projects\PFAS.PRO\Results\190807M4\190807M4-46.qld

Last Altered: Thursday, August 08, 2019 10:25:15 Pacific Daylight Time
Printed: Thursday, August 08, 2019 10:27:35 Pacific Daylight Time

**Name: 190807M4_46, Date: 08-Aug-2019, Time: 01:48:02, ID: B9G0264-BS1 OPR 1, Description: OPR**

| | # | Name | Trace | Area | IS Area | wt/vol | RRF Mean | Pred.RT | RT | Response | Conc. | %Rec | Ion Ratio | Ratio Out? |
|---|---|---|---|---|---|---|---|---|---|---|---|---|---|---|
| 37 | 41 | PFTeDA | 713.0 > 669.0 | 7.44e3 | 6.12e3 | 1.00 | | 6.08 | 6.08 | 15.2 | 11.0841 | 110.8 | 14.361 | NO |
| 38 | 85 | TDCA | 498.3>106.9 | | | 1.00 | | 5.45 | | | | | | |
| 39 | 64 | d5-N-EtFOSAA | 589.3 > 419 | 1.66e3 | 1.27e4 | 1.00 | 0.196 | 5.30 | 5.30 | 1.64 | 8.3564 | 66.9 | | |
| 40 | 64 | d5-N-EtFOSAA | 589.3 > 419 | 1.66e3 | 1.27e4 | 1.00 | 0.196 | 5.30 | 5.30 | 1.64 | 8.3564 | 66.9 | | |
| 41 | 65 | 13C2-PFDoA | 614.7 > 569.7 | 8.11e3 | 1.27e4 | 1.00 | 1.097 | 5.61 | 5.61 | 8.01 | 7.3007 | 58.4 | | |
| 42 | 67 | 13C2-PFTeDA | 715.1 > 669.7 | 6.12e3 | 1.27e4 | 1.00 | 0.685 | 6.08 | 6.08 | 6.04 | 8.8241 | 70.6 | | |
| 43 | 59 | 13C8-PFOS | 507.0 > 79.9 | 1.57e3 | 1.67e3 | 1.00 | 0.990 | 4.69 | 4.70 | 11.7 | 11.8254 | 94.6 | | |
| 44 | -1 | | | | | | | | | | | | | |
| 45 | 73 | 13C5-PFHxA | 318.0 > 272.9 | 5.17e3 | 5.17e3 | 1.00 | 1.000 | 3.01 | 3.01 | 12.5 | 12.5000 | 100.0 | | |
| 46 | 75 | 13C8-PFOA | 420.9 > 376.0 | 8.25e3 | 8.25e3 | 1.00 | 1.000 | 4.16 | 4.16 | 12.5 | 12.5000 | 100.0 | | |
| 47 | 74 | 18O2-PFHxS | 403.0 > 102.6 | 6.87e2 | 6.87e2 | 1.00 | 1.000 | 3.79 | 3.79 | 12.5 | 12.5000 | 100.0 | | |
| 48 | 76 | 13C9-PFNA | 472.2 > 426.9 | 6.44e3 | 6.44e3 | 1.00 | 1.000 | 4.61 | 4.61 | 12.5 | 12.5000 | 100.0 | | |
| 49 | 77 | 13C4-PFOS | 503 > 79.9 | 1.67e3 | 1.67e3 | 1.00 | 1.000 | 4.70 | 4.70 | 12.5 | 12.5000 | 100.0 | | |
| 50 | 78 | 13C6-PFDA | 519.1 > 473.7 | 1.27e4 | 1.27e4 | 1.00 | 1.000 | 4.99 | 4.99 | 12.5 | 12.5000 | 100.0 | | |
| 51 | 79 | 13C7-PFUdA | 570.1 > 524.8 | 1.27e4 | 1.27e4 | 1.00 | 1.000 | 5.32 | 5.32 | 12.5 | 12.5000 | 100.0 | | |


CGH 8/8/2019

Vista Analytical Laboratory L14

Review: AMR 8/8/2019

Dataset: F:\Projects\PFAS.PRO\Results\190807M4\190807M4-46.qld

Last Altered: Thursday, August 08, 2019 10:25:15 Pacific Daylight Time
Printed: Thursday, August 08, 2019 10:27:35 Pacific Daylight Time

**Method: F:\Projects\PFAS.PRO\MethDB\PFAS_FULL_80C_080719.mdb 08 Aug 2019 08:37:00**
**Calibration: F:\Projects\PFAS.PRO\CurveDB\C18_VAL-PFAS_Q4_08-06-19.cdb 06 Aug 2019 14:25:35**

**Name: 190807M4_46, Date: 08-Aug-2019, Time: 01:48:02, ID: B9G0264-BS1 OPR 1, Description: OPR**

**PFBS**

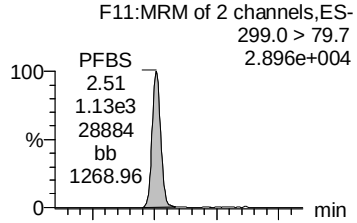


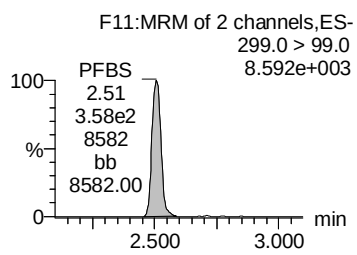


**PFHxA**

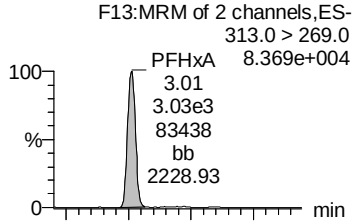


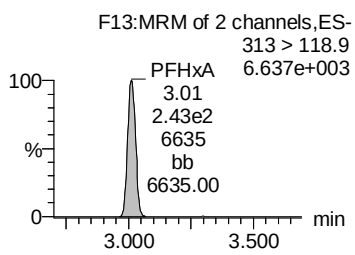


**PFHpA**

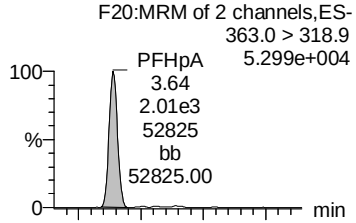


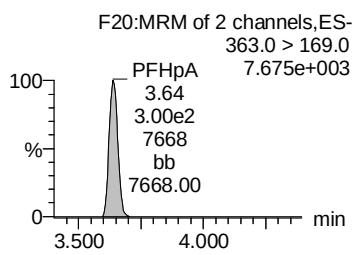


**L-PFHxS**

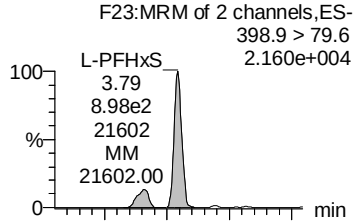


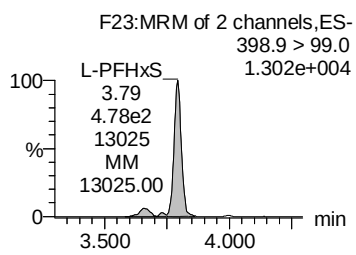


**Total PFHxS**

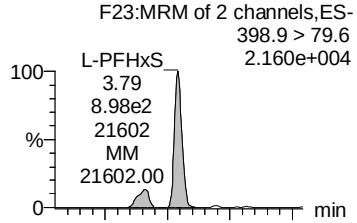


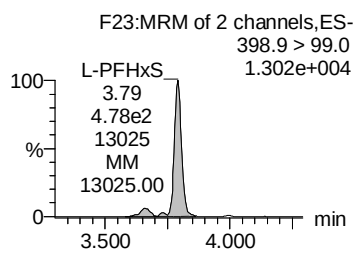


**13C3-PFBS**

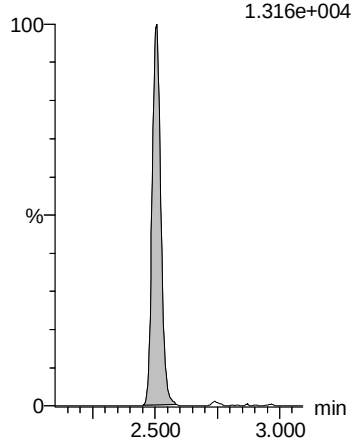


**13C2-PFHxA**

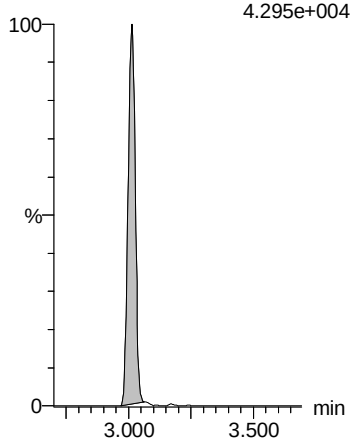


**13C4-PFHpA**

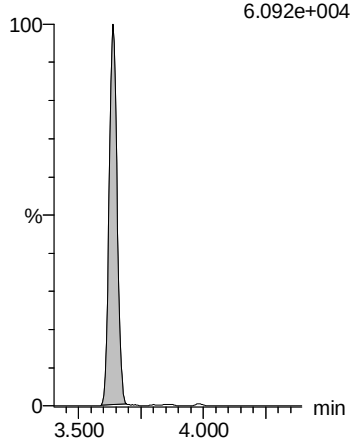


**13C3-PFHxS**

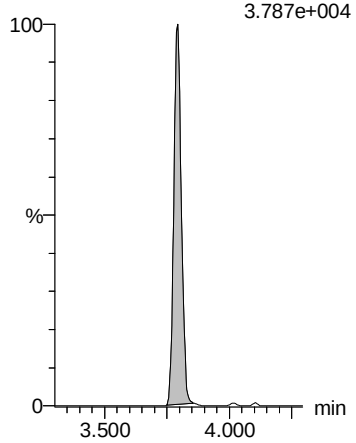


**13C3-PFHxS**

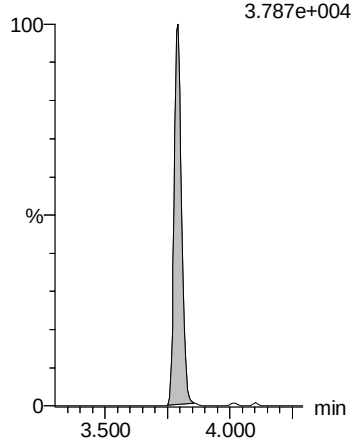


 CGH 8/8/2019

Vista Analytical Laboratory L14

Review: AMR 8/8/2019

Dataset: F:\Projects\PFAS.PRO\Results\190807M4\190807M4-46.qld

Last Altered: Thursday, August 08, 2019 10:25:15 Pacific Daylight Time
Printed: Thursday, August 08, 2019 10:27:35 Pacific Daylight Time

**Name: 190807M4_46, Date: 08-Aug-2019, Time: 01:48:02, ID: B9G0264-BS1 OPR 1, Description: OPR**

**L-PFOA**

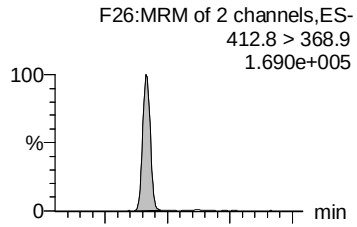


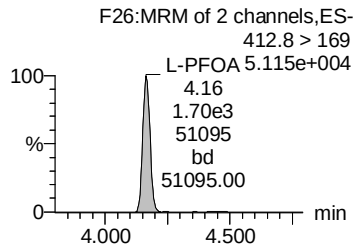


**Total PFOA**

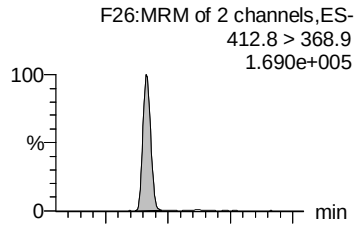


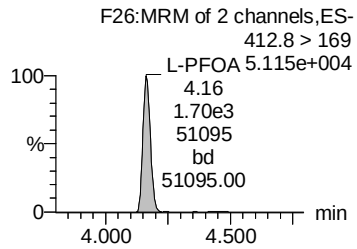


**PFNA**

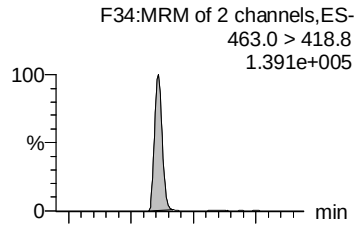


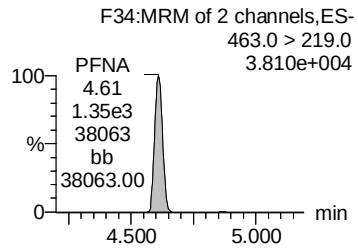


**L-PFOS**

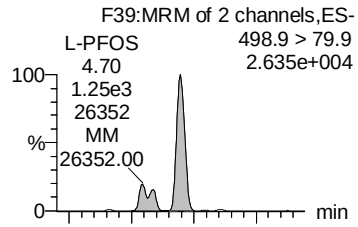


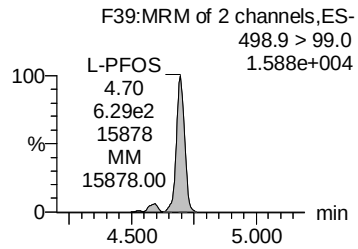


**Total PFOS**

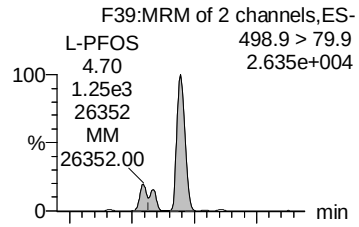


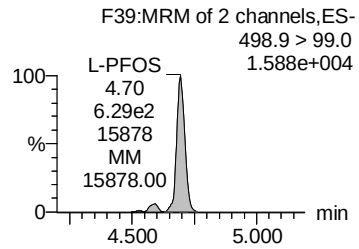


**13C2-PFOA**

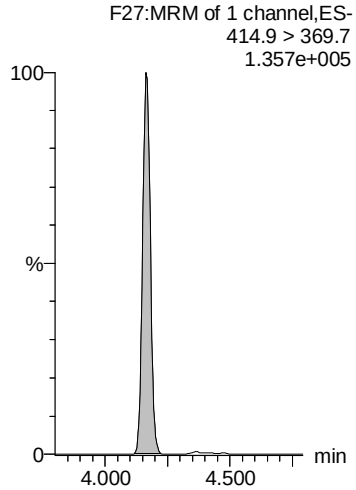


**13C2-PFOA**

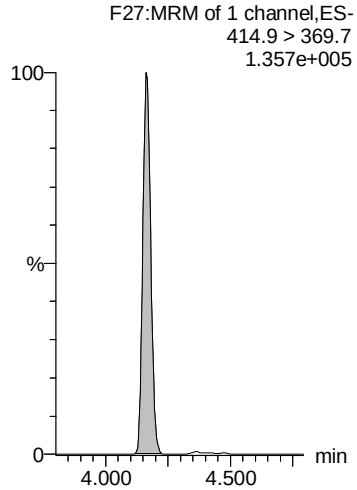


**13C5-PFNA**

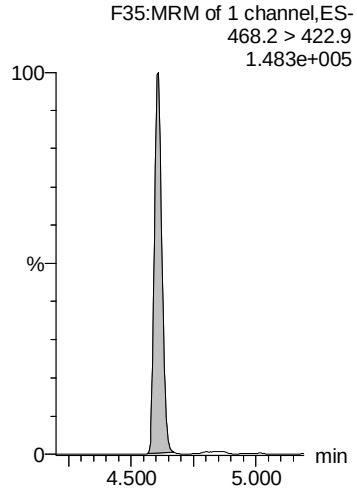


**13C8-PFOS**

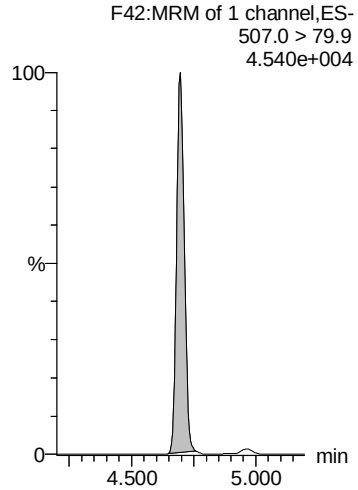


**13C8-PFOS**

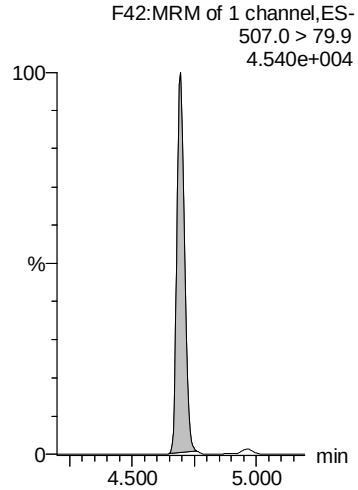


 CGH 8/8/2019

Vista Analytical Laboratory L14

Review: AMR 8/8/2019

Dataset: F:\Projects\PFAS.PRO\Results\190807M4\190807M4-46.qld

Last Altered: Thursday, August 08, 2019 10:25:15 Pacific Daylight Time
Printed: Thursday, August 08, 2019 10:27:35 Pacific Daylight Time

**Name: 190807M4_46, Date: 08-Aug-2019, Time: 01:48:02, ID: B9G0264-BS1 OPR 1, Description: OPR**

**PFDA**

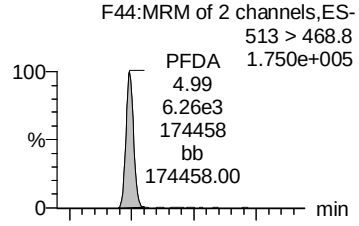


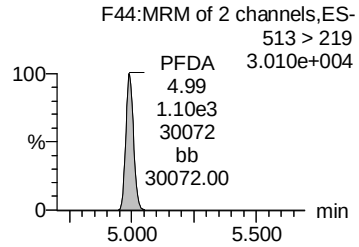


**L-MeFOSAA**

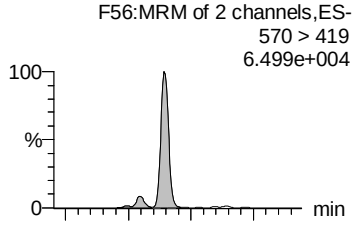


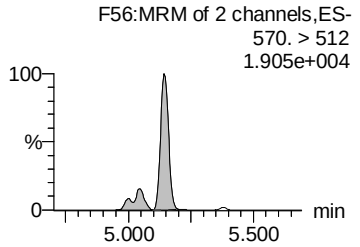


**Total N-MeFOSAA**

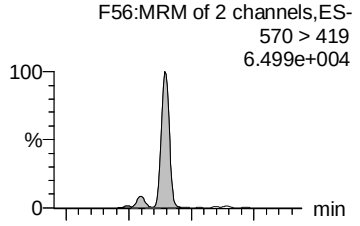


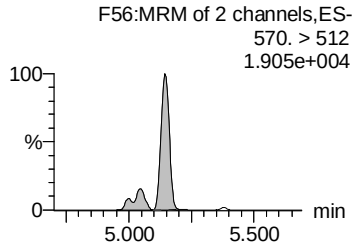


**PFUdA**

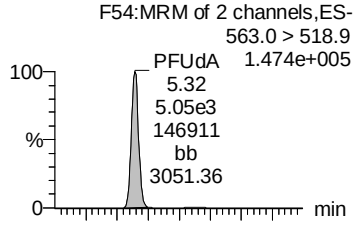


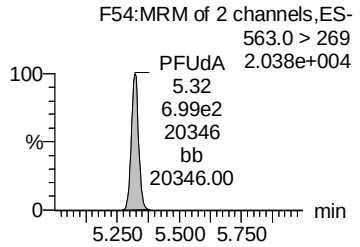


**PFDoA**

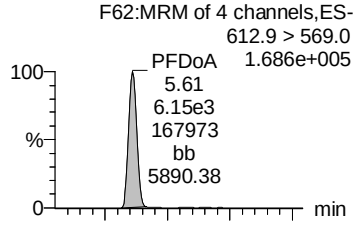


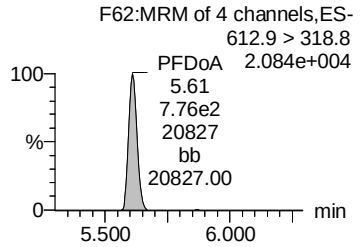


**13C2-PFDA**

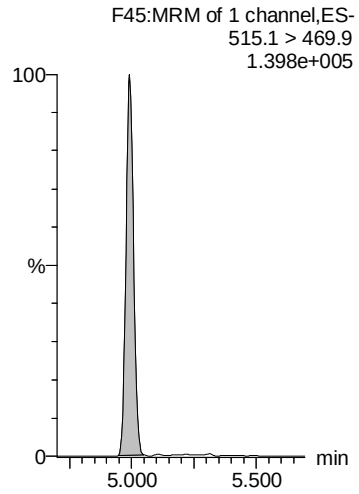


**d3-N-MeFOSAA**

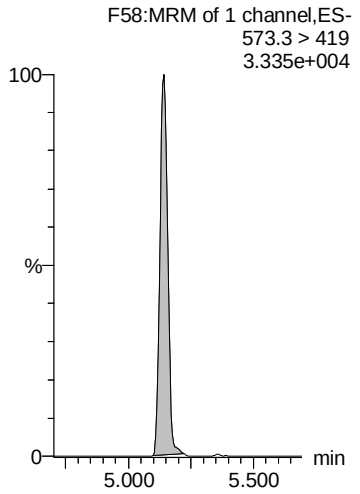


**d3-N-MeFOSAA**

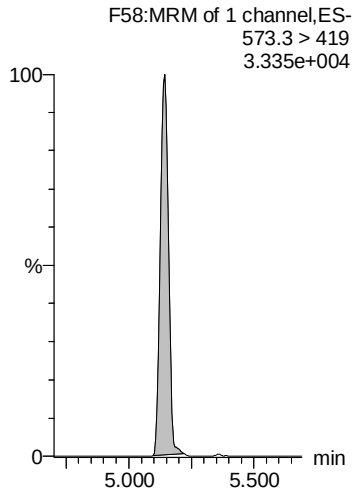


**13C2-PFUdA**

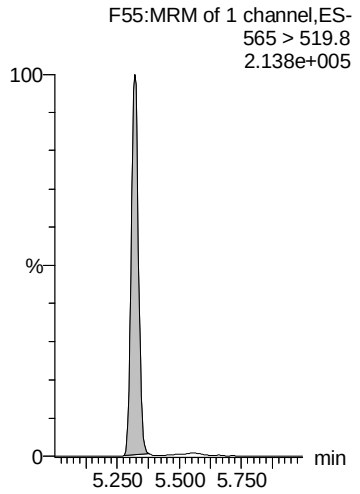


**13C2-PFDoA**

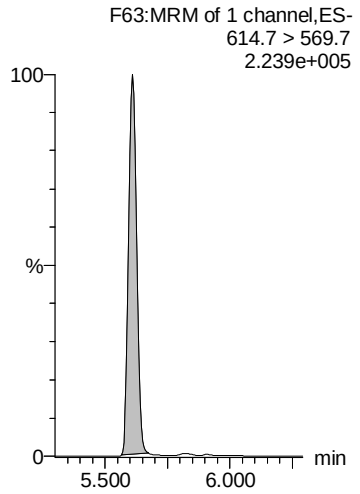


 CGH 8/8/2019

Vista Analytical Laboratory L14

Review: AMR 8/8/2019

Dataset: F:\Projects\PFAS.PRO\Results\190807M4\190807M4-46.qld

Last Altered: Thursday, August 08, 2019 10:25:15 Pacific Daylight Time
Printed: Thursday, August 08, 2019 10:27:35 Pacific Daylight Time

**Name: 190807M4_46, Date: 08-Aug-2019, Time: 01:48:02, ID: B9G0264-BS1 OPR 1, Description: OPR**

**L-EtFOSAA**

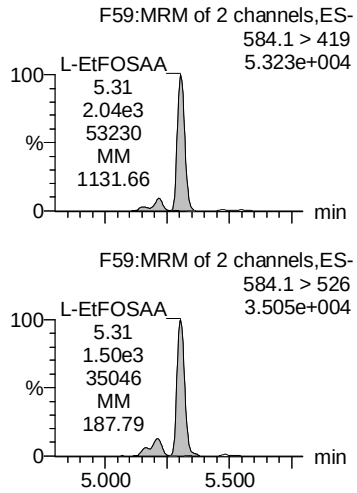


**Total N-EtFOSAA**

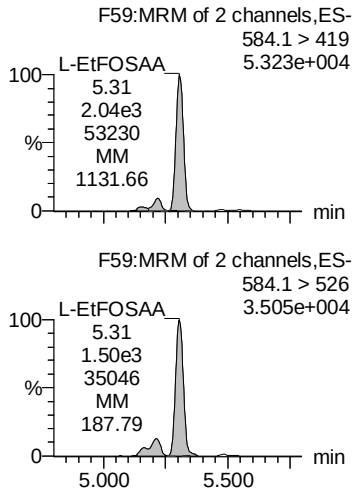


**PFTrDA**

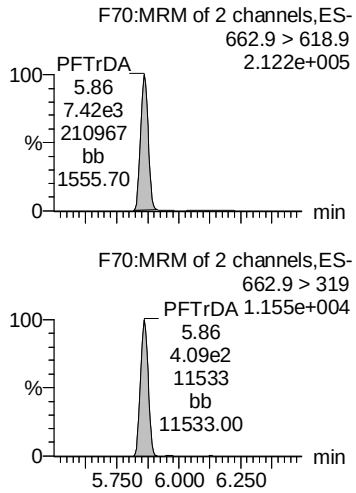


**PFTeDA**

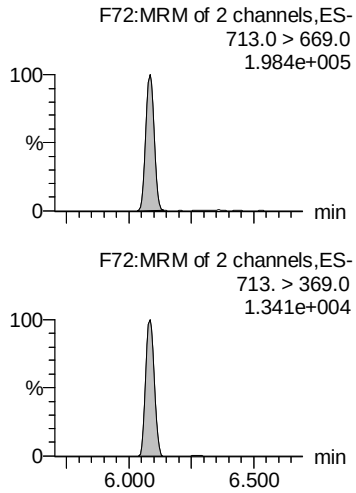


**TDCA**

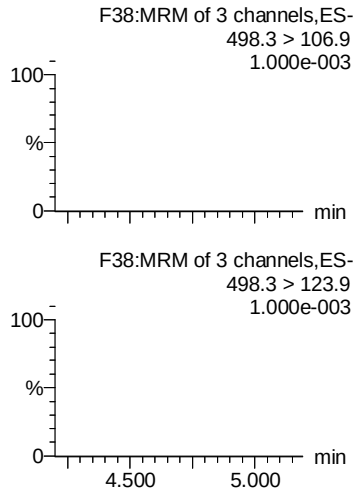


**d5-N-EtFOSAA**

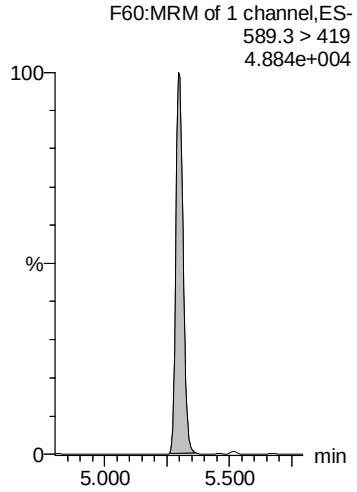


**d5-N-EtFOSAA**

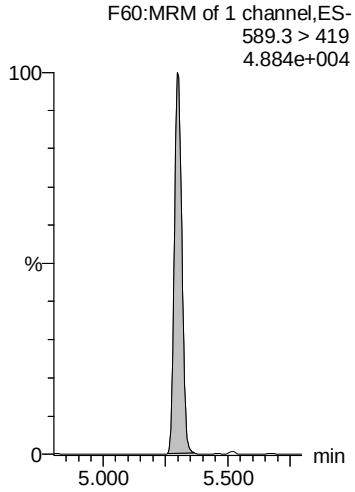


**13C2-PFDoA**

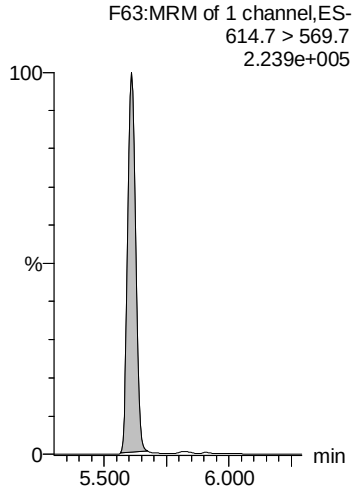


**13C2-PFTeDA**

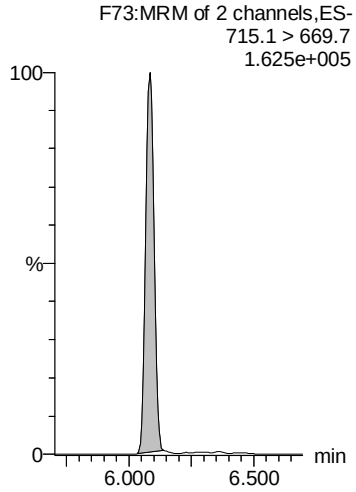


**13C8-PFOS**

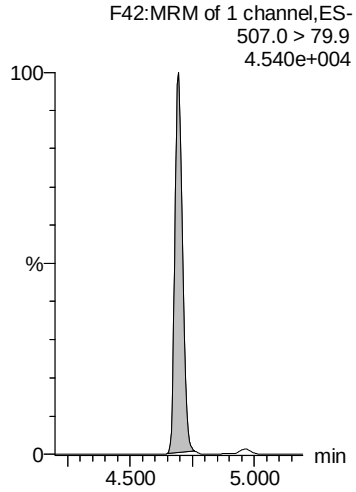



CGH 8/8/2019

Vista Analytical Laboratory L14

Review: AMR 8/8/2019

Dataset: F:\Projects\PFAS.PRO\Results\190807M4\190807M4-46.qld

Last Altered: Thursday, August 08, 2019 10:25:15 Pacific Daylight Time
Printed: Thursday, August 08, 2019 10:27:35 Pacific Daylight Time

**Name: 190807M4_46, Date: 08-Aug-2019, Time: 01:48:02, ID: B9G0264-BS1 OPR 1, Description: OPR**

**13C5-PFHxA**

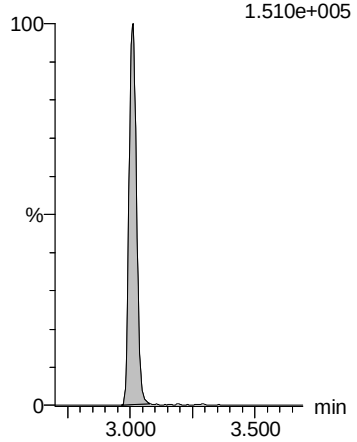


**13C8-PFOA**

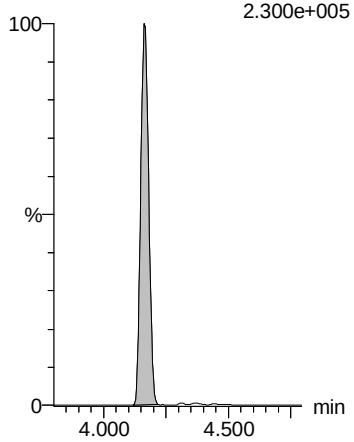


**18O2-PFHxS**

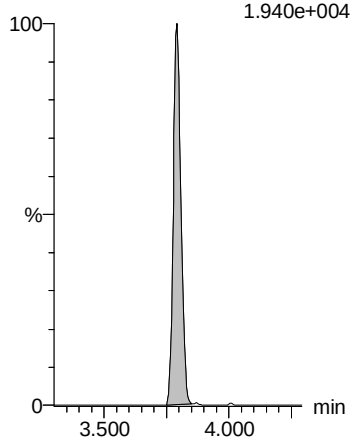


**13C9-PFNA**

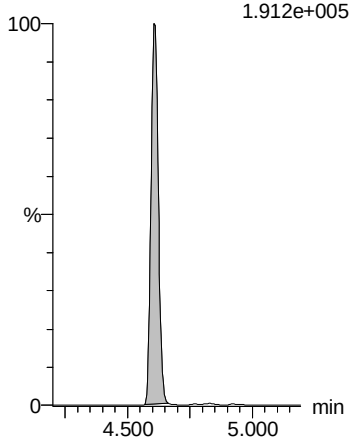


**13C4-PFOS**

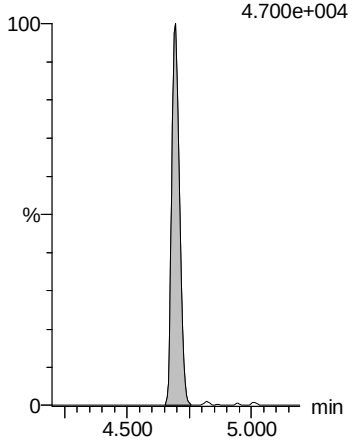


**13C6-PFDA**

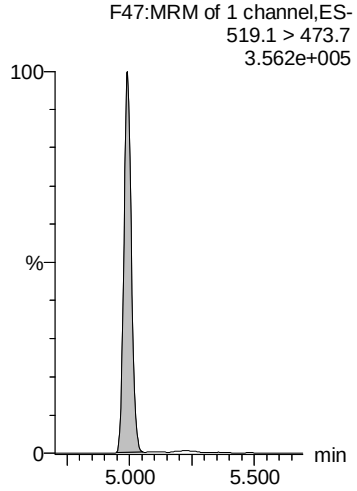


**13C7-PFUdA**

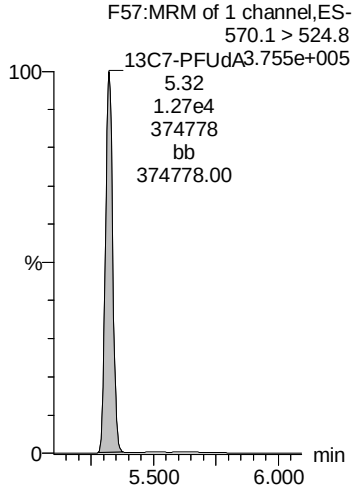



CGH 8/8/2019

Vista Analytical Laboratory L14

Review: AMR 8/8/2019

Dataset: F:\Projects\PFAS.PRO\Results\190806M1\190806M1-23.qld

Last Altered: Wednesday, August 07, 2019 10:12:26 Pacific Daylight Time
Printed: Wednesday, August 07, 2019 10:17:56 Pacific Daylight Time

**Name: 190806M1_23, Date: 06-Aug-2019, Time: 14:23:35, ID: 1902189-01 SAOA-B03-SO-5-5.5 1.08, Description: SAOA-B03-SO-5-5.5**

| | # | Name | Trace | Area | IS Area | wt/vol | RRF Mean | Pred.RT | RT | Response | Conc. | %Rec | Ion Ratio | Ratio Out? |
|---|---|---|---|---|---|---|---|---|---|---|---|---|---|---|
| 1 | 5 | PFBS | 299.0 > 79.7 | 1.25e2 | 1.20e3 | 1.02 | | 2.52 | 2.52 | 1.30 | 0.6247 | | 2.722 | NO |
| 2 | 7 | PFHxA | 313.0 > 269.0 | 1.10e4 | 8.05e3 | 1.02 | | 3.02 | 3.03 | 6.80 | 8.0860 | | 15.160 | NO |
| 3 | 11 | PFHpA | 363.0 > 318.9 | 9.28e2 | 1.09e4 | 1.02 | | 3.65 | 3.65 | 1.06 | 0.8417 | | 11.533 | NO |
| 4 | 13 | L-PFHxS | 398.9 > 79.6 | 2.14e3 | 2.89e3 | 1.02 | | 3.80 | 3.81 | 9.27 | 10.7145 | | 1.968 | NO |
| 5 | 80 | Total PFHxS | 398.9 > 79.6 | 2.14e3 | 2.89e3 | 1.02 | | 3.83 | | 9.27 | 10.7145 | | | |
| 6 | 49 | 13C3-PFBS | 302.0 > 98.8 | 1.20e3 | 1.72e3 | 1.02 | 1.102 | 2.52 | 2.52 | 8.75 | 7.8004 | 63.6 | | |
| 7 | 52 | 13C2-PFHxA | 315.0 > 270.0 | 8.05e3 | 2.52e4 | 1.02 | 0.988 | 3.02 | 3.02 | 3.99 | 3.9586 | 80.7 | | |
| 8 | 53 | 13C4-PFHpA | 367.2 > 321.8 | 1.09e4 | 2.52e4 | 1.02 | 0.485 | 3.65 | 3.65 | 5.41 | 10.9588 | 89.3 | | |
| 9 | 54 | 13C3-PFHxS | 401.8 > 79.9 | 2.89e3 | 1.72e3 | 1.02 | 2.211 | 3.80 | 3.80 | 21.0 | 9.3373 | 76.1 | | |
| 10 | 54 | 13C3-PFHxS | 401.8 > 79.9 | 2.89e3 | 1.72e3 | 1.02 | 2.211 | 3.80 | 3.80 | 21.0 | 9.3373 | 76.1 | | |
| 11 | -1 | | | | | | | | | | | | | |
| 12 | 16 | L-PFOA | 412.8 > 368.9 | 4.29e4 | 1.92e4 | 1.02 | | 4.18 | 4.18 | 27.9 | 19.9111 | | 3.468 | NO |
| 13 | 81 | Total PFOA | 412.8 > 368.9 | 4.29e4 | 1.92e4 | 1.02 | | 4.21 | | 27.9 | 19.9111 | | | |
| 14 | 21 | PFNA | 463.0 > 418.8 | 3.00e2 | 1.75e4 | 1.02 | | 4.62 | 4.63 | 0.215 | 0.1702 | | 5.267 | NO |
| 15 | 23 | L-PFOS | 498.9 > 79.9 | 4.48e3 | 3.21e3 | 1.02 | | 4.71 | 4.71 | 17.4 | 15.7695 | | 2.138 | NO |
| 16 | 82 | Total PFOS | 498.9 > 79.9 | 4.48e3 | 3.21e3 | 1.02 | | 4.74 | | 17.4 | 15.7695 | | | |
| 17 | 58 | 13C2-PFOA | 414.9 > 369.7 | 1.92e4 | 3.18e4 | 1.02 | 0.714 | 4.18 | 4.18 | 7.56 | 10.3991 | 84.8 | | |
| 18 | 58 | 13C2-PFOA | 414.9 > 369.7 | 1.92e4 | 3.18e4 | 1.02 | 0.714 | 4.18 | 4.18 | 7.56 | 10.3991 | 84.8 | | |
| 19 | 56 | 13C5-PFNA | 468.2 > 422.9 | 1.75e4 | 2.35e4 | 1.02 | 1.014 | 4.62 | 4.62 | 9.28 | 8.9866 | 73.3 | | |
| 20 | 59 | 13C8-PFOS | 507.0 > 79.9 | 3.21e3 | 3.91e3 | 1.02 | 0.990 | 4.71 | 4.71 | 10.3 | 10.1911 | 83.1 | | |
| 21 | 59 | 13C8-PFOS | 507.0 > 79.9 | 3.21e3 | 3.91e3 | 1.02 | 0.990 | 4.71 | 4.71 | 10.3 | 10.1911 | 83.1 | | |
| 22 | -1 | | | | | | | | | | | | | |
| 23 | 26 | PFDA | 513 > 468.8 | 1.95e2 | 1.61e4 | 1.02 | | 5.01 | 5.01 | 0.151 | 0.0490 | | 11.597 | YES |
| 24 | 29 | L-MeFOSAA | 570 > 419 | | 2.64e3 | 1.02 | | 5.16 | | | | | | |
| 25 | 83 | Total N-MeFOSAA | 570. > 419 | 0.00e0 | 2.64e3 | 1.02 | | 5.19 | | 0.000 | | | | |
| 26 | 33 | PFUdA | 563.0 > 518.9 | 5.34e1 | 2.00e4 | 1.02 | | 5.34 | 5.34 | 0.0333 | | | 8.408 | NO |
| 27 | 37 | PFDoA | 612.9 > 569.0 | | 2.03e4 | 1.02 | | 5.62 | | | | | | |
| 28 | 60 | 13C2-PFDA | 515.1 > 469.9 | 1.61e4 | 3.68e4 | 1.02 | 0.782 | 5.01 | 5.01 | 5.48 | 6.8745 | 56.0 | | |
| 29 | 62 | d3-N-MeFOSAA | 573.3 > 419 | 2.64e3 | 3.38e4 | 1.02 | 0.154 | 5.16 | 5.16 | 0.979 | 6.2347 | 50.8 | | |
| 30 | 62 | d3-N-MeFOSAA | 573.3 > 419 | 2.64e3 | 3.38e4 | 1.02 | 0.154 | 5.16 | 5.16 | 0.979 | 6.2347 | 50.8 | | |
| 31 | 63 | 13C2-PFUdA | 565 > 519.8 | 2.00e4 | 3.38e4 | 1.02 | 1.019 | 5.34 | 5.34 | 7.41 | 7.1398 | 58.2 | | |
| 32 | 65 | 13C2-PFDoA | 614.7 > 569.7 | 2.03e4 | 3.68e4 | 1.02 | 1.097 | 5.62 | 5.62 | 6.90 | 6.1669 | 50.3 | | |
| 33 | -1 | | | | | | | | | | | | | |
| 34 | 31 | L-EtFOSAA | 584.1 > 419 | | 3.97e3 | 1.02 | | 5.31 | | | | | | |
| 35 | 84 | Total N-EtFOSAA | 584.1 > 419 | 0.00e0 | 3.97e3 | 1.02 | | 5.33 | | 0.000 | | | | |
| 36 | 39 | PFTrDA | 662.9 > 618.9 | | 2.03e4 | 1.02 | | 5.88 | | | | | | |


CGH 8/7/2019

Vista Analytical Laboratory L14

Review: AMR 8/8/2019

Dataset: F:\Projects\PFAS.PRO\Results\190806M1\190806M1-23.qld

Last Altered: Wednesday, August 07, 2019 10:12:26 Pacific Daylight Time
Printed: Wednesday, August 07, 2019 10:17:56 Pacific Daylight Time

**Name: 190806M1_23, Date: 06-Aug-2019, Time: 14:23:35, ID: 1902189-01 SAOA-B03-SO-5-5.5 1.08, Description: SAOA-B03-SO-5-5.5**

| | # | Name | Trace | Area | IS Area | wt/vol | RRF Mean | Pred.RT | RT | Response | Conc. | %Rec | Ion Ratio | Ratio Out? |
|---|---|---|---|---|---|---|---|---|---|---|---|---|---|---|
| 37 | 41 | PFTeDA | 713.0 > 669.0 | 4.42e1 | 1.52e4 | 1.02 | | 6.09 | 6.09 | 0.0364 | | | 11.807 | NO |
| 38 | 85 | TDCA | 498.3>106.9 | | | 1.02 | | 5.45 | | | | | | |
| 39 | 64 | d5-N-EtFOSAA | 589.3 > 419 | 3.97e3 | 3.38e4 | 1.02 | 0.196 | 5.31 | 5.31 | 1.47 | 7.3599 | 60.0 | | |
| 40 | 64 | d5-N-EtFOSAA | 589.3 > 419 | 3.97e3 | 3.38e4 | 1.02 | 0.196 | 5.31 | 5.31 | 1.47 | 7.3599 | 60.0 | | |
| 41 | 65 | 13C2-PFDoA | 614.7 > 569.7 | 2.03e4 | 3.68e4 | 1.02 | 1.097 | 5.62 | 5.62 | 6.90 | 6.1669 | 50.3 | | |
| 42 | 67 | 13C2-PFTeDA | 715.1 > 669.7 | 1.52e4 | 3.38e4 | 1.02 | 0.685 | 6.10 | 6.09 | 5.62 | 8.0600 | 65.7 | | |
| 43 | 59 | 13C8-PFOS | 507.0 > 79.9 | 3.21e3 | 3.91e3 | 1.02 | 0.990 | 4.71 | 4.71 | 10.3 | 10.1911 | 83.1 | | |
| 44 | -1 | | | | | | | | | | | | | |
| 45 | 73 | 13C5-PFHxA | 318.0 > 272.9 | 2.52e4 | 2.52e4 | 1.02 | 1.000 | 3.02 | 3.02 | 12.5 | 12.2681 | 100.0 | | |
| 46 | 75 | 13C8-PFOA | 420.9 > 376.0 | 3.18e4 | 3.18e4 | 1.02 | 1.000 | 4.18 | 4.18 | 12.5 | 12.2681 | 100.0 | | |
| 47 | 74 | 18O2-PFHxS | 403.0 > 102.6 | 1.72e3 | 1.72e3 | 1.02 | 1.000 | 3.80 | 3.80 | 12.5 | 12.2681 | 100.0 | | |
| 48 | 76 | 13C9-PFNA | 472.2 > 426.9 | 2.35e4 | 2.35e4 | 1.02 | 1.000 | 4.62 | 4.62 | 12.5 | 12.2681 | 100.0 | | |
| 49 | 77 | 13C4-PFOS | 503 > 79.9 | 3.91e3 | 3.91e3 | 1.02 | 1.000 | 4.71 | 4.71 | 12.5 | 12.2681 | 100.0 | | |
| 50 | 78 | 13C6-PFDA | 519.1 > 473.7 | 3.68e4 | 3.68e4 | 1.02 | 1.000 | 5.01 | 5.01 | 12.5 | 12.2681 | 100.0 | | |
| 51 | 79 | 13C7-PFUdA | 570.1 > 524.8 | 3.38e4 | 3.38e4 | 1.02 | 1.000 | 5.34 | 5.34 | 12.5 | 12.2681 | 100.0 | | |


CGH 8/7/2019

Vista Analytical Laboratory L14

Review: AMR 8/8/2019

Dataset: F:\Projects\PFAS.PRO\Results\190806M1\190806M1-23.qld

Last Altered: Wednesday, August 07, 2019 10:12:26 Pacific Daylight Time
Printed: Wednesday, August 07, 2019 10:17:56 Pacific Daylight Time

**Method: F:\Projects\PFAS.PRO\MethDB\PFAS_FULL_80C_080619.mdb 06 Aug 2019 13:58:16**
**Calibration: F:\Projects\PFAS.PRO\CurveDB\C18_VAL-PFAS_Q4_08-06-19.cdb 06 Aug 2019 14:25:35**

**Name: 190806M1_23, Date: 06-Aug-2019, Time: 14:23:35, ID: 1902189-01 SAOA-B03-SO-5-5.5 1.08, Description: SAOA-B03-SO-5-5.5**

**PFBS**

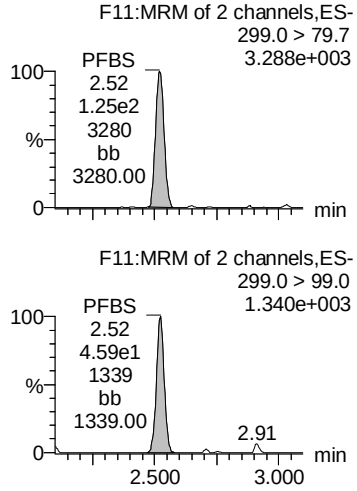


**PFHxA**

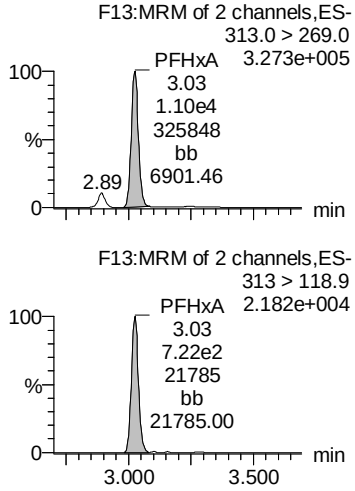


**PFHpA**

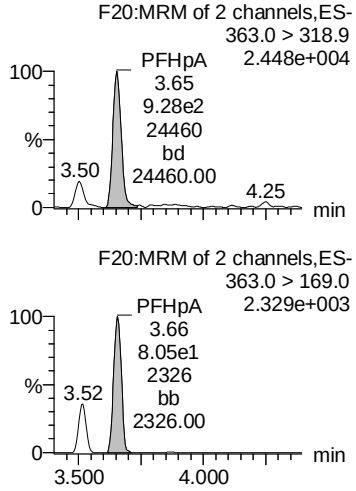


**L-PFHxS**

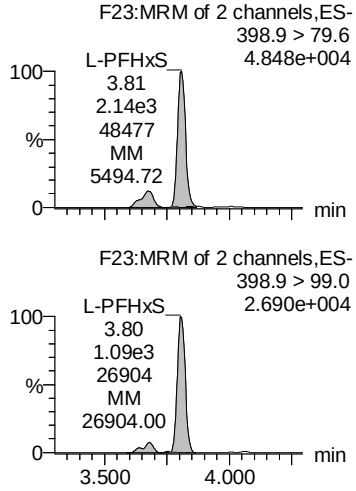


**Total PFHxS**

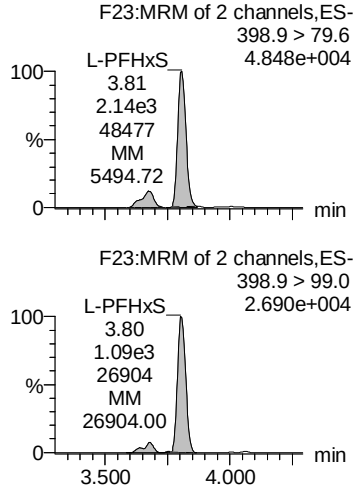


**13C3-PFBS**

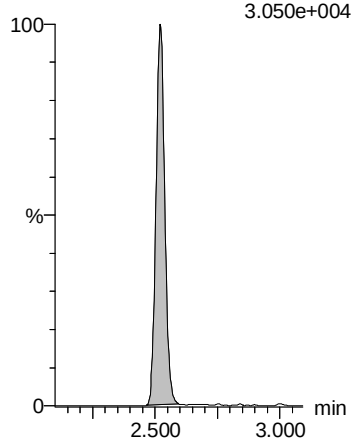


**13C2-PFHxA**

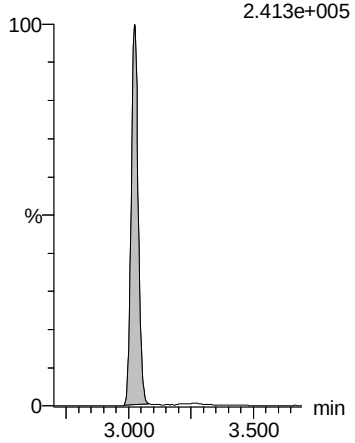


**13C4-PFHpA**

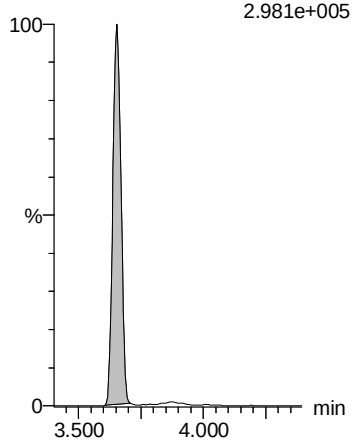


**13C3-PFHxS**

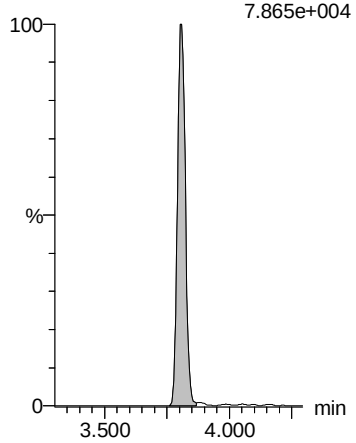


**13C3-PFHxS**

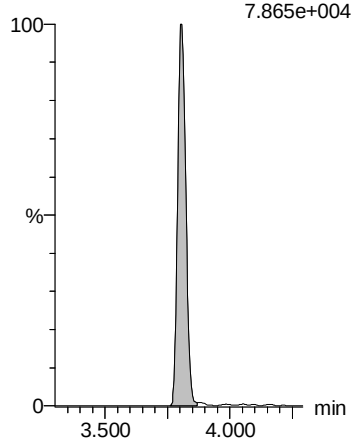


 CGH 8/7/2019

Vista Analytical Laboratory L14

Review: AMR 8/8/2019

Dataset: F:\Projects\PFAS.PRO\Results\190806M1\190806M1-23.qld

Last Altered: Wednesday, August 07, 2019 10:12:26 Pacific Daylight Time
Printed: Wednesday, August 07, 2019 10:17:56 Pacific Daylight Time

**Name: 190806M1_23, Date: 06-Aug-2019, Time: 14:23:35, ID: 1902189-01 SAOA-B03-SO-5-5.5 1.08, Description: SAOA-B03-SO-5-5.5**

**L-PFOA**

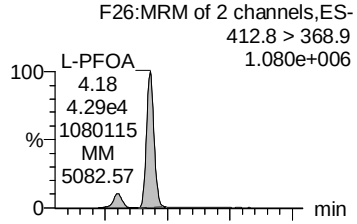


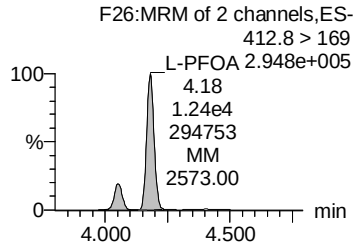


**Total PFOA**

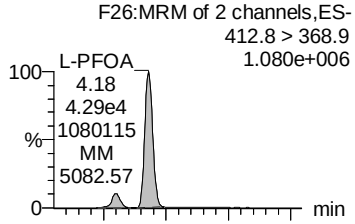


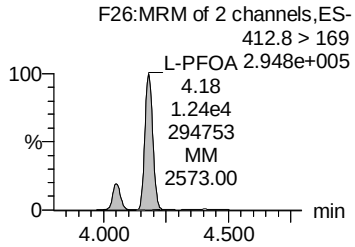


**PFNA**

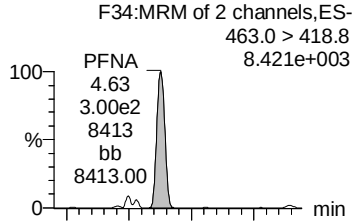


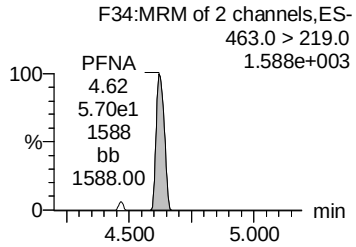


**L-PFOS**

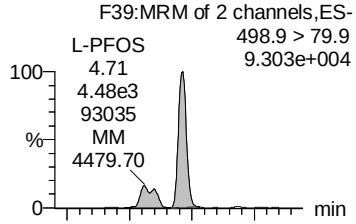


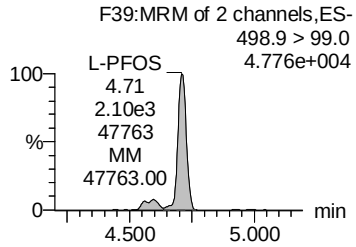


**Total PFOS**

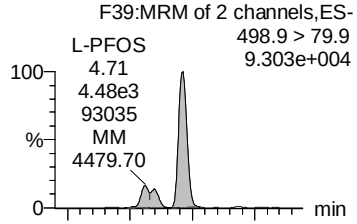


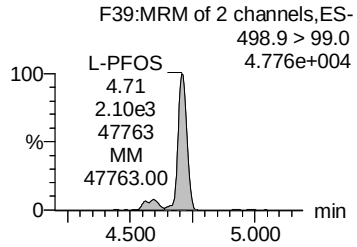


**13C2-PFOA**

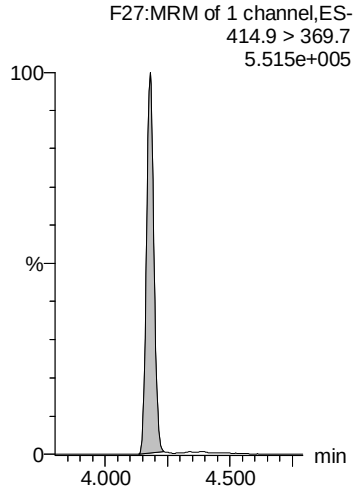


**13C2-PFOA**

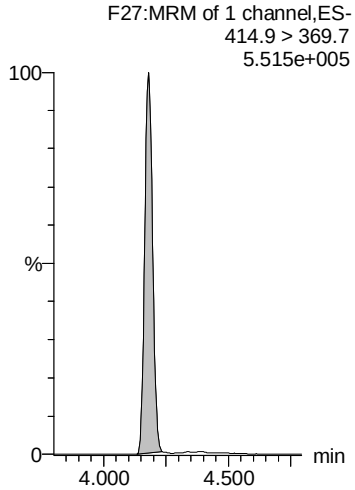


**13C5-PFNA**

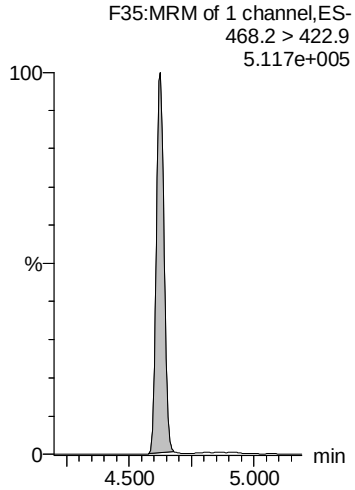


**13C8-PFOS**

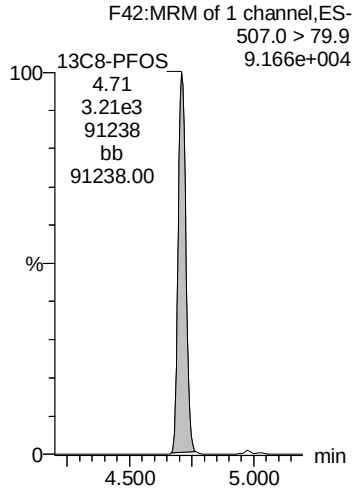


**13C8-PFOS**

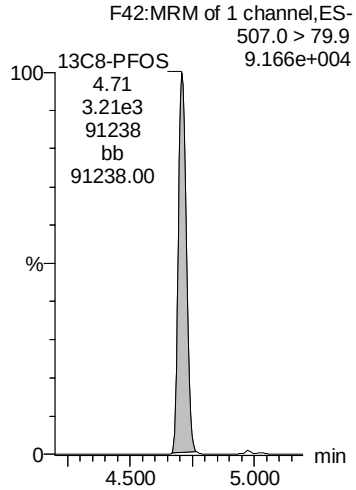

Vista Analytical Laboratory L14

Review: AMR 8/8/2019

Dataset: F:\Projects\PFAS.PRO\Results\190806M1\190806M1-23.qld

Last Altered: Wednesday, August 07, 2019 10:12:26 Pacific Daylight Time
Printed: Wednesday, August 07, 2019 10:17:56 Pacific Daylight Time

**Name: 190806M1_23, Date: 06-Aug-2019, Time: 14:23:35, ID: 1902189-01 SAOA-B03-SO-5-5.5 1.08, Description: SAOA-B03-SO-5-5.5**

**PFDA**

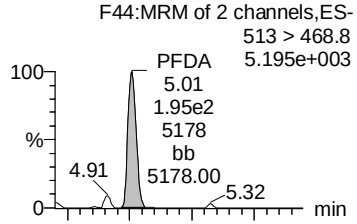


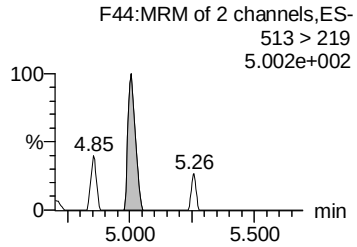


**L-MeFOSAA**

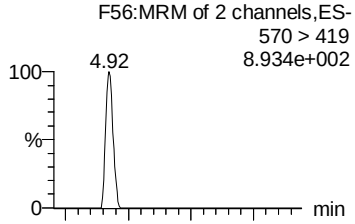


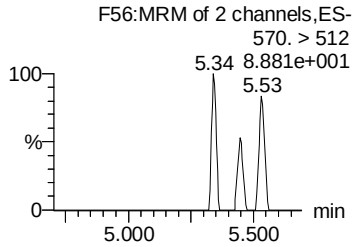


**Total N-MeFOSAA**

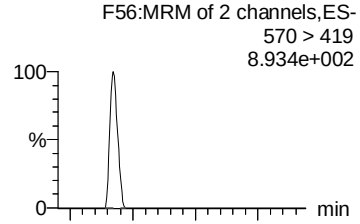


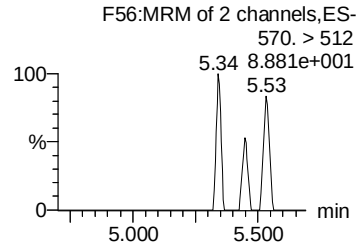


**PFUdA**

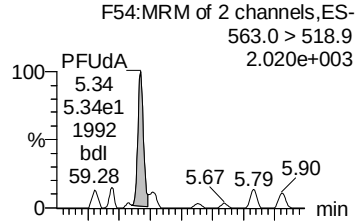


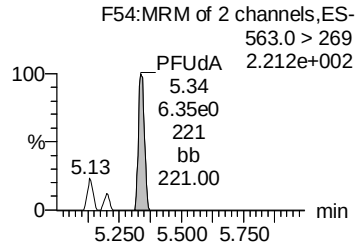


**PFDoA**

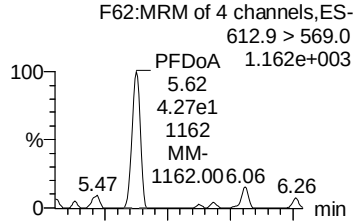


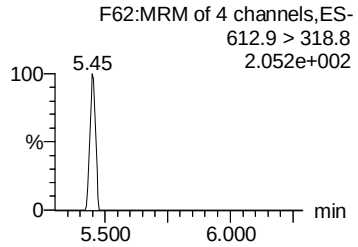


**13C2-PFDA**

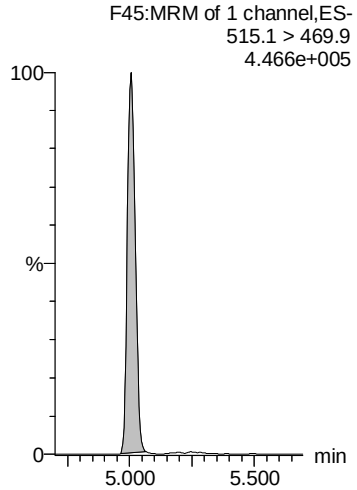


**d3-N-MeFOSAA**

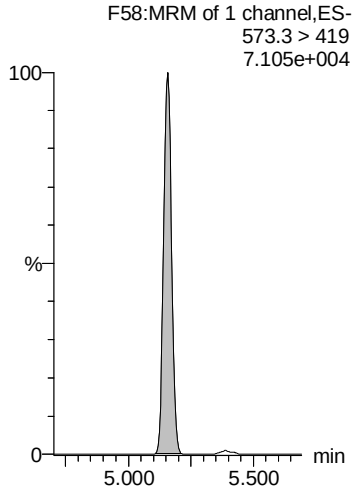


**d3-N-MeFOSAA**

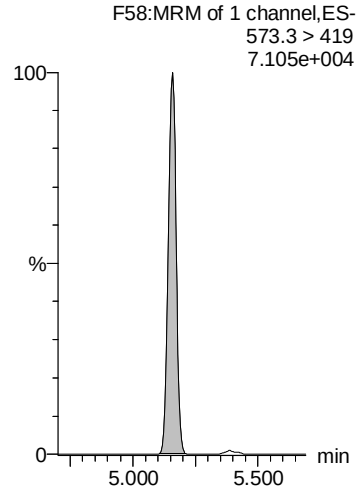


**13C2-PFUdA**

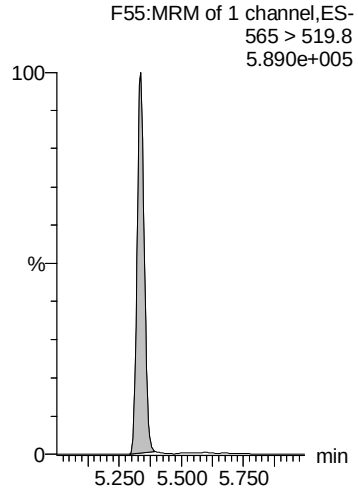


**13C2-PFDoA**

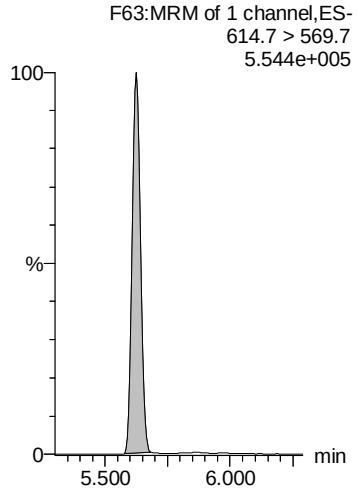


 CGH 8/7/2019

Review: AMR 8/8/2019

Dataset: F:\Projects\PFAS.PRO\Results\190806M1\190806M1-23.qld

Last Altered: Wednesday, August 07, 2019 10:12:26 Pacific Daylight Time
Printed: Wednesday, August 07, 2019 10:17:56 Pacific Daylight Time

**Name: 190806M1_23, Date: 06-Aug-2019, Time: 14:23:35, ID: 1902189-01 SAOA-B03-SO-5-5.5 1.08, Description: SAOA-B03-SO-5-5.5**

**L-EtFOSAA**

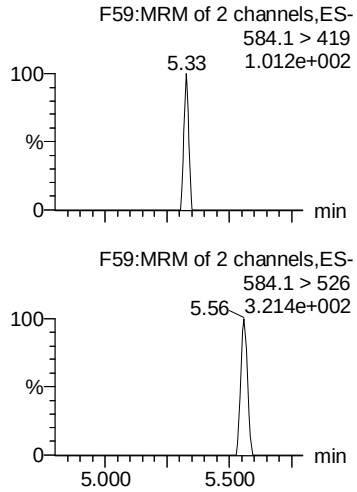


**Total N-EtFOSAA**

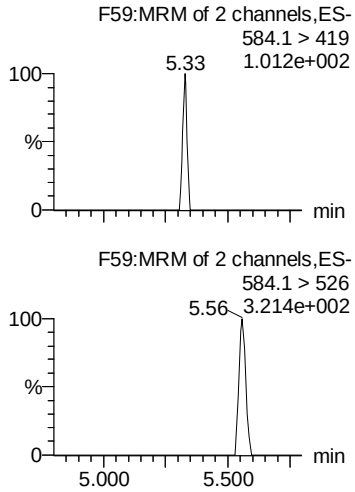


**PFTrDA**

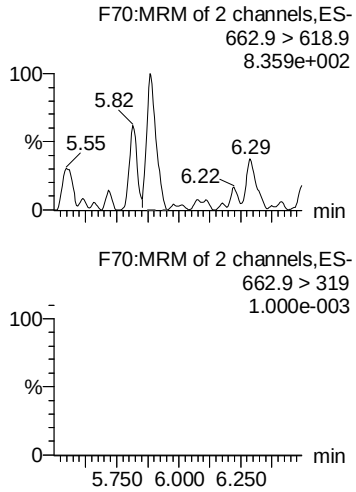


**PFTeDA**

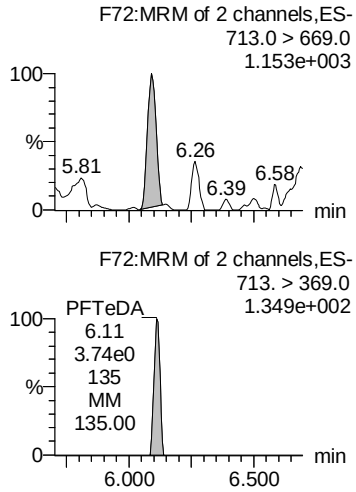


**TDCA**

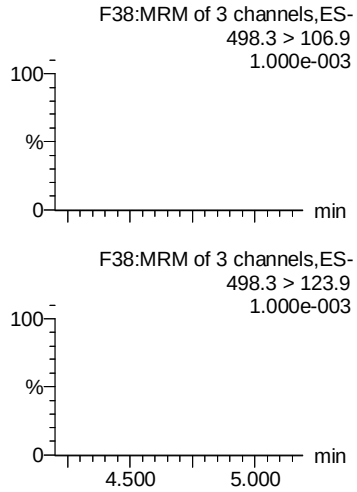


**d5-N-EtFOSAA**

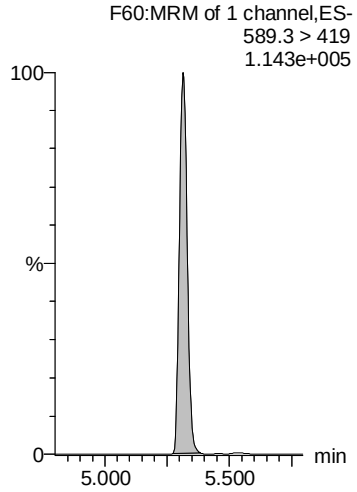


**d5-N-EtFOSAA**

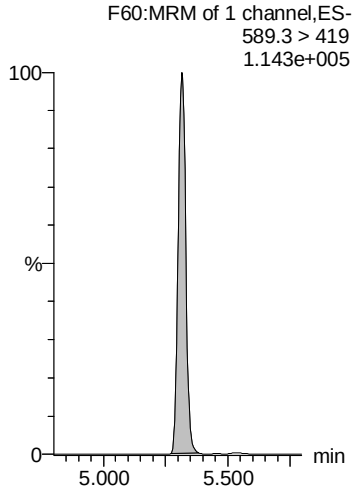


**13C2-PFDoA**

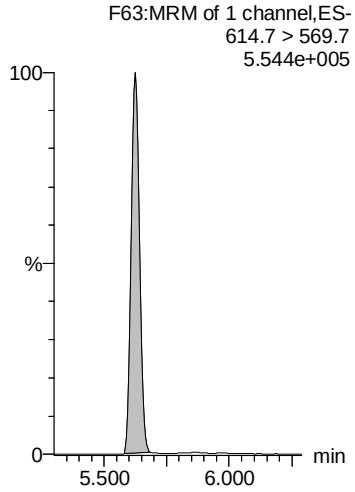


**13C2-PFTeDA**

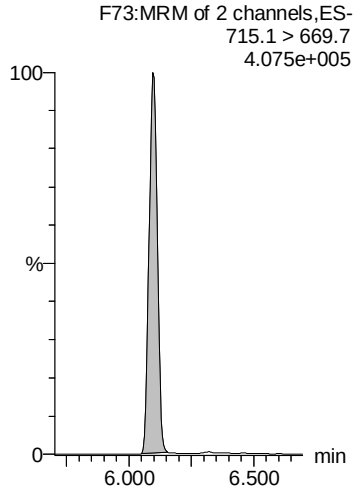


**13C8-PFOS**

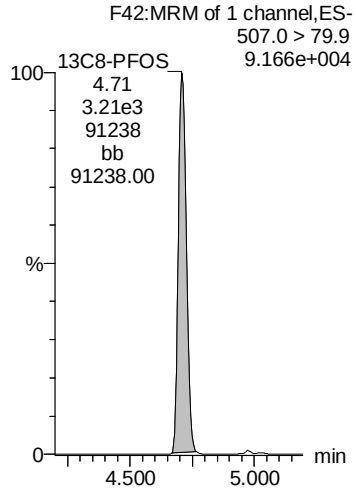




CGH 8/7/2019

Vista Analytical Laboratory L14

Review: AMR 8/8/2019

Dataset: F:\Projects\PFAS.PRO\Results\190806M1\190806M1-23.qld

Last Altered: Wednesday, August 07, 2019 10:12:26 Pacific Daylight Time
Printed: Wednesday, August 07, 2019 10:17:56 Pacific Daylight Time

**Name: 190806M1_23, Date: 06-Aug-2019, Time: 14:23:35, ID: 1902189-01 SAOA-B03-SO-5-5.5 1.08, Description: SAOA-B03-SO-5-5.5**

**13C5-PFHxA**

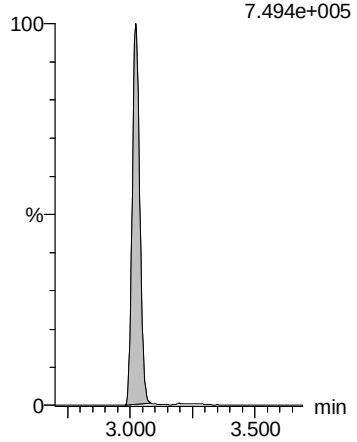


**13C8-PFOA**

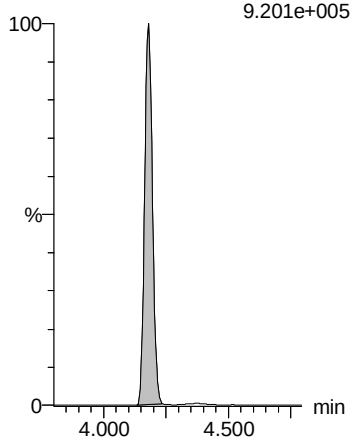


**18O2-PFHxS**

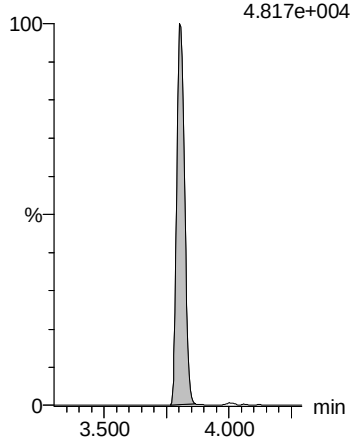


**13C9-PFNA**

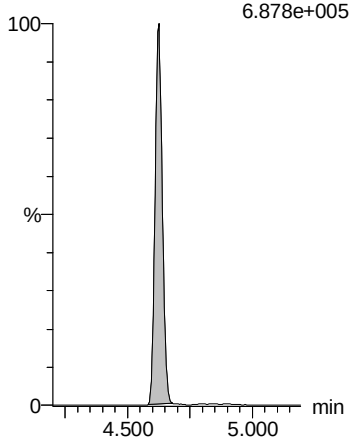


**13C4-PFOS**

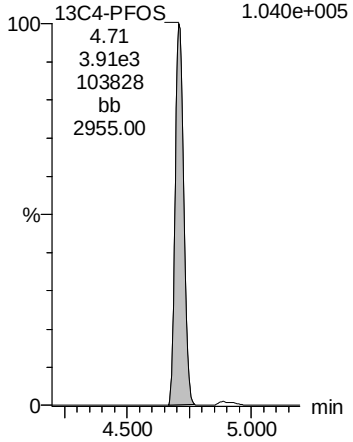


**13C6-PFDA**

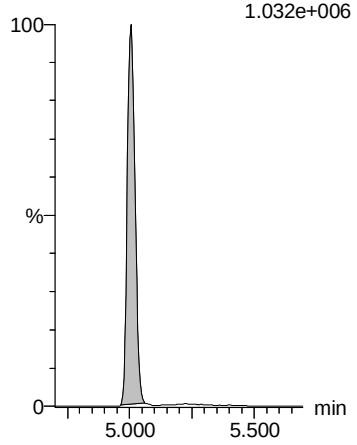


**13C7-PFUdA**

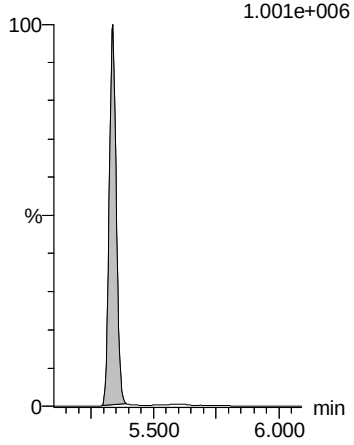



CGH 8/7/2019

Vista Analytical Laboratory L14

Review: AMR 8/8/2019

Dataset: F:\Projects\PFAS.PRO\Results\190806M1\190806M1-24.qld

Last Altered: Wednesday, August 07, 2019 10:27:49 Pacific Daylight Time
Printed: Wednesday, August 07, 2019 10:29:39 Pacific Daylight Time

**Name: 190806M1_24, Date: 06-Aug-2019, Time: 14:34:14, ID: 1902189-02 SAOA-B03-SO-20-20.5 1.21, Description: SAOA-B03-SO-20-20.5**

| | # | Name | Trace | Area | IS Area | wt/vol | RRF Mean | Pred.RT | RT | Response | Conc. | %Rec | Ion Ratio | Ratio Out? |
|---|---|---|---|---|---|---|---|---|---|---|---|---|---|---|
| 1 | 5 | PFBS | 299.0 > 79.7 | 3.13e1 | 1.41e3 | 1.01 | | 2.52 | 2.52 | 0.278 | 0.1621 | | 2.539 | NO |
| 2 | 7 | PFHxA | 313.0 > 269.0 | 6.53e3 | 8.25e3 | 1.01 | | 3.02 | 3.02 | 3.96 | 4.7139 | | 16.445 | NO |
| 3 | 11 | PFHpA | 363.0 > 318.9 | 4.97e2 | 1.16e4 | 1.01 | | 3.65 | 3.65 | 0.538 | 0.4296 | | 10.130 | NO |
| 4 | 13 | L-PFHxS | 398.9 > 79.6 | 4.55e2 | 3.34e3 | 1.01 | | 3.80 | 3.81 | 1.71 | 1.9778 | | 2.227 | NO |
| 5 | 80 | Total PFHxS | 398.9 > 79.6 | 4.55e2 | 3.34e3 | 1.01 | | 3.83 | | 1.71 | 1.9778 | | | |
| 6 | 49 | 13C3-PFBS | 302.0 > 98.8 | 1.41e3 | 1.72e3 | 1.01 | 1.102 | 2.52 | 2.52 | 10.3 | 9.1808 | 74.5 | | |
| 7 | 52 | 13C2-PFHxA | 315.0 > 270.0 | 8.25e3 | 2.38e4 | 1.01 | 0.988 | 3.02 | 3.02 | 4.32 | 4.3136 | 87.5 | | |
| 8 | 53 | 13C4-PFHpA | 367.2 > 321.8 | 1.16e4 | 2.38e4 | 1.01 | 0.485 | 3.65 | 3.65 | 6.05 | 12.3136 | 99.9 | | |
| 9 | 54 | 13C3-PFHxS | 401.8 > 79.9 | 3.34e3 | 1.72e3 | 1.01 | 2.211 | 3.80 | 3.80 | 24.2 | 10.8096 | 87.7 | | |
| 10 | 54 | 13C3-PFHxS | 401.8 > 79.9 | 3.34e3 | 1.72e3 | 1.01 | 2.211 | 3.80 | 3.80 | 24.2 | 10.8096 | 87.7 | | |
| 11 | -1 | | | | | | | | | | | | | |
| 12 | 16 | L-PFOA | 412.8 > 368.9 | 8.15e3 | 1.94e4 | 1.01 | | 4.18 | 4.18 | 5.25 | 3.7401 | | 3.688 | NO |
| 13 | 81 | Total PFOA | 412.8 > 368.9 | 8.15e3 | 1.94e4 | 1.01 | | 4.21 | | 5.25 | 3.7401 | | | |
| 14 | 21 | PFNA | 463.0 > 418.8 | 3.66e1 | 1.89e4 | 1.01 | | 4.62 | 4.63 | 0.0243 | 0.0052 | | 2.259 | NO |
| 15 | 23 | L-PFOS | 498.9 > 79.9 | 5.16e2 | 3.48e3 | 1.01 | | 4.71 | 4.71 | 1.85 | 1.7256 | | 2.214 | NO |
| 16 | 82 | Total PFOS | 498.9 > 79.9 | 5.16e2 | 3.48e3 | 1.01 | | 4.74 | | 1.85 | 1.7256 | | | |
| 17 | 58 | 13C2-PFOA | 414.9 > 369.7 | 1.94e4 | 3.07e4 | 1.01 | 0.714 | 4.18 | 4.18 | 7.91 | 10.9186 | 88.6 | | |
| 18 | 58 | 13C2-PFOA | 414.9 > 369.7 | 1.94e4 | 3.07e4 | 1.01 | 0.714 | 4.18 | 4.18 | 7.91 | 10.9186 | 88.6 | | |
| 19 | 56 | 13C5-PFNA | 468.2 > 422.9 | 1.89e4 | 2.37e4 | 1.01 | 1.014 | 4.62 | 4.62 | 9.94 | 9.6673 | 78.4 | | |
| 20 | 59 | 13C8-PFOS | 507.0 > 79.9 | 3.48e3 | 4.16e3 | 1.01 | 0.990 | 4.71 | 4.71 | 10.5 | 10.4284 | 84.6 | | |
| 21 | 59 | 13C8-PFOS | 507.0 > 79.9 | 3.48e3 | 4.16e3 | 1.01 | 0.990 | 4.71 | 4.71 | 10.5 | 10.4284 | 84.6 | | |
| 22 | -1 | | | | | | | | | | | | | |
| 23 | 26 | PFDA | 513 > 468.8 | | 1.69e4 | 1.01 | | 5.01 | | | | | | |
| 24 | 29 | L-MeFOSAA | 570 > 419 | | 2.69e3 | 1.01 | | 5.16 | | | | | | |
| 25 | 83 | Total N-MeFOSAA | 570. > 419 | 0.00e0 | 2.69e3 | 1.01 | | 5.19 | | 0.000 | | | | |
| 26 | 33 | PFUdA | 563.0 > 518.9 | 5.51e1 | 2.07e4 | 1.01 | | 5.33 | 5.34 | 0.0332 | | | 4.519 | YES |
| 27 | 37 | PFDoA | 612.9 > 569.0 | | 2.03e4 | 1.01 | | 5.62 | | | | | | |
| 28 | 60 | 13C2-PFDA | 515.1 > 469.9 | 1.69e4 | 3.87e4 | 1.01 | 0.782 | 5.01 | 5.01 | 5.46 | 6.8843 | 55.9 | | |
| 29 | 62 | d3-N-MeFOSAA | 573.3 > 419 | 2.69e3 | 3.45e4 | 1.01 | 0.154 | 5.16 | 5.16 | 0.975 | 6.2376 | 50.6 | | |
| 30 | 62 | d3-N-MeFOSAA | 573.3 > 419 | 2.69e3 | 3.45e4 | 1.01 | 0.154 | 5.16 | 5.16 | 0.975 | 6.2376 | 50.6 | | |
| 31 | 63 | 13C2-PFUdA | 565 > 519.8 | 2.07e4 | 3.45e4 | 1.01 | 1.019 | 5.34 | 5.33 | 7.51 | 7.2668 | 59.0 | | |
| 32 | 65 | 13C2-PFDoA | 614.7 > 569.7 | 2.03e4 | 3.87e4 | 1.01 | 1.097 | 5.62 | 5.62 | 6.55 | 5.8841 | 47.7 | | |
| 33 | -1 | | | | | | | | | | | | | |
| 34 | 31 | L-EtFOSAA | 584.1 > 419 | | 4.09e3 | 1.01 | | 5.31 | | | | | | |
| 35 | 84 | Total N-EtFOSAA | 584.1 > 419 | 0.00e0 | 4.09e3 | 1.01 | | 5.33 | | 0.000 | | | | |
| 36 | 39 | PFTrDA | 662.9 > 618.9 | | 2.03e4 | 1.01 | | 5.88 | | | | | | |


CGH 8/7/2019

Vista Analytical Laboratory L14

Review: AMR 8/8/2019

Dataset: F:\Projects\PFAS.PRO\Results\190806M1\190806M1-24.qld

Last Altered: Wednesday, August 07, 2019 10:27:49 Pacific Daylight Time
Printed: Wednesday, August 07, 2019 10:29:39 Pacific Daylight Time

**Name: 190806M1_24, Date: 06-Aug-2019, Time: 14:34:14, ID: 1902189-02 SAOA-B03-SO-20-20.5 1.21, Description: SAOA-B03-SO-20-20.5**

| | # | Name | Trace | Area | IS Area | wt/vol | RRF Mean | Pred.RT | RT | Response | Conc. | %Rec | Ion Ratio | Ratio Out? |
|---|---|---|---|---|---|---|---|---|---|---|---|---|---|---|
| 37 | 41 | PFTeDA | 713.0 > 669.0 | | 1.65e4 | 1.01 | | 6.09 | | | | | | |
| 38 | 85 | TDCA | 498.3>106.9 | | | 1.01 | | 5.45 | | | | | | |
| 39 | 64 | d5-N-EtFOSAA | 589.3 > 419 | 4.09e3 | 3.45e4 | 1.01 | 0.196 | 5.31 | 5.31 | 1.48 | 7.4608 | 60.5 | | |
| 40 | 64 | d5-N-EtFOSAA | 589.3 > 419 | 4.09e3 | 3.45e4 | 1.01 | 0.196 | 5.31 | 5.31 | 1.48 | 7.4608 | 60.5 | | |
| 41 | 65 | 13C2-PFDoA | 614.7 > 569.7 | 2.03e4 | 3.87e4 | 1.01 | 1.097 | 5.62 | 5.62 | 6.55 | 5.8841 | 47.7 | | |
| 42 | 67 | 13C2-PFTeDA | 715.1 > 669.7 | 1.65e4 | 3.45e4 | 1.01 | 0.685 | 6.10 | 6.09 | 6.00 | 8.6346 | 70.1 | | |
| 43 | 59 | 13C8-PFOS | 507.0 > 79.9 | 3.48e3 | 4.16e3 | 1.01 | 0.990 | 4.71 | 4.71 | 10.5 | 10.4284 | 84.6 | | |
| 44 | -1 | | | | | | | | | | | | | |
| 45 | 73 | 13C5-PFHxA | 318.0 > 272.9 | 2.38e4 | 2.38e4 | 1.01 | 1.000 | 3.02 | 3.02 | 12.5 | 12.3242 | 100.0 | | |
| 46 | 75 | 13C8-PFOA | 420.9 > 376.0 | 3.07e4 | 3.07e4 | 1.01 | 1.000 | 4.18 | 4.18 | 12.5 | 12.3242 | 100.0 | | |
| 47 | 74 | 18O2-PFHxS | 403.0 > 102.6 | 1.72e3 | 1.72e3 | 1.01 | 1.000 | 3.80 | 3.80 | 12.5 | 12.3242 | 100.0 | | |
| 48 | 76 | 13C9-PFNA | 472.2 > 426.9 | 2.37e4 | 2.37e4 | 1.01 | 1.000 | 4.62 | 4.62 | 12.5 | 12.3242 | 100.0 | | |
| 49 | 77 | 13C4-PFOS | 503 > 79.9 | 4.16e3 | 4.16e3 | 1.01 | 1.000 | 4.71 | 4.71 | 12.5 | 12.3242 | 100.0 | | |
| 50 | 78 | 13C6-PFDA | 519.1 > 473.7 | 3.87e4 | 3.87e4 | 1.01 | 1.000 | 5.01 | 5.01 | 12.5 | 12.3242 | 100.0 | | |
| 51 | 79 | 13C7-PFUdA | 570.1 > 524.8 | 3.45e4 | 3.45e4 | 1.01 | 1.000 | 5.34 | 5.33 | 12.5 | 12.3242 | 100.0 | | |


CGH 8/7/2019

Vista Analytical Laboratory L14

Review: AMR 8/8/2019

Dataset: F:\Projects\PFAS.PRO\Results\190806M1\190806M1-24.qld

Last Altered: Wednesday, August 07, 2019 10:27:49 Pacific Daylight Time
Printed: Wednesday, August 07, 2019 10:29:39 Pacific Daylight Time

**Method: F:\Projects\PFAS.PRO\MethDB\PFAS_FULL_80C_080619.mdb 06 Aug 2019 13:58:16**
**Calibration: F:\Projects\PFAS.PRO\CurveDB\C18_VAL-PFAS_Q4_08-06-19.cdb 06 Aug 2019 14:25:35**

**Name: 190806M1_24, Date: 06-Aug-2019, Time: 14:34:14, ID: 1902189-02 SAOA-B03-SO-20-20.5 1.21, Description: SAOA-B03-SO-20-20.5**

**PFBS**

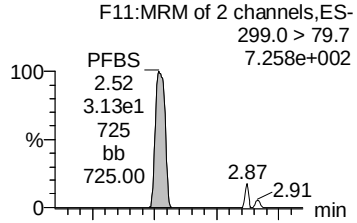


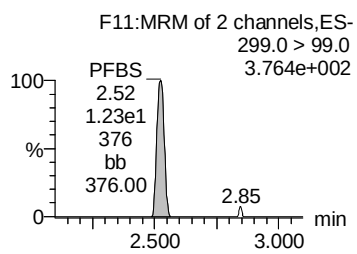


**PFHxA**

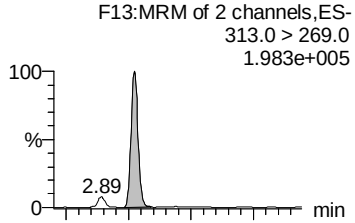


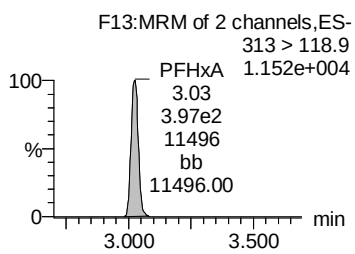


**PFHpA**

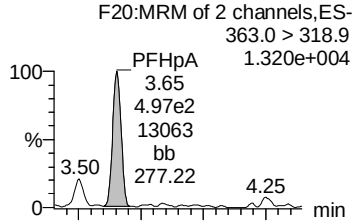


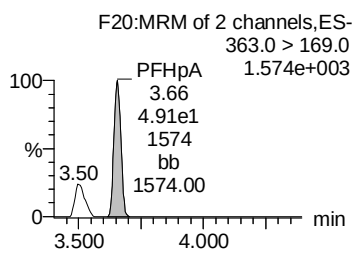


**L-PFHxS**

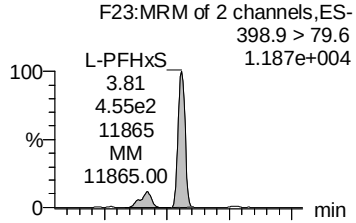


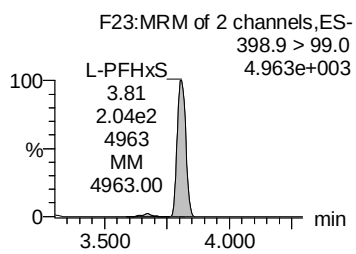


**Total PFHxS**

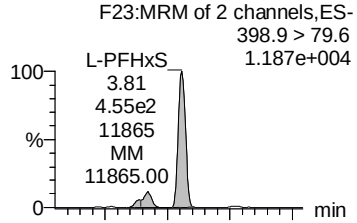


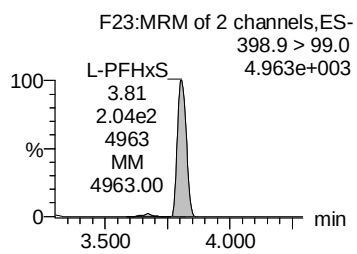


**13C3-PFBS**

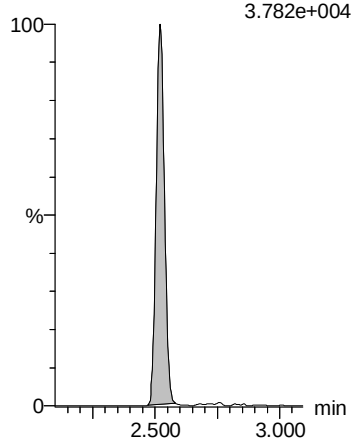


**13C2-PFHxA**

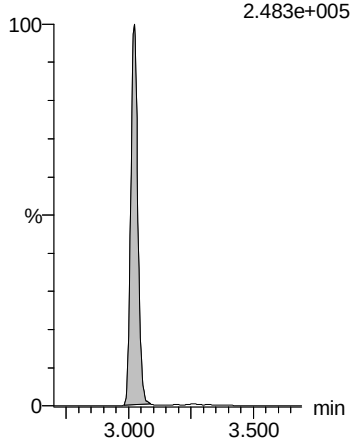


**13C4-PFHpA**

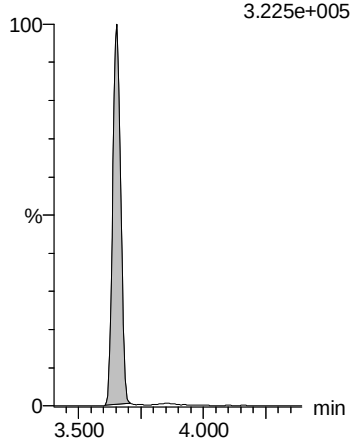


**13C3-PFHxS**

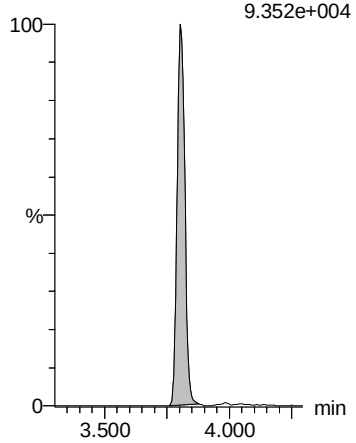


**13C3-PFHxS**

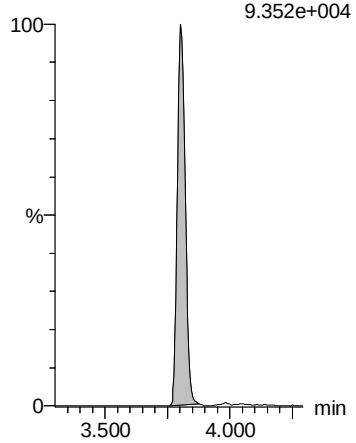



CGH 8/7/2019

Vista Analytical Laboratory L14

Review: AMR 8/8/2019

Dataset: F:\Projects\PFAS.PRO\Results\190806M1\190806M1-24.qld

Last Altered: Wednesday, August 07, 2019 10:27:49 Pacific Daylight Time
Printed: Wednesday, August 07, 2019 10:29:39 Pacific Daylight Time

**Name: 190806M1_24, Date: 06-Aug-2019, Time: 14:34:14, ID: 1902189-02 SAOA-B03-SO-20-20.5 1.21, Description: SAOA-B03-SO-20-20.5**

**L-PFOA**

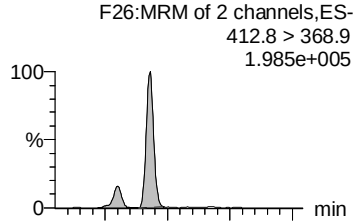


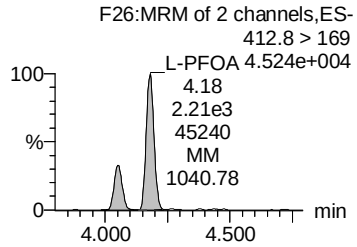


**Total PFOA**

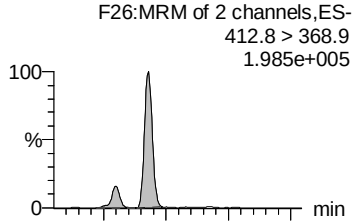


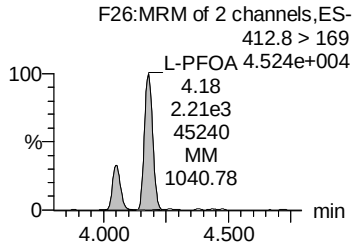


**PFNA**

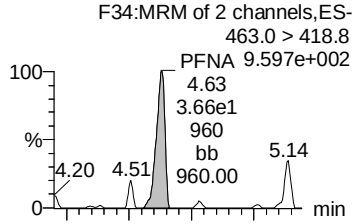


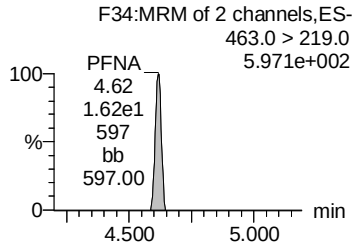


**L-PFOS**

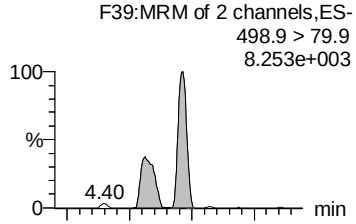


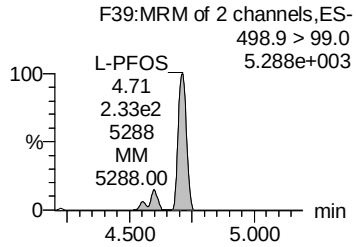


**Total PFOS**

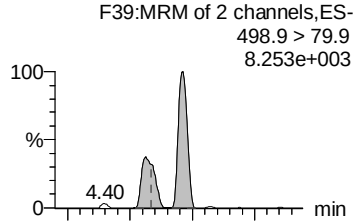


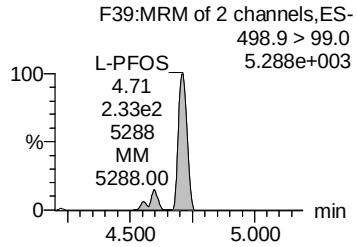


**13C2-PFOA**

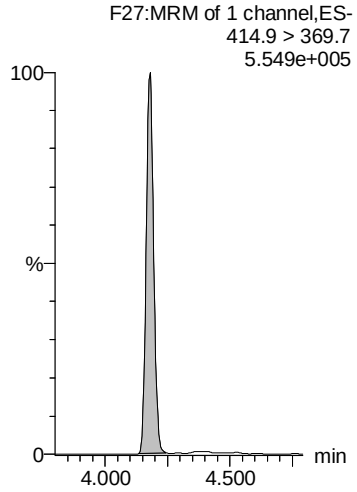


**13C2-PFOA**

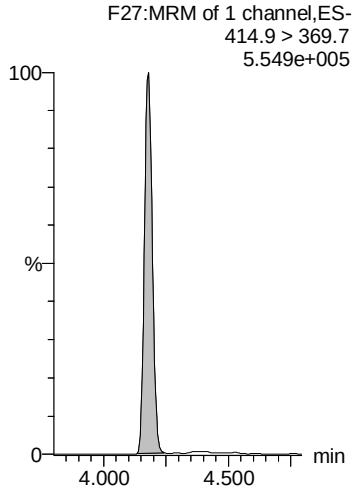


**13C5-PFNA**

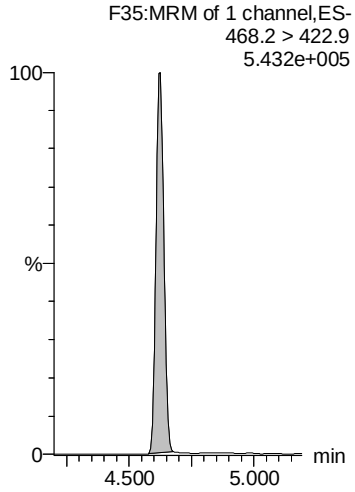


**13C8-PFOS**

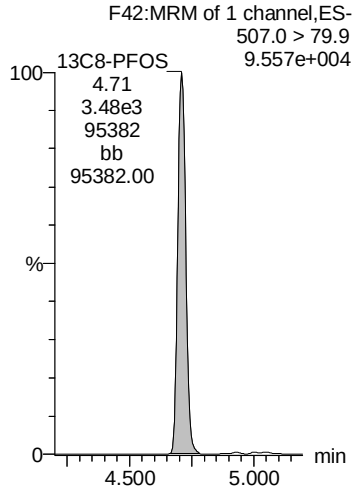


**13C8-PFOS**

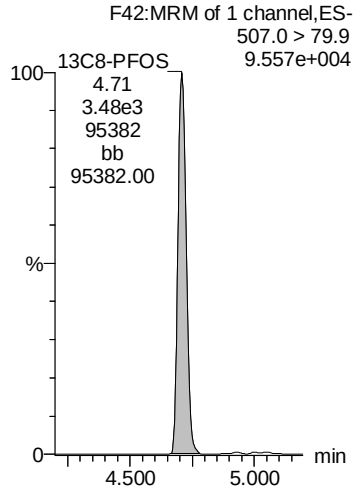



CGH 8/7/2019

Vista Analytical Laboratory L14

Review: AMR 8/8/2019

Dataset: F:\Projects\PFAS.PRO\Results\190806M1\190806M1-24.qld

Last Altered: Wednesday, August 07, 2019 10:27:49 Pacific Daylight Time
Printed: Wednesday, August 07, 2019 10:29:39 Pacific Daylight Time

**Name: 190806M1_24, Date: 06-Aug-2019, Time: 14:34:14, ID: 1902189-02 SAOA-B03-SO-20-20.5 1.21, Description: SAOA-B03-SO-20-20.5**

**PFDA**

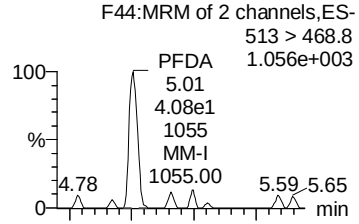


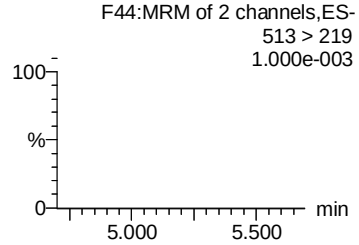


**L-MeFOSAA**

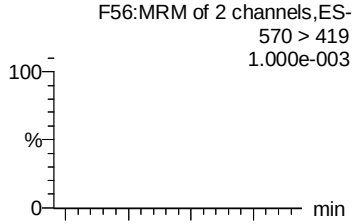


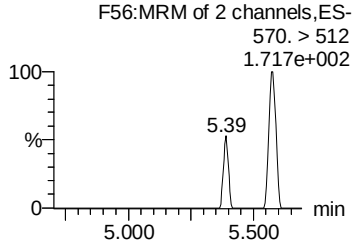


**Total N-MeFOSAA**

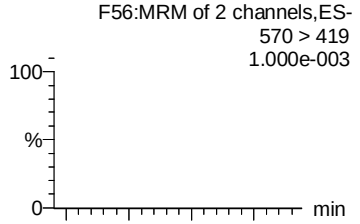


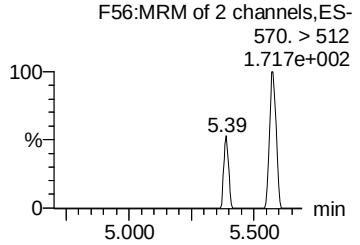


**PFUdA**

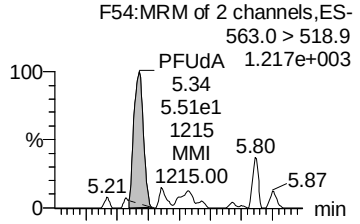


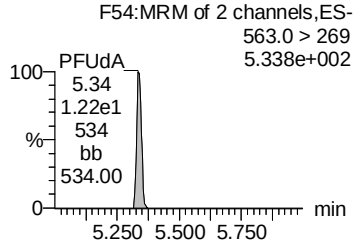


**PFDoA**

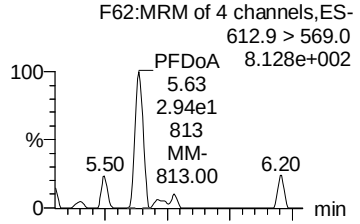


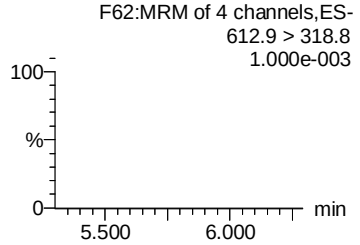


**13C2-PFDA**

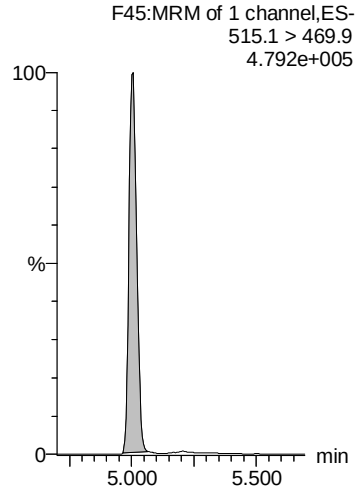


**d3-N-MeFOSAA**

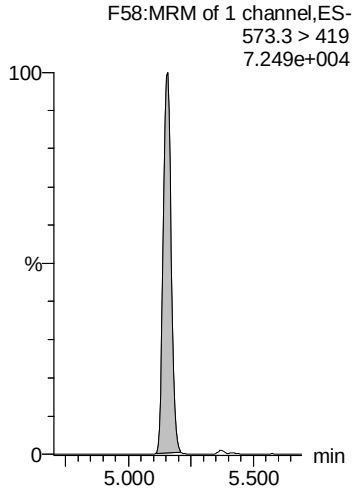


**d3-N-MeFOSAA**

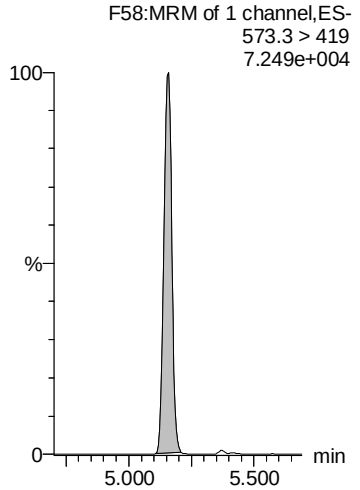


**13C2-PFUdA**

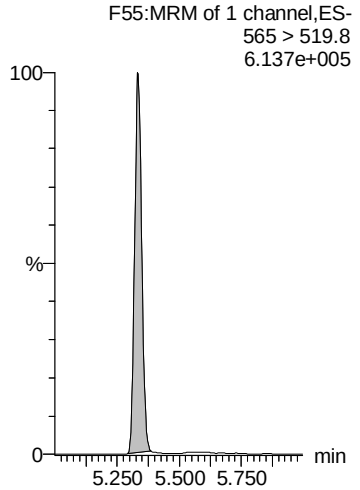


**13C2-PFDoA**

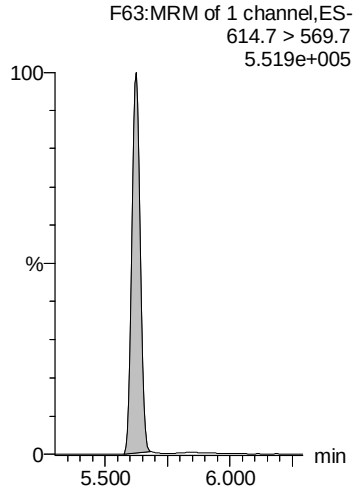



CGH 8/7/2019

Vista Analytical Laboratory L14

Review: AMR 8/8/2019

Dataset: F:\Projects\PFAS.PRO\Results\190806M1\190806M1-24.qld

Last Altered: Wednesday, August 07, 2019 10:27:49 Pacific Daylight Time
Printed: Wednesday, August 07, 2019 10:29:39 Pacific Daylight Time

**Name: 190806M1_24, Date: 06-Aug-2019, Time: 14:34:14, ID: 1902189-02 SAOA-B03-SO-20-20.5 1.21, Description: SAOA-B03-SO-20-20.5**

**L-EtFOSAA**

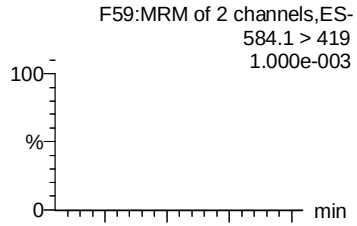


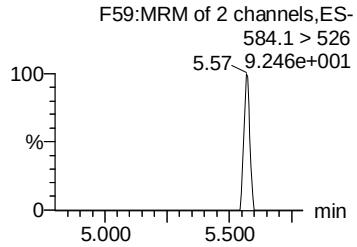


**Total N-EtFOSAA**

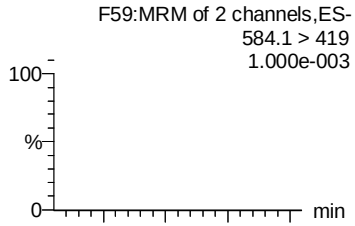


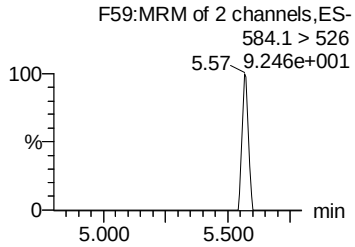


**PFTrDA**

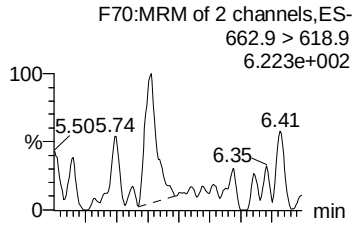


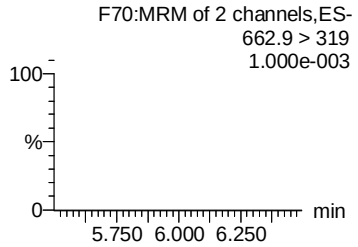


**PFTeDA**

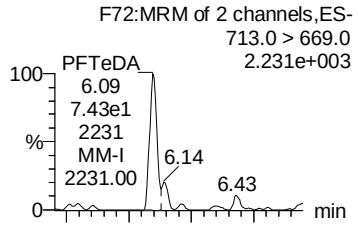


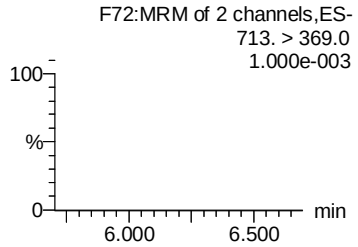


**TDCA**

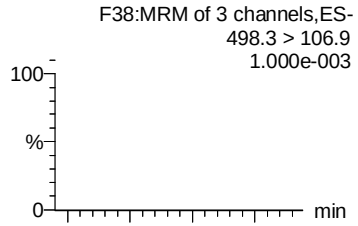


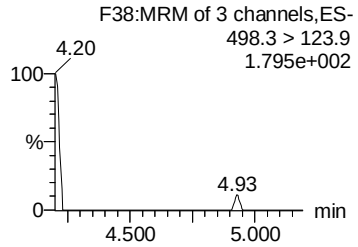


**d5-N-EtFOSAA**

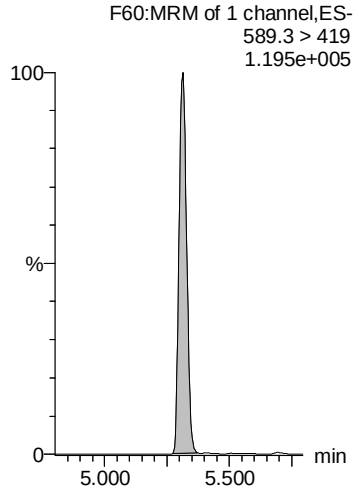


**d5-N-EtFOSAA**

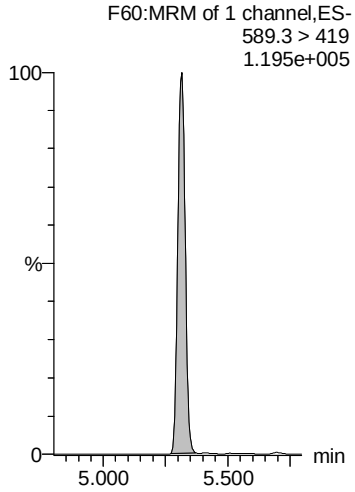


**13C2-PFDoA**

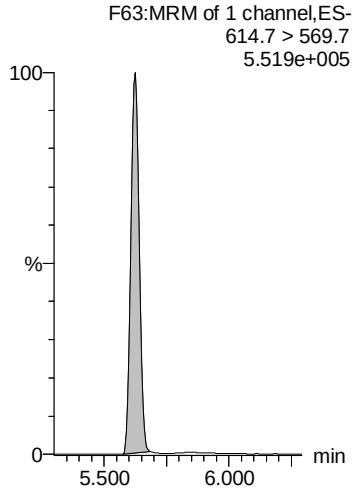


**13C2-PFTeDA**

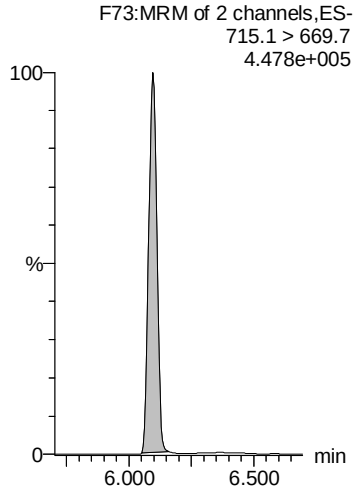


**13C8-PFOS**

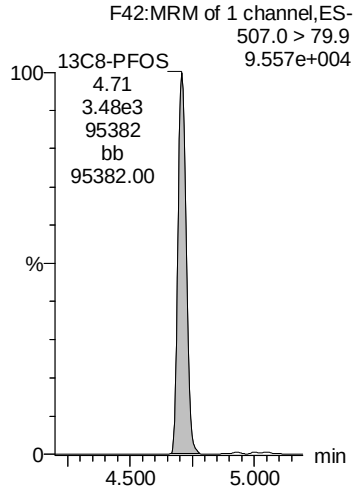


 CGH 8/7/2019

Vista Analytical Laboratory L14

Review: AMR 8/8/2019

Dataset: F:\Projects\PFAS.PRO\Results\190806M1\190806M1-24.qld

Last Altered: Wednesday, August 07, 2019 10:27:49 Pacific Daylight Time
Printed: Wednesday, August 07, 2019 10:29:39 Pacific Daylight Time

**Name: 190806M1_24, Date: 06-Aug-2019, Time: 14:34:14, ID: 1902189-02 SAOA-B03-SO-20-20.5 1.21, Description: SAOA-B03-SO-20-20.5**

**13C5-PFHxA**

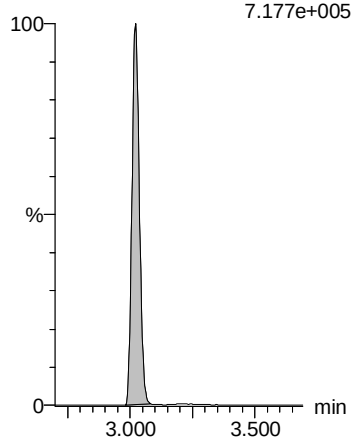


**13C8-PFOA**

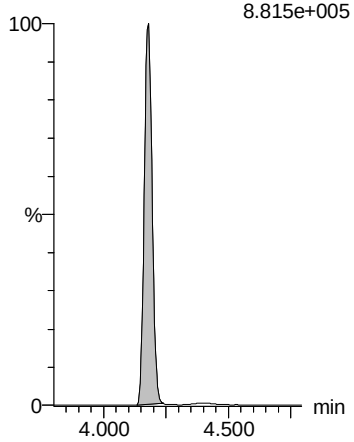


**18O2-PFHxS**

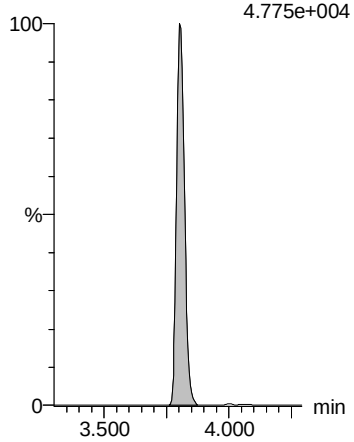


**13C9-PFNA**

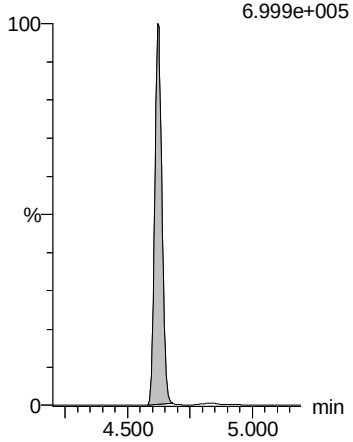


**13C4-PFOS**

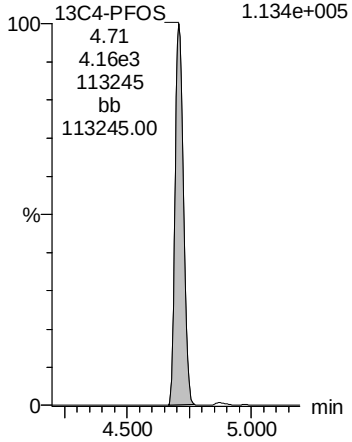


**13C6-PFDA**

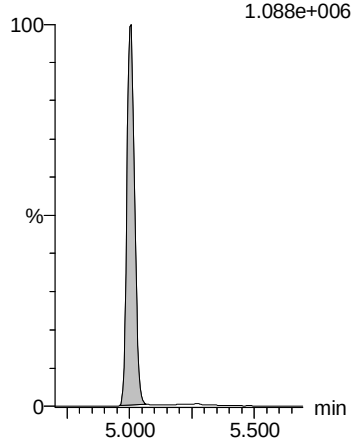


**13C7-PFUdA**

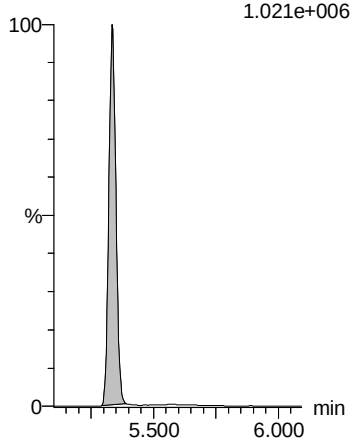



CGH 8/7/2019

Vista Analytical Laboratory L14

Review: AMR 8/8/2019

Dataset: F:\Projects\PFAS.PRO\Results\190805M1\190508M1-30..qld

Last Altered: Wednesday, August 07, 2019 10:52:15 Pacific Daylight Time
Printed: Wednesday, August 07, 2019 10:53:23 Pacific Daylight Time

**Name: 190805M1_30, Date: 05-Aug-2019, Time: 15:36:27, ID: 1902189-03 SAOA-B03-SO-56-56.5 1.18, Description: SAOA-B03-SO-56-56.5**

| | # | Name | Trace | Area | IS Area | wt/vol | RRF Mean | Pred.RT | RT | Response | Conc. | %Rec | Ion Ratio | Ratio Out? |
|---|---|---|---|---|---|---|---|---|---|---|---|---|---|---|
| 1 | 5 | PFBS | 299.0 > 79.7 | 3.33e0 | 6.27e2 | 1.00 | | 2.51 | 2.51 | 0.0664 | 0.1161 | | 0.821 | YES |
| 2 | 7 | PFHxA | 313.0 > 269.0 | 4.44e2 | 3.08e3 | 1.00 | | 3.01 | 3.01 | 0.720 | 0.6602 | | 14.616 | NO |
| 3 | 11 | PFHpA | 363.0 > 318.9 | 2.82e1 | 3.82e3 | 1.00 | | 3.64 | 3.63 | 0.0923 | 0.1612 | | 8.040 | YES |
| 4 | 13 | L-PFHxS | 398.9 > 79.6 | 2.52e1 | 1.68e3 | 1.00 | | 3.79 | 3.80 | 0.187 | 0.2002 | | 9.438 | YES |
| 5 | 80 | Total PFHxS | 398.9 > 79.6 | 2.52e1 | 1.68e3 | 1.00 | | 3.83 | | 0.187 | 0.2002 | | | |
| 6 | 49 | 13C3-PFBS | 302.0 > 98.8 | 6.27e2 | 8.76e2 | 1.00 | 1.062 | 2.50 | 2.51 | 8.95 | 8.4194 | 67.4 | | |
| 7 | 52 | 13C2-PFHxA | 315.0 > 270.0 | 3.08e3 | 1.12e4 | 1.00 | 0.810 | 3.00 | 3.01 | 3.43 | 4.2339 | 84.7 | | |
| 8 | 53 | 13C4-PFHpA | 367.2 > 321.8 | 3.82e3 | 1.12e4 | 1.00 | 0.378 | 3.63 | 3.64 | 4.26 | 11.2545 | 90.1 | | |
| 9 | 54 | 13C3-PFHxS | 401.8 > 79.9 | 1.68e3 | 8.76e2 | 1.00 | 2.294 | 3.79 | 3.79 | 24.0 | 10.4544 | 83.7 | | |
| 10 | 54 | 13C3-PFHxS | 401.8 > 79.9 | 1.68e3 | 8.76e2 | 1.00 | 2.294 | 3.79 | 3.79 | 24.0 | 10.4544 | 83.7 | | |
| 11 | -1 | | | | | | | | | | | | | |
| 12 | 16 | L-PFOA | 412.8 > 368.9 | 3.50e2 | 8.39e3 | 1.00 | | 4.16 | 4.16 | 0.522 | 0.2638 | | 3.406 | NO |
| 13 | 81 | Total PFOA | 412.8 > 368.9 | 3.50e2 | 8.39e3 | 1.00 | | 4.21 | | 0.522 | 0.2638 | | | |
| 14 | 21 | PFNA | 463.0 > 418.8 | | 7.98e3 | 1.00 | | 4.61 | | | | | | |
| 15 | 23 | L-PFOS | 498.9 > 79.9 | 9.02e0 | 1.63e3 | 1.00 | | 4.69 | 4.71 | 0.0693 | 0.2285 | | 0.482 | YES |
| 16 | 82 | Total PFOS | 498.9 > 79.9 | 9.02e0 | 1.63e3 | 1.00 | | 4.74 | | 0.0693 | 0.2285 | | | |
| 17 | 58 | 13C2-PFOA | 414.9 > 369.7 | 8.39e3 | 1.78e4 | 1.00 | 0.502 | 4.16 | 4.16 | 5.90 | 11.7298 | 93.9 | | |
| 18 | 58 | 13C2-PFOA | 414.9 > 369.7 | 8.39e3 | 1.78e4 | 1.00 | 0.502 | 4.16 | 4.16 | 5.90 | 11.7298 | 93.9 | | |
| 19 | 56 | 13C5-PFNA | 468.2 > 422.9 | 7.98e3 | 1.03e4 | 1.00 | 1.048 | 4.61 | 4.61 | 9.68 | 9.2322 | 73.9 | | |
| 20 | 59 | 13C8-PFOS | 507.0 > 79.9 | 1.63e3 | 1.75e3 | 1.00 | 0.994 | 4.69 | 4.69 | 11.7 | 11.7167 | 93.8 | | |
| 21 | 59 | 13C8-PFOS | 507.0 > 79.9 | 1.63e3 | 1.75e3 | 1.00 | 0.994 | 4.69 | 4.69 | 11.7 | 11.7167 | 93.8 | | |
| 22 | -1 | | | | | | | | | | | | | |
| 23 | 26 | PFDA | 513 > 468.8 | | 6.06e3 | 1.00 | | 4.99 | | | | | | |
| 24 | 29 | L-MeFOSAA | 570 > 419 | | 1.16e3 | 1.00 | | 5.14 | | | | | | |
| 25 | 83 | Total N-MeFOSAA | 570. > 419 | 0.00e0 | 1.16e3 | 1.00 | | 5.19 | | 0.000 | | | | |
| 26 | 33 | PFUdA | 563.0 > 518.9 | | 8.91e3 | 1.00 | | 5.32 | | | | | | |
| 27 | 37 | PFDoA | 612.9 > 569.0 | | 9.20e3 | 1.00 | | 5.60 | | | | | | |
| 28 | 60 | 13C2-PFDA | 515.1 > 469.9 | 6.06e3 | 1.57e4 | 1.00 | 0.710 | 4.98 | 4.99 | 4.82 | 6.7751 | 54.2 | | |
| 29 | 62 | d3-N-MeFOSAA | 573.3 > 419 | 1.16e3 | 1.64e4 | 1.00 | 0.143 | 5.14 | 5.14 | 0.888 | 6.2066 | 49.7 | | |
| 30 | 62 | d3-N-MeFOSAA | 573.3 > 419 | 1.16e3 | 1.64e4 | 1.00 | 0.143 | 5.14 | 5.14 | 0.888 | 6.2066 | 49.7 | | |
| 31 | 63 | 13C2-PFUdA | 565 > 519.8 | 8.91e3 | 1.64e4 | 1.00 | 0.832 | 5.32 | 5.32 | 6.81 | 8.1710 | 65.4 | | |
| 32 | 65 | 13C2-PFDoA | 614.7 > 569.7 | 9.20e3 | 1.57e4 | 1.00 | 1.249 | 5.60 | 5.60 | 7.32 | 5.8560 | 46.9 | | |
| 33 | -1 | | | | | | | | | | | | | |
| 34 | 31 | L-EtFOSAA | 584.1 > 419 | | 1.68e3 | 1.00 | | 5.29 | | | | | | |
| 35 | 84 | Total N-EtFOSAA | 584.1 > 419 | 0.00e0 | 1.68e3 | 1.00 | | 5.33 | | 0.000 | | | | |
| 36 | 39 | PFTrDA | 662.9 > 618.9 | | 9.20e3 | 1.00 | | 5.86 | | | | | | |


CGH 8/7/2019

Vista Analytical Laboratory L14

Review: AMR 8/8/2019

Dataset: F:\Projects\PFAS.PRO\Results\190805M1\190508M1-30..qld

Last Altered: Wednesday, August 07, 2019 10:52:15 Pacific Daylight Time
Printed: Wednesday, August 07, 2019 10:53:23 Pacific Daylight Time

**Name: 190805M1_30, Date: 05-Aug-2019, Time: 15:36:27, ID: 1902189-03 SAOA-B03-SO-56-56.5 1.18, Description: SAOA-B03-SO-56-56.5**

| | # | Name | Trace | Area | IS Area | wt/vol | RRF Mean | Pred.RT | RT | Response | Conc. | %Rec | Ion Ratio | Ratio Out? |
|---|---|---|---|---|---|---|---|---|---|---|---|---|---|---|
| 37 | 41 | PFTeDA | 713.0 > 669.0 | | 5.10e3 | 1.00 | | 6.08 | | | | | | |
| 38 | 85 | TDCA | 498.3>106.9 | | | 1.00 | | 5.45 | | | | | | |
| 39 | 64 | d5-N-EtFOSAA | 589.3 > 419 | 1.68e3 | 1.64e4 | 1.00 | 0.202 | 5.29 | 5.29 | 1.28 | 6.3148 | 50.6 | | |
| 40 | 64 | d5-N-EtFOSAA | 589.3 > 419 | 1.68e3 | 1.64e4 | 1.00 | 0.202 | 5.29 | 5.29 | 1.28 | 6.3148 | 50.6 | | |
| 41 | 65 | 13C2-PFDoA | 614.7 > 569.7 | 9.20e3 | 1.57e4 | 1.00 | 1.249 | 5.60 | 5.60 | 7.32 | 5.8560 | 46.9 | | |
| 42 | 67 | 13C2-PFTeDA | 715.1 > 669.7 | 5.10e3 | 1.64e4 | 1.00 | 0.452 | 6.08 | 6.08 | 3.90 | 8.6150 | 69.0 | | |
| 43 | 59 | 13C8-PFOS | 507.0 > 79.9 | 1.63e3 | 1.75e3 | 1.00 | 0.994 | 4.69 | 4.69 | 11.7 | 11.7167 | 93.8 | | |
| 44 | -1 | | | | | | | | | | | | | |
| 45 | 73 | 13C5-PFHxA | 318.0 > 272.9 | 1.12e4 | 1.12e4 | 1.00 | 1.000 | 3.00 | 3.01 | 12.5 | 12.4908 | 100.0 | | |
| 46 | 75 | 13C8-PFOA | 420.9 > 376.0 | 1.78e4 | 1.78e4 | 1.00 | 1.000 | 4.16 | 4.16 | 12.5 | 12.4908 | 100.0 | | |
| 47 | 74 | 18O2-PFHxS | 403.0 > 102.6 | 8.76e2 | 8.76e2 | 1.00 | 1.000 | 3.79 | 3.79 | 12.5 | 12.4908 | 100.0 | | |
| 48 | 76 | 13C9-PFNA | 472.2 > 426.9 | 1.03e4 | 1.03e4 | 1.00 | 1.000 | 4.61 | 4.61 | 12.5 | 12.4908 | 100.0 | | |
| 49 | 77 | 13C4-PFOS | 503 > 79.9 | 1.75e3 | 1.75e3 | 1.00 | 1.000 | 4.69 | 4.69 | 12.5 | 12.4908 | 100.0 | | |
| 50 | 78 | 13C6-PFDA | 519.1 > 473.7 | 1.57e4 | 1.57e4 | 1.00 | 1.000 | 4.98 | 4.99 | 12.5 | 12.4908 | 100.0 | | |
| 51 | 79 | 13C7-PFUdA | 570.1 > 524.8 | 1.64e4 | 1.64e4 | 1.00 | 1.000 | 5.32 | 5.32 | 12.5 | 12.4908 | 100.0 | | |


CGH 8/7/2019

Vista Analytical Laboratory L14

Review: AMR 8/8/2019

Dataset: F:\Projects\PFAS.PRO\Results\190805M1\190508M1-30..qld

Last Altered: Wednesday, August 07, 2019 10:52:15 Pacific Daylight Time
Printed: Wednesday, August 07, 2019 10:53:23 Pacific Daylight Time

**Method: F:\Projects\PFAS.PRO\MethDB\PFAS_FULL_80C_080519.mdb 05 Aug 2019 14:58:12**
**Calibration: F:\Projects\PFAS.PRO\CurveDB\C18_VAL-PFAS_Q4_08-02-19.cdb 03 Aug 2019 11:02:31**

**Name: 190805M1_30, Date: 05-Aug-2019, Time: 15:36:27, ID: 1902189-03 SAOA-B03-SO-56-56.5 1.18, Description: SAOA-B03-SO-56-56.5**

**PFBS**

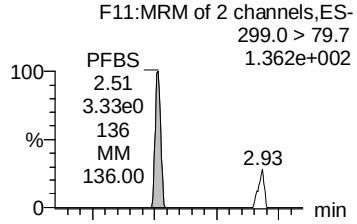


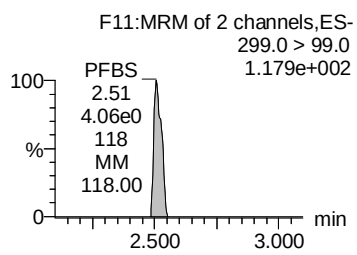


**PFHxA**

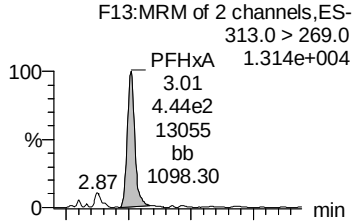


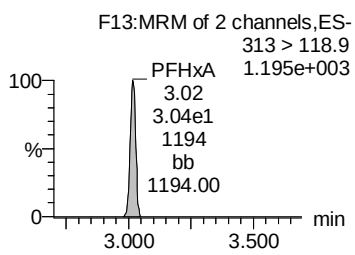


**PFHpA**

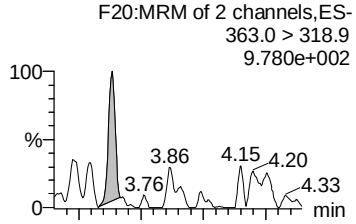


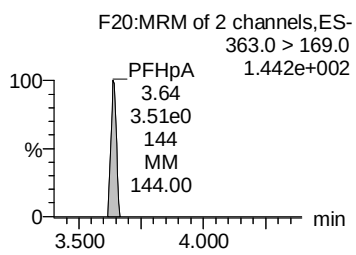


**L-PFHxS**

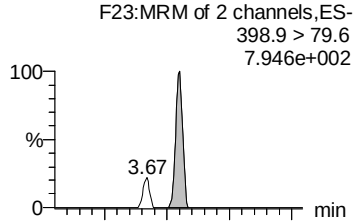


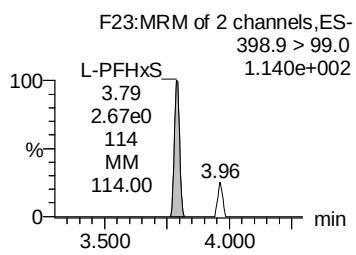


**Total PFHxS**

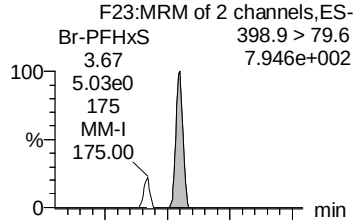


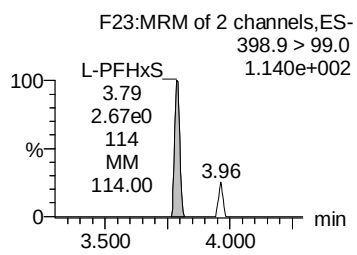


**13C3-PFBS**

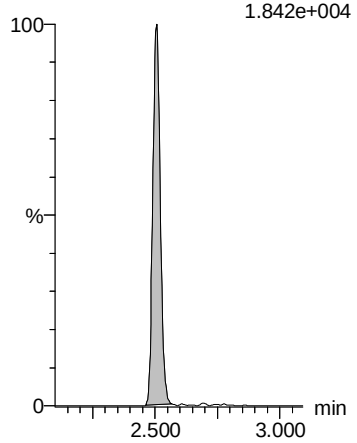


**13C2-PFHxA**

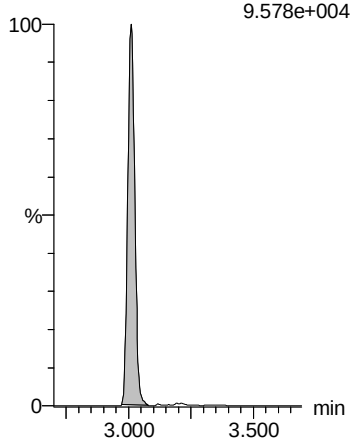


**13C4-PFHpA**

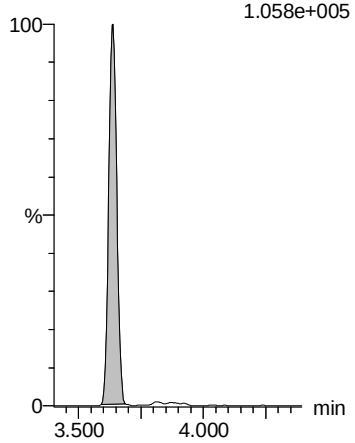


**13C3-PFHxS**

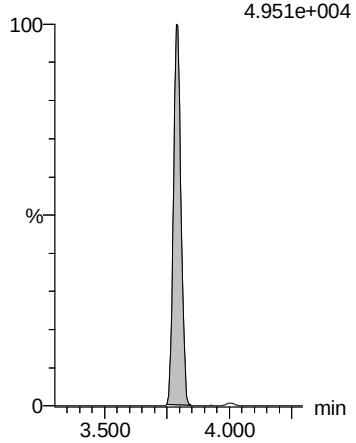


**13C3-PFHxS**

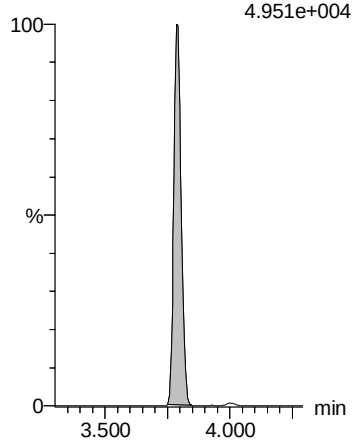


 CGH 8/7/2019

Vista Analytical Laboratory L14

Review: AMR 8/8/2019

Dataset: F:\Projects\PFAS.PRO\Results\190805M1\190508M1-30..qld

Last Altered: Wednesday, August 07, 2019 10:52:15 Pacific Daylight Time
Printed: Wednesday, August 07, 2019 10:53:23 Pacific Daylight Time

**Name: 190805M1_30, Date: 05-Aug-2019, Time: 15:36:27, ID: 1902189-03 SAOA-B03-SO-56-56.5 1.18, Description: SAOA-B03-SO-56-56.5**

**L-PFOA**

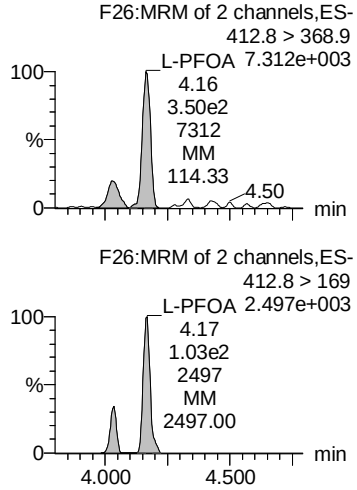


**Total PFOA**

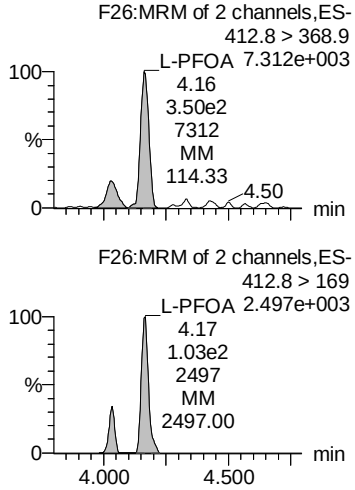


**PFNA**

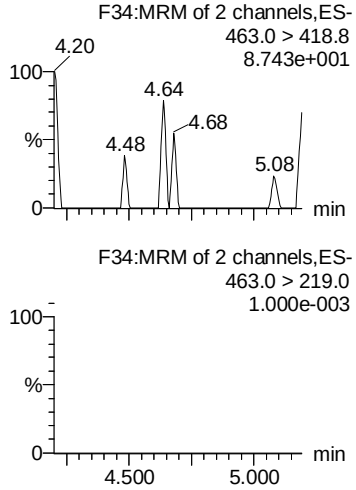


**L-PFOS**

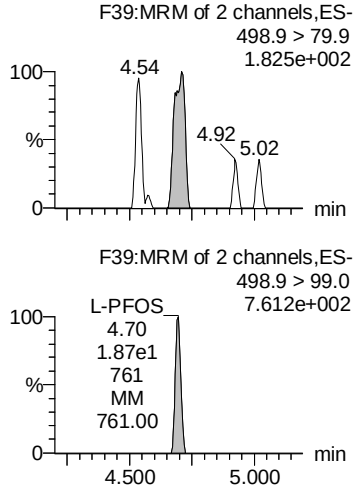


**Total PFOS**

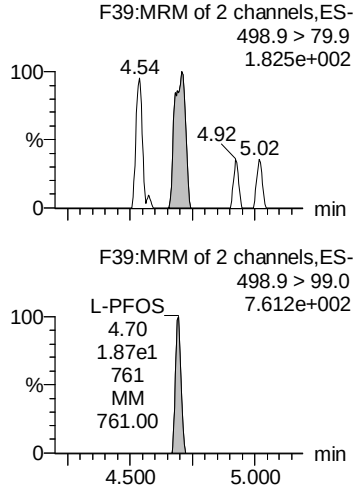


**13C2-PFOA**

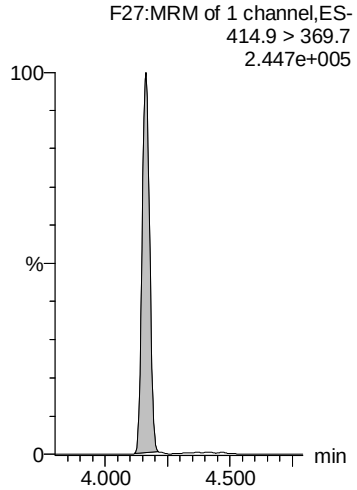


**13C2-PFOA**

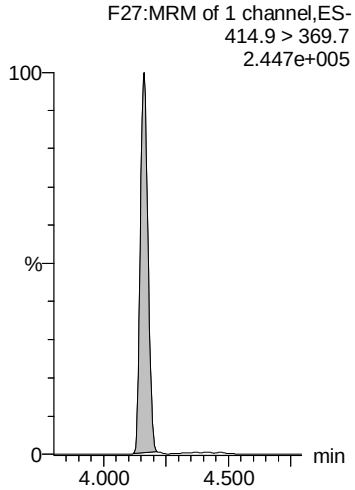


**13C5-PFNA**

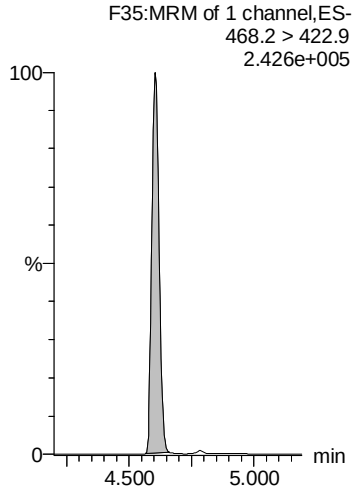


**13C8-PFOS**

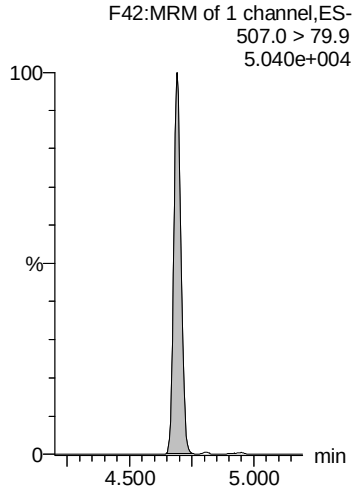


**13C8-PFOS**

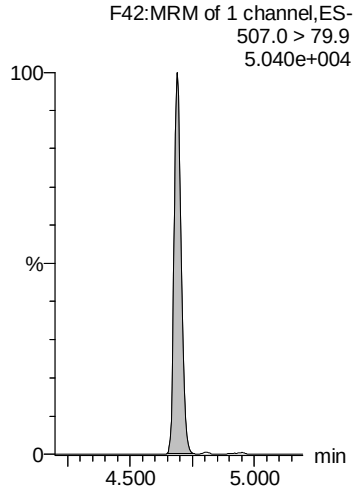


 CGH 8/7/2019

Dataset: F:\Projects\PFAS.PRO\Results\190805M1\190508M1-30..qld

Last Altered: Wednesday, August 07, 2019 10:52:15 Pacific Daylight Time
Printed: Wednesday, August 07, 2019 10:53:23 Pacific Daylight Time

**Name: 190805M1_30, Date: 05-Aug-2019, Time: 15:36:27, ID: 1902189-03 SAOA-B03-SO-56-56.5 1.18, Description: SAOA-B03-SO-56-56.5**

**PFDA**

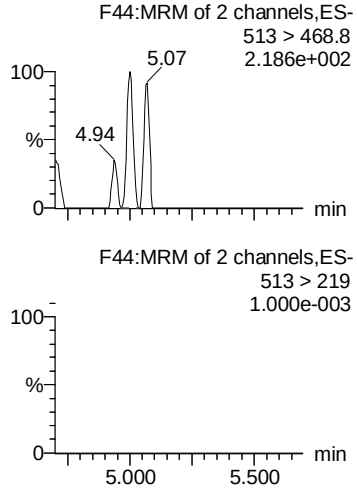





**L-MeFOSAA**

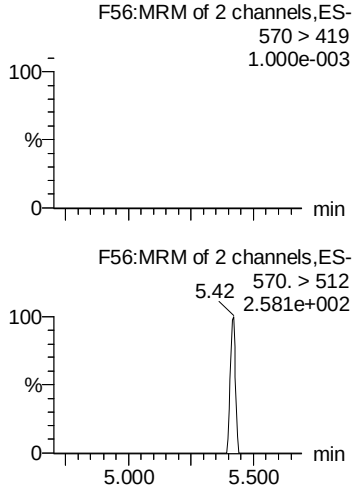





**Total N-MeFOSAA**

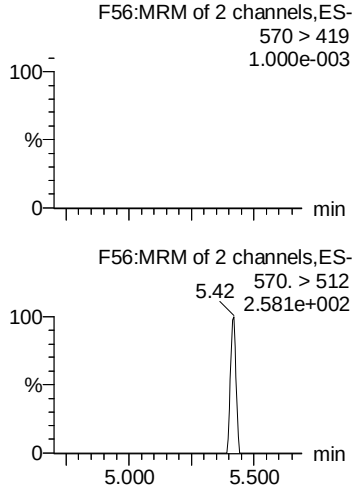





**PFUdA**

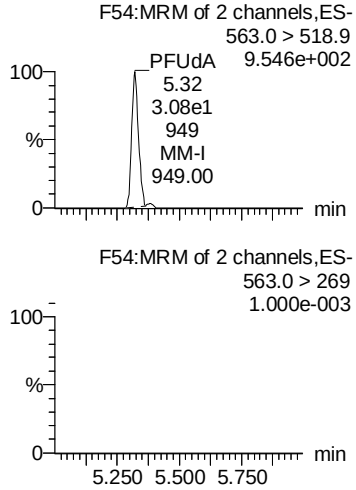





**PFDoA**

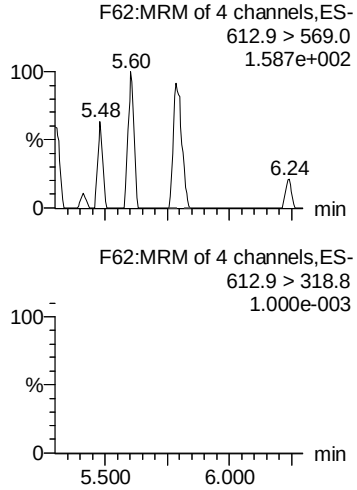





**13C2-PFDA**

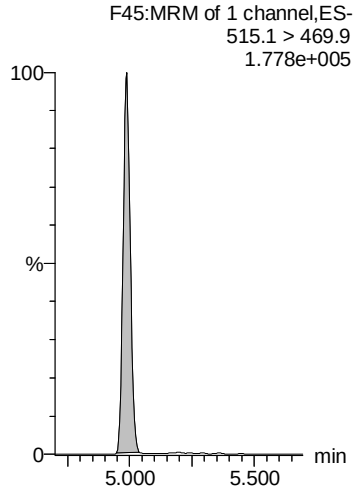


**d3-N-MeFOSAA**

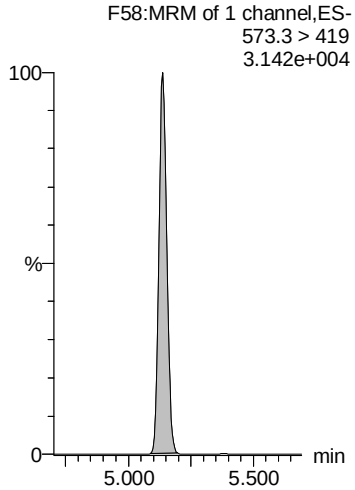


**d3-N-MeFOSAA**

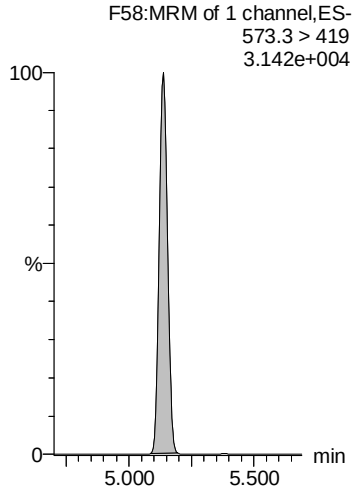


**13C2-PFUdA**

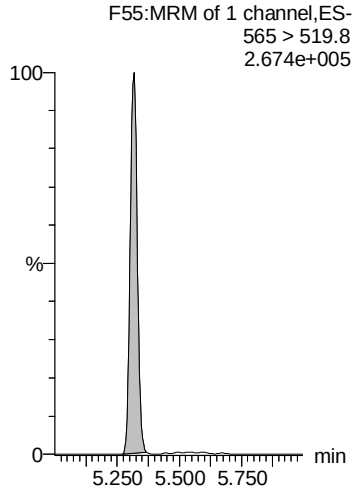


**13C2-PFDoA**

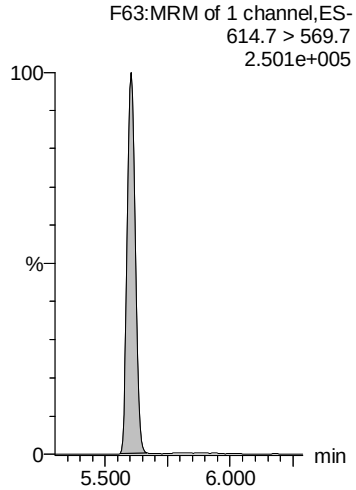

Vista Analytical Laboratory L14

Review: AMR 8/8/2019

Dataset: F:\Projects\PFAS.PRO\Results\190805M1\190508M1-30..qld

Last Altered: Wednesday, August 07, 2019 10:52:15 Pacific Daylight Time
Printed: Wednesday, August 07, 2019 10:53:23 Pacific Daylight Time

**Name: 190805M1_30, Date: 05-Aug-2019, Time: 15:36:27, ID: 1902189-03 SAOA-B03-SO-56-56.5 1.18, Description: SAOA-B03-SO-56-56.5**

**L-EtFOSAA**

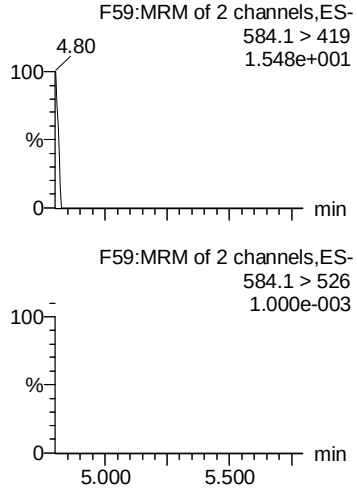


**Total N-EtFOSAA**

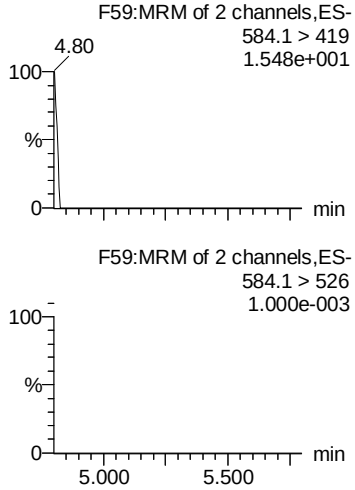


**PFTrDA**

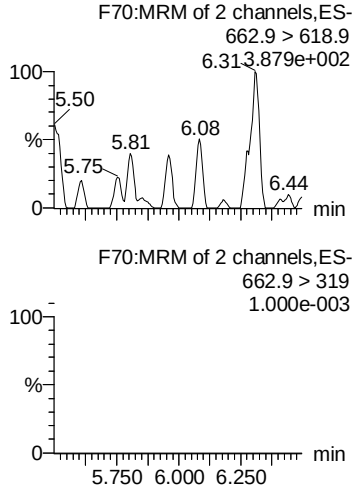


**PFTeDA**

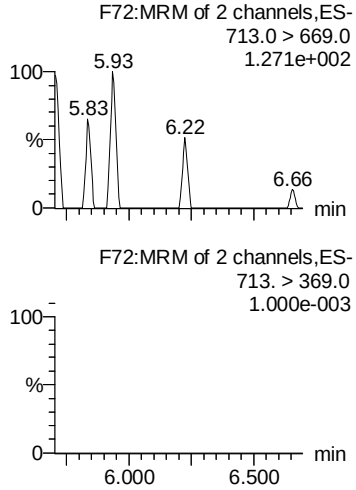


**TDCA**

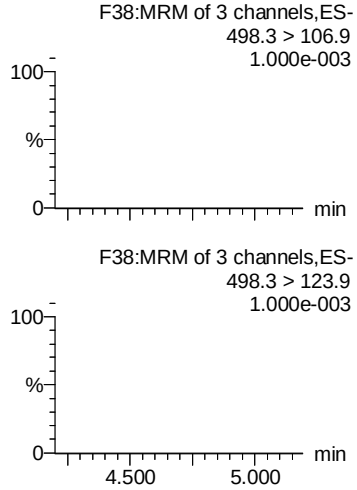


**d5-N-EtFOSAA**

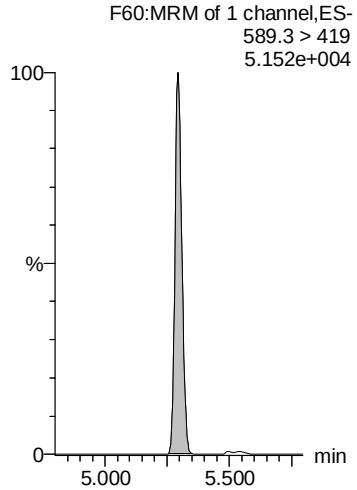


**d5-N-EtFOSAA**

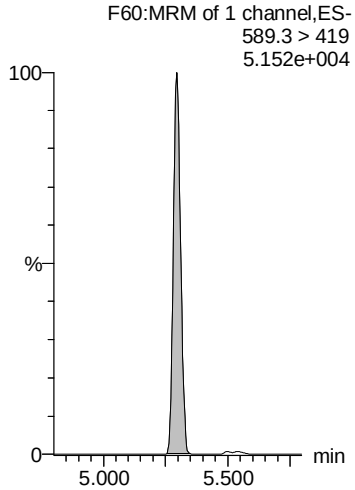


**13C2-PFDoA**

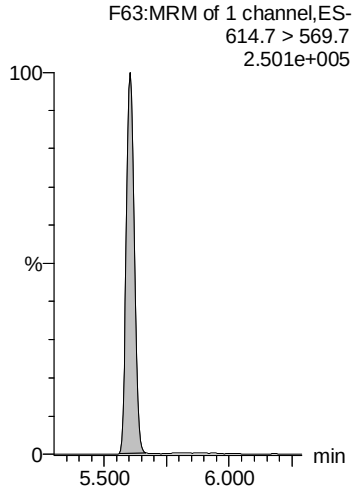


**13C2-PFTeDA**

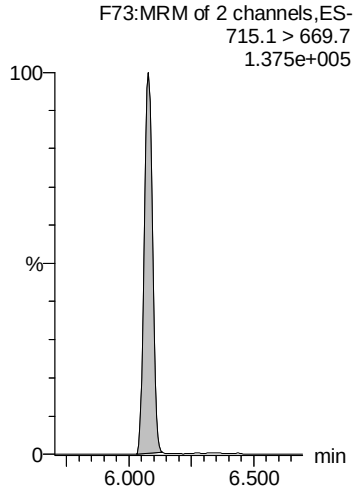


**13C8-PFOS**

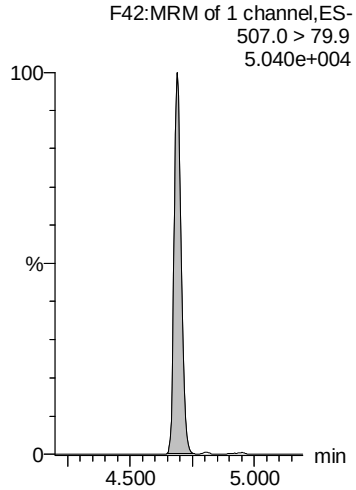



CGH 8/7/2019

Vista Analytical Laboratory L14

Review: AMR 8/8/2019

Dataset: F:\Projects\PFAS.PRO\Results\190805M1\190508M1-30..qld

Last Altered: Wednesday, August 07, 2019 10:52:15 Pacific Daylight Time
Printed: Wednesday, August 07, 2019 10:53:23 Pacific Daylight Time

**Name: 190805M1_30, Date: 05-Aug-2019, Time: 15:36:27, ID: 1902189-03 SAOA-B03-SO-56-56.5 1.18, Description: SAOA-B03-SO-56-56.5**

**13C5-PFHxA**

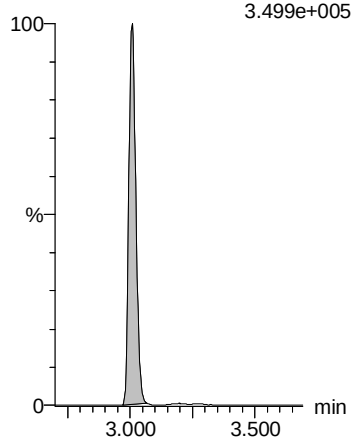


**13C8-PFOA**

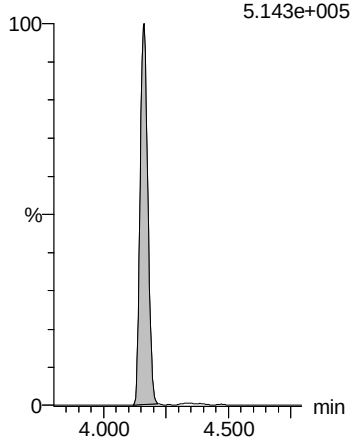


**18O2-PFHxS**

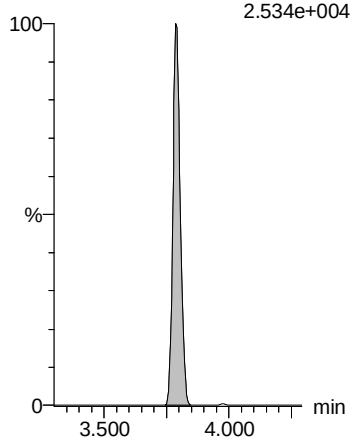


**13C9-PFNA**

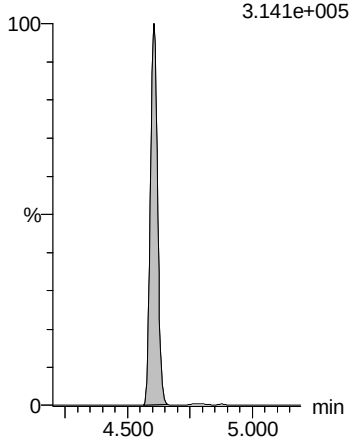


**13C4-PFOS**

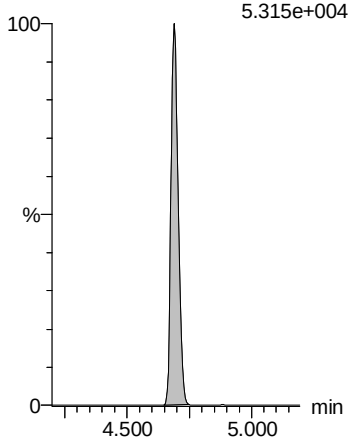


**13C6-PFDA**

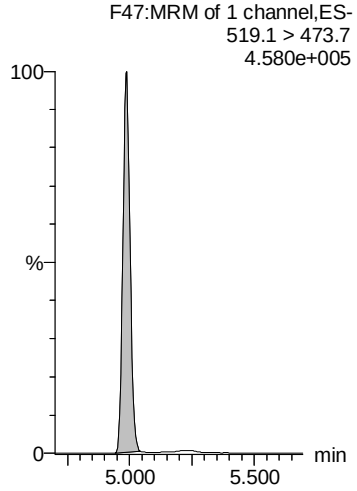


**13C7-PFUdA**

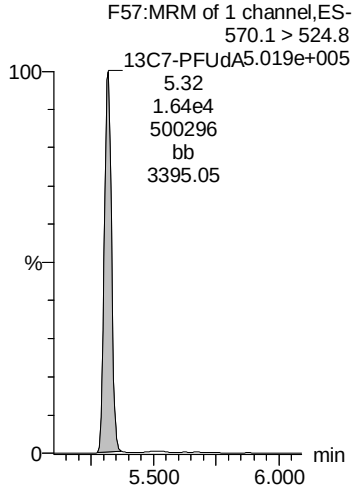



CGH 8/7/2019

Vista Analytical Laboratory L14

Review: AMR 8/8/2019

Dataset: F:\Projects\PFAS.PRO\Results\190805M1\190508M1-31.qld

Last Altered: Wednesday, August 07, 2019 11:00:20 Pacific Daylight Time
Printed: Wednesday, August 07, 2019 11:01:20 Pacific Daylight Time

**Name: 190805M1_31, Date: 05-Aug-2019, Time: 15:47:06, ID: 1902189-08 NON-B03-SO-1-1.5 1.03, Description: NON-B03-SO-1-1.5**

| | # | Name | Trace | Area | IS Area | wt/vol | RRF Mean | Pred.RT | RT | Response | Conc. | %Rec | Ion Ratio | Ratio Out? |
|---|---|---|---|---|---|---|---|---|---|---|---|---|---|---|
| 1 | 5 | PFBS | 299.0 > 79.7 | | 6.33e2 | 1.02 | | 2.50 | | | | | | |
| 2 | 7 | PFHxA | 313.0 > 269.0 | | 3.28e3 | 1.02 | | 3.01 | | | | | | |
| 3 | 11 | PFHpA | 363.0 > 318.9 | | 4.41e3 | 1.02 | | 3.64 | | | | | | |
| 4 | 13 | L-PFHxS | 398.9 > 79.6 | 2.54e1 | 1.88e3 | 1.02 | | 3.79 | 3.79 | 0.169 | 0.1774 | | 2.079 | NO |
| 5 | 80 | Total PFHxS | 398.9 > 79.6 | 2.54e1 | 1.88e3 | 1.02 | | 3.83 | | 0.169 | 0.1774 | | | |
| 6 | 49 | 13C3-PFBS | 302.0 > 98.8 | 6.33e2 | 7.94e2 | 1.02 | 1.062 | 2.50 | 2.50 | 9.96 | 9.1812 | 75.1 | | |
| 7 | 52 | 13C2-PFHxA | 315.0 > 270.0 | 3.28e3 | 1.25e4 | 1.02 | 0.810 | 3.00 | 3.01 | 3.27 | 3.9518 | 80.8 | | |
| 8 | 53 | 13C4-PFHpA | 367.2 > 321.8 | 4.41e3 | 1.25e4 | 1.02 | 0.378 | 3.63 | 3.64 | 4.40 | 11.3712 | 93.0 | | |
| 9 | 54 | 13C3-PFHxS | 401.8 > 79.9 | 1.88e3 | 7.94e2 | 1.02 | 2.294 | 3.79 | 3.79 | 29.5 | 12.5945 | 103.0 | | |
| 10 | 54 | 13C3-PFHxS | 401.8 > 79.9 | 1.88e3 | 7.94e2 | 1.02 | 2.294 | 3.79 | 3.79 | 29.5 | 12.5945 | 103.0 | | |
| 11 | -1 | | | | | | | | | | | | | |
| 12 | 16 | L-PFOA | 412.8 > 368.9 | 1.59e2 | 9.20e3 | 1.02 | | 4.16 | 4.16 | 0.216 | 0.0971 | | 4.307 | NO |
| 13 | 81 | Total PFOA | 412.8 > 368.9 | 1.59e2 | 9.20e3 | 1.02 | | 4.21 | | 0.216 | 0.0971 | | | |
| 14 | 21 | PFNA | 463.0 > 418.8 | 2.42e1 | 8.67e3 | 1.02 | | 4.61 | 4.61 | 0.0348 | 0.0241 | | 11.568 | YES |
| 15 | 23 | L-PFOS | 498.9 > 79.9 | 2.11e2 | 1.81e3 | 1.02 | | 4.69 | 4.69 | 1.46 | 1.2712 | | 2.376 | NO |
| 16 | 82 | Total PFOS | 498.9 > 79.9 | 2.11e2 | 1.81e3 | 1.02 | | 4.74 | | 1.46 | 1.2712 | | | |
| 17 | 58 | 13C2-PFOA | 414.9 > 369.7 | 9.20e3 | 1.98e4 | 1.02 | 0.502 | 4.16 | 4.16 | 5.80 | 11.2999 | 92.4 | | |
| 18 | 58 | 13C2-PFOA | 414.9 > 369.7 | 9.20e3 | 1.98e4 | 1.02 | 0.502 | 4.16 | 4.16 | 5.80 | 11.2999 | 92.4 | | |
| 19 | 56 | 13C5-PFNA | 468.2 > 422.9 | 8.67e3 | 1.08e4 | 1.02 | 1.048 | 4.61 | 4.61 | 10.1 | 9.3974 | 76.8 | | |
| 20 | 59 | 13C8-PFOS | 507.0 > 79.9 | 1.81e3 | 1.79e3 | 1.02 | 0.994 | 4.69 | 4.69 | 12.6 | 12.4108 | 101.5 | | |
| 21 | 59 | 13C8-PFOS | 507.0 > 79.9 | 1.81e3 | 1.79e3 | 1.02 | 0.994 | 4.69 | 4.69 | 12.6 | 12.4108 | 101.5 | | |
| 22 | -1 | | | | | | | | | | | | | |
| 23 | 26 | PFDA | 513 > 468.8 | 4.20e1 | 6.52e3 | 1.02 | | 4.99 | 4.99 | 0.0805 | 0.0388 | | 7.571 | YES |
| 24 | 29 | L-MeFOSAA | 570 > 419 | | 1.30e3 | 1.02 | | 5.14 | | | | | | |
| 25 | 83 | Total N-MeFOSAA | 570. > 419 | 0.00e0 | 1.30e3 | 1.02 | | 5.19 | | 0.000 | | | | |
| 26 | 33 | PFUdA | 563.0 > 518.9 | 3.37e1 | 1.02e4 | 1.02 | | 5.32 | 5.32 | 0.0413 | 0.0043 | | 41.197 | YES |
| 27 | 37 | PFDoA | 612.9 > 569.0 | | 1.21e4 | 1.02 | | 5.60 | | | | | | |
| 28 | 60 | 13C2-PFDA | 515.1 > 469.9 | 6.52e3 | 1.72e4 | 1.02 | 0.710 | 4.98 | 4.99 | 4.74 | 6.5357 | 53.4 | | |
| 29 | 62 | d3-N-MeFOSAA | 573.3 > 419 | 1.30e3 | 1.74e4 | 1.02 | 0.143 | 5.14 | 5.14 | 0.936 | 6.4089 | 52.4 | | |
| 30 | 62 | d3-N-MeFOSAA | 573.3 > 419 | 1.30e3 | 1.74e4 | 1.02 | 0.143 | 5.14 | 5.14 | 0.936 | 6.4089 | 52.4 | | |
| 31 | 63 | 13C2-PFUdA | 565 > 519.8 | 1.02e4 | 1.74e4 | 1.02 | 0.832 | 5.32 | 5.32 | 7.32 | 8.6000 | 70.3 | | |
| 32 | 65 | 13C2-PFDoA | 614.7 > 569.7 | 1.21e4 | 1.72e4 | 1.02 | 1.249 | 5.60 | 5.60 | 8.78 | 6.8803 | 56.2 | | |
| 33 | -1 | | | | | | | | | | | | | |
| 34 | 31 | L-EtFOSAA | 584.1 > 419 | | 2.00e3 | 1.02 | | 5.29 | | | | | | |
| 35 | 84 | Total N-EtFOSAA | 584.1 > 419 | 0.00e0 | 2.00e3 | 1.02 | | 5.33 | | 0.000 | | | | |
| 36 | 39 | PFTrDA | 662.9 > 618.9 | | 1.21e4 | 1.02 | | 5.86 | | | | | | |


CGH 8/7/2019

Vista Analytical Laboratory L14

Review: AMR 8/8/2019

Dataset: F:\Projects\PFAS.PRO\Results\190805M1\190508M1-31.qld

Last Altered: Wednesday, August 07, 2019 11:00:20 Pacific Daylight Time
Printed: Wednesday, August 07, 2019 11:01:20 Pacific Daylight Time

**Name: 190805M1_31, Date: 05-Aug-2019, Time: 15:47:06, ID: 1902189-08 NON-B03-SO-1-1.5 1.03, Description: NON-B03-SO-1-1.5**

| | # | Name | Trace | Area | IS Area | wt/vol | RRF Mean | Pred.RT | RT | Response | Conc. | %Rec | Ion Ratio | Ratio Out? |
|---|---|---|---|---|---|---|---|---|---|---|---|---|---|---|
| 37 | 41 | PFTeDA | 713.0 > 669.0 | | 5.93e3 | 1.02 | | 6.08 | | | | | | |
| 38 | 85 | TDCA | 498.3>106.9 | | | 1.02 | | 5.45 | | | | | | |
| 39 | 64 | d5-N-EtFOSAA | 589.3 > 419 | 2.00e3 | 1.74e4 | 1.02 | 0.202 | 5.29 | 5.29 | 1.44 | 6.9443 | 56.8 | | |
| 40 | 64 | d5-N-EtFOSAA | 589.3 > 419 | 2.00e3 | 1.74e4 | 1.02 | 0.202 | 5.29 | 5.29 | 1.44 | 6.9443 | 56.8 | | |
| 41 | 65 | 13C2-PFDoA | 614.7 > 569.7 | 1.21e4 | 1.72e4 | 1.02 | 1.249 | 5.60 | 5.60 | 8.78 | 6.8803 | 56.2 | | |
| 42 | 67 | 13C2-PFTeDA | 715.1 > 669.7 | 5.93e3 | 1.74e4 | 1.02 | 0.452 | 6.08 | 6.08 | 4.25 | 9.2092 | 75.3 | | |
| 43 | 59 | 13C8-PFOS | 507.0 > 79.9 | 1.81e3 | 1.79e3 | 1.02 | 0.994 | 4.69 | 4.69 | 12.6 | 12.4108 | 101.5 | | |
| 44 | -1 | | | | | | | | | | | | | |
| 45 | 73 | 13C5-PFHxA | 318.0 > 272.9 | 1.25e4 | 1.25e4 | 1.02 | 1.000 | 3.00 | 3.01 | 12.5 | 12.2324 | 100.0 | | |
| 46 | 75 | 13C8-PFOA | 420.9 > 376.0 | 1.98e4 | 1.98e4 | 1.02 | 1.000 | 4.16 | 4.16 | 12.5 | 12.2324 | 100.0 | | |
| 47 | 74 | 18O2-PFHxS | 403.0 > 102.6 | 7.94e2 | 7.94e2 | 1.02 | 1.000 | 3.79 | 3.79 | 12.5 | 12.2324 | 100.0 | | |
| 48 | 76 | 13C9-PFNA | 472.2 > 426.9 | 1.08e4 | 1.08e4 | 1.02 | 1.000 | 4.61 | 4.61 | 12.5 | 12.2324 | 100.0 | | |
| 49 | 77 | 13C4-PFOS | 503 > 79.9 | 1.79e3 | 1.79e3 | 1.02 | 1.000 | 4.69 | 4.69 | 12.5 | 12.2324 | 100.0 | | |
| 50 | 78 | 13C6-PFDA | 519.1 > 473.7 | 1.72e4 | 1.72e4 | 1.02 | 1.000 | 4.98 | 4.98 | 12.5 | 12.2324 | 100.0 | | |
| 51 | 79 | 13C7-PFUdA | 570.1 > 524.8 | 1.74e4 | 1.74e4 | 1.02 | 1.000 | 5.32 | 5.32 | 12.5 | 12.2324 | 100.0 | | |


CGH 8/7/2019

Vista Analytical Laboratory L14

Review: AMR 8/8/2019

Dataset: F:\Projects\PFAS.PRO\Results\190805M1\190508M1-31.qld

Last Altered: Wednesday, August 07, 2019 11:00:20 Pacific Daylight Time
Printed: Wednesday, August 07, 2019 11:01:20 Pacific Daylight Time

**Method: F:\Projects\PFAS.PRO\MethDB\PFAS_FULL_80C_080519.mdb 05 Aug 2019 14:58:12**
**Calibration: F:\Projects\PFAS.PRO\CurveDB\C18_VAL-PFAS_Q4_08-02-19.cdb 03 Aug 2019 11:02:31**

**Name: 190805M1_31, Date: 05-Aug-2019, Time: 15:47:06, ID: 1902189-08 NON-B03-SO-1-1.5 1.03, Description: NON-B03-SO-1-1.5**

**PFBS**

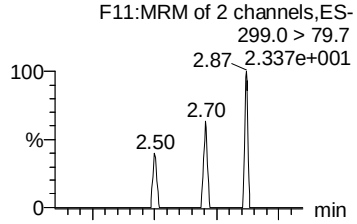


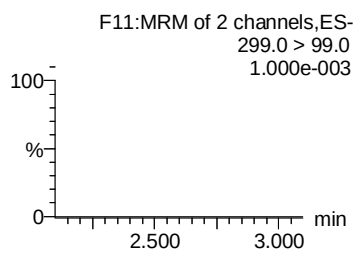


**PFHxA**

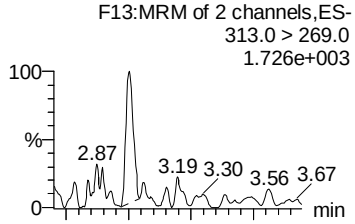


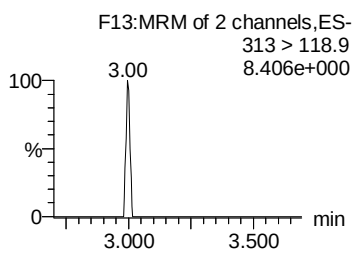


**PFHpA**

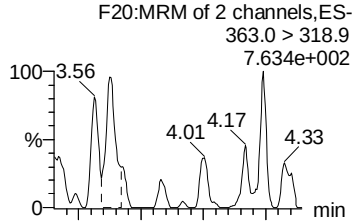


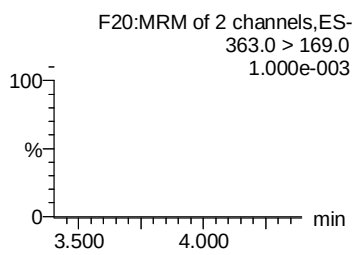


**L-PFHxS**

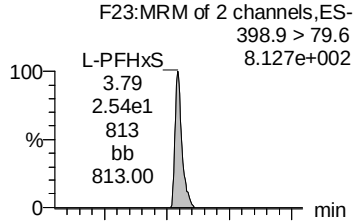


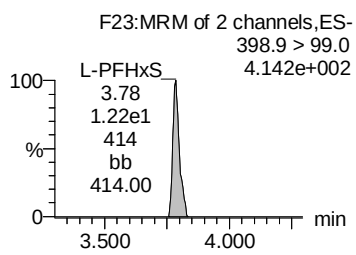


**Total PFHxS**

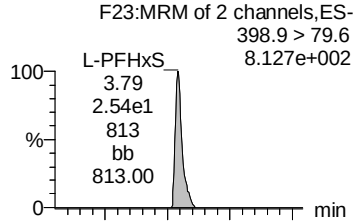


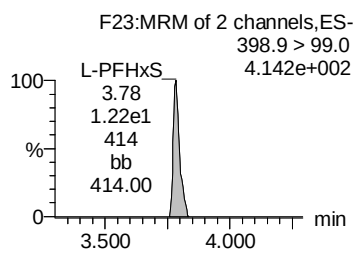


**13C3-PFBS**

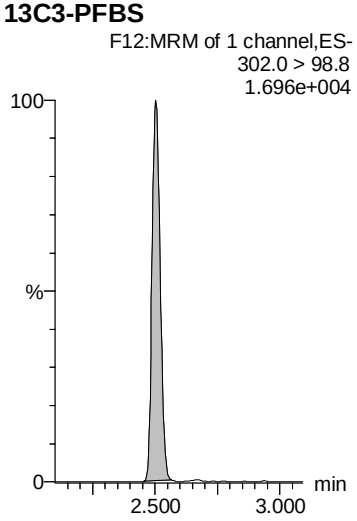


**13C2-PFHxA**

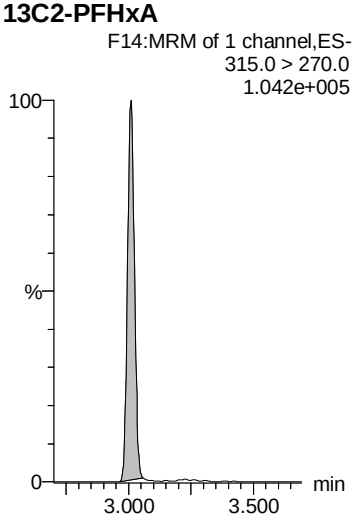


**13C4-PFHpA**

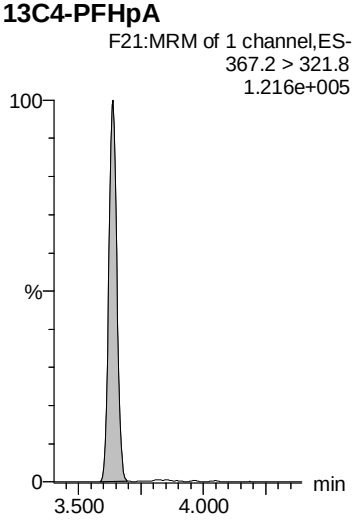


**13C3-PFHxS**

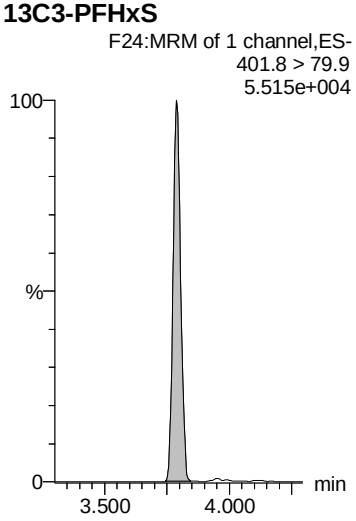


**13C3-PFHxS**

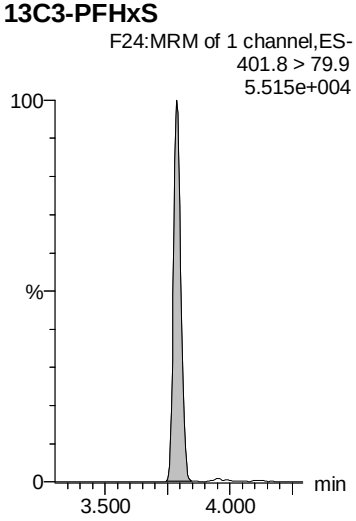

Vista Analytical Laboratory L14

Review: AMR 8/8/2019

Dataset: F:\Projects\PFAS.PRO\Results\190805M1\190508M1-31.qld

Last Altered: Wednesday, August 07, 2019 11:00:20 Pacific Daylight Time
Printed: Wednesday, August 07, 2019 11:01:20 Pacific Daylight Time

**Name: 190805M1_31, Date: 05-Aug-2019, Time: 15:47:06, ID: 1902189-08 NON-B03-SO-1-1.5 1.03, Description: NON-B03-SO-1-1.5**

**L-PFOA**

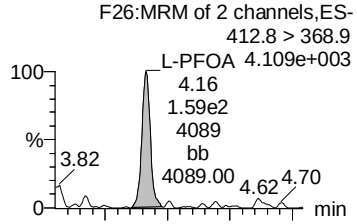


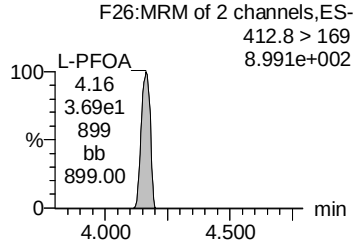


**Total PFOA**

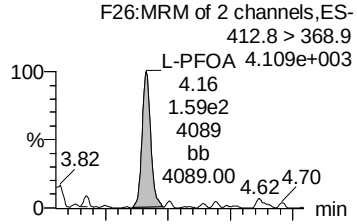


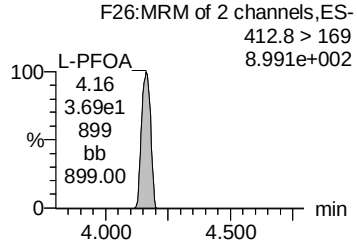


**PFNA**

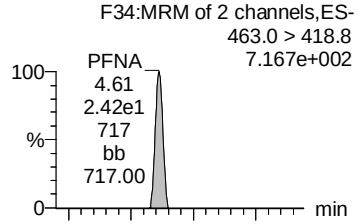


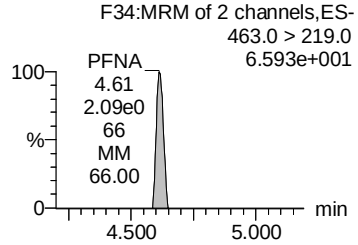


**L-PFOS**

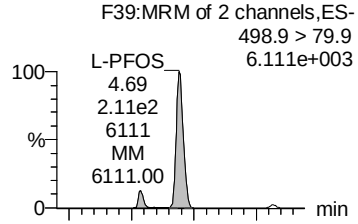


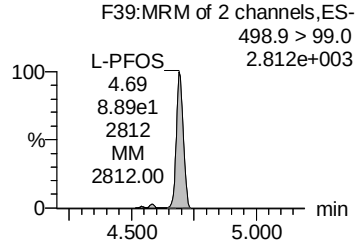


**Total PFOS**

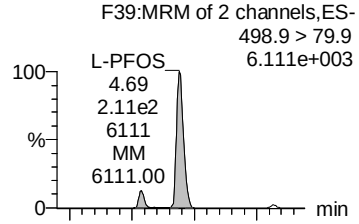


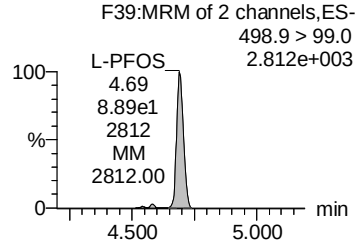


**13C2-PFOA**

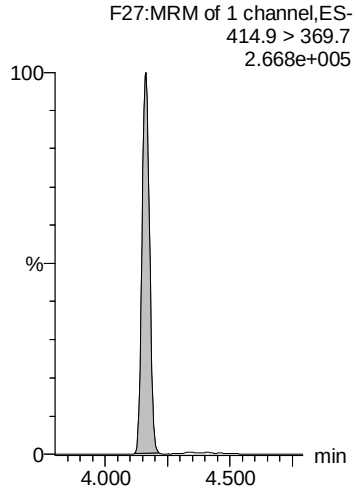


**13C2-PFOA**

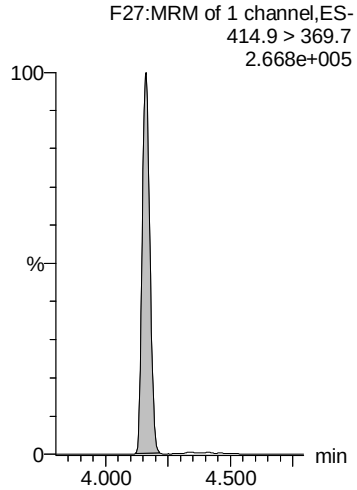


**13C5-PFNA**

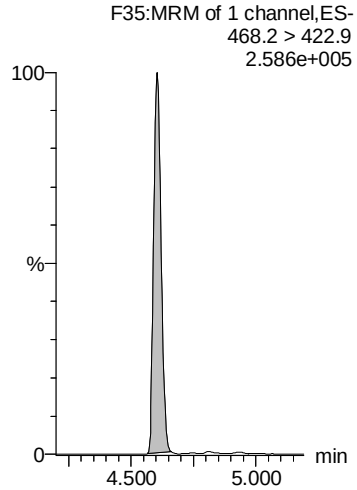


**13C8-PFOS**

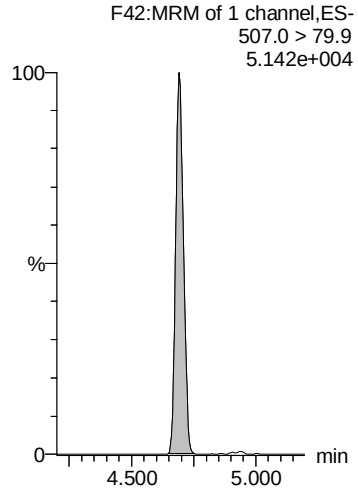


**13C8-PFOS**

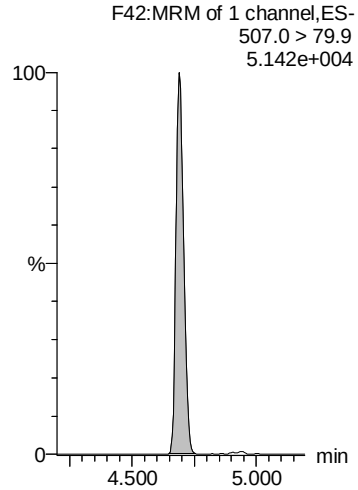


 CGH 8/7/2019

Vista Analytical Laboratory L14

Review: AMR 8/8/2019

Dataset: F:\Projects\PFAS.PRO\Results\190805M1\190508M1-31.qld

Last Altered: Wednesday, August 07, 2019 11:00:20 Pacific Daylight Time
Printed: Wednesday, August 07, 2019 11:01:20 Pacific Daylight Time

**Name: 190805M1_31, Date: 05-Aug-2019, Time: 15:47:06, ID: 1902189-08 NON-B03-SO-1-1.5 1.03, Description: NON-B03-SO-1-1.5**

**PFDA**

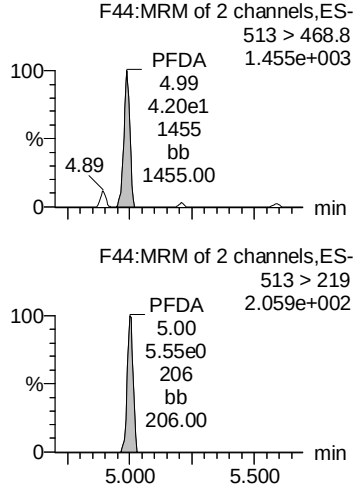


**L-MeFOSAA**

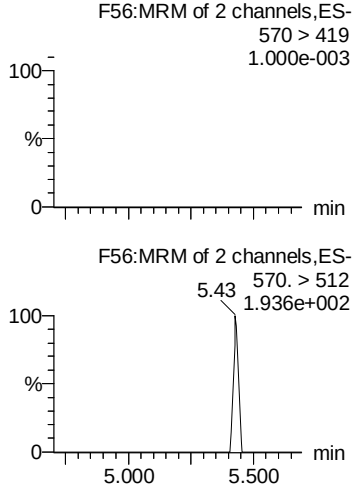


**Total N-MeFOSAA**

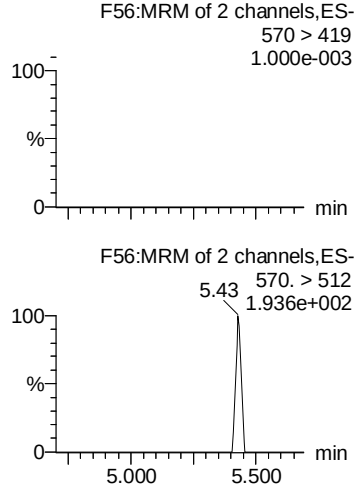


**PFUdA**

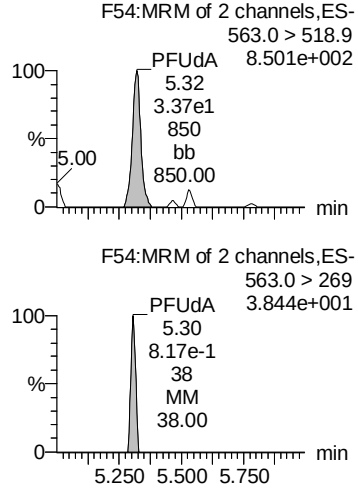


**PFDoA**

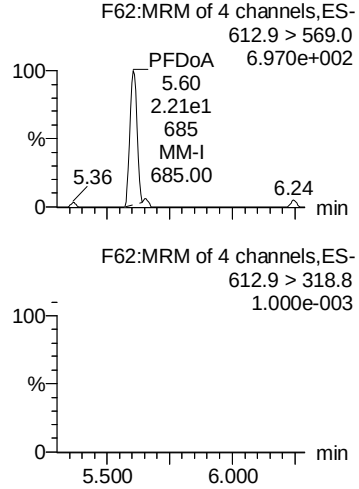


**13C2-PFDA**

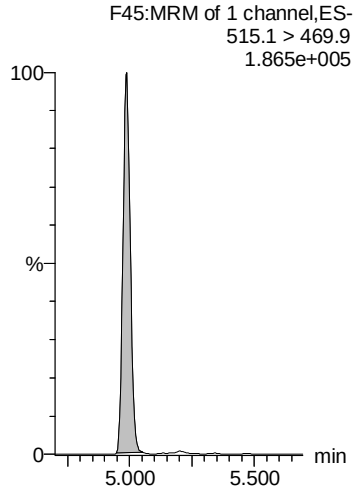


**d3-N-MeFOSAA**

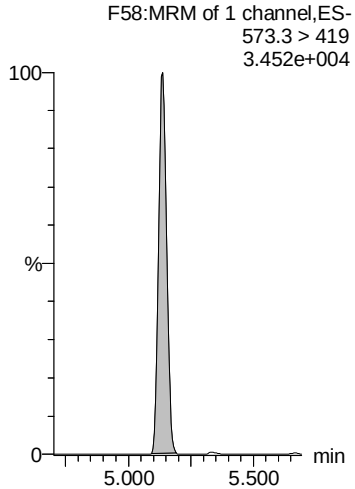


**d3-N-MeFOSAA**

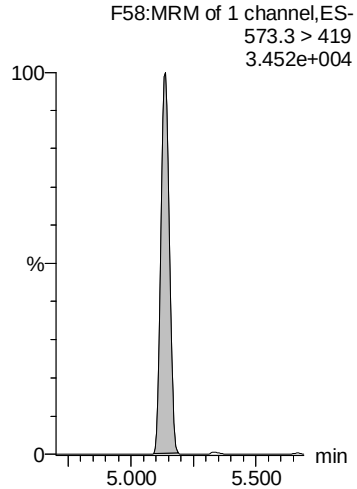


**13C2-PFUdA**

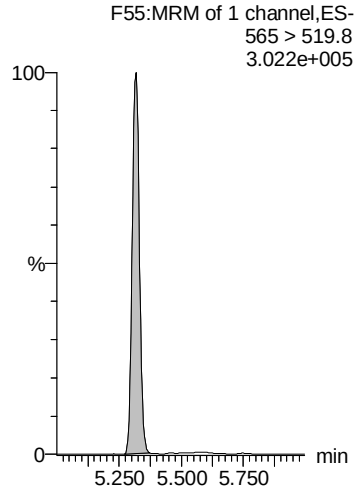


**13C2-PFDoA**

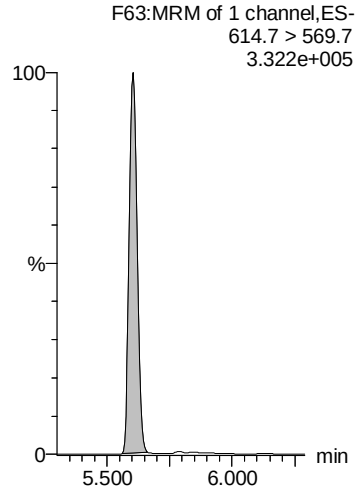


 CGH 8/7/2019

Vista Analytical Laboratory L14

Review: AMR 8/8/2019

Dataset: F:\Projects\PFAS.PRO\Results\190805M1\190508M1-31.qld

Last Altered: Wednesday, August 07, 2019 11:00:20 Pacific Daylight Time
Printed: Wednesday, August 07, 2019 11:01:20 Pacific Daylight Time

**Name: 190805M1_31, Date: 05-Aug-2019, Time: 15:47:06, ID: 1902189-08 NON-B03-SO-1-1.5 1.03, Description: NON-B03-SO-1-1.5**

**L-EtFOSAA**

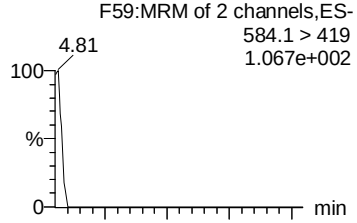


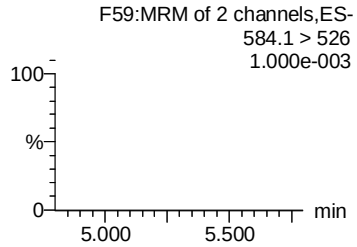


**Total N-EtFOSAA**

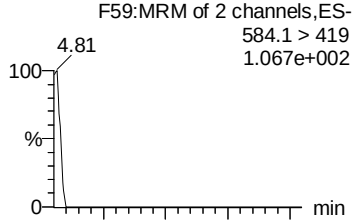


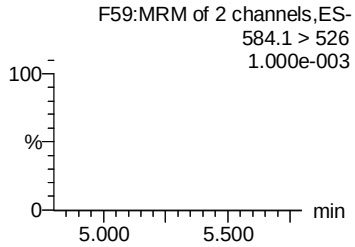


**PFTrDA**

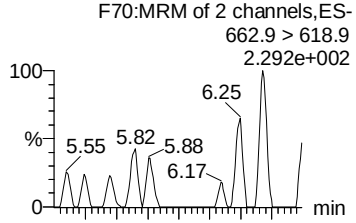


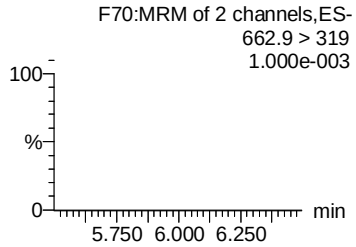


**PFTeDA**

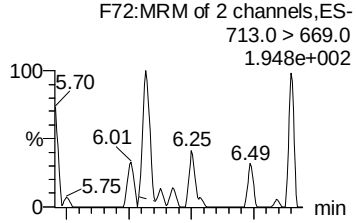


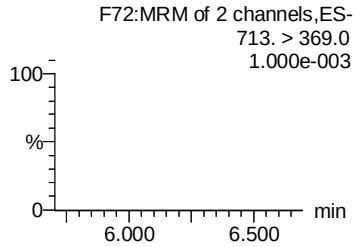


**TDCA**

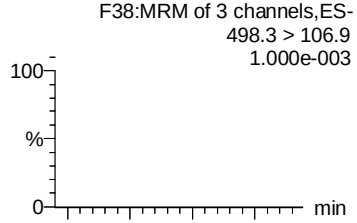


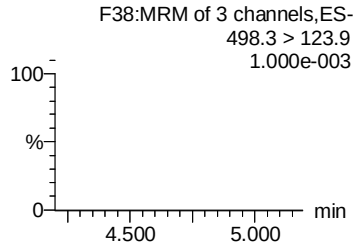


**d5-N-EtFOSAA**

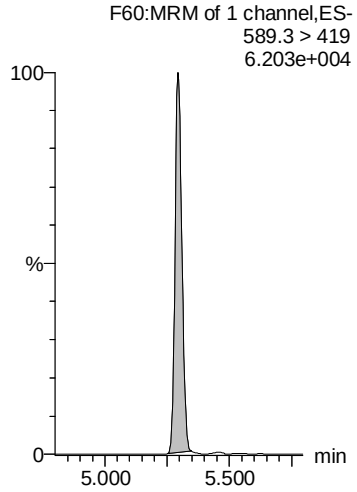


**d5-N-EtFOSAA**

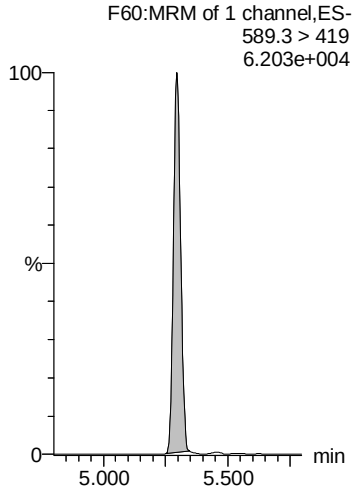


**13C2-PFDoA**

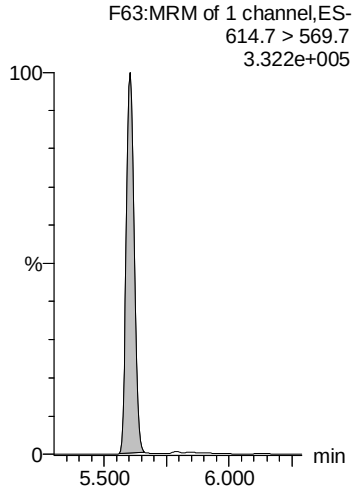


**13C2-PFTeDA**

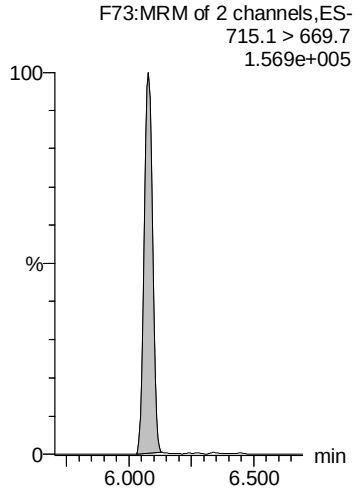


**13C8-PFOS**

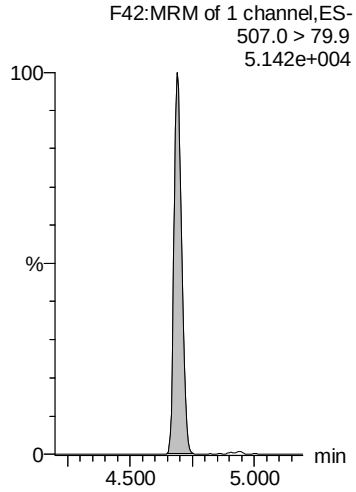


 CGH 8/7/2019

Vista Analytical Laboratory L14

Review: AMR 8/8/2019

Dataset: F:\Projects\PFAS.PRO\Results\190805M1\190508M1-31.qld

Last Altered: Wednesday, August 07, 2019 11:00:20 Pacific Daylight Time
Printed: Wednesday, August 07, 2019 11:01:20 Pacific Daylight Time

**Name: 190805M1_31, Date: 05-Aug-2019, Time: 15:47:06, ID: 1902189-08 NON-B03-SO-1-1.5 1.03, Description: NON-B03-SO-1-1.5**

**13C5-PFHxA**

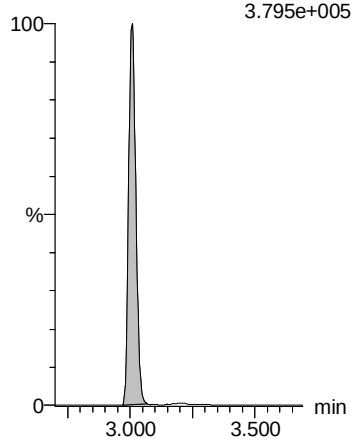


**13C8-PFOA**

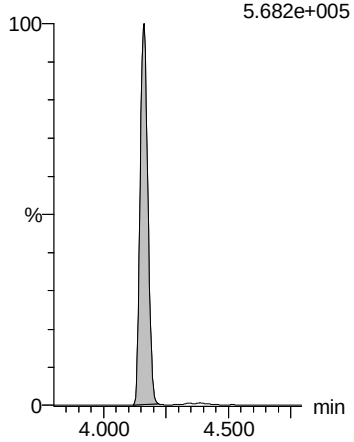


**18O2-PFHxS**

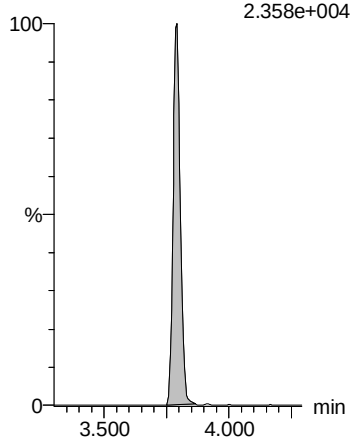


**13C9-PFNA**

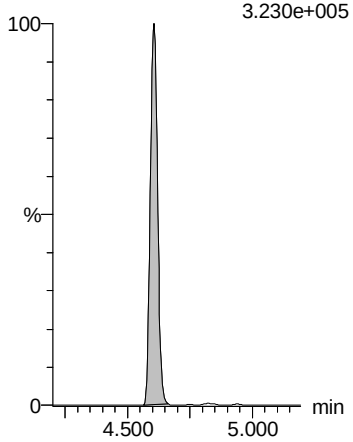


**13C4-PFOS**

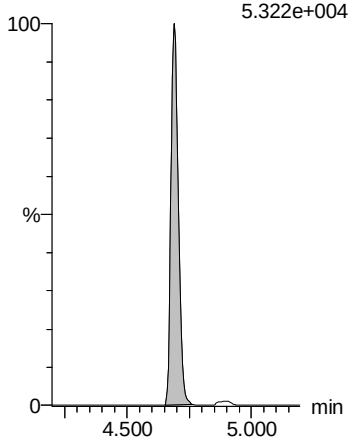


**13C6-PFDA**

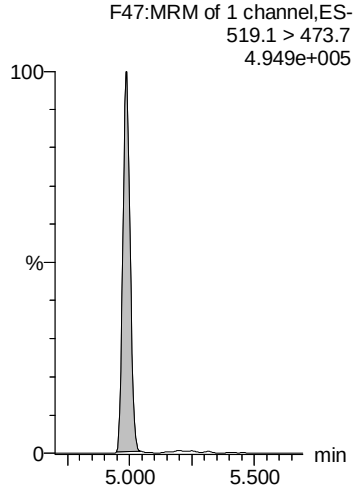


**13C7-PFUdA**

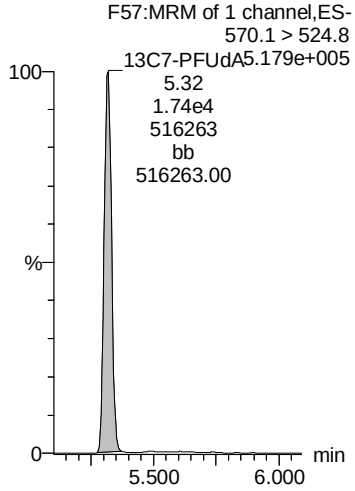



CGH 8/7/2019

Vista Analytical Laboratory L14

Review: AMR 8/8/2019

Dataset: F:\Projects\PFAS.PRO\Results\190805M1\190508M1-25.qld

Last Altered: Wednesday, August 07, 2019 11:28:30 Pacific Daylight Time
Printed: Wednesday, August 07, 2019 11:29:46 Pacific Daylight Time

**Name: 190805M1_25, Date: 05-Aug-2019, Time: 14:43:26, ID: B9G0264-MS1 Matrix Spike 1.01, Description: Matrix Spike**

| | # | Name | Trace | Area | IS Area | wt/vol | RRF Mean | Pred.RT | RT | Response | Conc. | %Rec | Ion Ratio | Ratio Out? |
|---|---|---|---|---|---|---|---|---|---|---|---|---|---|---|
| 1 | 5 | PFBS | 299.0 > 79.7 | 1.26e3 | 6.01e2 | 1.00 | | 2.51 | 2.51 | 26.3 | 12.1134 | | 2.829 | NO |
| 2 | 7 | PFHxA | 313.0 > 269.0 | 7.61e3 | 3.10e3 | 1.00 | | 3.01 | 3.01 | 12.3 | 11.3878 | | 13.056 | NO |
| 3 | 11 | PFHpA | 363.0 > 318.9 | 3.79e3 | 4.03e3 | 1.00 | | 3.64 | 3.64 | 11.7 | 9.5812 | | 4.945 | NO |
| 4 | 13 | L-PFHxS | 398.9 > 79.6 | 1.12e3 | 1.79e3 | 1.00 | | 3.79 | 3.79 | 7.85 | 8.4879 | | 2.089 | NO |
| 5 | 80 | Total PFHxS | 398.9 > 79.6 | 1.12e3 | 1.79e3 | 1.00 | | 3.83 | | 7.85 | 8.4879 | | | |
| 6 | 49 | 13C3-PFBS | 302.0 > 98.8 | 6.01e2 | 8.19e2 | 1.00 | 1.062 | 2.50 | 2.51 | 9.18 | 8.6250 | 69.1 | | |
| 7 | 52 | 13C2-PFHxA | 315.0 > 270.0 | 3.10e3 | 1.18e4 | 1.00 | 0.810 | 3.00 | 3.01 | 3.29 | 4.0532 | 81.2 | | |
| 8 | 53 | 13C4-PFHpA | 367.2 > 321.8 | 4.03e3 | 1.18e4 | 1.00 | 0.378 | 3.63 | 3.64 | 4.28 | 11.2792 | 90.4 | | |
| 9 | 54 | 13C3-PFHxS | 401.8 > 79.9 | 1.79e3 | 8.19e2 | 1.00 | 2.294 | 3.79 | 3.79 | 27.3 | 11.8654 | 95.1 | | |
| 10 | 54 | 13C3-PFHxS | 401.8 > 79.9 | 1.79e3 | 8.19e2 | 1.00 | 2.294 | 3.79 | 3.79 | 27.3 | 11.8654 | 95.1 | | |
| 11 | -1 | | | | | | | | | | | | | |
| 12 | 16 | L-PFOA | 412.8 > 368.9 | 1.21e4 | 8.10e3 | 1.00 | | 4.16 | 4.16 | 18.6 | 9.9960 | | 3.769 | NO |
| 13 | 81 | Total PFOA | 412.8 > 368.9 | 1.21e4 | 8.10e3 | 1.00 | | 4.21 | | 18.6 | 9.9960 | | | |
| 14 | 21 | PFNA | 463.0 > 418.8 | 6.41e3 | 8.15e3 | 1.00 | | 4.61 | 4.61 | 9.84 | 9.8363 | | 2.755 | NO |
| 15 | 23 | L-PFOS | 498.9 > 79.9 | 1.72e3 | 1.64e3 | 1.00 | | 4.69 | 4.69 | 13.1 | 10.2372 | | 1.976 | NO |
| 16 | 82 | Total PFOS | 498.9 > 79.9 | 1.72e3 | 1.64e3 | 1.00 | | 4.74 | | 13.1 | 10.2372 | | | |
| 17 | 58 | 13C2-PFOA | 414.9 > 369.7 | 8.10e3 | 1.77e4 | 1.00 | 0.502 | 4.16 | 4.16 | 5.73 | 11.3853 | 91.3 | | |
| 18 | 58 | 13C2-PFOA | 414.9 > 369.7 | 8.10e3 | 1.77e4 | 1.00 | 0.502 | 4.16 | 4.16 | 5.73 | 11.3853 | 91.3 | | |
| 19 | 56 | 13C5-PFNA | 468.2 > 422.9 | 8.15e3 | 1.01e4 | 1.00 | 1.048 | 4.61 | 4.61 | 10.1 | 9.5744 | 76.7 | | |
| 20 | 59 | 13C8-PFOS | 507.0 > 79.9 | 1.64e3 | 1.86e3 | 1.00 | 0.994 | 4.69 | 4.69 | 11.0 | 11.0463 | 88.5 | | |
| 21 | 59 | 13C8-PFOS | 507.0 > 79.9 | 1.64e3 | 1.86e3 | 1.00 | 0.994 | 4.69 | 4.69 | 11.0 | 11.0463 | 88.5 | | |
| 22 | -1 | | | | | | | | | | | | | |
| 23 | 26 | PFDA | 513 > 468.8 | 7.75e3 | 6.44e3 | 1.00 | | 4.99 | 4.99 | 15.0 | 10.5669 | | 4.272 | NO |
| 24 | 29 | L-MeFOSAA | 570 > 419 | 3.83e3 | 1.35e3 | 1.00 | | 5.14 | 5.14 | 35.6 | 12.5533 | | 2.878 | NO |
| 25 | 83 | Total N-MeFOSAA | 570. > 419 | 3.83e3 | 1.35e3 | 1.00 | | 5.19 | | 35.6 | 12.5533 | | | |
| 26 | 33 | PFUdA | 563.0 > 518.9 | 6.94e3 | 1.01e4 | 1.00 | | 5.32 | 5.32 | 8.57 | 9.7919 | | 6.030 | NO |
| 27 | 37 | PFDoA | 612.9 > 569.0 | 8.94e3 | 1.26e4 | 1.00 | | 5.60 | 5.60 | 8.87 | 9.0039 | | 7.416 | NO |
| 28 | 60 | 13C2-PFDA | 515.1 > 469.9 | 6.44e3 | 1.65e4 | 1.00 | 0.710 | 4.98 | 4.99 | 4.88 | 6.8525 | 54.9 | | |
| 29 | 62 | d3-N-MeFOSAA | 573.3 > 419 | 1.35e3 | 1.65e4 | 1.00 | 0.143 | 5.14 | 5.14 | 1.02 | 7.1158 | 57.0 | | |
| 30 | 62 | d3-N-MeFOSAA | 573.3 > 419 | 1.35e3 | 1.65e4 | 1.00 | 0.143 | 5.14 | 5.14 | 1.02 | 7.1158 | 57.0 | | |
| 31 | 63 | 13C2-PFUdA | 565 > 519.8 | 1.01e4 | 1.65e4 | 1.00 | 0.832 | 5.32 | 5.32 | 7.66 | 9.1861 | 73.6 | | |
| 32 | 65 | 13C2-PFDoA | 614.7 > 569.7 | 1.26e4 | 1.65e4 | 1.00 | 1.249 | 5.60 | 5.60 | 9.54 | 7.6250 | 61.1 | | |
| 33 | -1 | | | | | | | | | | | | | |
| 34 | 31 | L-EtFOSAA | 584.1 > 419 | 2.80e3 | 1.95e3 | 1.00 | | 5.29 | 5.30 | 17.9 | 12.8136 | | 1.385 | NO |
| 35 | 84 | Total N-EtFOSAA | 584.1 > 419 | 2.80e3 | 1.95e3 | 1.00 | | 5.33 | | 17.9 | 12.8136 | | | |
| 36 | 39 | PFTrDA | 662.9 > 618.9 | 9.70e3 | 1.26e4 | 1.00 | | 5.86 | 5.86 | 9.62 | 9.0522 | | 12.920 | NO |


CGH 8/7/2019

Vista Analytical Laboratory L14

Review: AMR 8/8/2019

Dataset: F:\Projects\PFAS.PRO\Results\190805M1\190508M1-25.qld

Last Altered: Wednesday, August 07, 2019 11:28:30 Pacific Daylight Time
Printed: Wednesday, August 07, 2019 11:29:46 Pacific Daylight Time

**Name: 190805M1_25, Date: 05-Aug-2019, Time: 14:43:26, ID: B9G0264-MS1 Matrix Spike 1.01, Description: Matrix Spike**

| | # | Name | Trace | Area | IS Area | wt/vol | RRF Mean | Pred.RT | RT | Response | Conc. | %Rec | Ion Ratio | Ratio Out? |
|---|---|---|---|---|---|---|---|---|---|---|---|---|---|---|
| 37 | 41 | PFTeDA | 713.0 > 669.0 | 7.48e3 | 5.84e3 | 1.00 | | 6.08 | 6.08 | 16.0 | 9.1877 | | 16.239 | NO |
| 38 | 85 | TDCA | 498.3>106.9 | | | 1.00 | | 5.45 | | | | | | |
| 39 | 64 | d5-N-EtFOSAA | 589.3 > 419 | 1.95e3 | 1.65e4 | 1.00 | 0.202 | 5.29 | 5.29 | 1.48 | 7.2928 | 58.5 | | |
| 40 | 64 | d5-N-EtFOSAA | 589.3 > 419 | 1.95e3 | 1.65e4 | 1.00 | 0.202 | 5.29 | 5.29 | 1.48 | 7.2928 | 58.5 | | |
| 41 | 65 | 13C2-PFDoA | 614.7 > 569.7 | 1.26e4 | 1.65e4 | 1.00 | 1.249 | 5.60 | 5.60 | 9.54 | 7.6250 | 61.1 | | |
| 42 | 67 | 13C2-PFTeDA | 715.1 > 669.7 | 5.84e3 | 1.65e4 | 1.00 | 0.452 | 6.08 | 6.08 | 4.42 | 9.7655 | 78.3 | | |
| 43 | 59 | 13C8-PFOS | 507.0 > 79.9 | 1.64e3 | 1.86e3 | 1.00 | 0.994 | 4.69 | 4.69 | 11.0 | 11.0463 | 88.5 | | |
| 44 | -1 | | | | | | | | | | | | | |
| 45 | 73 | 13C5-PFHxA | 318.0 > 272.9 | 1.18e4 | 1.18e4 | 1.00 | 1.000 | 3.00 | 3.01 | 12.5 | 12.4750 | 100.0 | | |
| 46 | 75 | 13C8-PFOA | 420.9 > 376.0 | 1.77e4 | 1.77e4 | 1.00 | 1.000 | 4.16 | 4.16 | 12.5 | 12.4750 | 100.0 | | |
| 47 | 74 | 18O2-PFHxS | 403.0 > 102.6 | 8.19e2 | 8.19e2 | 1.00 | 1.000 | 3.79 | 3.79 | 12.5 | 12.4750 | 100.0 | | |
| 48 | 76 | 13C9-PFNA | 472.2 > 426.9 | 1.01e4 | 1.01e4 | 1.00 | 1.000 | 4.61 | 4.61 | 12.5 | 12.4750 | 100.0 | | |
| 49 | 77 | 13C4-PFOS | 503 > 79.9 | 1.86e3 | 1.86e3 | 1.00 | 1.000 | 4.69 | 4.69 | 12.5 | 12.4750 | 100.0 | | |
| 50 | 78 | 13C6-PFDA | 519.1 > 473.7 | 1.65e4 | 1.65e4 | 1.00 | 1.000 | 4.98 | 4.99 | 12.5 | 12.4750 | 100.0 | | |
| 51 | 79 | 13C7-PFUdA | 570.1 > 524.8 | 1.65e4 | 1.65e4 | 1.00 | 1.000 | 5.32 | 5.32 | 12.5 | 12.4750 | 100.0 | | |


CGH 8/7/2019

Vista Analytical Laboratory L14

Review: AMR 8/8/2019

Dataset: F:\Projects\PFAS.PRO\Results\190805M1\190508M1-25.qld

Last Altered: Wednesday, August 07, 2019 11:28:30 Pacific Daylight Time
Printed: Wednesday, August 07, 2019 11:29:46 Pacific Daylight Time

**Method: F:\Projects\PFAS.PRO\MethDB\PFAS_FULL_80C_080519.mdb 05 Aug 2019 14:58:12**
**Calibration: F:\Projects\PFAS.PRO\CurveDB\C18_VAL-PFAS_Q4_08-02-19.cdb 03 Aug 2019 11:02:31**

**Name: 190805M1_25, Date: 05-Aug-2019, Time: 14:43:26, ID: B9G0264-MS1 Matrix Spike 1.01, Description: Matrix Spike**

**PFBS**

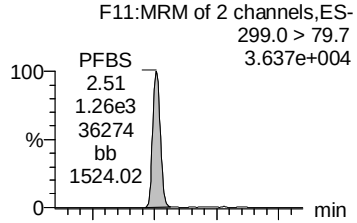


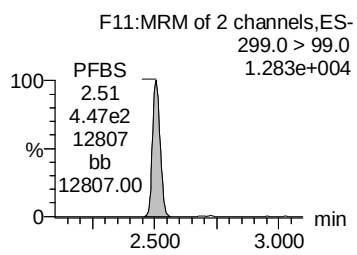


**PFHxA**

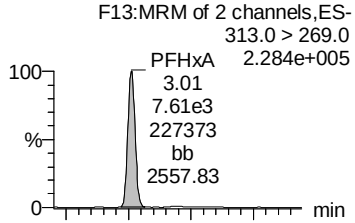


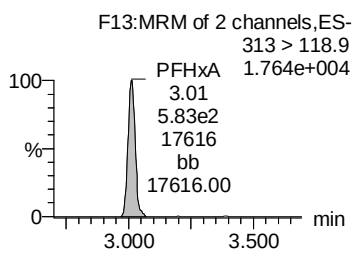


**PFHpA**

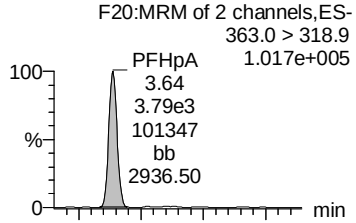


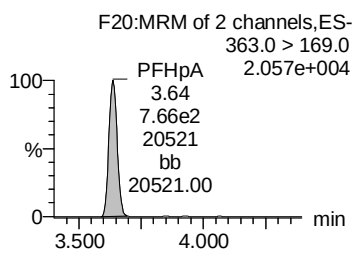


**L-PFHxS**

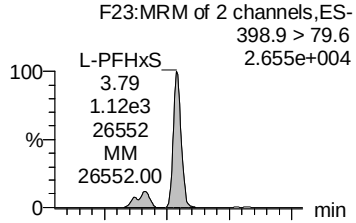


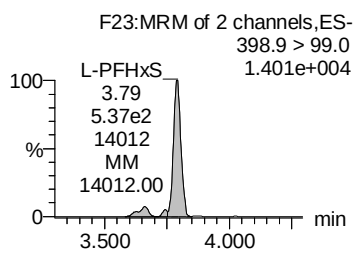


**Total PFHxS**

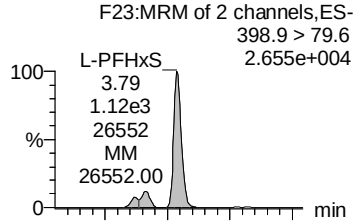


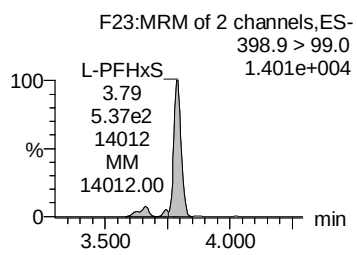


**13C3-PFBS**

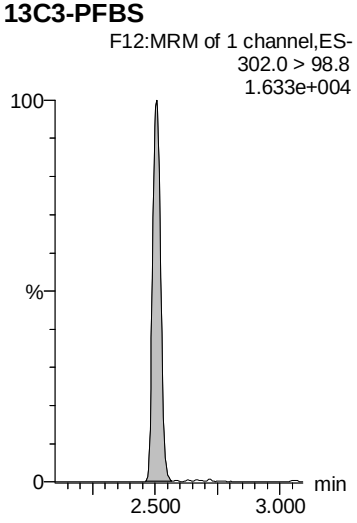


**13C2-PFHxA**

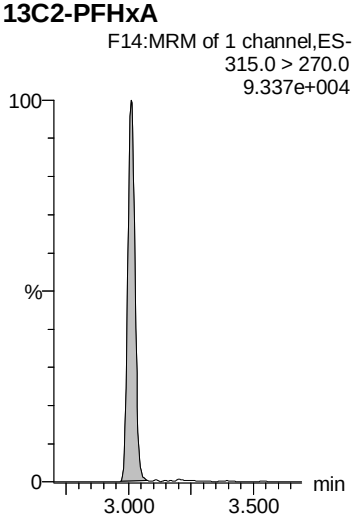


**13C4-PFHpA**

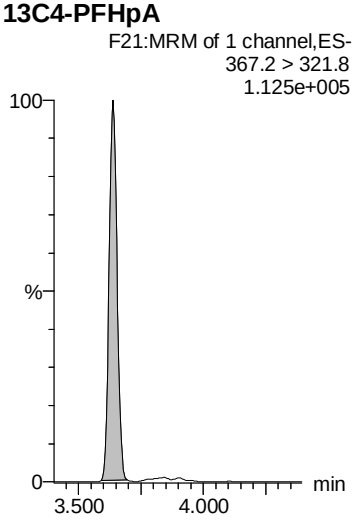


**13C3-PFHxS**

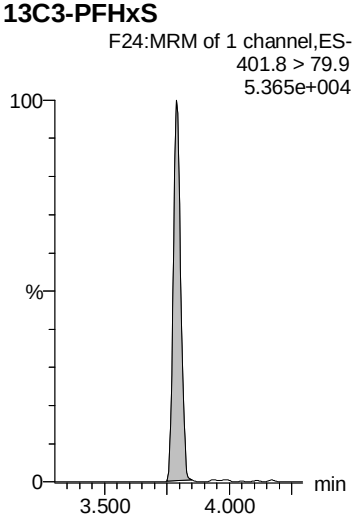


**13C3-PFHxS**

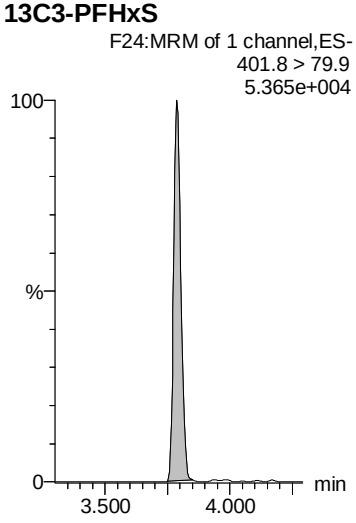

Vista Analytical Laboratory L14

Review: AMR 8/8/2019

Dataset: F:\Projects\PFAS.PRO\Results\190805M1\190508M1-25.qld

Last Altered: Wednesday, August 07, 2019 11:28:30 Pacific Daylight Time
Printed: Wednesday, August 07, 2019 11:29:46 Pacific Daylight Time

**Name: 190805M1_25, Date: 05-Aug-2019, Time: 14:43:26, ID: B9G0264-MS1 Matrix Spike 1.01, Description: Matrix Spike**

**L-PFOA**

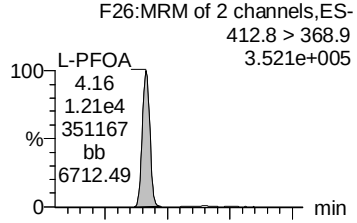


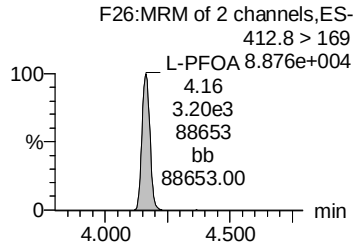


**Total PFOA**

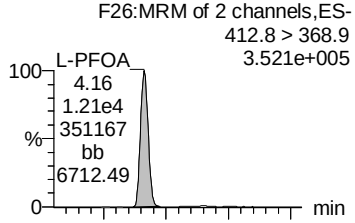


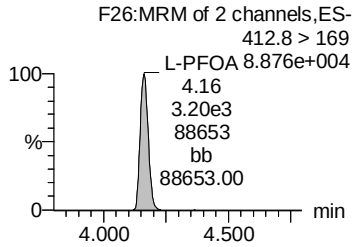


**PFNA**

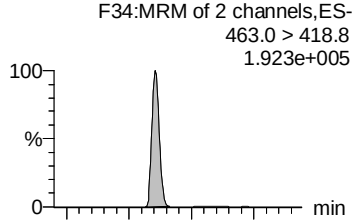


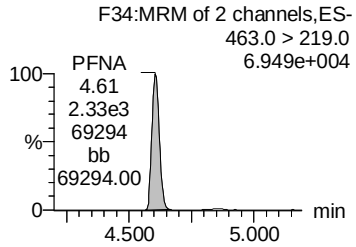


**L-PFOS**

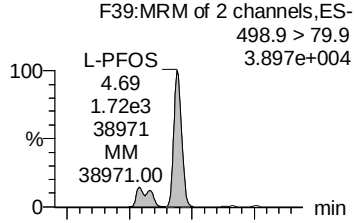


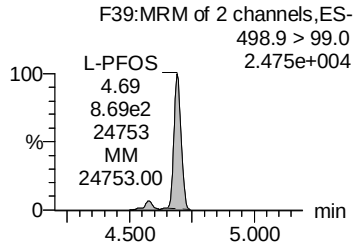


**Total PFOS**

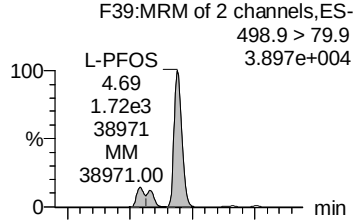


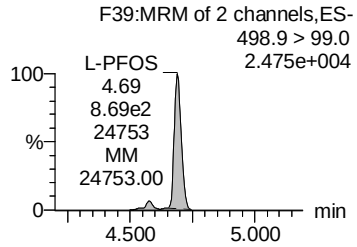


**13C2-PFOA**

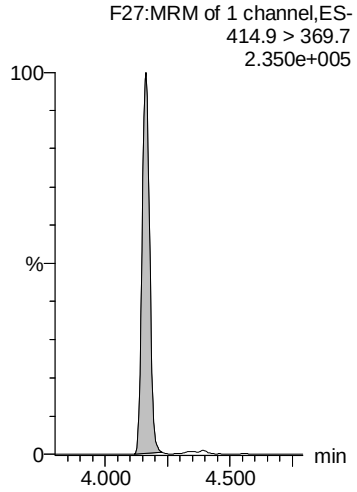


**13C2-PFOA**

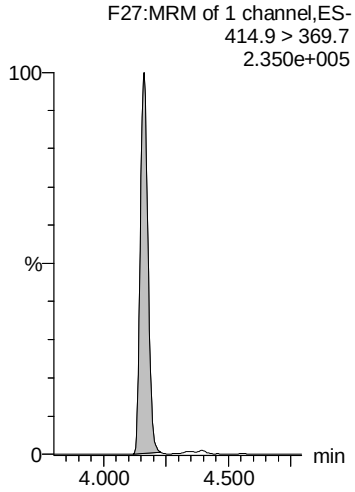


**13C5-PFNA**

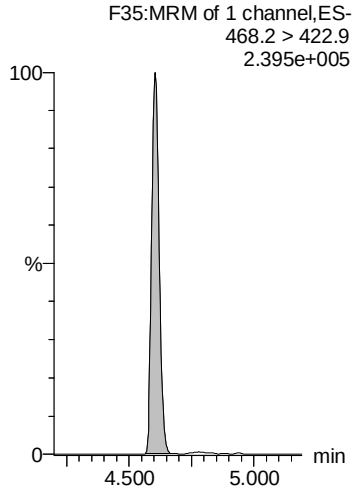


**13C8-PFOS**

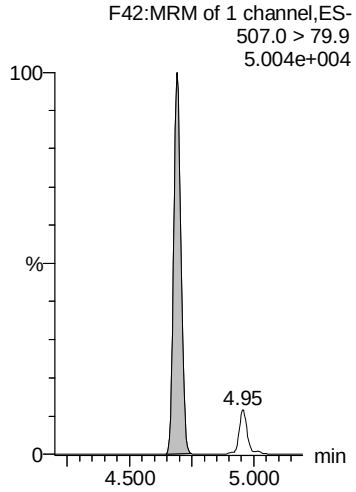


**13C8-PFOS**

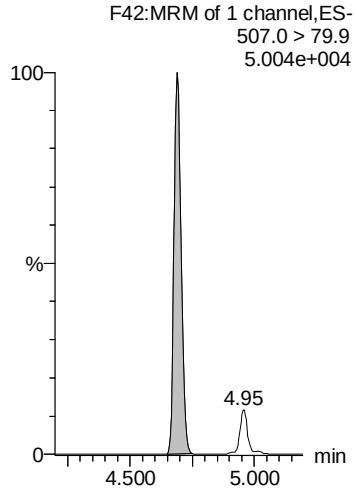


 CGH 8/7/2019

Vista Analytical Laboratory L14

Review: AMR 8/8/2019

Dataset: F:\Projects\PFAS.PRO\Results\190805M1\190508M1-25.qld

Last Altered: Wednesday, August 07, 2019 11:28:30 Pacific Daylight Time
Printed: Wednesday, August 07, 2019 11:29:46 Pacific Daylight Time

**Name: 190805M1_25, Date: 05-Aug-2019, Time: 14:43:26, ID: B9G0264-MS1 Matrix Spike 1.01, Description: Matrix Spike**

**PFDA**

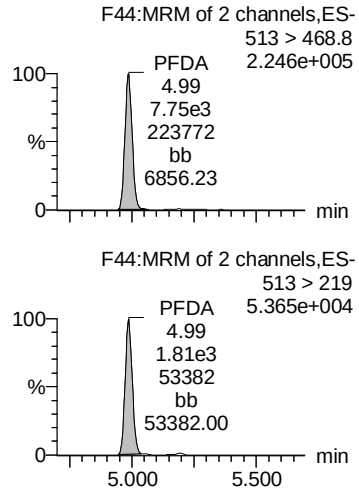


**L-MeFOSAA**

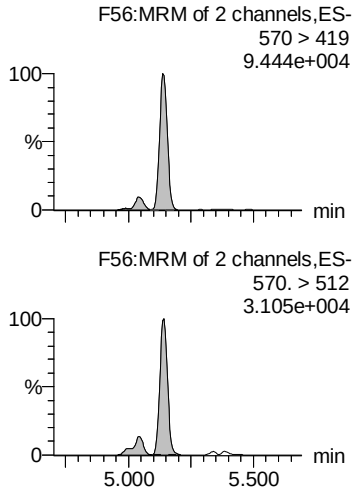


**Total N-MeFOSAA**

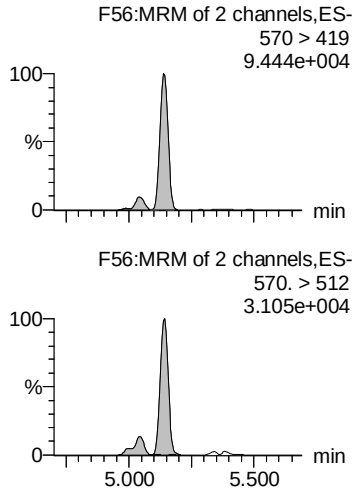


**PFUdA**

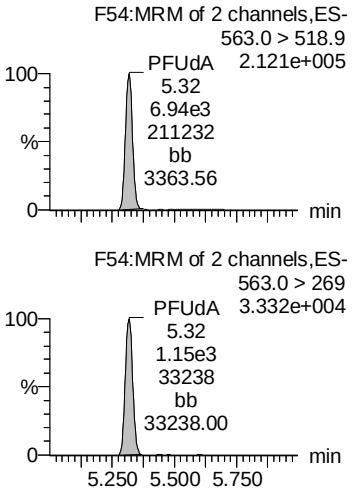


**PFDoA**

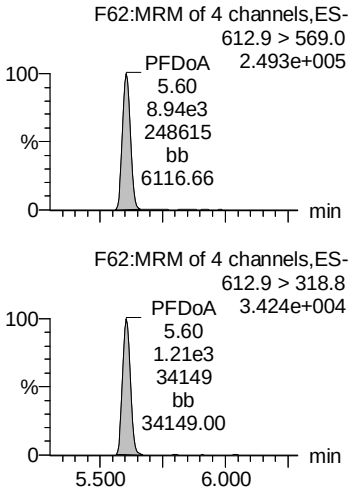


**13C2-PFDA**

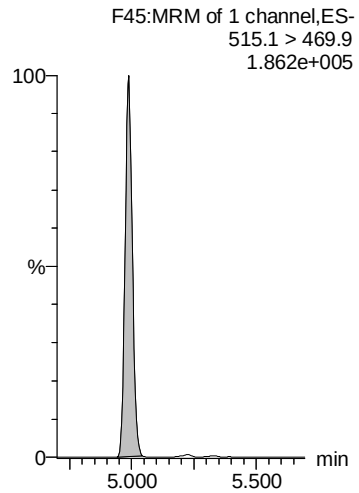


**d3-N-MeFOSAA**

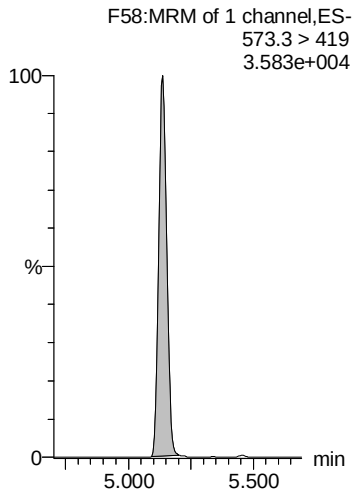


**d3-N-MeFOSAA**

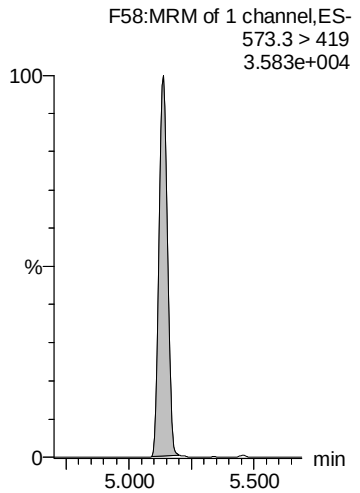


**13C2-PFUdA**

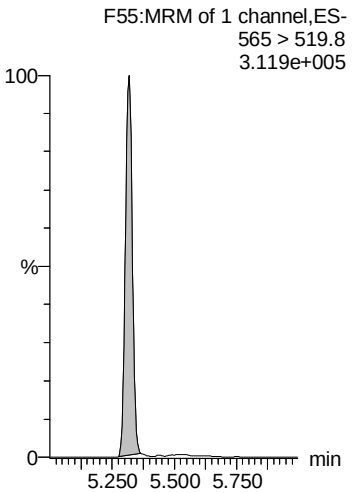


**13C2-PFDoA**

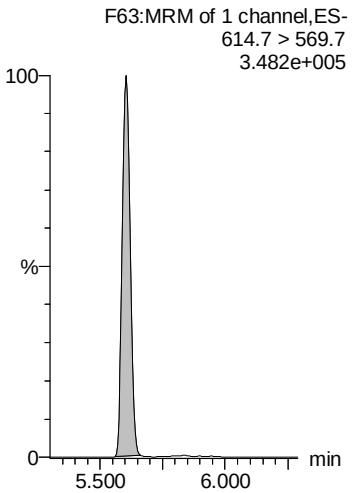


 CGH 8/7/2019

Review: AMR 8/8/2019

Dataset: F:\Projects\PFAS.PRO\Results\190805M1\190508M1-25.qld

Last Altered: Wednesday, August 07, 2019 11:28:30 Pacific Daylight Time
Printed: Wednesday, August 07, 2019 11:29:46 Pacific Daylight Time

**Name: 190805M1_25, Date: 05-Aug-2019, Time: 14:43:26, ID: B9G0264-MS1 Matrix Spike 1.01, Description: Matrix Spike**

**L-EtFOSAA**

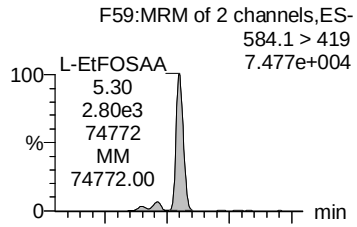


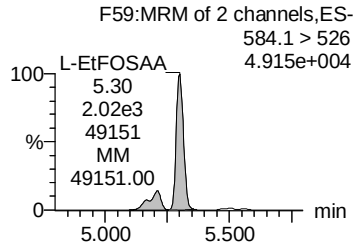


**Total N-EtFOSAA**

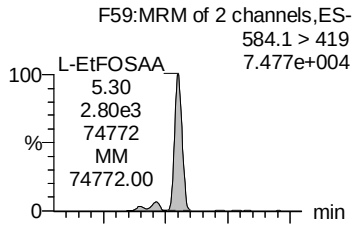


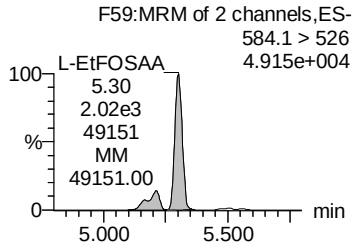


**PFTrDA**

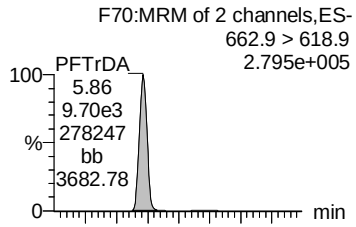


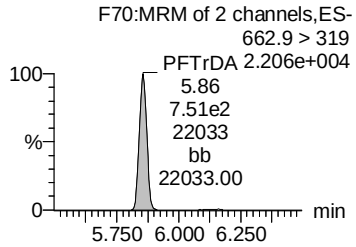


**PFTeDA**

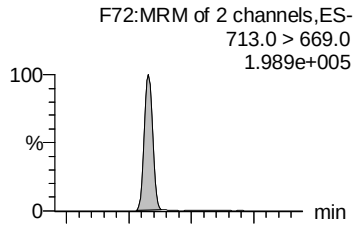


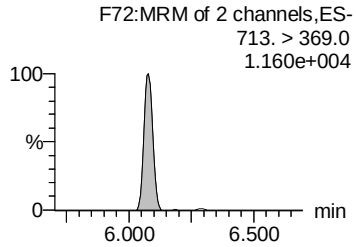


**TDCA**

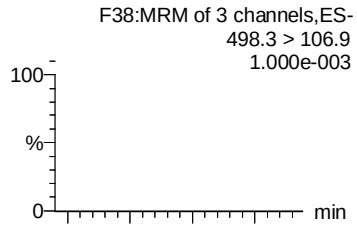


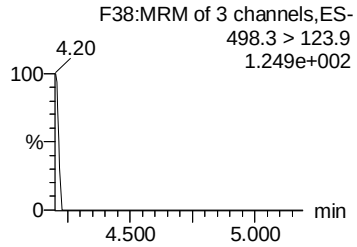


**d5-N-EtFOSAA**

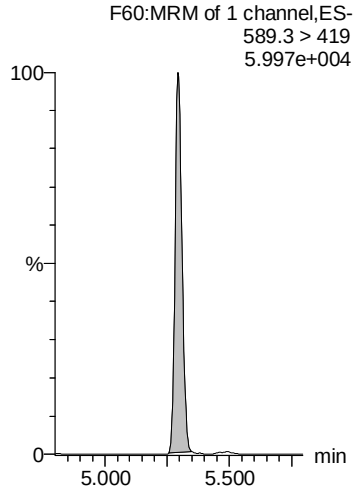


**d5-N-EtFOSAA**

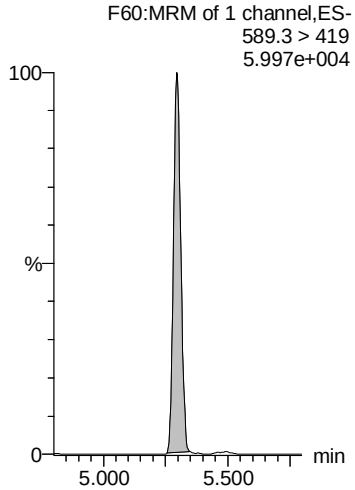


**13C2-PFDoA**

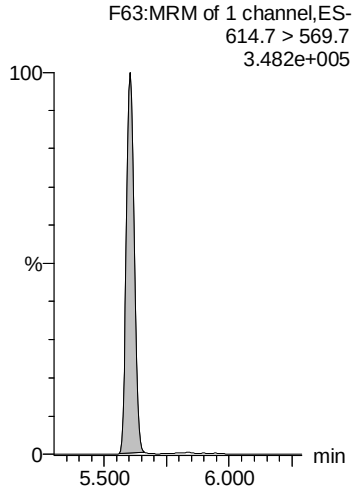


**13C2-PFTeDA**

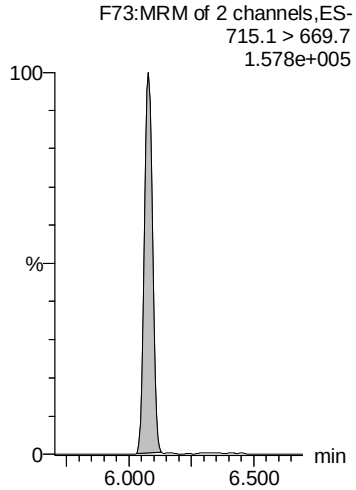


**13C8-PFOS**

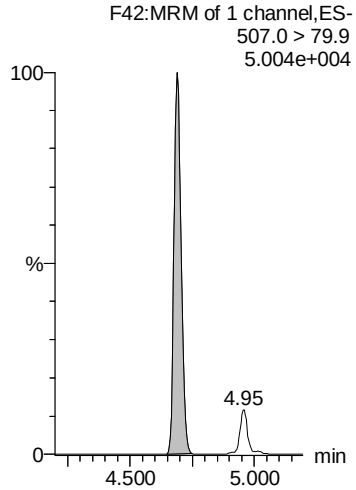




CGH 8/7/2019

Vista Analytical Laboratory L14

Review: AMR 8/8/2019

Dataset: F:\Projects\PFAS.PRO\Results\190805M1\190508M1-25.qld

Last Altered: Wednesday, August 07, 2019 11:28:30 Pacific Daylight Time
Printed: Wednesday, August 07, 2019 11:29:46 Pacific Daylight Time

**Name: 190805M1_25, Date: 05-Aug-2019, Time: 14:43:26, ID: B9G0264-MS1 Matrix Spike 1.01, Description: Matrix Spike**

**13C5-PFHxA**

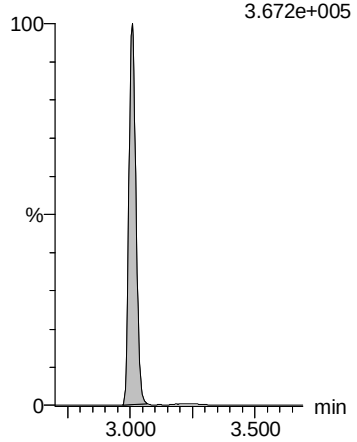


**13C8-PFOA**

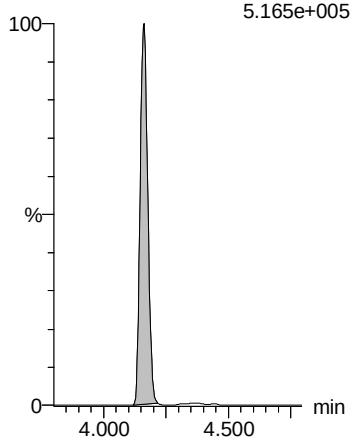


**18O2-PFHxS**

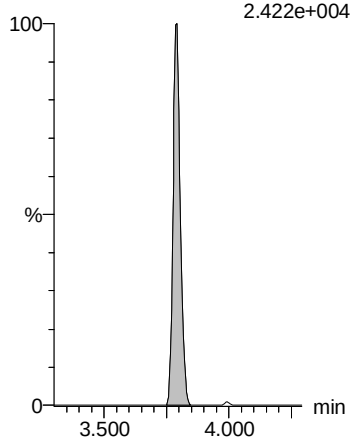


**13C9-PFNA**

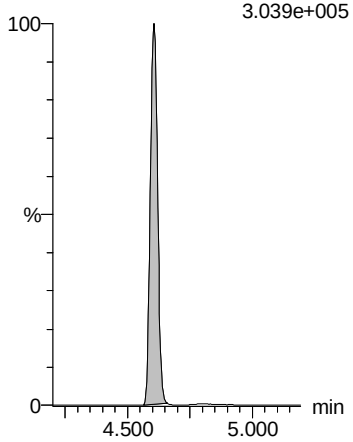


**13C4-PFOS**

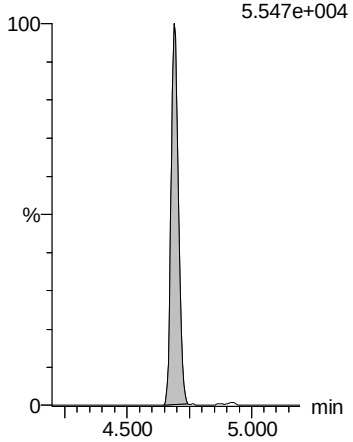


**13C6-PFDA**

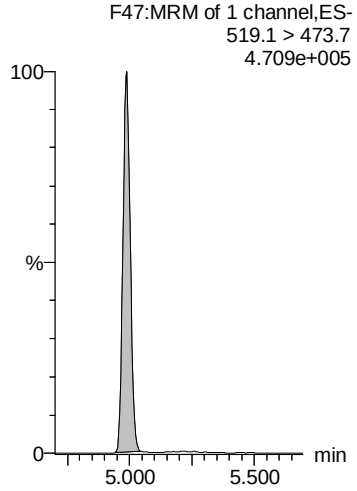


**13C7-PFUdA**

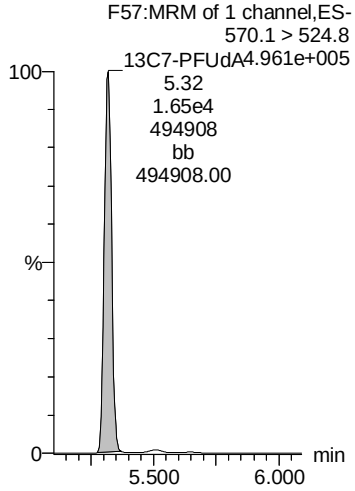


 CGH 8/7/2019

Vista Analytical Laboratory L14

Review: AMR 8/8/2019

Dataset: F:\Projects\PFAS.PRO\Results\190805M1\190508M1-26.qld

Last Altered: Wednesday, August 07, 2019 11:33:20 Pacific Daylight Time
Printed: Wednesday, August 07, 2019 11:34:27 Pacific Daylight Time

**Name: 190805M1_26, Date: 05-Aug-2019, Time: 14:54:05, ID: B9G0264-MSD1 Matrix Spike Dup 1.02, Description: Matrix Spike Dup**

| | # | Name | Trace | Area | IS Area | wt/vol | RRF Mean | Pred.RT | RT | Response | Conc. | %Rec | Ion Ratio | Ratio Out? |
|---|---|---|---|---|---|---|---|---|---|---|---|---|---|---|
| 1 | 5 | PFBS | 299.0 > 79.7 | 1.41e3 | 6.63e2 | 1.01 | | 2.50 | 2.50 | 26.5 | 12.0794 | | 3.034 | NO |
| 2 | 7 | PFHxA | 313.0 > 269.0 | 7.42e3 | 2.84e3 | 1.01 | | 3.01 | 3.01 | 13.1 | 11.9944 | | 13.978 | NO |
| 3 | 11 | PFHpA | 363.0 > 318.9 | 3.72e3 | 3.68e3 | 1.01 | | 3.63 | 3.63 | 12.6 | 10.1951 | | 5.574 | NO |
| 4 | 13 | L-PFHxS | 398.9 > 79.6 | 1.34e3 | 1.80e3 | 1.01 | | 3.79 | 3.79 | 9.29 | 9.9507 | | 1.923 | NO |
| 5 | 80 | Total PFHxS | 398.9 > 79.6 | 1.34e3 | 1.80e3 | 1.01 | | 3.83 | | 9.29 | 9.9507 | | | |
| 6 | 49 | 13C3-PFBS | 302.0 > 98.8 | 6.63e2 | 8.69e2 | 1.01 | 1.062 | 2.50 | 2.50 | 9.54 | 8.8799 | 71.9 | | |
| 7 | 52 | 13C2-PFHxA | 315.0 > 270.0 | 2.84e3 | 1.08e4 | 1.01 | 0.810 | 3.00 | 3.01 | 3.28 | 4.0051 | 81.1 | | |
| 8 | 53 | 13C4-PFHpA | 367.2 > 321.8 | 3.68e3 | 1.08e4 | 1.01 | 0.378 | 3.63 | 3.63 | 4.26 | 11.1227 | 90.0 | | |
| 9 | 54 | 13C3-PFHxS | 401.8 > 79.9 | 1.80e3 | 8.69e2 | 1.01 | 2.294 | 3.79 | 3.79 | 25.9 | 11.1590 | 90.3 | | |
| 10 | 54 | 13C3-PFHxS | 401.8 > 79.9 | 1.80e3 | 8.69e2 | 1.01 | 2.294 | 3.79 | 3.79 | 25.9 | 11.1590 | 90.3 | | |
| 11 | -1 | | | | | | | | | | | | | |
| 12 | 16 | L-PFOA | 412.8 > 368.9 | 1.15e4 | 7.49e3 | 1.01 | | 4.16 | 4.16 | 19.2 | 10.2167 | | 3.733 | NO |
| 13 | 81 | Total PFOA | 412.8 > 368.9 | 1.15e4 | 7.49e3 | 1.01 | | 4.21 | | 19.2 | 10.2167 | | | |
| 14 | 21 | PFNA | 463.0 > 418.8 | 6.89e3 | 7.84e3 | 1.01 | | 4.61 | 4.61 | 11.0 | 10.8654 | | 3.036 | NO |
| 15 | 23 | L-PFOS | 498.9 > 79.9 | 1.90e3 | 1.79e3 | 1.01 | | 4.69 | 4.69 | 13.3 | 10.2928 | | 2.154 | NO |
| 16 | 82 | Total PFOS | 498.9 > 79.9 | 1.90e3 | 1.79e3 | 1.01 | | 4.74 | | 13.3 | 10.2928 | | | |
| 17 | 58 | 13C2-PFOA | 414.9 > 369.7 | 7.49e3 | 1.67e4 | 1.01 | 0.502 | 4.16 | 4.16 | 5.61 | 11.0296 | 89.3 | | |
| 18 | 58 | 13C2-PFOA | 414.9 > 369.7 | 7.49e3 | 1.67e4 | 1.01 | 0.502 | 4.16 | 4.16 | 5.61 | 11.0296 | 89.3 | | |
| 19 | 56 | 13C5-PFNA | 468.2 > 422.9 | 7.84e3 | 9.73e3 | 1.01 | 1.048 | 4.61 | 4.61 | 10.1 | 9.4975 | 76.9 | | |
| 20 | 59 | 13C8-PFOS | 507.0 > 79.9 | 1.79e3 | 2.05e3 | 1.01 | 0.994 | 4.69 | 4.69 | 10.9 | 10.8029 | 87.5 | | |
| 21 | 59 | 13C8-PFOS | 507.0 > 79.9 | 1.79e3 | 2.05e3 | 1.01 | 0.994 | 4.69 | 4.69 | 10.9 | 10.8029 | 87.5 | | |
| 22 | -1 | | | | | | | | | | | | | |
| 23 | 26 | PFDA | 513 > 468.8 | 7.37e3 | 5.92e3 | 1.01 | | 4.99 | 4.99 | 15.6 | 10.8287 | | 4.196 | NO |
| 24 | 29 | L-MeFOSAA | 570 > 419 | 3.72e3 | 1.30e3 | 1.01 | | 5.14 | 5.14 | 35.8 | 12.4945 | | 2.539 | NO |
| 25 | 83 | Total N-MeFOSAA | 570. > 419 | 3.72e3 | 1.30e3 | 1.01 | | 5.19 | | 35.8 | 12.4945 | | | |
| 26 | 33 | PFUdA | 563.0 > 518.9 | 7.08e3 | 9.47e3 | 1.01 | | 5.32 | 5.32 | 9.34 | 10.5679 | | 5.104 | NO |
| 27 | 37 | PFDoA | 612.9 > 569.0 | 9.19e3 | 1.22e4 | 1.01 | | 5.60 | 5.60 | 9.45 | 9.4985 | | 7.169 | NO |
| 28 | 60 | 13C2-PFDA | 515.1 > 469.9 | 5.92e3 | 1.65e4 | 1.01 | 0.710 | 4.98 | 4.99 | 4.50 | 6.2535 | 50.6 | | |
| 29 | 62 | d3-N-MeFOSAA | 573.3 > 419 | 1.30e3 | 1.67e4 | 1.01 | 0.143 | 5.14 | 5.14 | 0.974 | 6.7376 | 54.5 | | |
| 30 | 62 | d3-N-MeFOSAA | 573.3 > 419 | 1.30e3 | 1.67e4 | 1.01 | 0.143 | 5.14 | 5.14 | 0.974 | 6.7376 | 54.5 | | |
| 31 | 63 | 13C2-PFUdA | 565 > 519.8 | 9.47e3 | 1.67e4 | 1.01 | 0.832 | 5.32 | 5.32 | 7.11 | 8.4363 | 68.3 | | |
| 32 | 65 | 13C2-PFDoA | 614.7 > 569.7 | 1.22e4 | 1.65e4 | 1.01 | 1.249 | 5.60 | 5.60 | 9.24 | 7.3095 | 59.2 | | |
| 33 | -1 | | | | | | | | | | | | | |
| 34 | 31 | L-EtFOSAA | 584.1 > 419 | 2.72e3 | 1.94e3 | 1.01 | | 5.29 | 5.30 | 17.5 | 12.4397 | | 1.389 | NO |
| 35 | 84 | Total N-EtFOSAA | 584.1 > 419 | 2.72e3 | 1.94e3 | 1.01 | | 5.33 | | 17.5 | 12.4397 | | | |
| 36 | 39 | PFTrDA | 662.9 > 618.9 | 1.11e4 | 1.22e4 | 1.01 | | 5.86 | 5.86 | 11.4 | 10.6287 | | 13.378 | NO |


CGH 8/7/2019

Vista Analytical Laboratory L14

Review: AMR 8/8/2019

Dataset: F:\Projects\PFAS.PRO\Results\190805M1\190508M1-26.qld

Last Altered: Wednesday, August 07, 2019 11:33:20 Pacific Daylight Time
Printed: Wednesday, August 07, 2019 11:34:27 Pacific Daylight Time

**Name: 190805M1_26, Date: 05-Aug-2019, Time: 14:54:05, ID: B9G0264-MSD1 Matrix Spike Dup 1.02, Description: Matrix Spike Dup**

| | # | Name | Trace | Area | IS Area | wt/vol | RRF Mean | Pred.RT | RT | Response | Conc. | %Rec | Ion Ratio | Ratio Out? |
|---|---|---|---|---|---|---|---|---|---|---|---|---|---|---|
| 37 | 41 | PFTeDA | 713.0 > 669.0 | 8.25e3 | 6.46e3 | 1.01 | | 6.08 | 6.08 | 16.0 | 9.0809 | | 12.644 | NO |
| 38 | 85 | TDCA | 498.3>106.9 | | | 1.01 | | 5.45 | | | | | | |
| 39 | 64 | d5-N-EtFOSAA | 589.3 > 419 | 1.94e3 | 1.67e4 | 1.01 | 0.202 | 5.29 | 5.29 | 1.46 | 7.1069 | 57.5 | | |
| 40 | 64 | d5-N-EtFOSAA | 589.3 > 419 | 1.94e3 | 1.67e4 | 1.01 | 0.202 | 5.29 | 5.29 | 1.46 | 7.1069 | 57.5 | | |
| 41 | 65 | 13C2-PFDoA | 614.7 > 569.7 | 1.22e4 | 1.65e4 | 1.01 | 1.249 | 5.60 | 5.60 | 9.24 | 7.3095 | 59.2 | | |
| 42 | 67 | 13C2-PFTeDA | 715.1 > 669.7 | 6.46e3 | 1.67e4 | 1.01 | 0.452 | 6.08 | 6.08 | 4.85 | 10.5943 | 85.8 | | |
| 43 | 59 | 13C8-PFOS | 507.0 > 79.9 | 1.79e3 | 2.05e3 | 1.01 | 0.994 | 4.69 | 4.69 | 10.9 | 10.8029 | 87.5 | | |
| 44 | -1 | | | | | | | | | | | | | |
| 45 | 73 | 13C5-PFHxA | 318.0 > 272.9 | 1.08e4 | 1.08e4 | 1.01 | 1.000 | 3.00 | 3.01 | 12.5 | 12.3518 | 100.0 | | |
| 46 | 75 | 13C8-PFOA | 420.9 > 376.0 | 1.67e4 | 1.67e4 | 1.01 | 1.000 | 4.16 | 4.16 | 12.5 | 12.3518 | 100.0 | | |
| 47 | 74 | 18O2-PFHxS | 403.0 > 102.6 | 8.69e2 | 8.69e2 | 1.01 | 1.000 | 3.79 | 3.79 | 12.5 | 12.3518 | 100.0 | | |
| 48 | 76 | 13C9-PFNA | 472.2 > 426.9 | 9.73e3 | 9.73e3 | 1.01 | 1.000 | 4.61 | 4.60 | 12.5 | 12.3518 | 100.0 | | |
| 49 | 77 | 13C4-PFOS | 503 > 79.9 | 2.05e3 | 2.05e3 | 1.01 | 1.000 | 4.69 | 4.69 | 12.5 | 12.3518 | 100.0 | | |
| 50 | 78 | 13C6-PFDA | 519.1 > 473.7 | 1.65e4 | 1.65e4 | 1.01 | 1.000 | 4.98 | 4.98 | 12.5 | 12.3518 | 100.0 | | |
| 51 | 79 | 13C7-PFUdA | 570.1 > 524.8 | 1.67e4 | 1.67e4 | 1.01 | 1.000 | 5.32 | 5.32 | 12.5 | 12.3518 | 100.0 | | |


CGH 8/7/2019

Vista Analytical Laboratory L14

Review: AMR 8/8/2019

Dataset: F:\Projects\PFAS.PRO\Results\190805M1\190508M1-26.qld

Last Altered: Wednesday, August 07, 2019 11:33:20 Pacific Daylight Time
Printed: Wednesday, August 07, 2019 11:34:27 Pacific Daylight Time

**Method: F:\Projects\PFAS.PRO\MethDB\PFAS_FULL_80C_080519.mdb 05 Aug 2019 14:58:12**
**Calibration: F:\Projects\PFAS.PRO\CurveDB\C18_VAL-PFAS_Q4_08-02-19.cdb 03 Aug 2019 11:02:31**

**Name: 190805M1_26, Date: 05-Aug-2019, Time: 14:54:05, ID: B9G0264-MSD1 Matrix Spike Dup 1.02, Description: Matrix Spike Dup**

**PFBS**

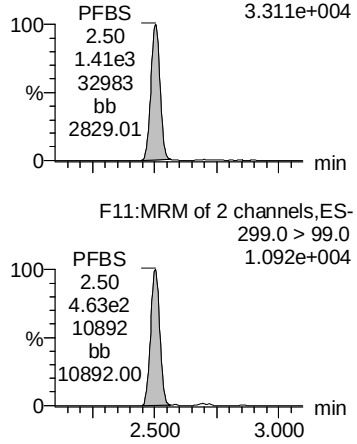


**PFHxA**

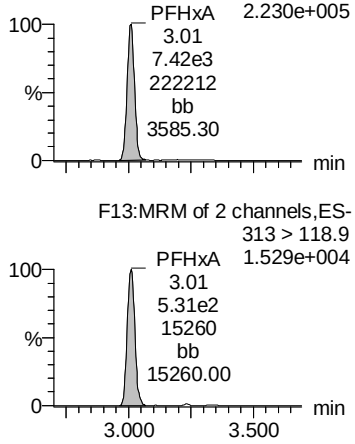


**PFHpA**

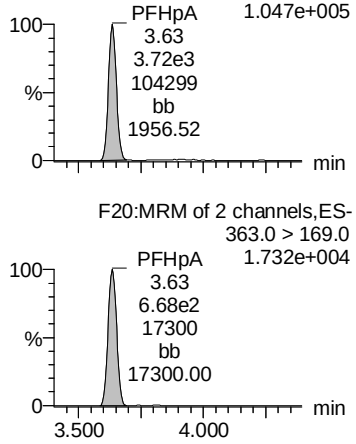


**L-PFHxS**

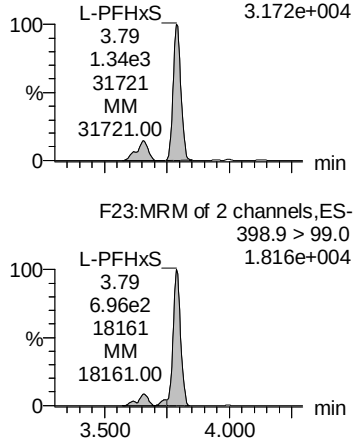


**Total PFHxS**

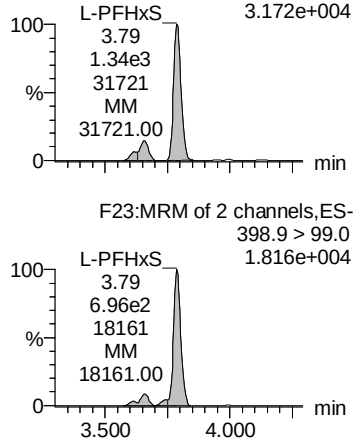


**13C3-PFBS**

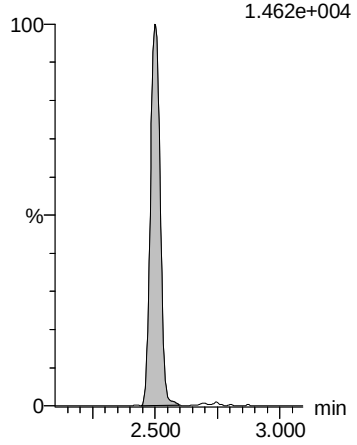


**13C2-PFHxA**

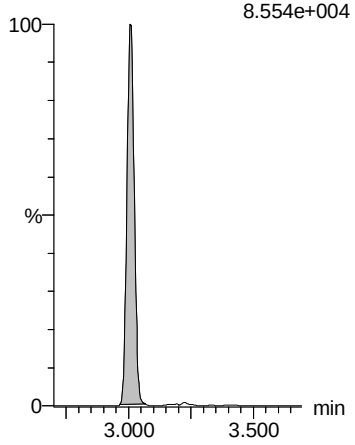


**13C4-PFHpA**

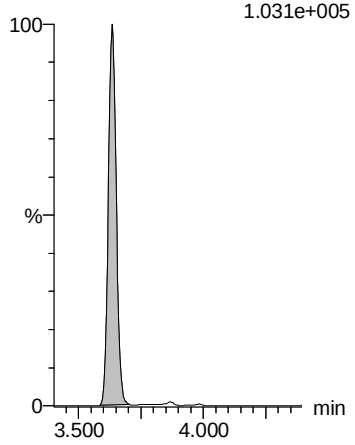


**13C3-PFHxS**

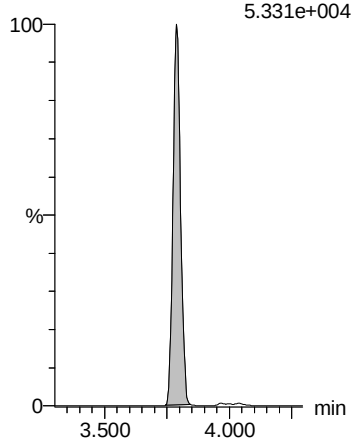


**13C3-PFHxS**

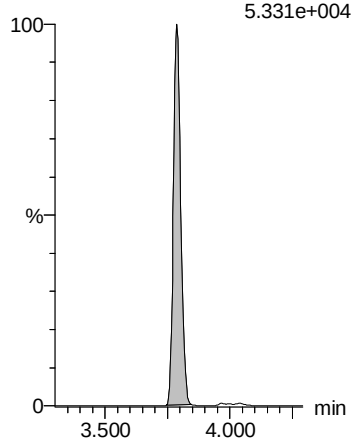


 CGH 8/7/2019

Vista Analytical Laboratory L14

Review: AMR 8/8/2019

Dataset: F:\Projects\PFAS.PRO\Results\190805M1\190508M1-26.qld

Last Altered: Wednesday, August 07, 2019 11:33:20 Pacific Daylight Time
Printed: Wednesday, August 07, 2019 11:34:27 Pacific Daylight Time

**Name: 190805M1_26, Date: 05-Aug-2019, Time: 14:54:05, ID: B9G0264-MSD1 Matrix Spike Dup 1.02, Description: Matrix Spike Dup**

**L-PFOA**

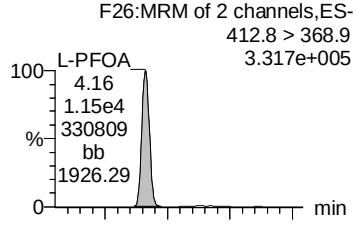


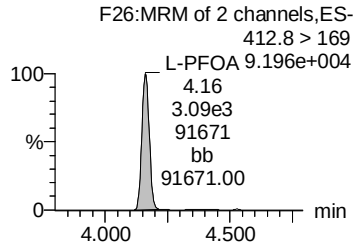


**Total PFOA**

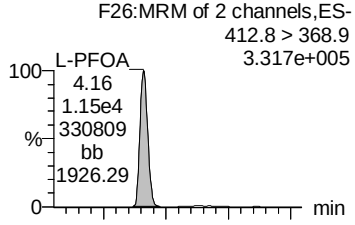


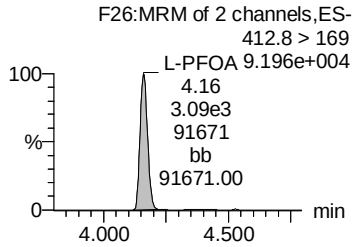


**PFNA**

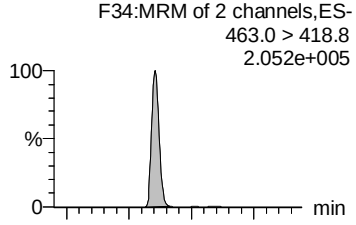


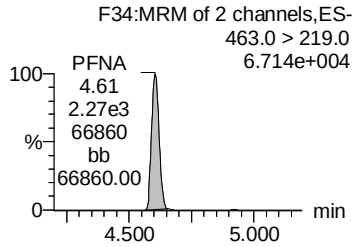


**L-PFOS**

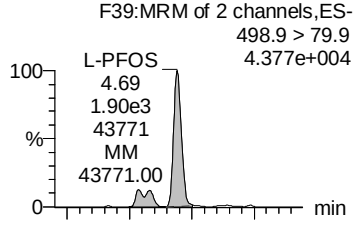


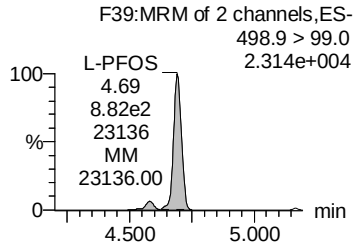


**Total PFOS**

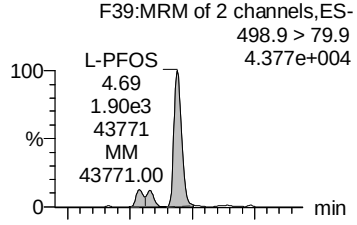


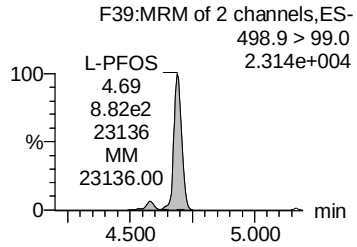


**13C2-PFOA**

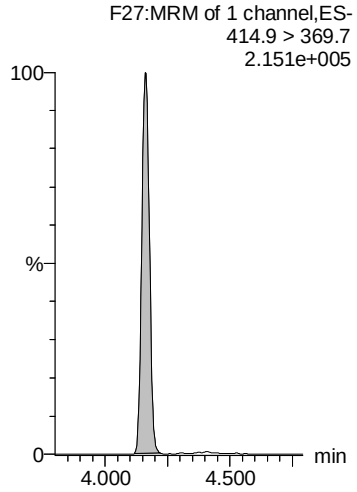


**13C2-PFOA**

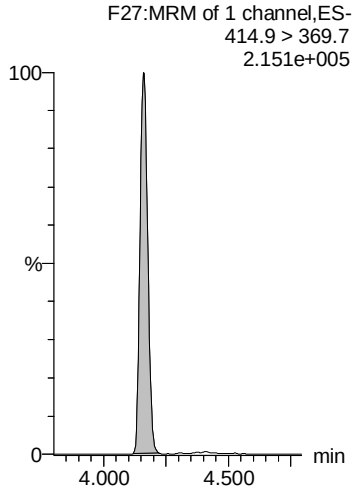


**13C5-PFNA**

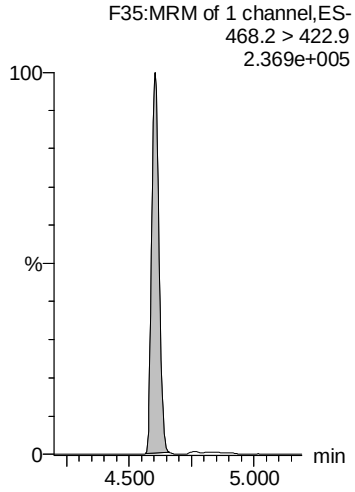


**13C8-PFOS**

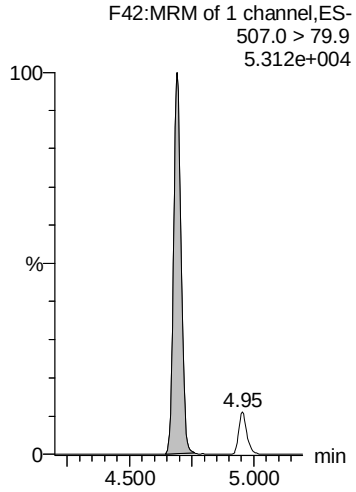


**13C8-PFOS**

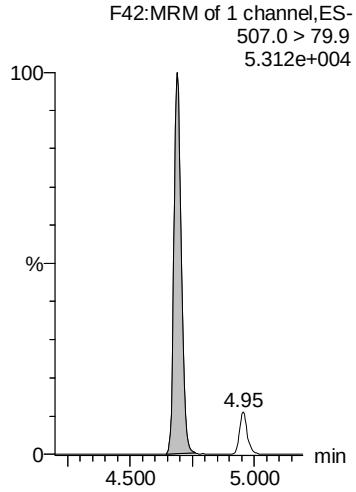


 CGH 8/7/2019

Vista Analytical Laboratory L14

Review: AMR 8/8/2019

Dataset: F:\Projects\PFAS.PRO\Results\190805M1\190508M1-26.qld

Last Altered: Wednesday, August 07, 2019 11:33:20 Pacific Daylight Time
Printed: Wednesday, August 07, 2019 11:34:27 Pacific Daylight Time

**Name: 190805M1_26, Date: 05-Aug-2019, Time: 14:54:05, ID: B9G0264-MSD1 Matrix Spike Dup 1.02, Description: Matrix Spike Dup**

**PFDA**

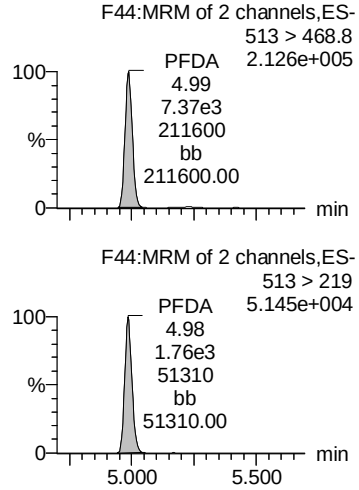


**L-MeFOSAA**

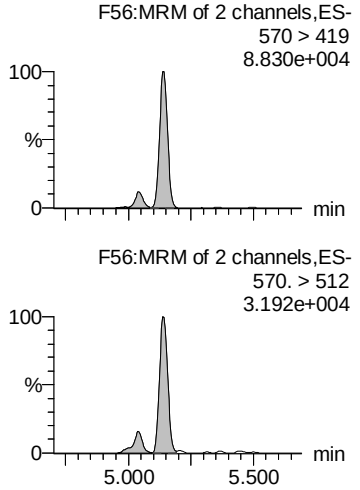


**Total N-MeFOSAA**

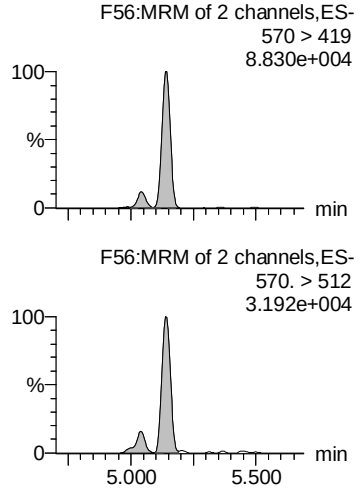


**PFUdA**

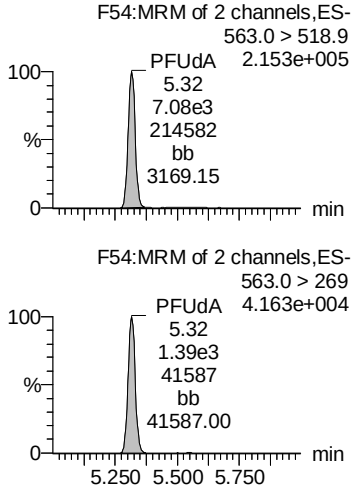


**PFDoA**

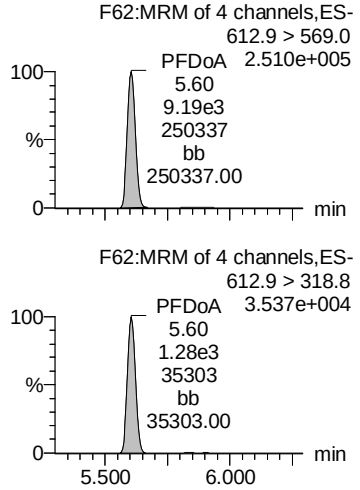


**13C2-PFDA**

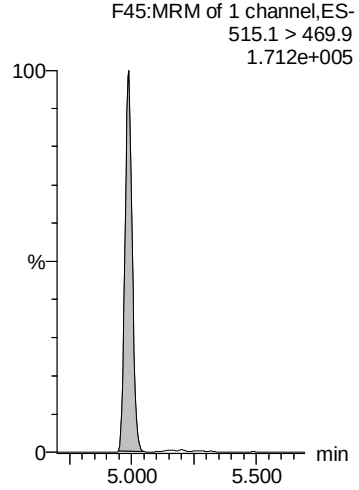


**d3-N-MeFOSAA**

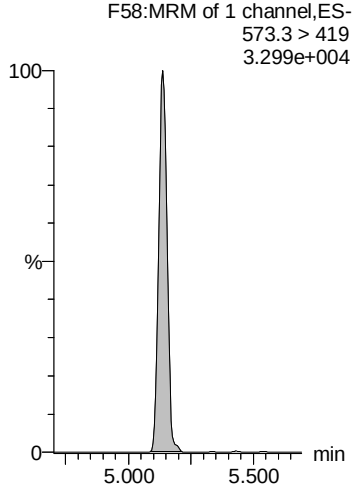


**d3-N-MeFOSAA**

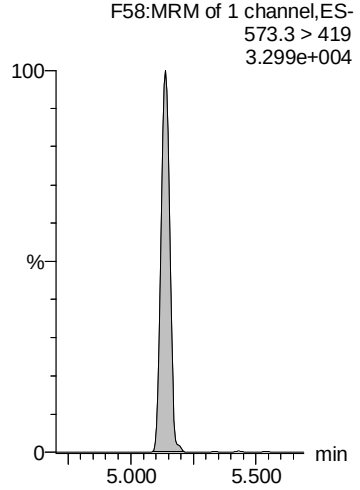


**13C2-PFUdA**

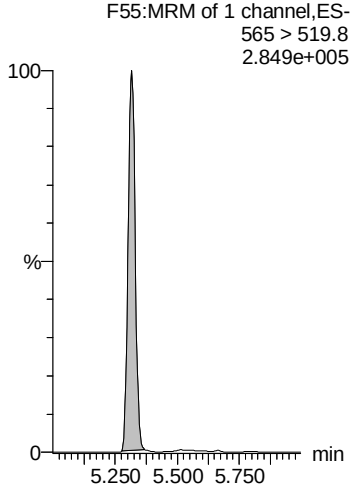


**13C2-PFDoA**

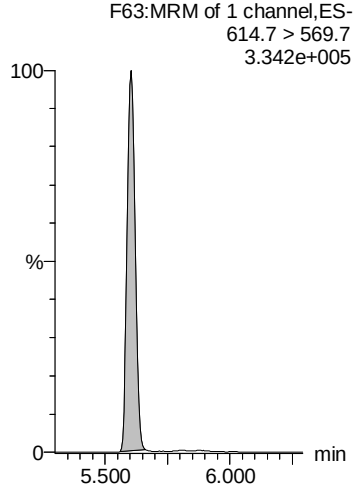


 CGH 8/7/2019

Review: AMR 8/8/2019

Dataset: F:\Projects\PFAS.PRO\Results\190805M1\190508M1-26.qld

Last Altered: Wednesday, August 07, 2019 11:33:20 Pacific Daylight Time
Printed: Wednesday, August 07, 2019 11:34:27 Pacific Daylight Time

**Name: 190805M1_26, Date: 05-Aug-2019, Time: 14:54:05, ID: B9G0264-MSD1 Matrix Spike Dup 1.02, Description: Matrix Spike Dup**

**L-EtFOSAA**

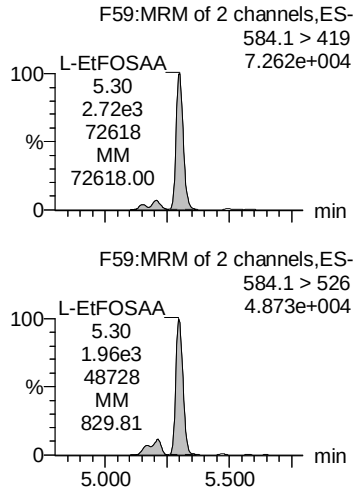


**Total N-EtFOSAA**

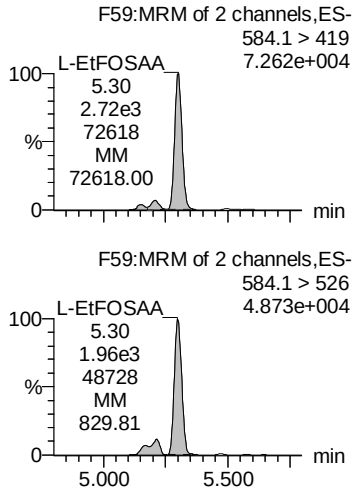


**PFTrDA**

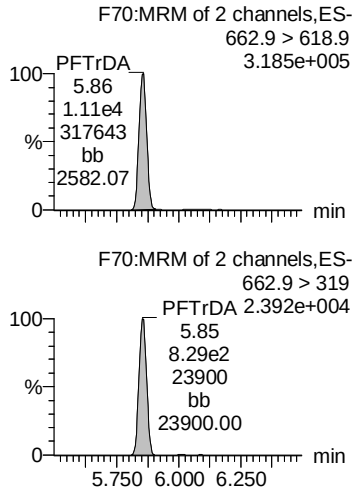


**PFTeDA**

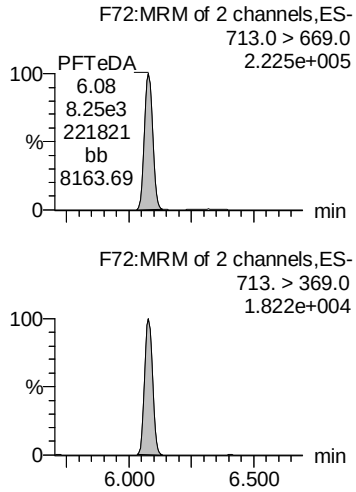


**TDCA**

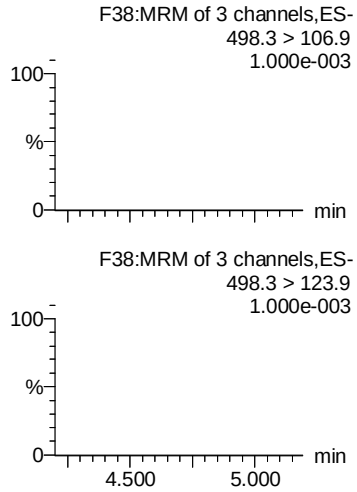


**d5-N-EtFOSAA**

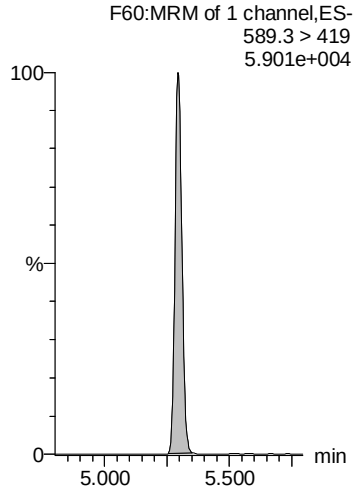


**d5-N-EtFOSAA**

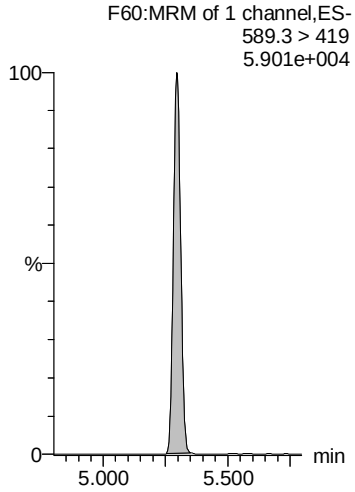


**13C2-PFDoA**

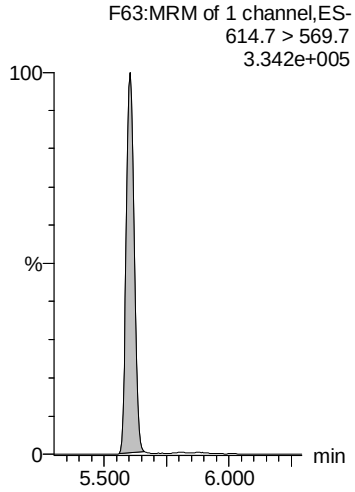


**13C2-PFTeDA**

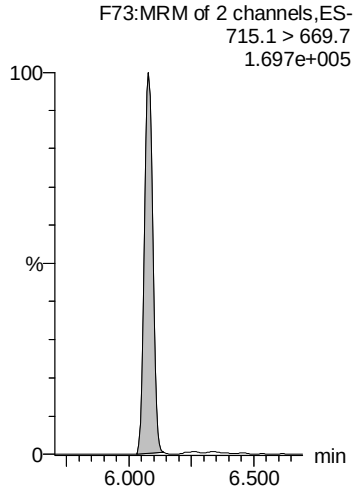


**13C8-PFOS**

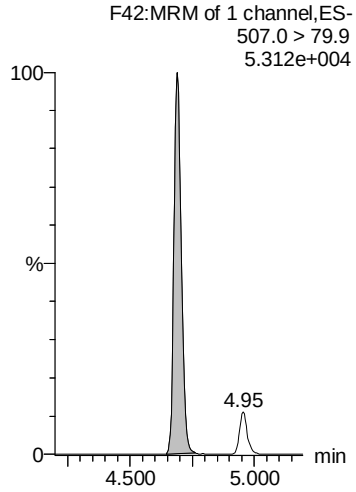




CGH 8/7/2019

Review: AMR 8/8/2019

Dataset: F:\Projects\PFAS.PRO\Results\190805M1\190508M1-26.qld

Last Altered: Wednesday, August 07, 2019 11:33:20 Pacific Daylight Time
Printed: Wednesday, August 07, 2019 11:34:27 Pacific Daylight Time

**Name: 190805M1_26, Date: 05-Aug-2019, Time: 14:54:05, ID: B9G0264-MSD1 Matrix Spike Dup 1.02, Description: Matrix Spike Dup**

**13C5-PFHxA**

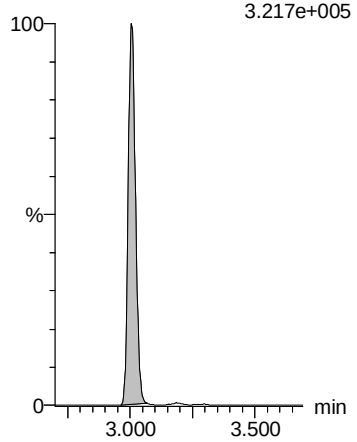


**13C8-PFOA**

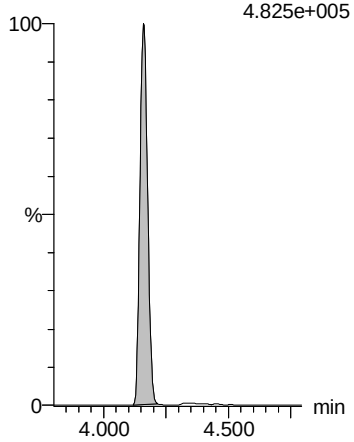


**18O2-PFHxS**

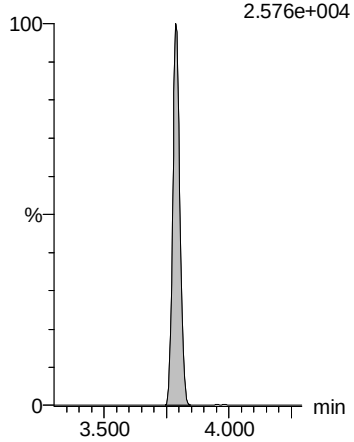


**13C9-PFNA**

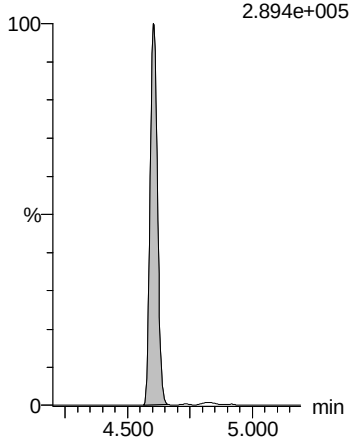


**13C4-PFOS**

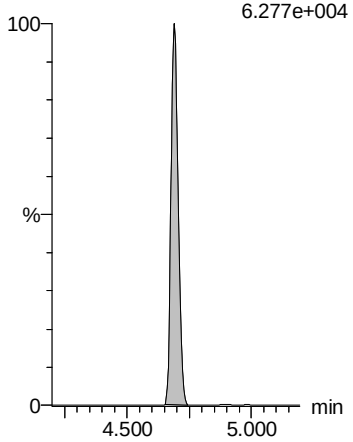


**13C6-PFDA**

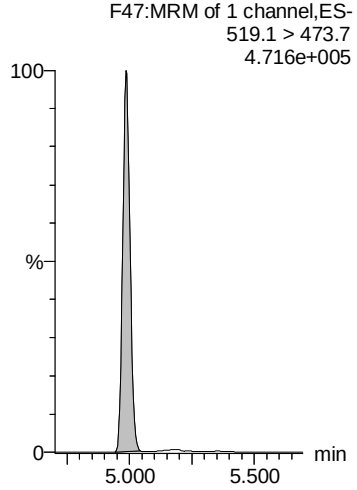


**13C7-PFUdA**

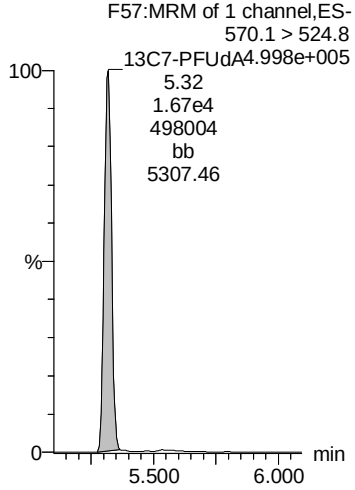




CGH 8/7/2019

Vista Analytical Laboratory L14

Review: AMR 8/8/2019

Dataset: F:\Projects\PFAS.PRO\Results\190805M1\190508M1-32.qld

Last Altered: Wednesday, August 07, 2019 11:07:44 Pacific Daylight Time
Printed: Wednesday, August 07, 2019 11:08:44 Pacific Daylight Time

**Name: 190805M1_32, Date: 05-Aug-2019, Time: 15:57:38, ID: 1902189-09 NON-B03-SO-15-15.5 1.07, Description: NON-B03-SO-15-15.5**

| | # | Name | Trace | Area | IS Area | wt/vol | RRF Mean | Pred.RT | RT | Response | Conc. | %Rec | Ion Ratio | Ratio Out? |
|---|---|---|---|---|---|---|---|---|---|---|---|---|---|---|
| 1 | 5 | PFBS | 299.0 > 79.7 | | 6.04e2 | 1.03 | | 2.51 | | | | | | |
| 2 | 7 | PFHxA | 313.0 > 269.0 | 9.59e1 | 3.48e3 | 1.03 | | 3.01 | 3.01 | 0.138 | 0.1157 | | 26.916 | YES |
| 3 | 11 | PFHpA | 363.0 > 318.9 | | 3.89e3 | 1.03 | | 3.64 | | | | | | |
| 4 | 13 | L-PFHxS | 398.9 > 79.6 | 1.41e1 | 1.77e3 | 1.03 | | 3.79 | 3.80 | 0.100 | 0.1029 | | 3.906 | YES |
| 5 | 80 | Total PFHxS | 398.9 > 79.6 | 1.41e1 | 1.77e3 | 1.03 | | 3.83 | | 0.100 | 0.1029 | | | |
| 6 | 49 | 13C3-PFBS | 302.0 > 98.8 | 6.04e2 | 7.43e2 | 1.03 | 1.062 | 2.50 | 2.51 | 10.2 | 9.2993 | 76.6 | | |
| 7 | 52 | 13C2-PFHxA | 315.0 > 270.0 | 3.48e3 | 1.20e4 | 1.03 | 0.810 | 3.00 | 3.01 | 3.64 | 4.3597 | 89.8 | | |
| 8 | 53 | 13C4-PFHpA | 367.2 > 321.8 | 3.89e3 | 1.20e4 | 1.03 | 0.378 | 3.63 | 3.64 | 4.06 | 10.4273 | 85.9 | | |
| 9 | 54 | 13C3-PFHxS | 401.8 > 79.9 | 1.77e3 | 7.43e2 | 1.03 | 2.294 | 3.79 | 3.79 | 29.8 | 12.5980 | 103.8 | | |
| 10 | 54 | 13C3-PFHxS | 401.8 > 79.9 | 1.77e3 | 7.43e2 | 1.03 | 2.294 | 3.79 | 3.79 | 29.8 | 12.5980 | 103.8 | | |
| 11 | -1 | | | | | | | | | | | | | |
| 12 | 16 | L-PFOA | 412.8 > 368.9 | 1.98e2 | 8.74e3 | 1.03 | | 4.16 | 4.17 | 0.283 | 0.1313 | | 6.085 | YES |
| 13 | 81 | Total PFOA | 412.8 > 368.9 | 1.98e2 | 8.74e3 | 1.03 | | 4.21 | | 0.283 | 0.1313 | | | |
| 14 | 21 | PFNA | 463.0 > 418.8 | 3.32e1 | 8.22e3 | 1.03 | | 4.61 | 4.61 | 0.0505 | 0.0392 | | 6.376 | YES |
| 15 | 23 | L-PFOS | 498.9 > 79.9 | 2.90e2 | 1.65e3 | 1.03 | | 4.70 | 4.69 | 2.20 | 1.8147 | | 1.446 | NO |
| 16 | 82 | Total PFOS | 498.9 > 79.9 | 2.90e2 | 1.65e3 | 1.03 | | 4.74 | | 2.20 | 1.8147 | | | |
| 17 | 58 | 13C2-PFOA | 414.9 > 369.7 | 8.74e3 | 1.85e4 | 1.03 | 0.502 | 4.16 | 4.16 | 5.91 | 11.4276 | 94.1 | | |
| 18 | 58 | 13C2-PFOA | 414.9 > 369.7 | 8.74e3 | 1.85e4 | 1.03 | 0.502 | 4.16 | 4.16 | 5.91 | 11.4276 | 94.1 | | |
| 19 | 56 | 13C5-PFNA | 468.2 > 422.9 | 8.22e3 | 1.09e4 | 1.03 | 1.048 | 4.61 | 4.61 | 9.40 | 8.7114 | 71.8 | | |
| 20 | 59 | 13C8-PFOS | 507.0 > 79.9 | 1.65e3 | 1.72e3 | 1.03 | 0.994 | 4.69 | 4.70 | 12.0 | 11.7240 | 96.6 | | |
| 21 | 59 | 13C8-PFOS | 507.0 > 79.9 | 1.65e3 | 1.72e3 | 1.03 | 0.994 | 4.69 | 4.70 | 12.0 | 11.7240 | 96.6 | | |
| 22 | -1 | | | | | | | | | | | | | |
| 23 | 26 | PFDA | 513 > 468.8 | 2.37e1 | 6.50e3 | 1.03 | | 4.99 | 4.99 | 0.0457 | 0.0146 | | 5.186 | NO |
| 24 | 29 | L-MeFOSAA | 570 > 419 | | 1.38e3 | 1.03 | | 5.14 | | | | | | |
| 25 | 83 | Total N-MeFOSAA | 570. > 419 | 0.00e0 | 1.38e3 | 1.03 | | 5.19 | | 0.000 | | | | |
| 26 | 33 | PFUdA | 563.0 > 518.9 | 5.28e1 | 9.99e3 | 1.03 | | 5.32 | 5.32 | 0.0661 | 0.0320 | | 9.153 | YES |
| 27 | 37 | PFDoA | 612.9 > 569.0 | | 1.21e4 | 1.03 | | 5.60 | | | | | | |
| 28 | 60 | 13C2-PFDA | 515.1 > 469.9 | 6.50e3 | 1.68e4 | 1.03 | 0.710 | 4.98 | 4.99 | 4.82 | 6.5948 | 54.3 | | |
| 29 | 62 | d3-N-MeFOSAA | 573.3 > 419 | 1.38e3 | 1.71e4 | 1.03 | 0.143 | 5.14 | 5.14 | 1.01 | 6.8671 | 56.6 | | |
| 30 | 62 | d3-N-MeFOSAA | 573.3 > 419 | 1.38e3 | 1.71e4 | 1.03 | 0.143 | 5.14 | 5.14 | 1.01 | 6.8671 | 56.6 | | |
| 31 | 63 | 13C2-PFUdA | 565 > 519.8 | 9.99e3 | 1.71e4 | 1.03 | 0.832 | 5.32 | 5.32 | 7.31 | 8.5311 | 70.3 | | |
| 32 | 65 | 13C2-PFDoA | 614.7 > 569.7 | 1.21e4 | 1.68e4 | 1.03 | 1.249 | 5.60 | 5.60 | 9.02 | 7.0122 | 57.8 | | |
| 33 | -1 | | | | | | | | | | | | | |
| 34 | 31 | L-EtFOSAA | 584.1 > 419 | | 2.04e3 | 1.03 | | 5.30 | | | | | | |
| 35 | 84 | Total N-EtFOSAA | 584.1 > 419 | 0.00e0 | 2.04e3 | 1.03 | | 5.33 | | 0.000 | | | | |
| 36 | 39 | PFTrDA | 662.9 > 618.9 | | 1.21e4 | 1.03 | | 5.86 | | | | | | |


CGH 8/7/2019

Vista Analytical Laboratory L14

Review: AMR 8/8/2019

Dataset: F:\Projects\PFAS.PRO\Results\190805M1\190508M1-32.qld

Last Altered: Wednesday, August 07, 2019 11:07:44 Pacific Daylight Time
Printed: Wednesday, August 07, 2019 11:08:44 Pacific Daylight Time

**Name: 190805M1_32, Date: 05-Aug-2019, Time: 15:57:38, ID: 1902189-09 NON-B03-SO-15-15.5 1.07, Description: NON-B03-SO-15-15.5**

| | # | Name | Trace | Area | IS Area | wt/vol | RRF Mean | Pred.RT | RT | Response | Conc. | %Rec | Ion Ratio | Ratio Out? |
|---|---|---|---|---|---|---|---|---|---|---|---|---|---|---|
| 37 | 41 | PFTeDA | 713.0 > 669.0 | | 6.01e3 | 1.03 | | 6.08 | | | | | | |
| 38 | 85 | TDCA | 498.3>106.9 | | | 1.03 | | 5.45 | | | | | | |
| 39 | 64 | d5-N-EtFOSAA | 589.3 > 419 | 2.04e3 | 1.71e4 | 1.03 | 0.202 | 5.29 | 5.30 | 1.49 | 7.1663 | 59.0 | | |
| 40 | 64 | d5-N-EtFOSAA | 589.3 > 419 | 2.04e3 | 1.71e4 | 1.03 | 0.202 | 5.29 | 5.30 | 1.49 | 7.1663 | 59.0 | | |
| 41 | 65 | 13C2-PFDoA | 614.7 > 569.7 | 1.21e4 | 1.68e4 | 1.03 | 1.249 | 5.60 | 5.60 | 9.02 | 7.0122 | 57.8 | | |
| 42 | 67 | 13C2-PFTeDA | 715.1 > 669.7 | 6.01e3 | 1.71e4 | 1.03 | 0.452 | 6.08 | 6.08 | 4.40 | 9.4466 | 77.8 | | |
| 43 | 59 | 13C8-PFOS | 507.0 > 79.9 | 1.65e3 | 1.72e3 | 1.03 | 0.994 | 4.69 | 4.70 | 12.0 | 11.7240 | 96.6 | | |
| 44 | -1 | | | | | | | | | | | | | |
| 45 | 73 | 13C5-PFHxA | 318.0 > 272.9 | 1.20e4 | 1.20e4 | 1.03 | 1.000 | 3.00 | 3.01 | 12.5 | 12.1404 | 100.0 | | |
| 46 | 75 | 13C8-PFOA | 420.9 > 376.0 | 1.85e4 | 1.85e4 | 1.03 | 1.000 | 4.16 | 4.16 | 12.5 | 12.1404 | 100.0 | | |
| 47 | 74 | 18O2-PFHxS | 403.0 > 102.6 | 7.43e2 | 7.43e2 | 1.03 | 1.000 | 3.79 | 3.79 | 12.5 | 12.1404 | 100.0 | | |
| 48 | 76 | 13C9-PFNA | 472.2 > 426.9 | 1.09e4 | 1.09e4 | 1.03 | 1.000 | 4.61 | 4.61 | 12.5 | 12.1404 | 100.0 | | |
| 49 | 77 | 13C4-PFOS | 503 > 79.9 | 1.72e3 | 1.72e3 | 1.03 | 1.000 | 4.69 | 4.69 | 12.5 | 12.1404 | 100.0 | | |
| 50 | 78 | 13C6-PFDA | 519.1 > 473.7 | 1.68e4 | 1.68e4 | 1.03 | 1.000 | 4.98 | 4.99 | 12.5 | 12.1404 | 100.0 | | |
| 51 | 79 | 13C7-PFUdA | 570.1 > 524.8 | 1.71e4 | 1.71e4 | 1.03 | 1.000 | 5.32 | 5.32 | 12.5 | 12.1404 | 100.0 | | |


CGH 8/7/2019

Vista Analytical Laboratory L14

Review: AMR 8/8/2019

Dataset: F:\Projects\PFAS.PRO\Results\190805M1\190508M1-32.qld

Last Altered: Wednesday, August 07, 2019 11:07:44 Pacific Daylight Time
Printed: Wednesday, August 07, 2019 11:08:44 Pacific Daylight Time

**Method: F:\Projects\PFAS.PRO\MethDB\PFAS_FULL_80C_080519.mdb 05 Aug 2019 14:58:12**
**Calibration: F:\Projects\PFAS.PRO\CurveDB\C18_VAL-PFAS_Q4_08-02-19.cdb 03 Aug 2019 11:02:31**

**Name: 190805M1_32, Date: 05-Aug-2019, Time: 15:57:38, ID: 1902189-09 NON-B03-SO-15-15.5 1.07, Description: NON-B03-SO-15-15.5**

**PFBS**

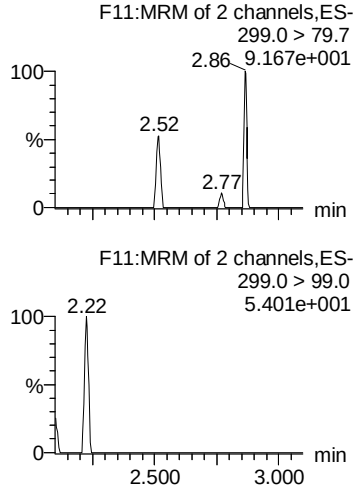


**PFHxA**

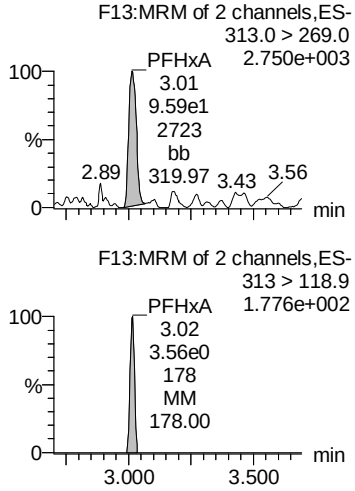


**PFHpA**

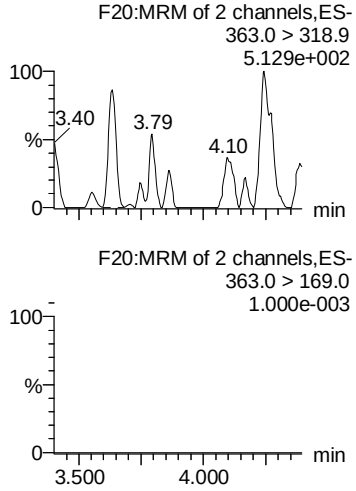


**L-PFHxS**

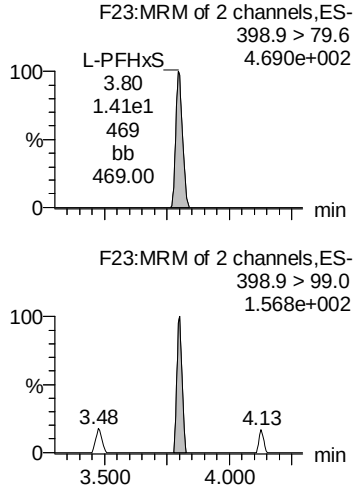


**Total PFHxS**

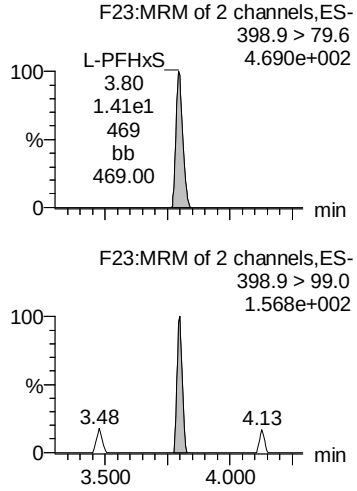


**13C3-PFBS**

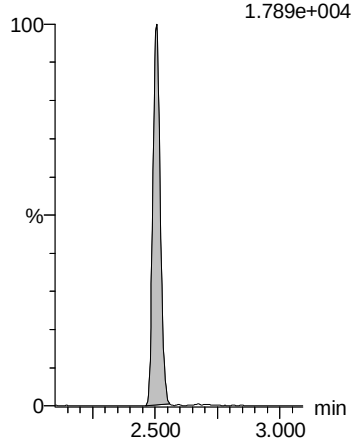


**13C2-PFHxA**

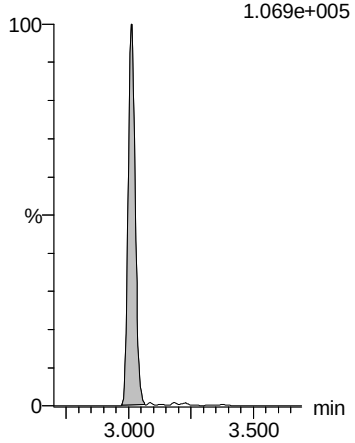


**13C4-PFHpA**

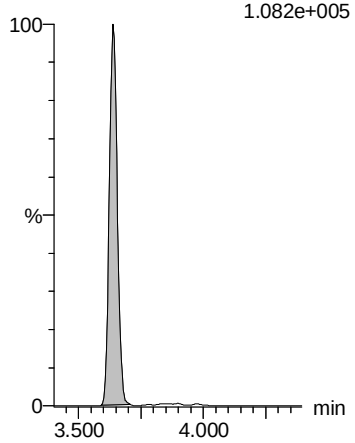


**13C3-PFHxS**

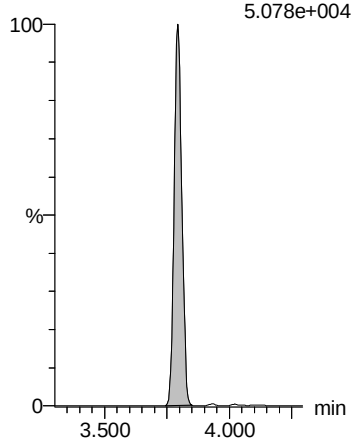


**13C3-PFHxS**

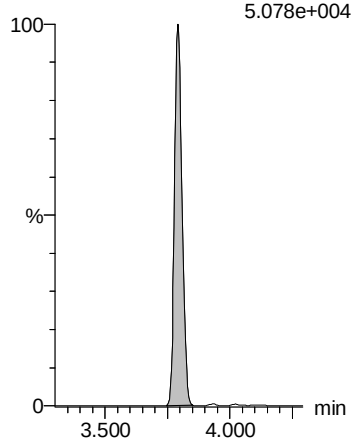

Vista Analytical Laboratory L14

Review: AMR 8/8/2019

Dataset: F:\Projects\PFAS.PRO\Results\190805M1\190508M1-32.qld

Last Altered: Wednesday, August 07, 2019 11:07:44 Pacific Daylight Time
Printed: Wednesday, August 07, 2019 11:08:44 Pacific Daylight Time

**Name: 190805M1_32, Date: 05-Aug-2019, Time: 15:57:38, ID: 1902189-09 NON-B03-SO-15-15.5 1.07, Description: NON-B03-SO-15-15.5**

**L-PFOA**

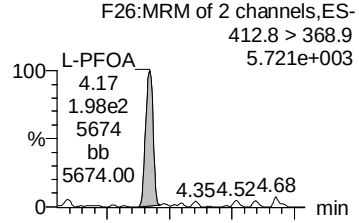


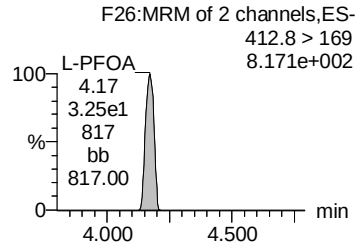


**Total PFOA**

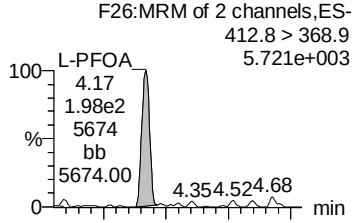


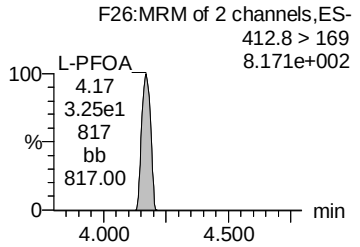


**PFNA**

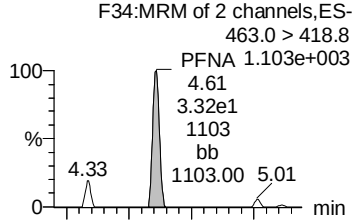


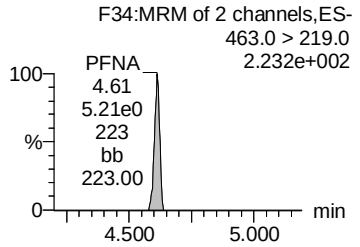


**L-PFOS**

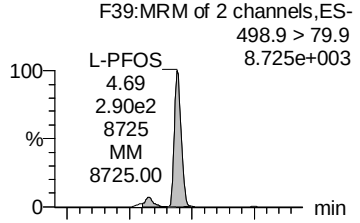


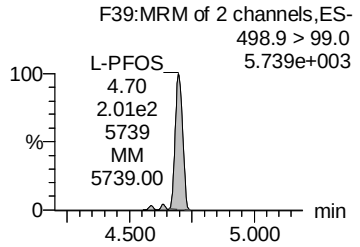


**Total PFOS**

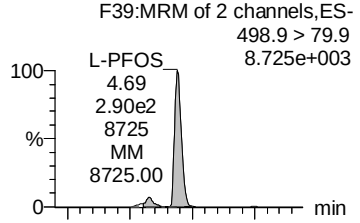


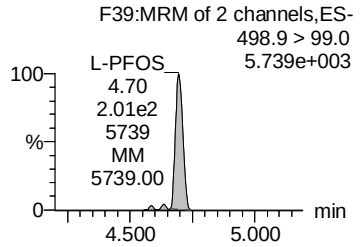


**13C2-PFOA**

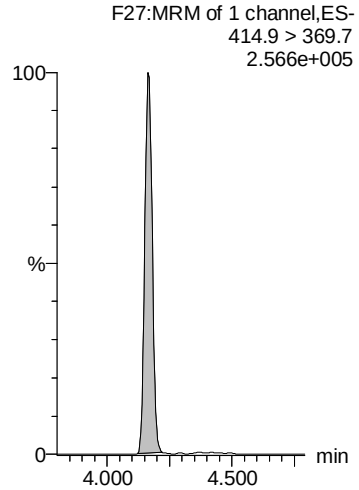


**13C2-PFOA**

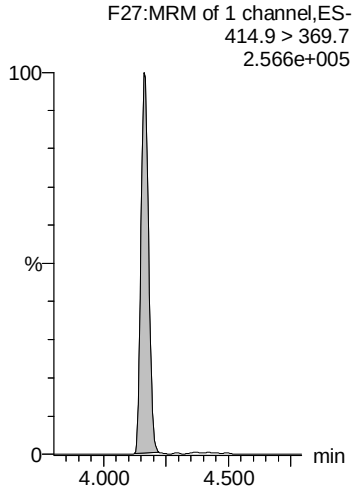


**13C5-PFNA**

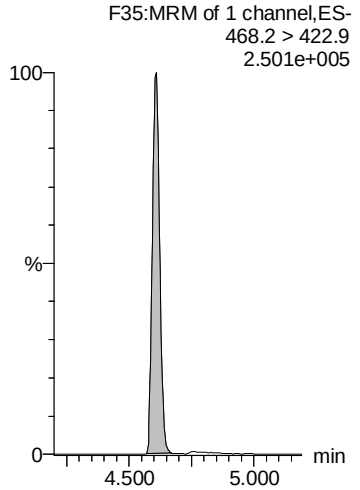


**13C8-PFOS**

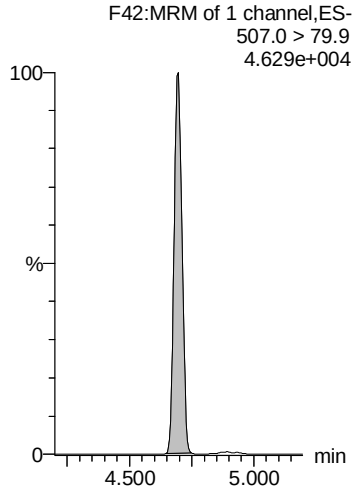


**13C8-PFOS**

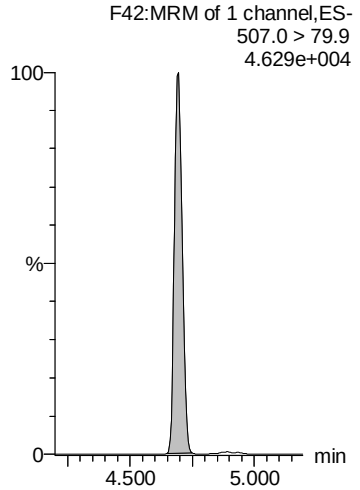


 CGH 8/7/2019

Vista Analytical Laboratory L14

Review: AMR 8/8/2019

Dataset: F:\Projects\PFAS.PRO\Results\190805M1\190508M1-32.qld

Last Altered: Wednesday, August 07, 2019 11:07:44 Pacific Daylight Time
Printed: Wednesday, August 07, 2019 11:08:44 Pacific Daylight Time

**Name: 190805M1_32, Date: 05-Aug-2019, Time: 15:57:38, ID: 1902189-09 NON-B03-SO-15-15.5 1.07, Description: NON-B03-SO-15-15.5**

**PFDA**

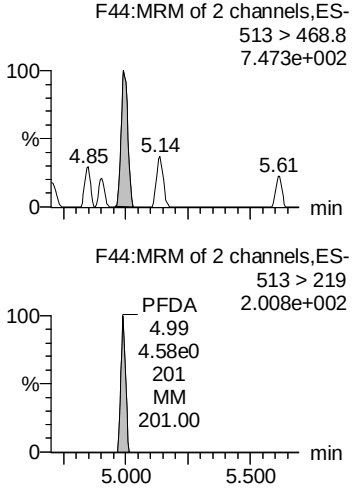


**L-MeFOSAA**

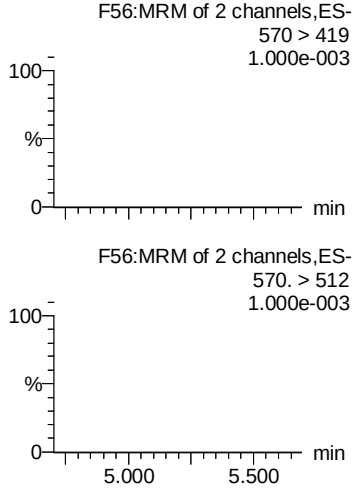


**Total N-MeFOSAA**

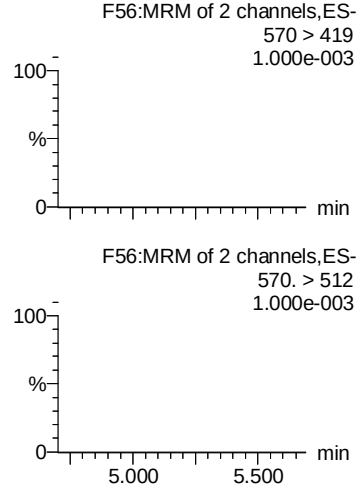


**PFUdA**

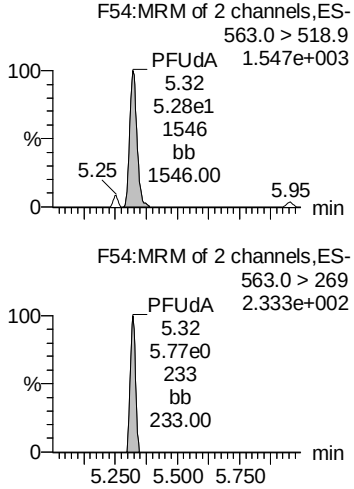


**PFDoA**

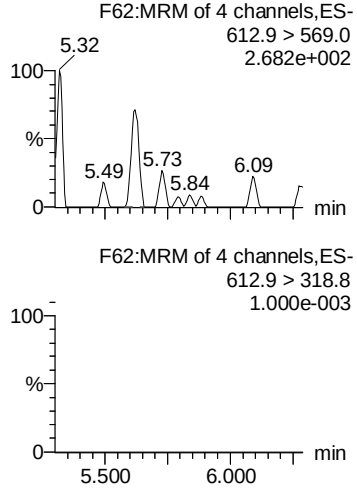


**13C2-PFDA**

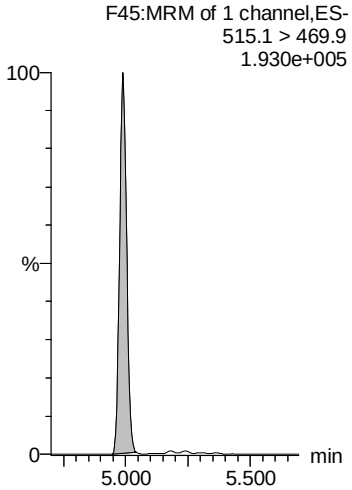


**d3-N-MeFOSAA**

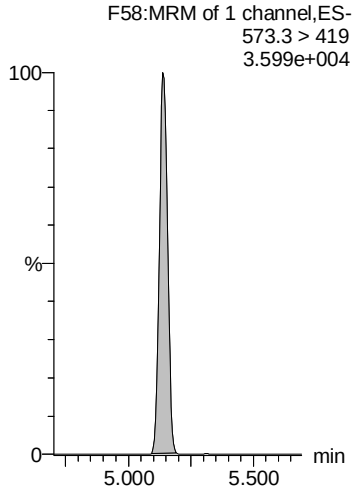


**d3-N-MeFOSAA**

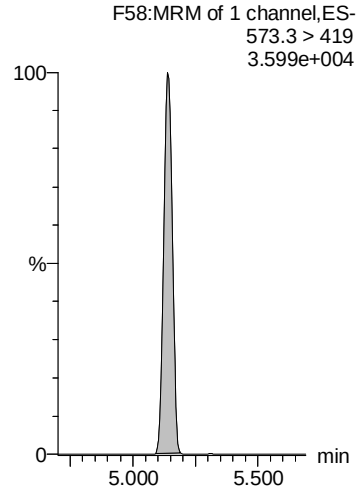


**13C2-PFUdA**

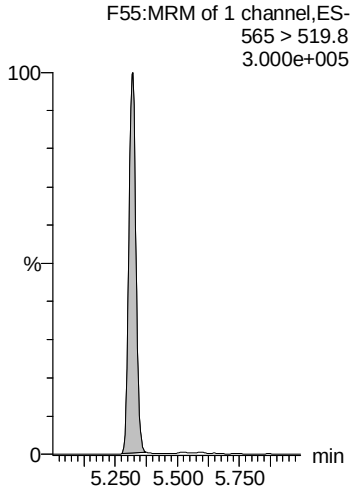


**13C2-PFDoA**

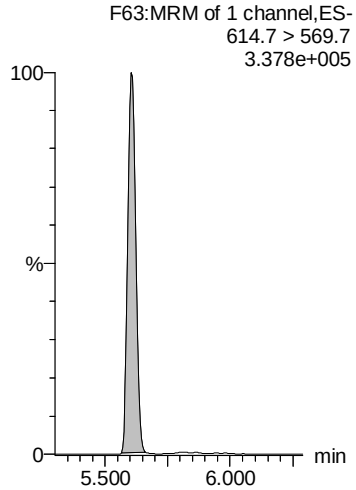



CGH 8/7/2019

Vista Analytical Laboratory L14

Review: AMR 8/8/2019

Dataset: F:\Projects\PFAS.PRO\Results\190805M1\190508M1-32.qld

Last Altered: Wednesday, August 07, 2019 11:07:44 Pacific Daylight Time
Printed: Wednesday, August 07, 2019 11:08:44 Pacific Daylight Time

**Name: 190805M1_32, Date: 05-Aug-2019, Time: 15:57:38, ID: 1902189-09 NON-B03-SO-15-15.5 1.07, Description: NON-B03-SO-15-15.5**

**L-EtFOSAA**

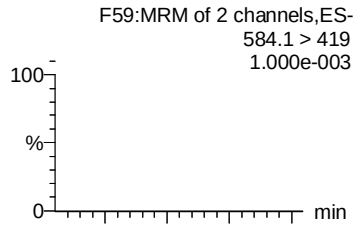


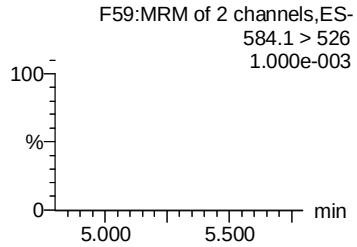


**Total N-EtFOSAA**

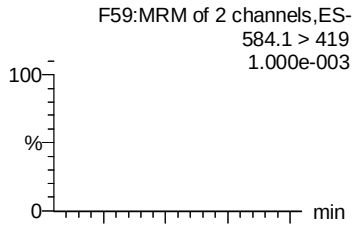


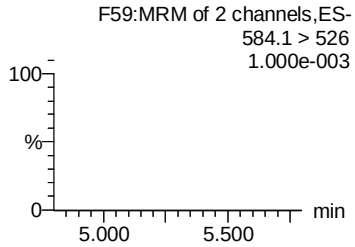


**PFTrDA**

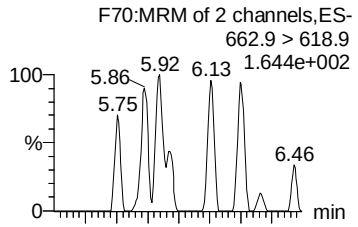


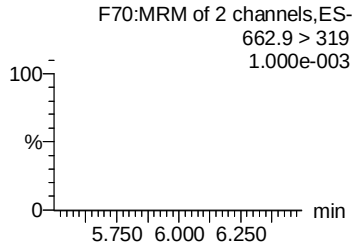


**PFTeDA**

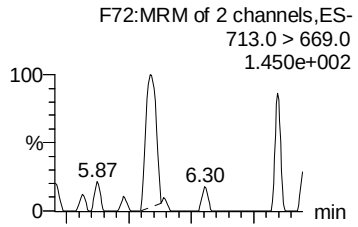


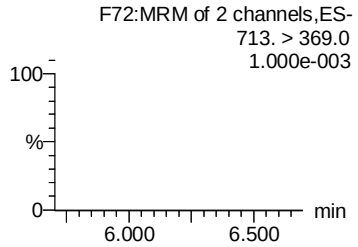


**TDCA**

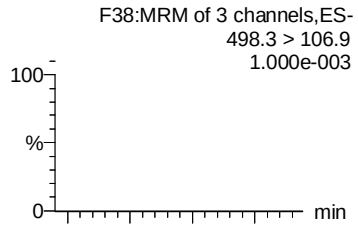


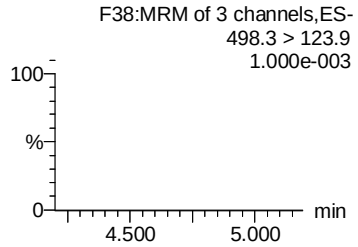


**d5-N-EtFOSAA**

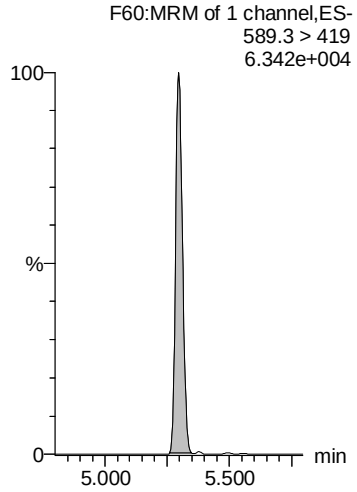


**d5-N-EtFOSAA**

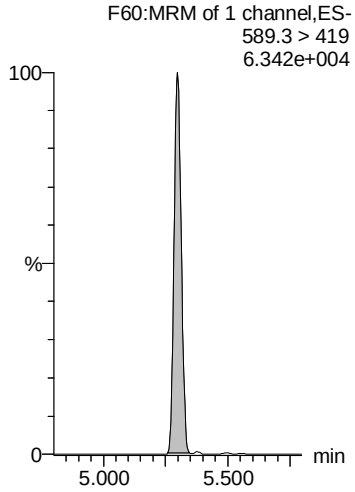


**13C2-PFDoA**

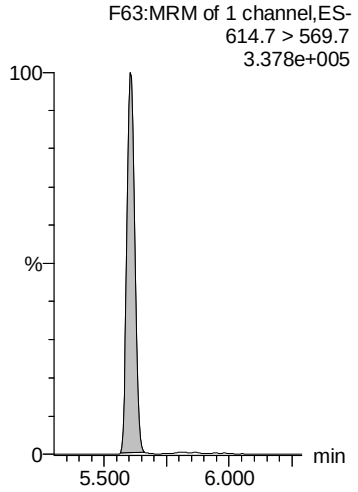


**13C2-PFTeDA**

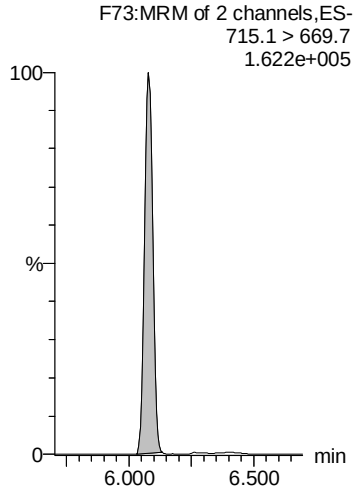


**13C8-PFOS**

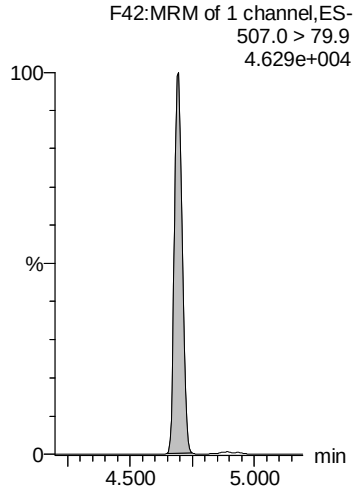


 CGH 8/7/2019

Vista Analytical Laboratory L14

Review: AMR 8/8/2019

Dataset: F:\Projects\PFAS.PRO\Results\190805M1\190508M1-32.qld

Last Altered: Wednesday, August 07, 2019 11:07:44 Pacific Daylight Time
Printed: Wednesday, August 07, 2019 11:08:44 Pacific Daylight Time

**Name: 190805M1_32, Date: 05-Aug-2019, Time: 15:57:38, ID: 1902189-09 NON-B03-SO-15-15.5 1.07, Description: NON-B03-SO-15-15.5**

**13C5-PFHxA**

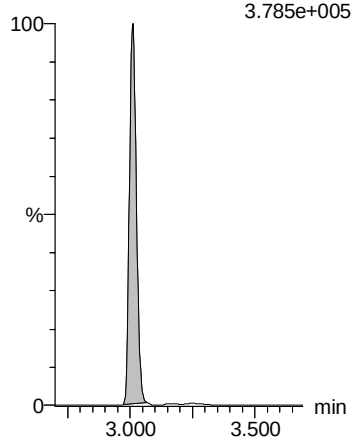


**13C8-PFOA**

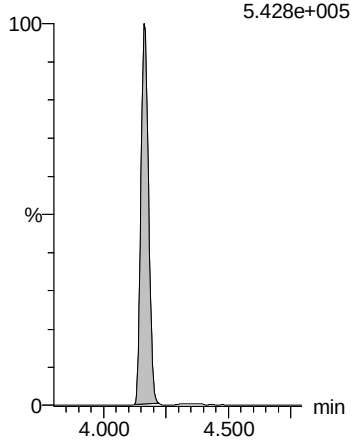


**18O2-PFHxS**

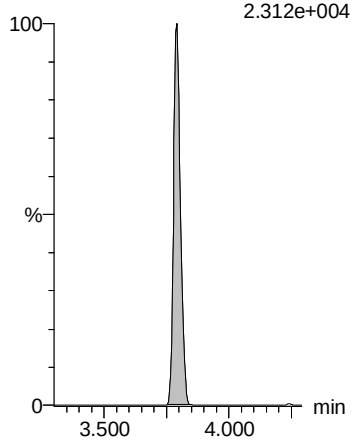


**13C9-PFNA**

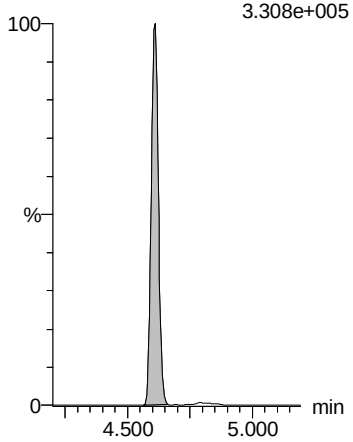


**13C4-PFOS**

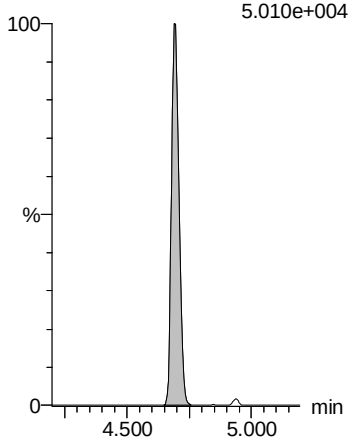


**13C6-PFDA**

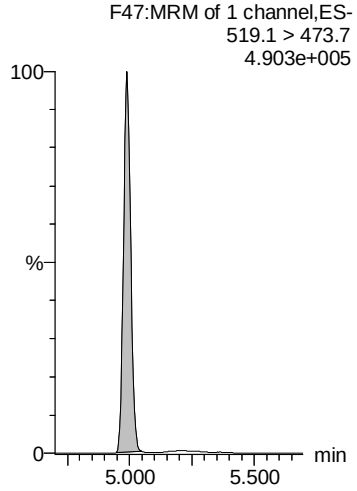


**13C7-PFUdA**

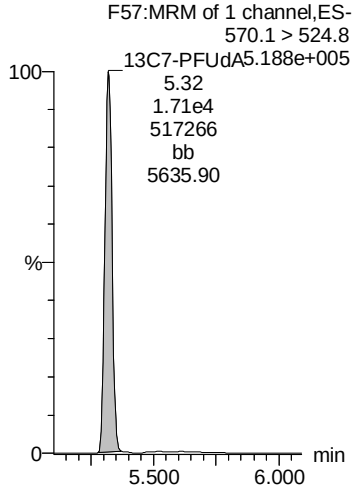



CGH 8/7/2019

Vista Analytical Laboratory L14

Review: AMR 8/8/2019

Dataset: F:\Projects\PFAS.PRO\Results\190806M1\190806M1-25.qld

Last Altered: Wednesday, August 07, 2019 10:32:28 Pacific Daylight Time
Printed: Wednesday, August 07, 2019 10:33:40 Pacific Daylight Time

**Name: 190806M1_25, Date: 06-Aug-2019, Time: 14:44:47, ID: 1902189-15 NAOA-B04-SO-69-69.5 1.17, Description: NAOA-B04-SO-69-69.5**

| | # | Name | Trace | Area | IS Area | wt/vol | RRF Mean | Pred.RT | RT | Response | Conc. | %Rec | Ion Ratio | Ratio Out? |
|---|---|---|---|---|---|---|---|---|---|---|---|---|---|---|
| 1 | 5 | PFBS | 299.0 > 79.7 | 9.85e1 | 1.42e3 | 1.01 | | 2.52 | 2.52 | 0.868 | 0.4341 | | 4.059 | YES |
| 2 | 7 | PFHxA | 313.0 > 269.0 | 1.03e3 | 9.24e3 | 1.01 | | 3.03 | 3.02 | 0.555 | 0.6422 | | 22.366 | NO |
| 3 | 11 | PFHpA | 363.0 > 318.9 | 9.15e1 | 1.23e4 | 1.01 | | 3.65 | 3.65 | 0.0930 | 0.0762 | | 369.016 | YES |
| 4 | 13 | L-PFHxS | 398.9 > 79.6 | 2.00e1 | 3.33e3 | 1.01 | | 3.80 | 3.81 | 0.0749 | 0.0825 | | 1.751 | NO |
| 5 | 80 | Total PFHxS | 398.9 > 79.6 | 2.00e1 | 3.33e3 | 1.01 | | 3.83 | | 0.0749 | 0.0825 | | | |
| 6 | 49 | 13C3-PFBS | 302.0 > 98.8 | 1.42e3 | 1.94e3 | 1.01 | 1.102 | 2.52 | 2.52 | 9.13 | 8.2351 | 66.3 | | |
| 7 | 52 | 13C2-PFHxA | 315.0 > 270.0 | 9.24e3 | 2.72e4 | 1.01 | 0.988 | 3.02 | 3.03 | 4.24 | 4.2646 | 85.8 | | |
| 8 | 53 | 13C4-PFHpA | 367.2 > 321.8 | 1.23e4 | 2.72e4 | 1.01 | 0.485 | 3.65 | 3.65 | 5.64 | 11.5694 | 93.1 | | |
| 9 | 54 | 13C3-PFHxS | 401.8 > 79.9 | 3.33e3 | 1.94e3 | 1.01 | 2.211 | 3.80 | 3.80 | 21.5 | 9.6420 | 77.6 | | |
| 10 | 54 | 13C3-PFHxS | 401.8 > 79.9 | 3.33e3 | 1.94e3 | 1.01 | 2.211 | 3.80 | 3.80 | 21.5 | 9.6420 | 77.6 | | |
| 11 | -1 | | | | | | | | | | | | | |
| 12 | 16 | L-PFOA | 412.8 > 368.9 | 8.40e1 | 2.07e4 | 1.01 | | 4.18 | 4.18 | 0.0506 | 0.0097 | | 3.997 | NO |
| 13 | 81 | Total PFOA | 412.8 > 368.9 | 8.40e1 | 2.07e4 | 1.01 | | 4.21 | | 0.0506 | 0.0097 | | | |
| 14 | 21 | PFNA | 463.0 > 418.8 | | 2.03e4 | 1.01 | | 4.62 | | | | | | |
| 15 | 23 | L-PFOS | 498.9 > 79.9 | | 3.89e3 | 1.01 | | 4.71 | | | | | | |
| 16 | 82 | Total PFOS | 498.9 > 79.9 | 0.00e0 | 3.89e3 | 1.01 | | 4.74 | | 0.000 | | | | |
| 17 | 58 | 13C2-PFOA | 414.9 > 369.7 | 2.07e4 | 3.48e4 | 1.01 | 0.714 | 4.18 | 4.18 | 7.45 | 10.3772 | 83.5 | | |
| 18 | 58 | 13C2-PFOA | 414.9 > 369.7 | 2.07e4 | 3.48e4 | 1.01 | 0.714 | 4.18 | 4.18 | 7.45 | 10.3772 | 83.5 | | |
| 19 | 56 | 13C5-PFNA | 468.2 > 422.9 | 2.03e4 | 2.62e4 | 1.01 | 1.014 | 4.62 | 4.62 | 9.70 | 9.5139 | 76.6 | | |
| 20 | 59 | 13C8-PFOS | 507.0 > 79.9 | 3.89e3 | 4.24e3 | 1.01 | 0.990 | 4.71 | 4.71 | 11.5 | 11.5131 | 92.7 | | |
| 21 | 59 | 13C8-PFOS | 507.0 > 79.9 | 3.89e3 | 4.24e3 | 1.01 | 0.990 | 4.71 | 4.71 | 11.5 | 11.5131 | 92.7 | | |
| 22 | -1 | | | | | | | | | | | | | |
| 23 | 26 | PFDA | 513 > 468.8 | | 1.84e4 | 1.01 | | 5.01 | | | | | | |
| 24 | 29 | L-MeFOSAA | 570 > 419 | | 2.78e3 | 1.01 | | 5.15 | | | | | | |
| 25 | 83 | Total N-MeFOSAA | 570. > 419 | 0.00e0 | 2.78e3 | 1.01 | | 5.19 | | 0.000 | | | | |
| 26 | 33 | PFUdA | 563.0 > 518.9 | | 2.30e4 | 1.01 | | 5.34 | | | | | | |
| 27 | 37 | PFDoA | 612.9 > 569.0 | | 2.13e4 | 1.01 | | 5.62 | | | | | | |
| 28 | 60 | 13C2-PFDA | 515.1 > 469.9 | 1.84e4 | 4.10e4 | 1.01 | 0.782 | 5.01 | 5.01 | 5.63 | 7.1501 | 57.6 | | |
| 29 | 62 | d3-N-MeFOSAA | 573.3 > 419 | 2.78e3 | 3.77e4 | 1.01 | 0.154 | 5.16 | 5.15 | 0.921 | 5.9395 | 47.8 | | |
| 30 | 62 | d3-N-MeFOSAA | 573.3 > 419 | 2.78e3 | 3.77e4 | 1.01 | 0.154 | 5.16 | 5.15 | 0.921 | 5.9395 | 47.8 | | |
| 31 | 63 | 13C2-PFUdA | 565 > 519.8 | 2.30e4 | 3.77e4 | 1.01 | 1.019 | 5.34 | 5.34 | 7.61 | 7.4226 | 59.8 | | |
| 32 | 65 | 13C2-PFDoA | 614.7 > 569.7 | 2.13e4 | 4.10e4 | 1.01 | 1.097 | 5.62 | 5.62 | 6.50 | 5.8858 | 47.4 | | |
| 33 | -1 | | | | | | | | | | | | | |
| 34 | 31 | L-EtFOSAA | 584.1 > 419 | | 4.34e3 | 1.01 | | 5.31 | | | | | | |
| 35 | 84 | Total N-EtFOSAA | 584.1 > 419 | 0.00e0 | 4.34e3 | 1.01 | | 5.33 | | 0.000 | | | | |
| 36 | 39 | PFTrDA | 662.9 > 618.9 | | 2.13e4 | 1.01 | | 5.88 | | | | | | |


CGH 8/7/2019

Vista Analytical Laboratory L14

Review: AMR 8/8/2019

Dataset: F:\Projects\PFAS.PRO\Results\190806M1\190806M1-25.qld

Last Altered: Wednesday, August 07, 2019 10:32:28 Pacific Daylight Time
Printed: Wednesday, August 07, 2019 10:33:40 Pacific Daylight Time

**Name: 190806M1_25, Date: 06-Aug-2019, Time: 14:44:47, ID: 1902189-15 NAOA-B04-SO-69-69.5 1.17, Description: NAOA-B04-SO-69-69.5**

| | # | Name | Trace | Area | IS Area | wt/vol | RRF Mean | Pred.RT | RT | Response | Conc. | %Rec | Ion Ratio | Ratio Out? |
|---|---|---|---|---|---|---|---|---|---|---|---|---|---|---|
| 37 | 41 | PFTeDA | 713.0 > 669.0 | | 1.58e4 | 1.01 | | 6.09 | | | | | | |
| 38 | 85 | TDCA | 498.3>106.9 | | | 1.01 | | 5.45 | | | | | | |
| 39 | 64 | d5-N-EtFOSAA | 589.3 > 419 | 4.34e3 | 3.77e4 | 1.01 | 0.196 | 5.31 | 5.31 | 1.44 | 7.2892 | 58.7 | | |
| 40 | 64 | d5-N-EtFOSAA | 589.3 > 419 | 4.34e3 | 3.77e4 | 1.01 | 0.196 | 5.31 | 5.31 | 1.44 | 7.2892 | 58.7 | | |
| 41 | 65 | 13C2-PFDoA | 614.7 > 569.7 | 2.13e4 | 4.10e4 | 1.01 | 1.097 | 5.62 | 5.62 | 6.50 | 5.8858 | 47.4 | | |
| 42 | 67 | 13C2-PFTeDA | 715.1 > 669.7 | 1.58e4 | 3.77e4 | 1.01 | 0.685 | 6.10 | 6.09 | 5.23 | 7.5940 | 61.1 | | |
| 43 | 59 | 13C8-PFOS | 507.0 > 79.9 | 3.89e3 | 4.24e3 | 1.01 | 0.990 | 4.71 | 4.71 | 11.5 | 11.5131 | 92.7 | | |
| 44 | -1 | | | | | | | | | | | | | |
| 45 | 73 | 13C5-PFHxA | 318.0 > 272.9 | 2.72e4 | 2.72e4 | 1.01 | 1.000 | 3.02 | 3.02 | 12.5 | 12.4220 | 100.0 | | |
| 46 | 75 | 13C8-PFOA | 420.9 > 376.0 | 3.48e4 | 3.48e4 | 1.01 | 1.000 | 4.18 | 4.18 | 12.5 | 12.4220 | 100.0 | | |
| 47 | 74 | 18O2-PFHxS | 403.0 > 102.6 | 1.94e3 | 1.94e3 | 1.01 | 1.000 | 3.80 | 3.80 | 12.5 | 12.4220 | 100.0 | | |
| 48 | 76 | 13C9-PFNA | 472.2 > 426.9 | 2.62e4 | 2.62e4 | 1.01 | 1.000 | 4.62 | 4.62 | 12.5 | 12.4220 | 100.0 | | |
| 49 | 77 | 13C4-PFOS | 503 > 79.9 | 4.24e3 | 4.24e3 | 1.01 | 1.000 | 4.71 | 4.71 | 12.5 | 12.4220 | 100.0 | | |
| 50 | 78 | 13C6-PFDA | 519.1 > 473.7 | 4.10e4 | 4.10e4 | 1.01 | 1.000 | 5.01 | 5.01 | 12.5 | 12.4220 | 100.0 | | |
| 51 | 79 | 13C7-PFUdA | 570.1 > 524.8 | 3.77e4 | 3.77e4 | 1.01 | 1.000 | 5.34 | 5.33 | 12.5 | 12.4220 | 100.0 | | |


CGH 8/7/2019

Vista Analytical Laboratory L14

Review: AMR 8/8/2019

Dataset: F:\Projects\PFAS.PRO\Results\190806M1\190806M1-25.qld

Last Altered: Wednesday, August 07, 2019 10:32:28 Pacific Daylight Time
Printed: Wednesday, August 07, 2019 10:33:40 Pacific Daylight Time

**Method: F:\Projects\PFAS.PRO\MethDB\PFAS_FULL_80C_080619.mdb 06 Aug 2019 13:58:16**
**Calibration: F:\Projects\PFAS.PRO\CurveDB\C18_VAL-PFAS_Q4_08-06-19.cdb 06 Aug 2019 14:25:35**

**Name: 190806M1_25, Date: 06-Aug-2019, Time: 14:44:47, ID: 1902189-15 NAOA-B04-SO-69-69.5 1.17, Description: NAOA-B04-SO-69-69.5**

**PFBS**

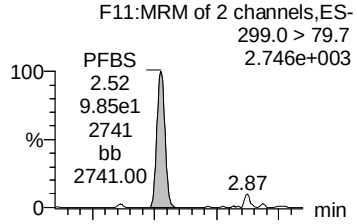


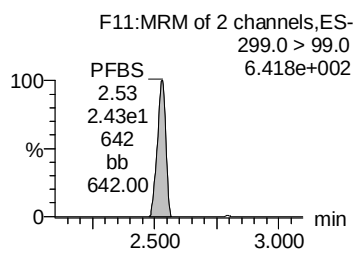


**PFHxA**

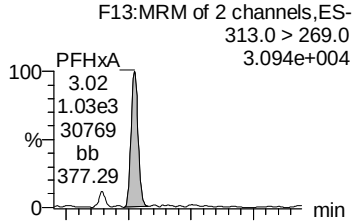


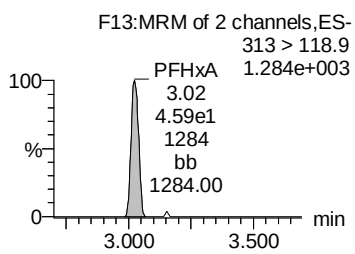


**PFHpA**

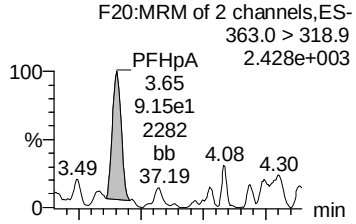


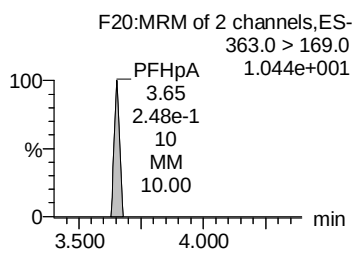


**L-PFHxS**

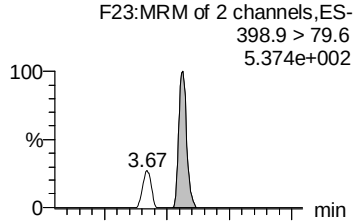


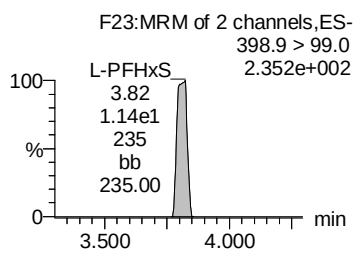


**Total PFHxS**

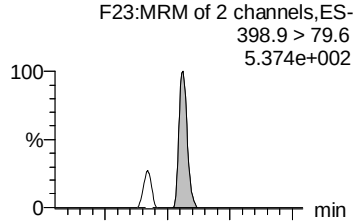


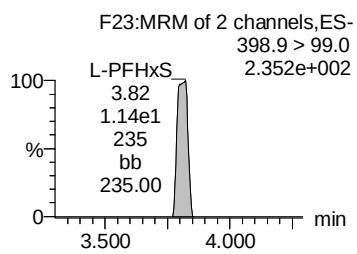


**13C3-PFBS**

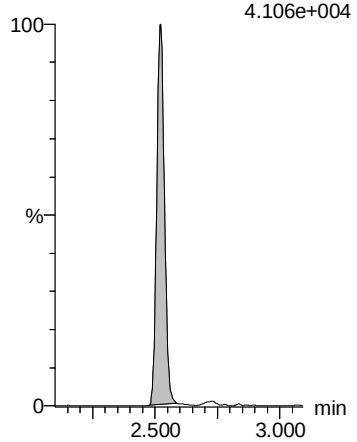


**13C2-PFHxA**

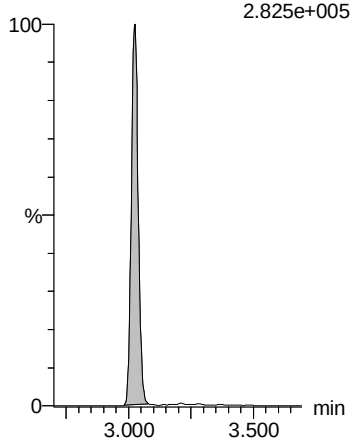


**13C4-PFHpA**

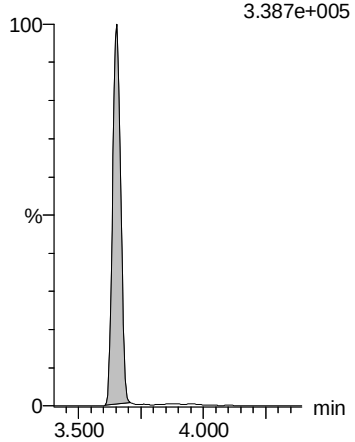


**13C3-PFHxS**

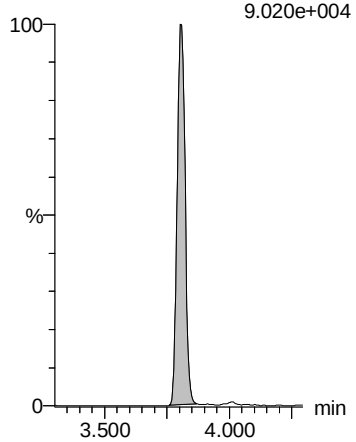


**13C3-PFHxS**

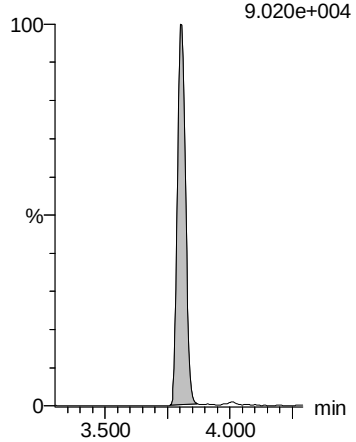



CGH 8/7/2019

Vista Analytical Laboratory L14

Review: AMR 8/8/2019

Dataset: F:\Projects\PFAS.PRO\Results\190806M1\190806M1-25.qld

Last Altered: Wednesday, August 07, 2019 10:32:28 Pacific Daylight Time
Printed: Wednesday, August 07, 2019 10:33:40 Pacific Daylight Time

**Name: 190806M1_25, Date: 06-Aug-2019, Time: 14:44:47, ID: 1902189-15 NAOA-B04-SO-69-69.5 1.17, Description: NAOA-B04-SO-69-69.5**

**L-PFOA**

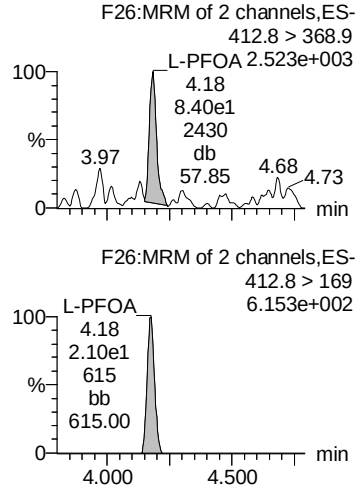


**Total PFOA**

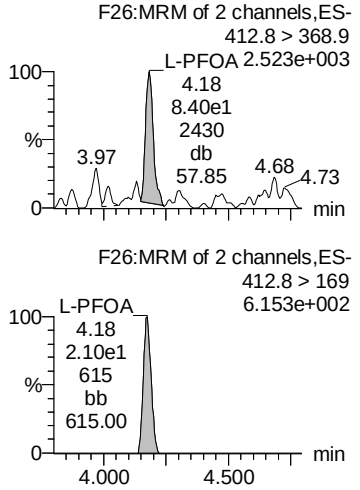


**PFNA**

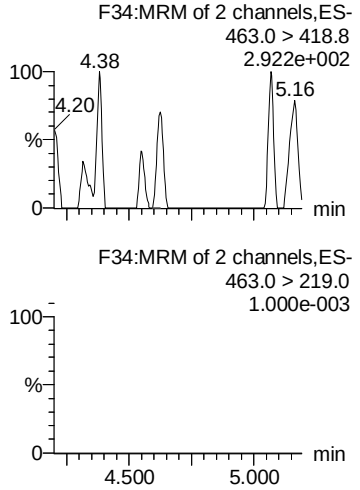


**L-PFOS**

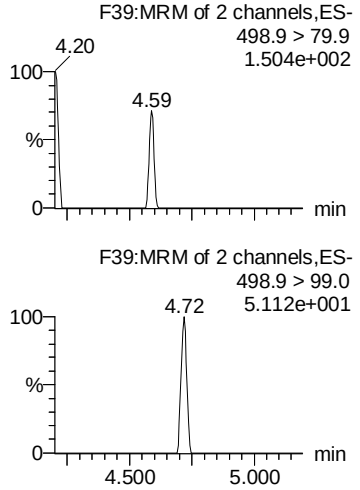


**Total PFOS**

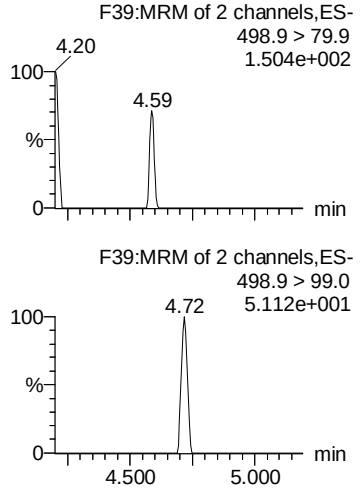


**13C2-PFOA**

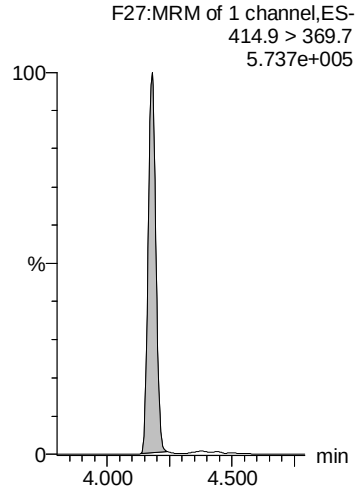


**13C2-PFOA**

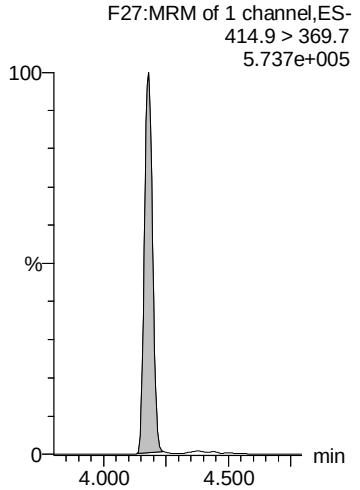


**13C5-PFNA**

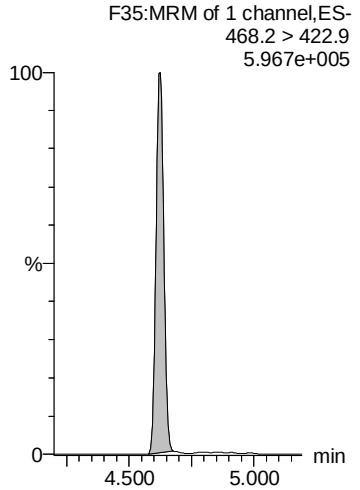


**13C8-PFOS**

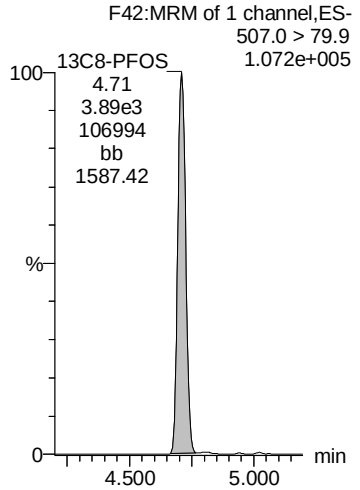


**13C8-PFOS**

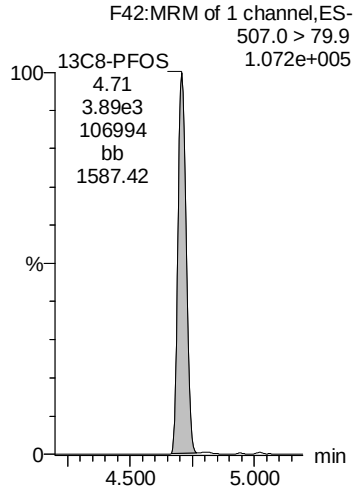

Vista Analytical Laboratory L14

Review: AMR 8/8/2019

Dataset: F:\Projects\PFAS.PRO\Results\190806M1\190806M1-25.qld

Last Altered: Wednesday, August 07, 2019 10:32:28 Pacific Daylight Time
Printed: Wednesday, August 07, 2019 10:33:40 Pacific Daylight Time

**Name: 190806M1_25, Date: 06-Aug-2019, Time: 14:44:47, ID: 1902189-15 NAOA-B04-SO-69-69.5 1.17, Description: NAOA-B04-SO-69-69.5**

**PFDA**

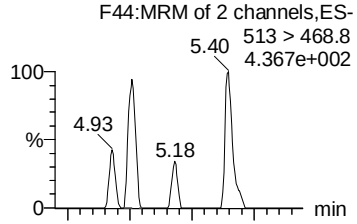


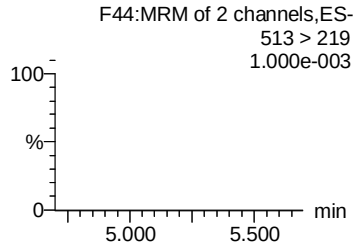


**L-MeFOSAA**

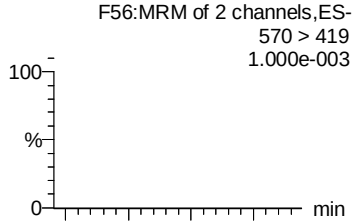


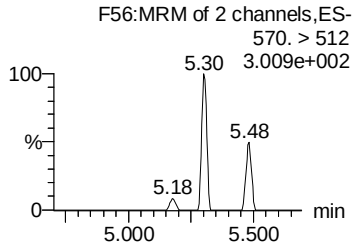


**Total N-MeFOSAA**

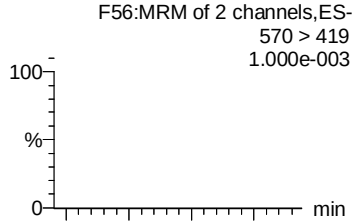


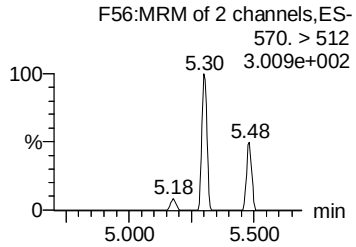


**PFUdA**

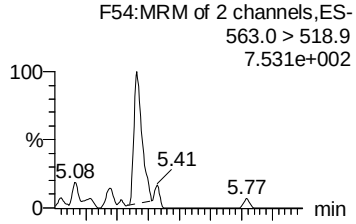


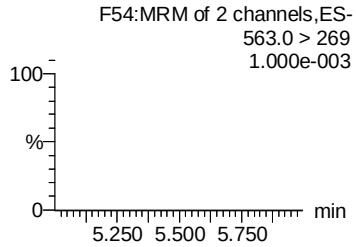


**PFDoA**

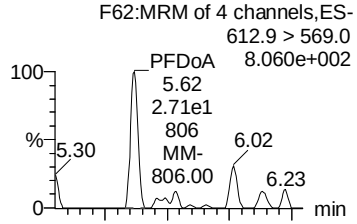


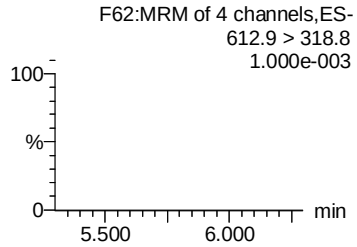


**13C2-PFDA**

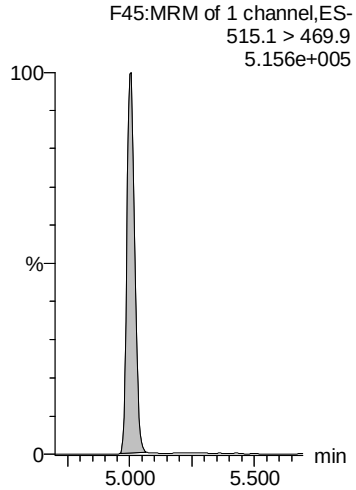


**d3-N-MeFOSAA**

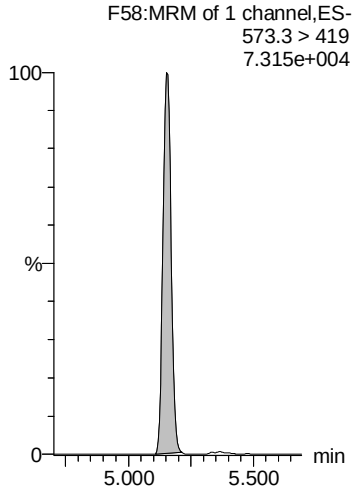


**d3-N-MeFOSAA**

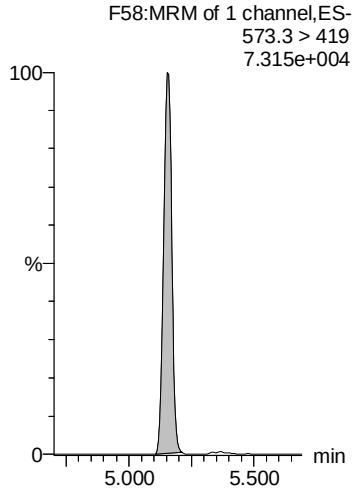


**13C2-PFUdA**

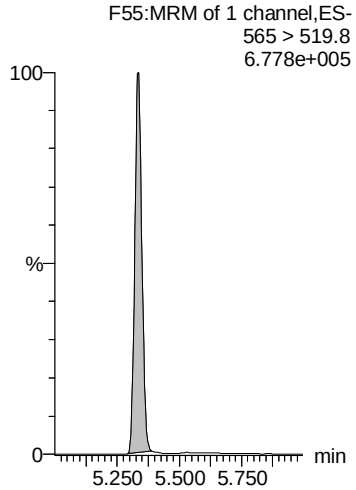


**13C2-PFDoA**

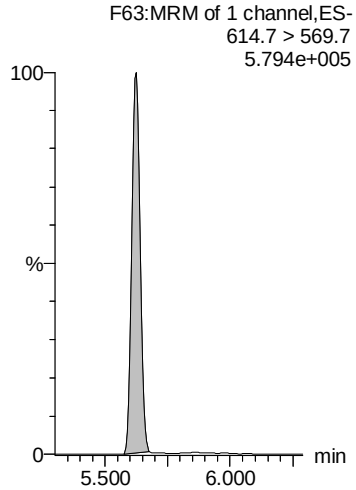

Vista Analytical Laboratory L14

Review: AMR 8/8/2019

Dataset: F:\Projects\PFAS.PRO\Results\190806M1\190806M1-25.qld

Last Altered: Wednesday, August 07, 2019 10:32:28 Pacific Daylight Time
Printed: Wednesday, August 07, 2019 10:33:40 Pacific Daylight Time

**Name: 190806M1_25, Date: 06-Aug-2019, Time: 14:44:47, ID: 1902189-15 NAOA-B04-SO-69-69.5 1.17, Description: NAOA-B04-SO-69-69.5**

**L-EtFOSAA**

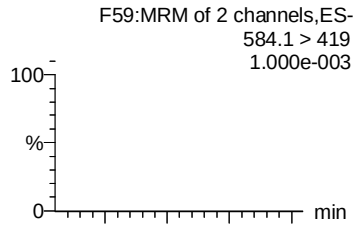


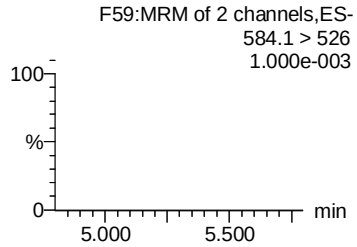


**Total N-EtFOSAA**

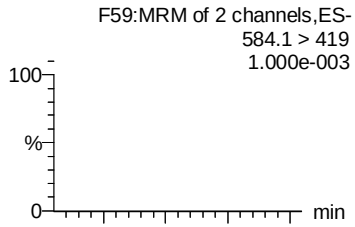


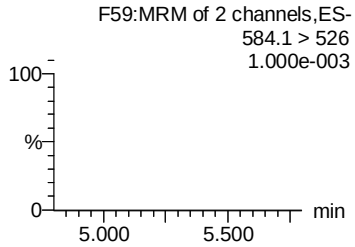


**PFTrDA**

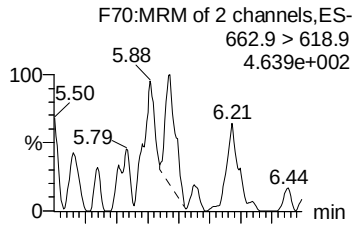


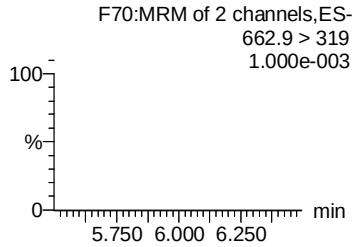


**PFTeDA**

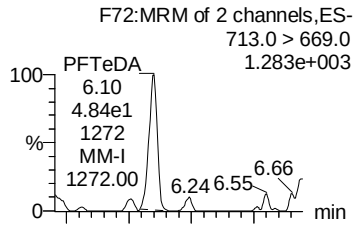


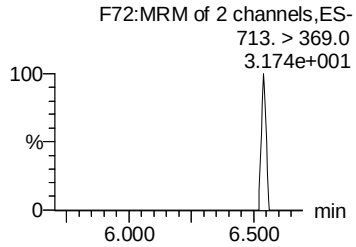


**TDCA**

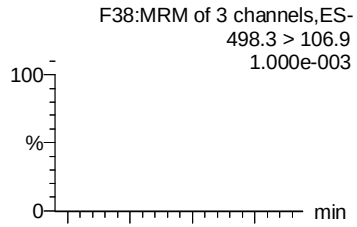


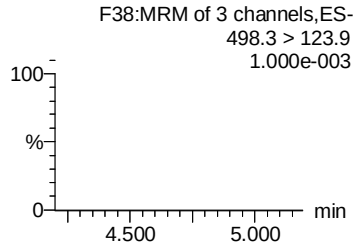


**d5-N-EtFOSAA**

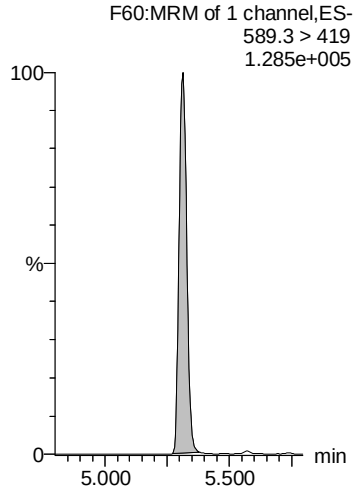


**d5-N-EtFOSAA**

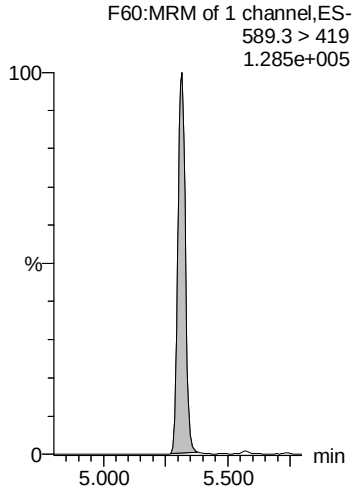


**13C2-PFDoA**

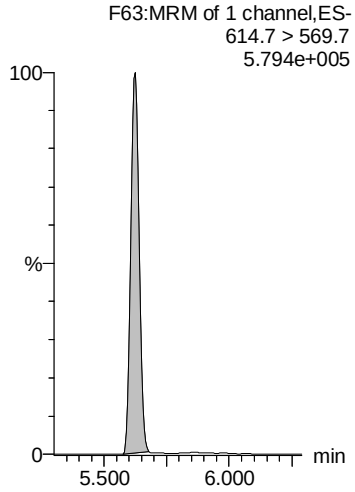


**13C2-PFTeDA**

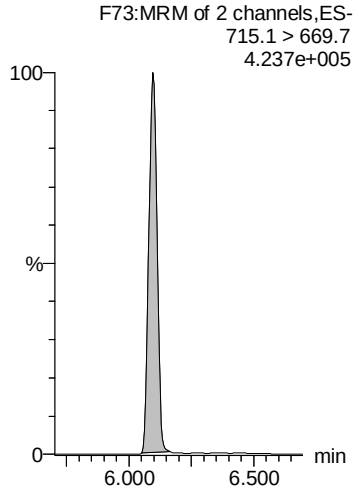


**13C8-PFOS**

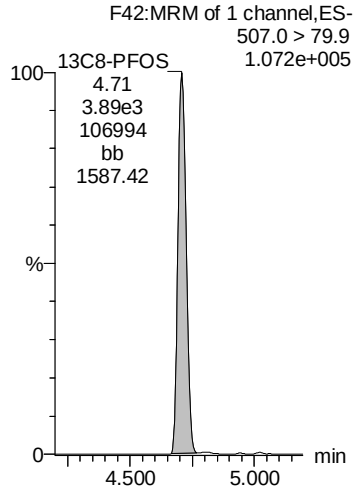


 CGH 8/7/2019

Vista Analytical Laboratory L14

Review: AMR 8/8/2019

Dataset: F:\Projects\PFAS.PRO\Results\190806M1\190806M1-25.qld

Last Altered: Wednesday, August 07, 2019 10:32:28 Pacific Daylight Time
Printed: Wednesday, August 07, 2019 10:33:40 Pacific Daylight Time

**Name: 190806M1_25, Date: 06-Aug-2019, Time: 14:44:47, ID: 1902189-15 NAOA-B04-SO-69-69.5 1.17, Description: NAOA-B04-SO-69-69.5**

**13C5-PFHxA**

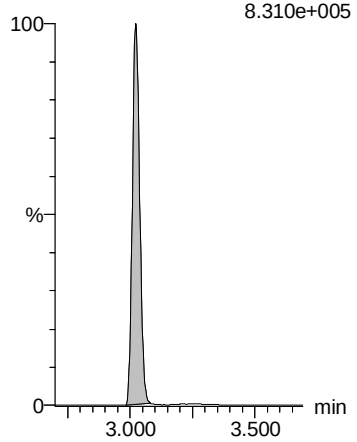


**13C8-PFOA**

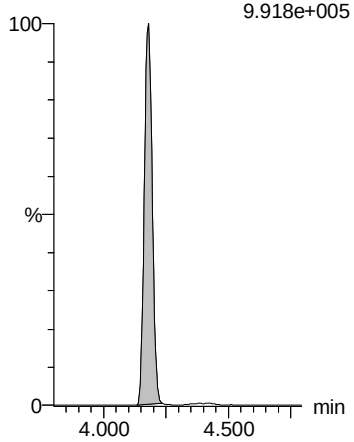


**18O2-PFHxS**

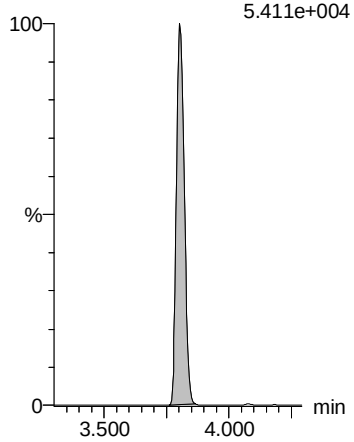


**13C9-PFNA**

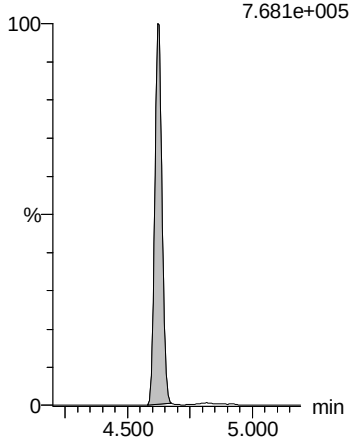


**13C4-PFOS**

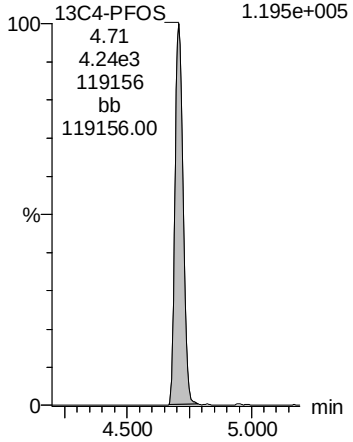


**13C6-PFDA**

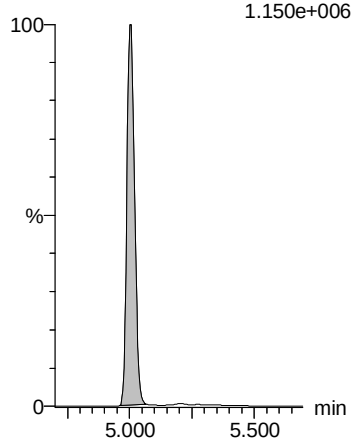


**13C7-PFUdA**

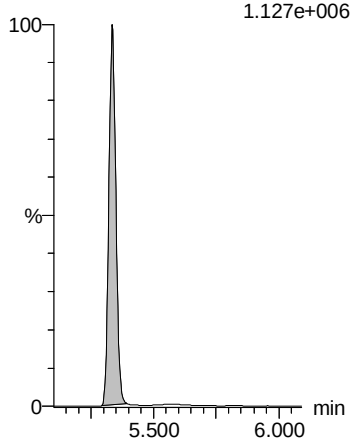



CGH 8/7/2019

Vista Analytical Laboratory L14

Review: AMR 8/8/2019

Dataset: F:\Projects\PFAS.PRO\Results\190805M1\190508M1-34.qld

Last Altered: Wednesday, August 07, 2019 11:16:38 Pacific Daylight Time
Printed: Wednesday, August 07, 2019 11:17:25 Pacific Daylight Time

**Name: 190805M1_34, Date: 05-Aug-2019, Time: 16:18:55, ID: 1902189-16 SAOA-B02-SO-5-5.5 1.18, Description: SAOA-B02-SO-5-5.5**

| | # | Name | Trace | Area | IS Area | wt/vol | RRF Mean | Pred.RT | RT | Response | Conc. | %Rec | Ion Ratio | Ratio Out? |
|---|---|---|---|---|---|---|---|---|---|---|---|---|---|---|
| 1 | 5 | PFBS | 299.0 > 79.7 | 6.80e0 | 6.48e2 | 1.00 | | 2.51 | 2.51 | 0.131 | 0.1456 | | 2.084 | NO |
| 2 | 7 | PFHxA | 313.0 > 269.0 | 1.03e3 | 3.54e3 | 1.00 | | 3.01 | 3.01 | 1.46 | 1.3470 | | 15.322 | NO |
| 3 | 11 | PFHpA | 363.0 > 318.9 | 4.82e2 | 4.29e3 | 1.00 | | 3.63 | 3.64 | 1.40 | 1.2223 | | 6.243 | NO |
| 4 | 13 | L-PFHxS | 398.9 > 79.6 | 2.28e3 | 1.84e3 | 1.00 | | 3.79 | 3.79 | 15.5 | 16.7312 | | 1.710 | NO |
| 5 | 80 | Total PFHxS | 398.9 > 79.6 | 2.28e3 | 1.84e3 | 1.00 | | 3.83 | | 15.5 | 16.7312 | | | |
| 6 | 49 | 13C3-PFBS | 302.0 > 98.8 | 6.48e2 | 7.26e2 | 1.00 | 1.062 | 2.50 | 2.51 | 11.2 | 10.4909 | 84.1 | | |
| 7 | 52 | 13C2-PFHxA | 315.0 > 270.0 | 3.54e3 | 1.25e4 | 1.00 | 0.810 | 3.00 | 3.01 | 3.53 | 4.3532 | 87.2 | | |
| 8 | 53 | 13C4-PFHpA | 367.2 > 321.8 | 4.29e3 | 1.25e4 | 1.00 | 0.378 | 3.63 | 3.63 | 4.29 | 11.3073 | 90.6 | | |
| 9 | 54 | 13C3-PFHxS | 401.8 > 79.9 | 1.84e3 | 7.26e2 | 1.00 | 2.294 | 3.79 | 3.79 | 31.7 | 13.8107 | 110.7 | | |
| 10 | 54 | 13C3-PFHxS | 401.8 > 79.9 | 1.84e3 | 7.26e2 | 1.00 | 2.294 | 3.79 | 3.79 | 31.7 | 13.8107 | 110.7 | | |
| 11 | -1 | | | | | | | | | | | | | |
| 12 | 16 | L-PFOA | 412.8 > 368.9 | 1.68e4 | 8.52e3 | 1.00 | | 4.16 | 4.16 | 24.7 | 13.2405 | | 3.454 | NO |
| 13 | 81 | Total PFOA | 412.8 > 368.9 | 1.68e4 | 8.52e3 | 1.00 | | 4.21 | | 24.7 | 13.2405 | | | |
| 14 | 21 | PFNA | 463.0 > 418.8 | 8.91e2 | 8.12e3 | 1.00 | | 4.61 | 4.61 | 1.37 | 1.3623 | | 3.069 | NO |
| 15 | 23 | L-PFOS | 498.9 > 79.9 | 2.16e4 | 1.62e3 | 1.00 | | 4.69 | 4.69 | 167 | 128.9445 | | 2.109 | NO |
| 16 | 82 | Total PFOS | 498.9 > 79.9 | 2.16e4 | 1.62e3 | 1.00 | | 4.74 | | 167 | 128.9445 | | | |
| 17 | 58 | 13C2-PFOA | 414.9 > 369.7 | 8.52e3 | 1.92e4 | 1.00 | 0.502 | 4.16 | 4.16 | 5.54 | 11.0087 | 88.2 | | |
| 18 | 58 | 13C2-PFOA | 414.9 > 369.7 | 8.52e3 | 1.92e4 | 1.00 | 0.502 | 4.16 | 4.16 | 5.54 | 11.0087 | 88.2 | | |
| 19 | 56 | 13C5-PFNA | 468.2 > 422.9 | 8.12e3 | 1.01e4 | 1.00 | 1.048 | 4.61 | 4.61 | 10.0 | 9.5704 | 76.7 | | |
| 20 | 59 | 13C8-PFOS | 507.0 > 79.9 | 1.62e3 | 1.61e3 | 1.00 | 0.994 | 4.69 | 4.69 | 12.5 | 12.5804 | 100.8 | | |
| 21 | 59 | 13C8-PFOS | 507.0 > 79.9 | 1.62e3 | 1.61e3 | 1.00 | 0.994 | 4.69 | 4.69 | 12.5 | 12.5804 | 100.8 | | |
| 22 | -1 | | | | | | | | | | | | | |
| 23 | 26 | PFDA | 513 > 468.8 | 2.31e1 | 6.05e3 | 1.00 | | 4.99 | 4.99 | 0.0476 | 0.0164 | | 17.137 | YES |
| 24 | 29 | L-MeFOSAA | 570 > 419 | | 1.31e3 | 1.00 | | 5.14 | | | | | | |
| 25 | 83 | Total N-MeFOSAA | 570. > 419 | 0.00e0 | 1.31e3 | 1.00 | | 5.19 | | 0.000 | | | | |
| 26 | 33 | PFUdA | 563.0 > 518.9 | 6.24e0 | 9.45e3 | 1.00 | | 5.32 | 5.32 | 0.00826 | | | 4.646 | NO |
| 27 | 37 | PFDoA | 612.9 > 569.0 | | 1.05e4 | 1.00 | | 5.60 | | | | | | |
| 28 | 60 | 13C2-PFDA | 515.1 > 469.9 | 6.05e3 | 1.71e4 | 1.00 | 0.710 | 4.98 | 4.99 | 4.42 | 6.2126 | 49.8 | | |
| 29 | 62 | d3-N-MeFOSAA | 573.3 > 419 | 1.31e3 | 1.69e4 | 1.00 | 0.143 | 5.14 | 5.14 | 0.969 | 6.7670 | 54.2 | | |
| 30 | 62 | d3-N-MeFOSAA | 573.3 > 419 | 1.31e3 | 1.69e4 | 1.00 | 0.143 | 5.14 | 5.14 | 0.969 | 6.7670 | 54.2 | | |
| 31 | 63 | 13C2-PFUdA | 565 > 519.8 | 9.45e3 | 1.69e4 | 1.00 | 0.832 | 5.32 | 5.32 | 6.98 | 8.3766 | 67.1 | | |
| 32 | 65 | 13C2-PFDoA | 614.7 > 569.7 | 1.05e4 | 1.71e4 | 1.00 | 1.249 | 5.60 | 5.60 | 7.67 | 6.1331 | 49.1 | | |
| 33 | -1 | | | | | | | | | | | | | |
| 34 | 31 | L-EtFOSAA | 584.1 > 419 | | 1.71e3 | 1.00 | | 5.29 | | | | | | |
| 35 | 84 | Total N-EtFOSAA | 584.1 > 419 | 0.00e0 | 1.71e3 | 1.00 | | 5.33 | | 0.000 | | | | |
| 36 | 39 | PFTrDA | 662.9 > 618.9 | | 1.05e4 | 1.00 | | 5.86 | | | | | | |


CGH 8/7/2019

Vista Analytical Laboratory L14

Review: AMR 8/8/2019

Dataset: F:\Projects\PFAS.PRO\Results\190805M1\190508M1-34.qld

Last Altered: Wednesday, August 07, 2019 11:16:38 Pacific Daylight Time
Printed: Wednesday, August 07, 2019 11:17:25 Pacific Daylight Time

**Name: 190805M1_34, Date: 05-Aug-2019, Time: 16:18:55, ID: 1902189-16 SAOA-B02-SO-5-5.5 1.18, Description: SAOA-B02-SO-5-5.5**

| | # | Name | Trace | Area | IS Area | wt/vol | RRF Mean | Pred.RT | RT | Response | Conc. | %Rec | Ion Ratio | Ratio Out? |
|---|---|---|---|---|---|---|---|---|---|---|---|---|---|---|
| 37 | 41 | PFTeDA | 713.0 > 669.0 | | 5.24e3 | 1.00 | | 6.08 | | | | | | |
| 38 | 85 | TDCA | 498.3>106.9 | | | 1.00 | | 5.45 | | | | | | |
| 39 | 64 | d5-N-EtFOSAA | 589.3 > 419 | 1.71e3 | 1.69e4 | 1.00 | 0.202 | 5.29 | 5.29 | 1.27 | 6.2469 | 50.1 | | |
| 40 | 64 | d5-N-EtFOSAA | 589.3 > 419 | 1.71e3 | 1.69e4 | 1.00 | 0.202 | 5.29 | 5.29 | 1.27 | 6.2469 | 50.1 | | |
| 41 | 65 | 13C2-PFDoA | 614.7 > 569.7 | 1.05e4 | 1.71e4 | 1.00 | 1.249 | 5.60 | 5.60 | 7.67 | 6.1331 | 49.1 | | |
| 42 | 67 | 13C2-PFTeDA | 715.1 > 669.7 | 5.24e3 | 1.69e4 | 1.00 | 0.452 | 6.08 | 6.08 | 3.88 | 8.5645 | 68.6 | | |
| 43 | 59 | 13C8-PFOS | 507.0 > 79.9 | 1.62e3 | 1.61e3 | 1.00 | 0.994 | 4.69 | 4.69 | 12.5 | 12.5804 | 100.8 | | |
| 44 | -1 | | | | | | | | | | | | | |
| 45 | 73 | 13C5-PFHxA | 318.0 > 272.9 | 1.25e4 | 1.25e4 | 1.00 | 1.000 | 3.00 | 3.01 | 12.5 | 12.4802 | 100.0 | | |
| 46 | 75 | 13C8-PFOA | 420.9 > 376.0 | 1.92e4 | 1.92e4 | 1.00 | 1.000 | 4.16 | 4.16 | 12.5 | 12.4802 | 100.0 | | |
| 47 | 74 | 18O2-PFHxS | 403.0 > 102.6 | 7.26e2 | 7.26e2 | 1.00 | 1.000 | 3.79 | 3.79 | 12.5 | 12.4802 | 100.0 | | |
| 48 | 76 | 13C9-PFNA | 472.2 > 426.9 | 1.01e4 | 1.01e4 | 1.00 | 1.000 | 4.61 | 4.61 | 12.5 | 12.4802 | 100.0 | | |
| 49 | 77 | 13C4-PFOS | 503 > 79.9 | 1.61e3 | 1.61e3 | 1.00 | 1.000 | 4.69 | 4.69 | 12.5 | 12.4802 | 100.0 | | |
| 50 | 78 | 13C6-PFDA | 519.1 > 473.7 | 1.71e4 | 1.71e4 | 1.00 | 1.000 | 4.98 | 4.99 | 12.5 | 12.4802 | 100.0 | | |
| 51 | 79 | 13C7-PFUdA | 570.1 > 524.8 | 1.69e4 | 1.69e4 | 1.00 | 1.000 | 5.32 | 5.32 | 12.5 | 12.4802 | 100.0 | | |


CGH 8/7/2019

Vista Analytical Laboratory L14

Review: AMR 8/8/2019

Dataset: F:\Projects\PFAS.PRO\Results\190805M1\190508M1-34.qld

Last Altered: Wednesday, August 07, 2019 11:16:38 Pacific Daylight Time
Printed: Wednesday, August 07, 2019 11:17:25 Pacific Daylight Time

**Method: F:\Projects\PFAS.PRO\MethDB\PFAS_FULL_80C_080519.mdb 05 Aug 2019 14:58:12**
**Calibration: F:\Projects\PFAS.PRO\CurveDB\C18_VAL-PFAS_Q4_08-02-19.cdb 03 Aug 2019 11:02:31**

**Name: 190805M1_34, Date: 05-Aug-2019, Time: 16:18:55, ID: 1902189-16 SAOA-B02-SO-5-5.5 1.18, Description: SAOA-B02-SO-5-5.5**

**PFBS**

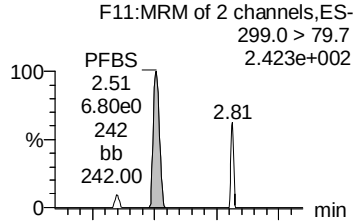


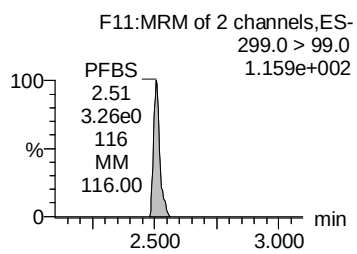


**PFHxA**

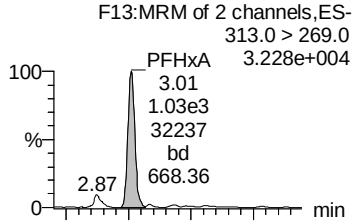


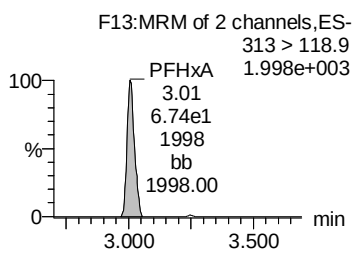


**PFHpA**

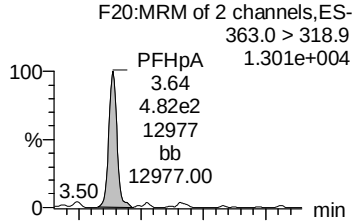


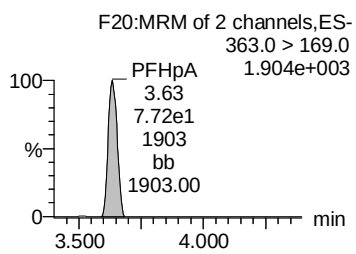


**L-PFHxS**

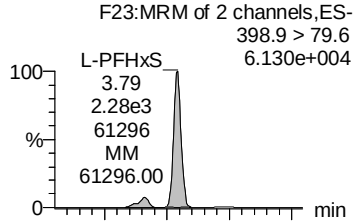


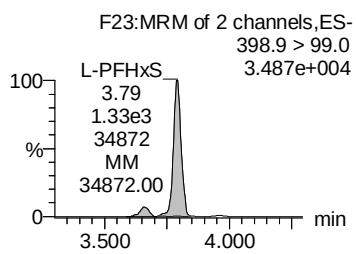


**Total PFHxS**

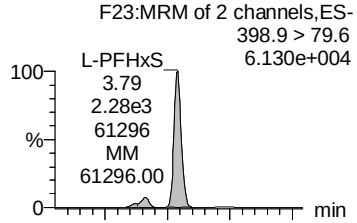


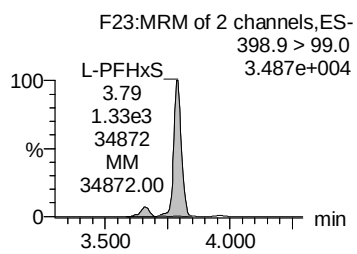


**13C3-PFBS**

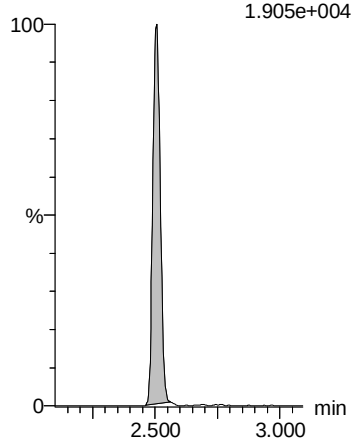


**13C2-PFHxA**

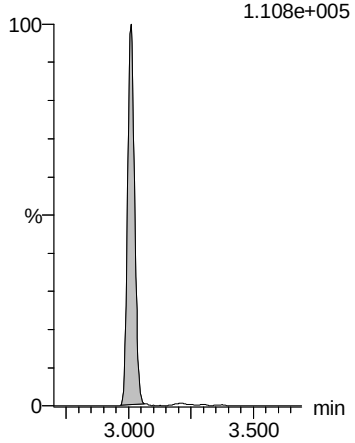


**13C4-PFHpA**

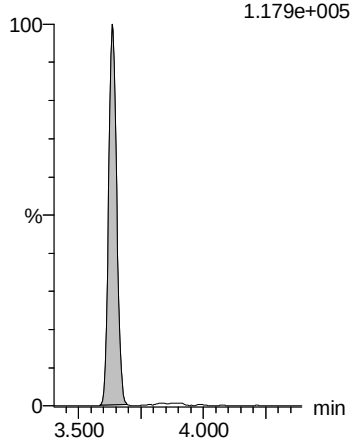


**13C3-PFHxS**

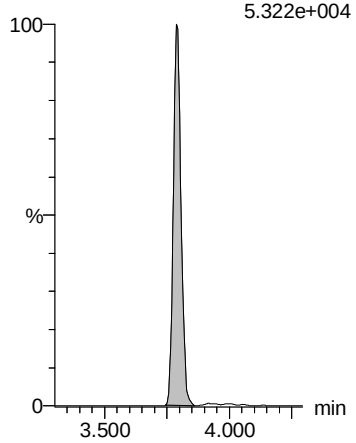


**13C3-PFHxS**

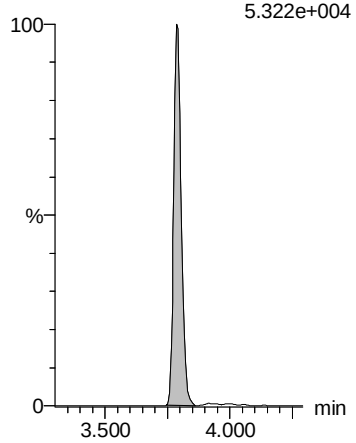

Review: AMR 8/8/2019

Dataset: F:\Projects\PFAS.PRO\Results\190805M1\190508M1-34.qld

Last Altered: Wednesday, August 07, 2019 11:16:38 Pacific Daylight Time
Printed: Wednesday, August 07, 2019 11:17:25 Pacific Daylight Time

**Name: 190805M1_34, Date: 05-Aug-2019, Time: 16:18:55, ID: 1902189-16 SAOA-B02-SO-5-5.5 1.18, Description: SAOA-B02-SO-5-5.5**

**L-PFOA**

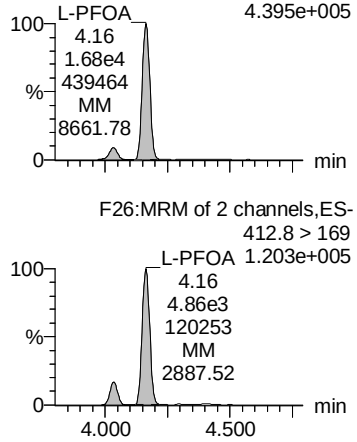


**Total PFOA**

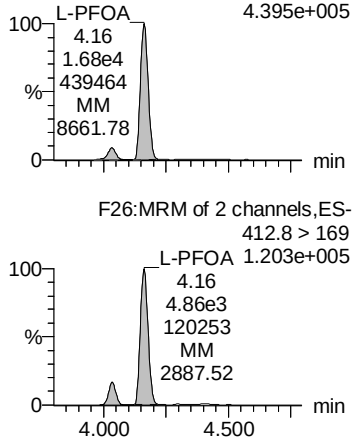


**PFNA**

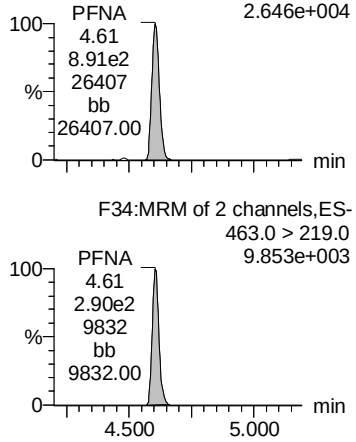


**L-PFOS**

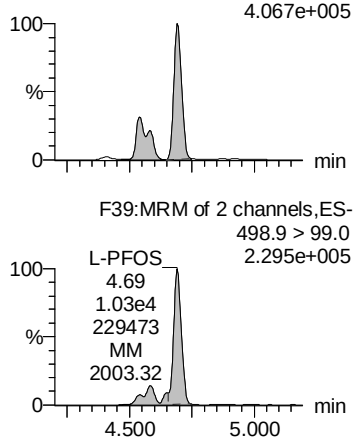


**Total PFOS**

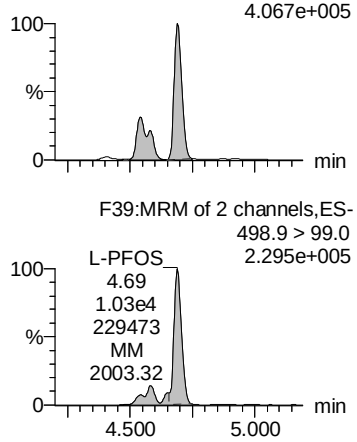


**13C2-PFOA**

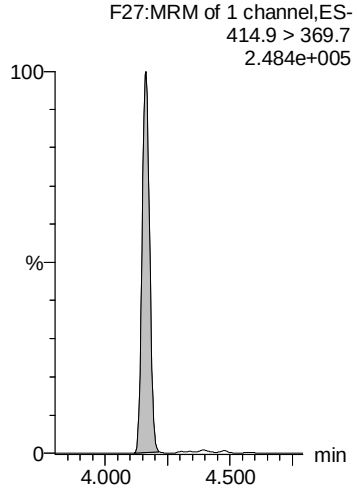


**13C2-PFOA**

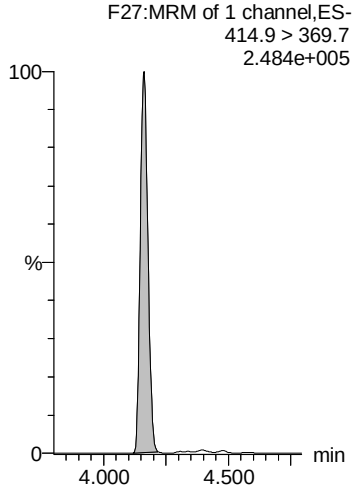


**13C5-PFNA**

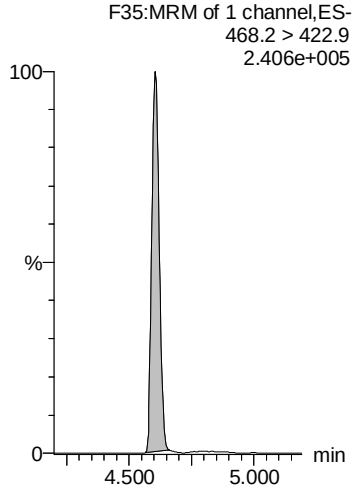


**13C8-PFOS**

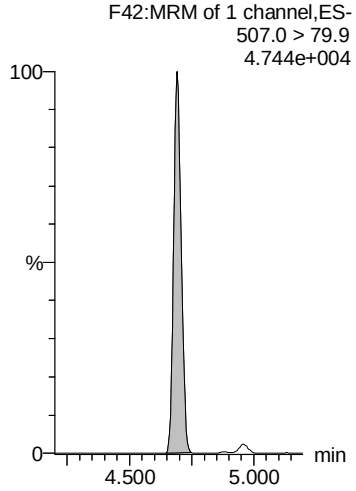


**13C8-PFOS**

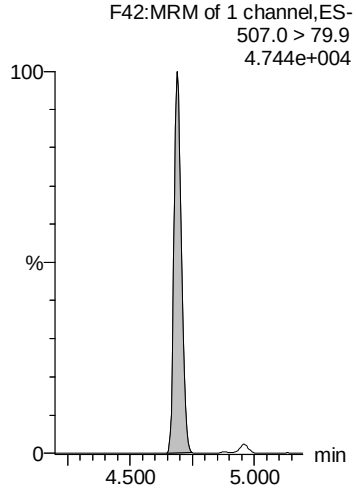




CGH 8/7/2019

Vista Analytical Laboratory L14

Review: AMR 8/8/2019

Dataset: F:\Projects\PFAS.PRO\Results\190805M1\190508M1-34.qld

Last Altered: Wednesday, August 07, 2019 11:16:38 Pacific Daylight Time
Printed: Wednesday, August 07, 2019 11:17:25 Pacific Daylight Time

**Name: 190805M1_34, Date: 05-Aug-2019, Time: 16:18:55, ID: 1902189-16 SAOA-B02-SO-5-5.5 1.18, Description: SAOA-B02-SO-5-5.5**

**PFDA**

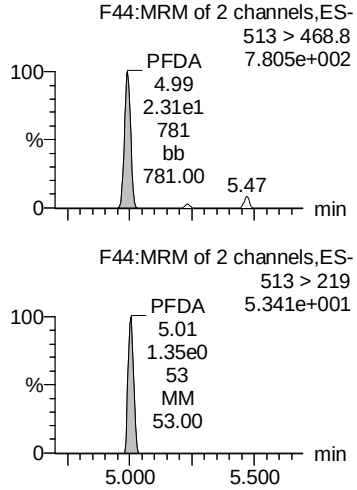


**L-MeFOSAA**

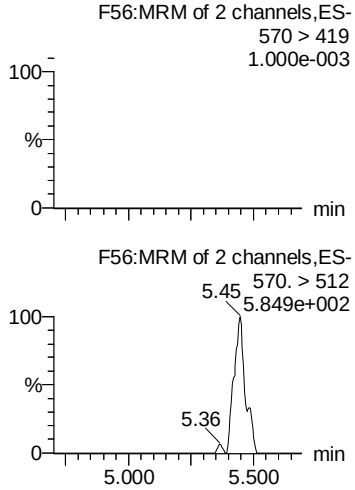


**Total N-MeFOSAA**

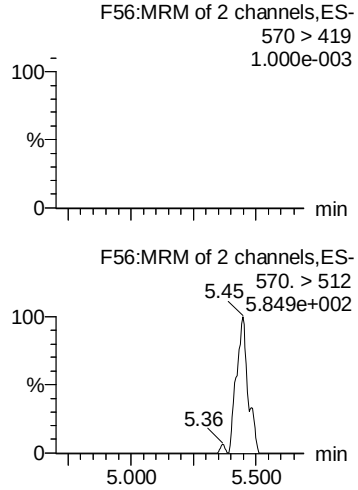


**PFUdA**

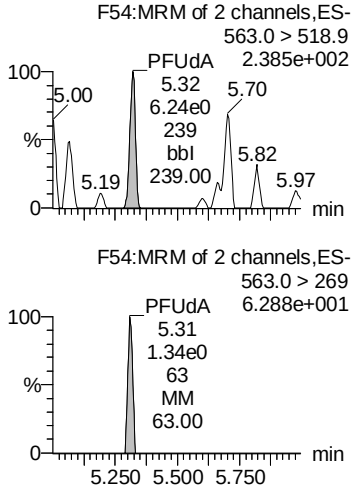


**PFDoA**

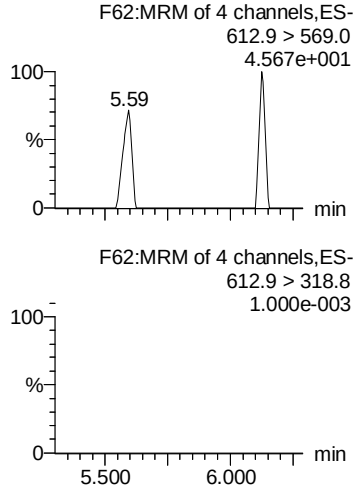


**13C2-PFDA**

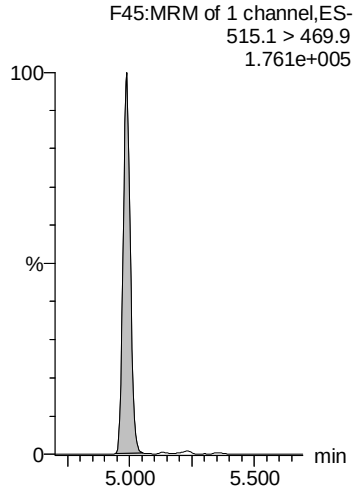


**d3-N-MeFOSAA**

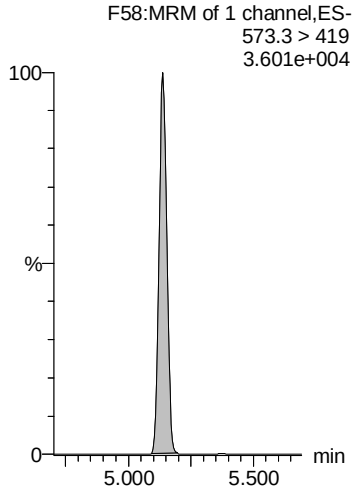


**d3-N-MeFOSAA**

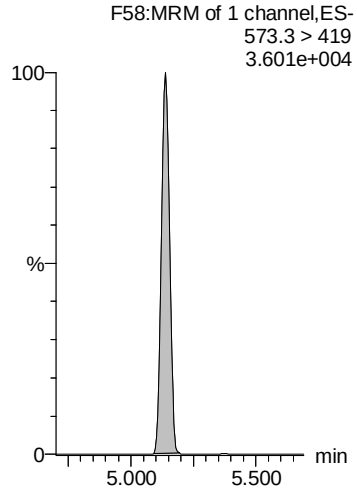


**13C2-PFUdA**

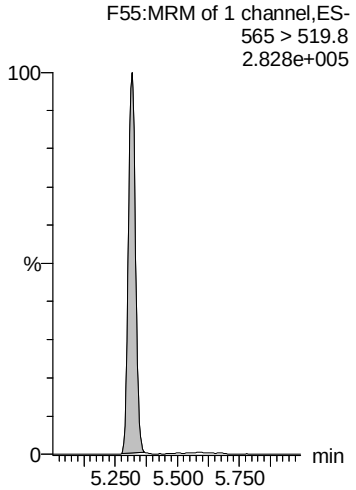


**13C2-PFDoA**

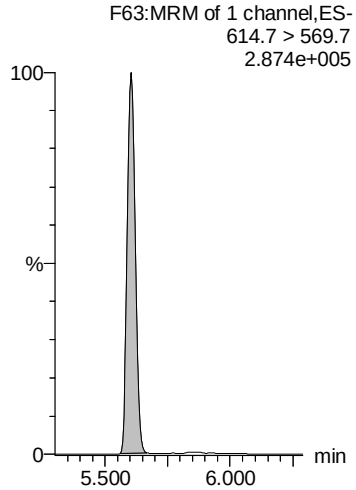



CGH 8/7/2019

Vista Analytical Laboratory L14

Review: AMR 8/8/2019

Dataset: F:\Projects\PFAS.PRO\Results\190805M1\190508M1-34.qld

Last Altered: Wednesday, August 07, 2019 11:16:38 Pacific Daylight Time
Printed: Wednesday, August 07, 2019 11:17:25 Pacific Daylight Time

**Name: 190805M1_34, Date: 05-Aug-2019, Time: 16:18:55, ID: 1902189-16 SAOA-B02-SO-5-5.5 1.18, Description: SAOA-B02-SO-5-5.5**

**L-EtFOSAA**

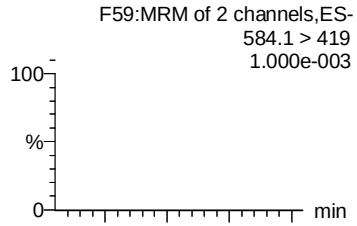


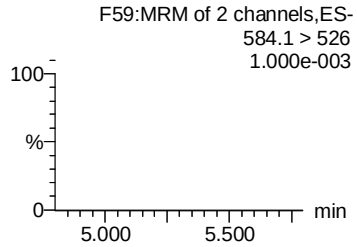


**Total N-EtFOSAA**

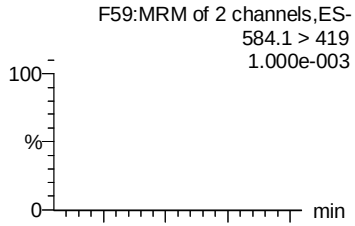


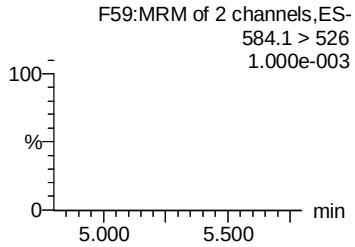


**PFTrDA**

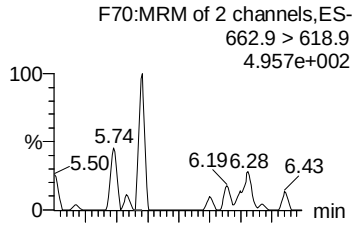


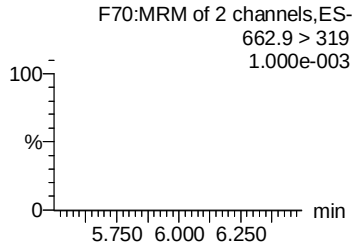


**PFTeDA**

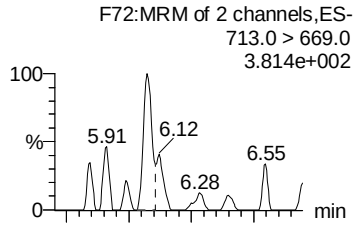


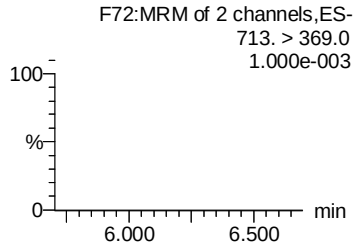


**TDCA**

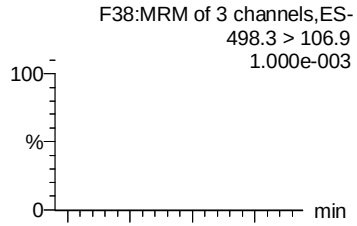


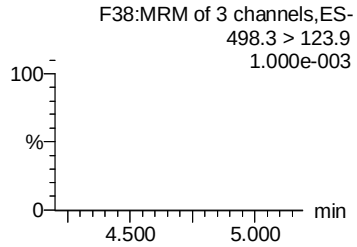


**d5-N-EtFOSAA**

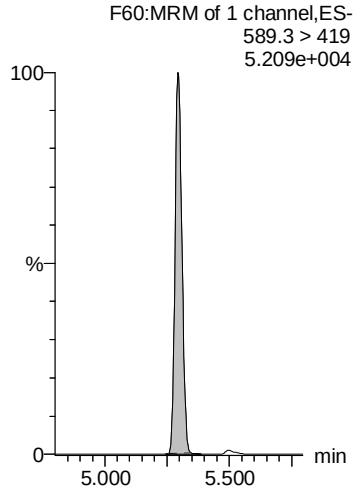


**d5-N-EtFOSAA**

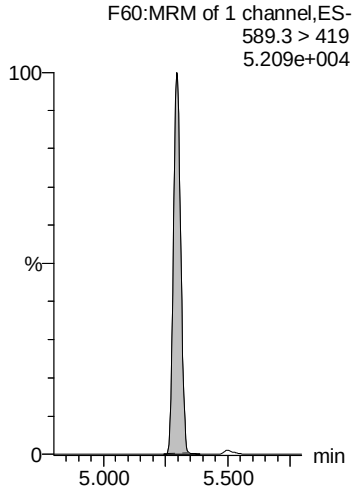


**13C2-PFDoA**

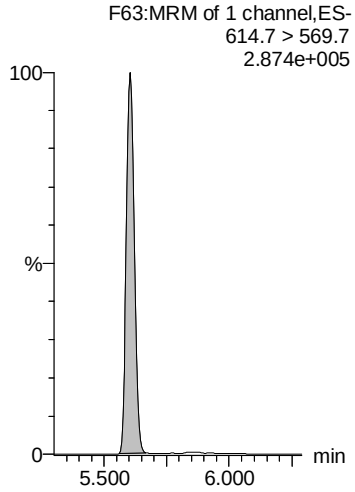


**13C2-PFTeDA**

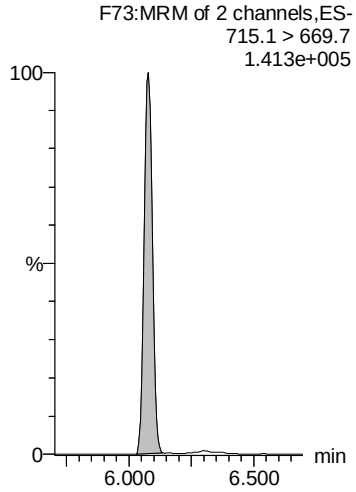


**13C8-PFOS**

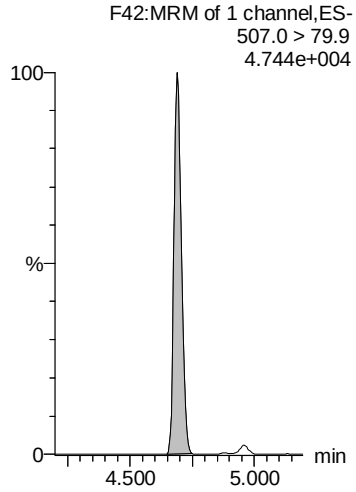


 CGH 8/7/2019

Vista Analytical Laboratory L14

Review: AMR 8/8/2019

Dataset: F:\Projects\PFAS.PRO\Results\190805M1\190508M1-34.qld

Last Altered: Wednesday, August 07, 2019 11:16:38 Pacific Daylight Time
Printed: Wednesday, August 07, 2019 11:17:25 Pacific Daylight Time

**Name: 190805M1_34, Date: 05-Aug-2019, Time: 16:18:55, ID: 1902189-16 SAOA-B02-SO-5-5.5 1.18, Description: SAOA-B02-SO-5-5.5**

**13C5-PFHxA**

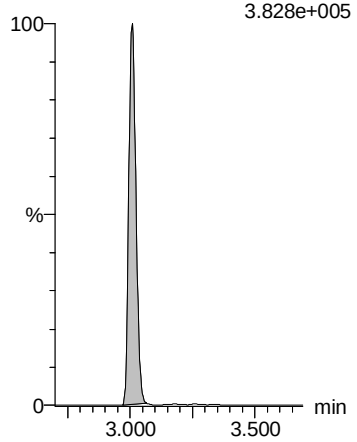


**13C8-PFOA**

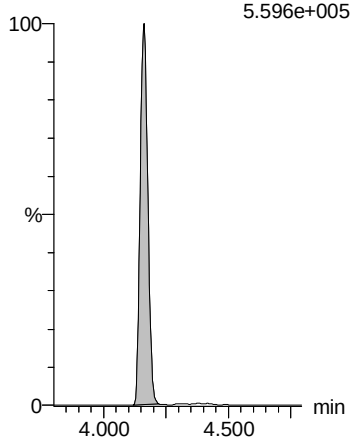


**18O2-PFHxS**

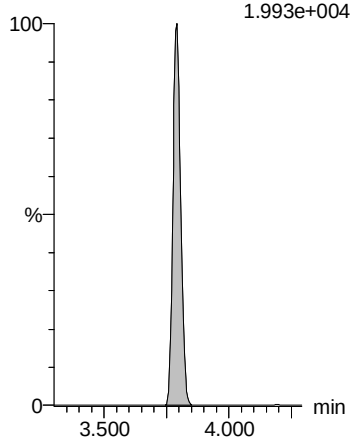


**13C9-PFNA**

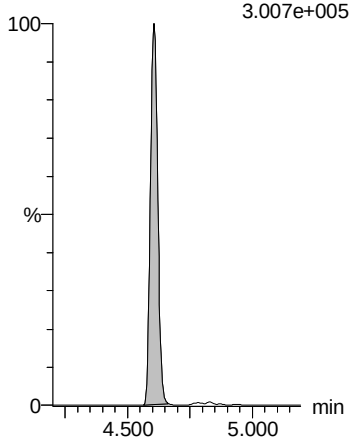


**13C4-PFOS**

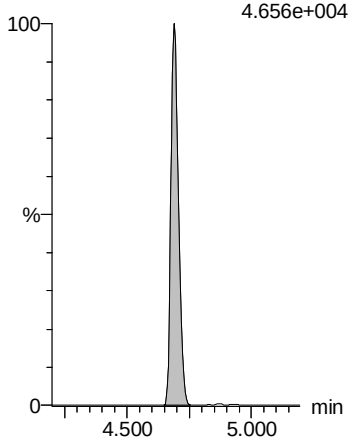


**13C6-PFDA**

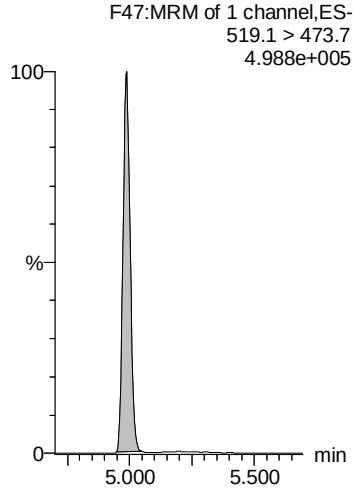


**13C7-PFUdA**

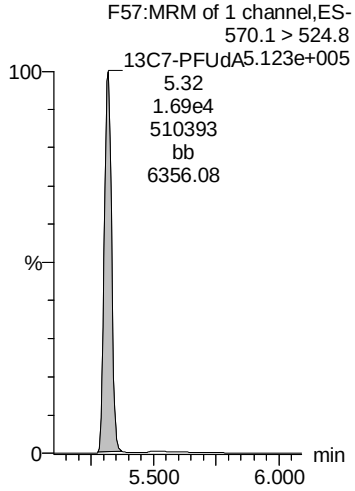



CGH 8/7/2019

Vista Analytical Laboratory L14

Review: AMR 8/8/2019

Dataset: F:\Projects\PFAS.PRO\Results\190805M1\190508M1-35.qld

Last Altered: Wednesday, August 07, 2019 11:21:05 Pacific Daylight Time
Printed: Wednesday, August 07, 2019 11:22:02 Pacific Daylight Time

**Name: 190805M1_35, Date: 05-Aug-2019, Time: 16:29:28, ID: 1902189-17 SAOA-B02-SO-20-20.5 1.13, Description: SAOA-B02-SO-20-20.5**

| | # | Name | Trace | Area | IS Area | wt/vol | RRF Mean | Pred.RT | RT | Response | Conc. | %Rec | Ion Ratio | Ratio Out? |
|---|---|---|---|---|---|---|---|---|---|---|---|---|---|---|
| 1 | 5 | PFBS | 299.0 > 79.7 | 8.81e0 | 6.00e2 | 1.00 | | 2.51 | 2.51 | 0.184 | 0.1696 | | 3.689 | NO |
| 2 | 7 | PFHxA | 313.0 > 269.0 | 1.94e3 | 3.16e3 | 1.00 | | 3.01 | 3.01 | 3.08 | 2.8456 | | 13.770 | NO |
| 3 | 11 | PFHpA | 363.0 > 318.9 | 5.62e2 | 3.94e3 | 1.00 | | 3.64 | 3.64 | 1.78 | 1.5272 | | 6.947 | NO |
| 4 | 13 | L-PFHxS | 398.9 > 79.6 | 2.08e3 | 1.56e3 | 1.00 | | 3.79 | 3.79 | 16.7 | 18.0721 | | 1.905 | NO |
| 5 | 80 | Total PFHxS | 398.9 > 79.6 | 2.08e3 | 1.56e3 | 1.00 | | 3.83 | | 16.7 | 18.0721 | | | |
| 6 | 49 | 13C3-PFBS | 302.0 > 98.8 | 6.00e2 | 6.92e2 | 1.00 | 1.062 | 2.50 | 2.51 | 10.8 | 10.1897 | 81.7 | | |
| 7 | 52 | 13C2-PFHxA | 315.0 > 270.0 | 3.16e3 | 1.15e4 | 1.00 | 0.810 | 3.00 | 3.01 | 3.44 | 4.2423 | 85.0 | | |
| 8 | 53 | 13C4-PFHpA | 367.2 > 321.8 | 3.94e3 | 1.15e4 | 1.00 | 0.378 | 3.63 | 3.64 | 4.30 | 11.3412 | 90.9 | | |
| 9 | 54 | 13C3-PFHxS | 401.8 > 79.9 | 1.56e3 | 6.92e2 | 1.00 | 2.294 | 3.79 | 3.79 | 28.2 | 12.2505 | 98.2 | | |
| 10 | 54 | 13C3-PFHxS | 401.8 > 79.9 | 1.56e3 | 6.92e2 | 1.00 | 2.294 | 3.79 | 3.79 | 28.2 | 12.2505 | 98.2 | | |
| 11 | -1 | | | | | | | | | | | | | |
| 12 | 16 | L-PFOA | 412.8 > 368.9 | 2.59e4 | 8.09e3 | 1.00 | | 4.16 | 4.16 | 40.0 | 21.4688 | | 3.435 | NO |
| 13 | 81 | Total PFOA | 412.8 > 368.9 | 2.59e4 | 8.09e3 | 1.00 | | 4.21 | | 40.0 | 21.4688 | | | |
| 14 | 21 | PFNA | 463.0 > 418.8 | 4.46e2 | 7.88e3 | 1.00 | | 4.61 | 4.61 | 0.708 | 0.6979 | | 2.584 | NO |
| 15 | 23 | L-PFOS | 498.9 > 79.9 | 2.58e4 | 1.38e3 | 1.00 | | 4.70 | 4.70 | 235 | 180.5389 | | 2.008 | NO |
| 16 | 82 | Total PFOS | 498.9 > 79.9 | 2.58e4 | 1.38e3 | 1.00 | | 4.74 | | 235 | 180.5389 | | | |
| 17 | 58 | 13C2-PFOA | 414.9 > 369.7 | 8.09e3 | 1.68e4 | 1.00 | 0.502 | 4.16 | 4.16 | 6.01 | 11.9448 | 95.8 | | |
| 18 | 58 | 13C2-PFOA | 414.9 > 369.7 | 8.09e3 | 1.68e4 | 1.00 | 0.502 | 4.16 | 4.16 | 6.01 | 11.9448 | 95.8 | | |
| 19 | 56 | 13C5-PFNA | 468.2 > 422.9 | 7.88e3 | 1.02e4 | 1.00 | 1.048 | 4.61 | 4.61 | 9.63 | 9.1643 | 73.5 | | |
| 20 | 59 | 13C8-PFOS | 507.0 > 79.9 | 1.38e3 | 1.47e3 | 1.00 | 0.994 | 4.69 | 4.70 | 11.7 | 11.7655 | 94.3 | | |
| 21 | 59 | 13C8-PFOS | 507.0 > 79.9 | 1.38e3 | 1.47e3 | 1.00 | 0.994 | 4.69 | 4.70 | 11.7 | 11.7655 | 94.3 | | |
| 22 | -1 | | | | | | | | | | | | | |
| 23 | 26 | PFDA | 513 > 468.8 | 1.46e2 | 6.41e3 | 1.00 | | 4.99 | 4.99 | 0.284 | 0.1826 | | 6.242 | NO |
| 24 | 29 | L-MeFOSAA | 570 > 419 | | 1.13e3 | 1.00 | | 5.14 | | | | | | |
| 25 | 83 | Total N-MeFOSAA | 570. > 419 | 0.00e0 | 1.13e3 | 1.00 | | 5.19 | | 0.000 | | | | |
| 26 | 33 | PFUdA | 563.0 > 518.9 | | 9.20e3 | 1.00 | | 5.32 | | | | | | |
| 27 | 37 | PFDoA | 612.9 > 569.0 | | 1.05e4 | 1.00 | | 5.61 | | | | | | |
| 28 | 60 | 13C2-PFDA | 515.1 > 469.9 | 6.41e3 | 1.61e4 | 1.00 | 0.710 | 4.98 | 4.99 | 4.99 | 7.0048 | 56.2 | | |
| 29 | 62 | d3-N-MeFOSAA | 573.3 > 419 | 1.13e3 | 1.54e4 | 1.00 | 0.143 | 5.14 | 5.14 | 0.918 | 6.4100 | 51.4 | | |
| 30 | 62 | d3-N-MeFOSAA | 573.3 > 419 | 1.13e3 | 1.54e4 | 1.00 | 0.143 | 5.14 | 5.14 | 0.918 | 6.4100 | 51.4 | | |
| 31 | 63 | 13C2-PFUdA | 565 > 519.8 | 9.20e3 | 1.54e4 | 1.00 | 0.832 | 5.32 | 5.32 | 7.48 | 8.9695 | 71.9 | | |
| 32 | 65 | 13C2-PFDoA | 614.7 > 569.7 | 1.05e4 | 1.61e4 | 1.00 | 1.249 | 5.60 | 5.61 | 8.15 | 6.5104 | 52.2 | | |
| 33 | -1 | | | | | | | | | | | | | |
| 34 | 31 | L-EtFOSAA | 584.1 > 419 | | 1.74e3 | 1.00 | | 5.30 | | | | | | |
| 35 | 84 | Total N-EtFOSAA | 584.1 > 419 | 0.00e0 | 1.74e3 | 1.00 | | 5.33 | | 0.000 | | | | |
| 36 | 39 | PFTrDA | 662.9 > 618.9 | | 1.05e4 | 1.00 | | 5.86 | | | | | | |


CGH 8/7/2019

Vista Analytical Laboratory L14

Review: AMR 8/8/2019

Dataset: F:\Projects\PFAS.PRO\Results\190805M1\190508M1-35.qld

Last Altered: Wednesday, August 07, 2019 11:21:05 Pacific Daylight Time
Printed: Wednesday, August 07, 2019 11:22:02 Pacific Daylight Time

**Name: 190805M1_35, Date: 05-Aug-2019, Time: 16:29:28, ID: 1902189-17 SAOA-B02-SO-20-20.5 1.13, Description: SAOA-B02-SO-20-20.5**

| | # | Name | Trace | Area | IS Area | wt/vol | RRF Mean | Pred.RT | RT | Response | Conc. | %Rec | Ion Ratio | Ratio Out? |
|---|---|---|---|---|---|---|---|---|---|---|---|---|---|---|
| 37 | 41 | PFTeDA | 713.0 > 669.0 | | 5.54e3 | 1.00 | | 6.08 | | | | | | |
| 38 | 85 | TDCA | 498.3>106.9 | | | 1.00 | | 5.45 | | | | | | |
| 39 | 64 | d5-N-EtFOSAA | 589.3 > 419 | 1.74e3 | 1.54e4 | 1.00 | 0.202 | 5.29 | 5.30 | 1.41 | 6.9711 | 55.9 | | |
| 40 | 64 | d5-N-EtFOSAA | 589.3 > 419 | 1.74e3 | 1.54e4 | 1.00 | 0.202 | 5.29 | 5.30 | 1.41 | 6.9711 | 55.9 | | |
| 41 | 65 | 13C2-PFDoA | 614.7 > 569.7 | 1.05e4 | 1.61e4 | 1.00 | 1.249 | 5.60 | 5.61 | 8.15 | 6.5104 | 52.2 | | |
| 42 | 67 | 13C2-PFTeDA | 715.1 > 669.7 | 5.54e3 | 1.54e4 | 1.00 | 0.452 | 6.08 | 6.08 | 4.50 | 9.9443 | 79.7 | | |
| 43 | 59 | 13C8-PFOS | 507.0 > 79.9 | 1.38e3 | 1.47e3 | 1.00 | 0.994 | 4.69 | 4.70 | 11.7 | 11.7655 | 94.3 | | |
| 44 | -1 | | | | | | | | | | | | | |
| 45 | 73 | 13C5-PFHxA | 318.0 > 272.9 | 1.15e4 | 1.15e4 | 1.00 | 1.000 | 3.00 | 3.01 | 12.5 | 12.4748 | 100.0 | | |
| 46 | 75 | 13C8-PFOA | 420.9 > 376.0 | 1.68e4 | 1.68e4 | 1.00 | 1.000 | 4.16 | 4.16 | 12.5 | 12.4748 | 100.0 | | |
| 47 | 74 | 18O2-PFHxS | 403.0 > 102.6 | 6.92e2 | 6.92e2 | 1.00 | 1.000 | 3.79 | 3.79 | 12.5 | 12.4748 | 100.0 | | |
| 48 | 76 | 13C9-PFNA | 472.2 > 426.9 | 1.02e4 | 1.02e4 | 1.00 | 1.000 | 4.61 | 4.61 | 12.5 | 12.4748 | 100.0 | | |
| 49 | 77 | 13C4-PFOS | 503 > 79.9 | 1.47e3 | 1.47e3 | 1.00 | 1.000 | 4.69 | 4.70 | 12.5 | 12.4748 | 100.0 | | |
| 50 | 78 | 13C6-PFDA | 519.1 > 473.7 | 1.61e4 | 1.61e4 | 1.00 | 1.000 | 4.98 | 4.99 | 12.5 | 12.4748 | 100.0 | | |
| 51 | 79 | 13C7-PFUdA | 570.1 > 524.8 | 1.54e4 | 1.54e4 | 1.00 | 1.000 | 5.32 | 5.32 | 12.5 | 12.4748 | 100.0 | | |


CGH 8/7/2019

Vista Analytical Laboratory L14

Review: AMR 8/8/2019

Dataset: F:\Projects\PFAS.PRO\Results\190805M1\190508M1-35.qld

Last Altered: Wednesday, August 07, 2019 11:21:05 Pacific Daylight Time
Printed: Wednesday, August 07, 2019 11:22:02 Pacific Daylight Time

**Method: F:\Projects\PFAS.PRO\MethDB\PFAS_FULL_80C_080519.mdb 05 Aug 2019 14:58:12**
**Calibration: F:\Projects\PFAS.PRO\CurveDB\C18_VAL-PFAS_Q4_08-02-19.cdb 03 Aug 2019 11:02:31**

**Name: 190805M1_35, Date: 05-Aug-2019, Time: 16:29:28, ID: 1902189-17 SAOA-B02-SO-20-20.5 1.13, Description: SAOA-B02-SO-20-20.5**

**PFBS**

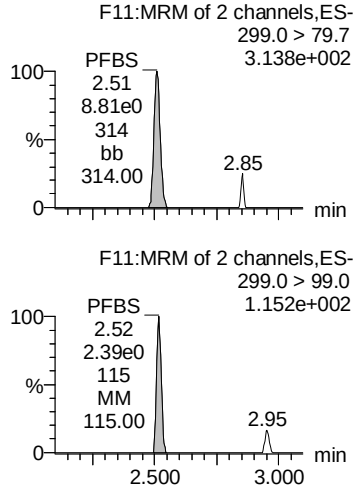


**PFHxA**

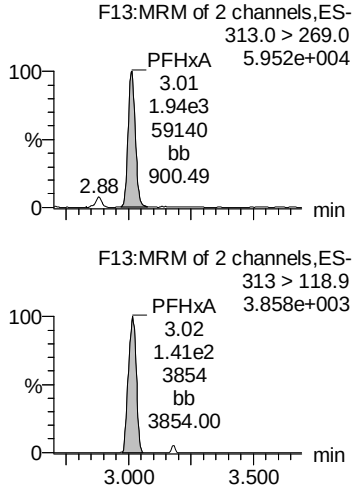


**PFHpA**

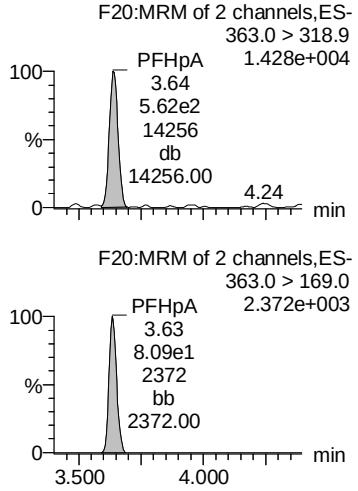


**L-PFHxS**

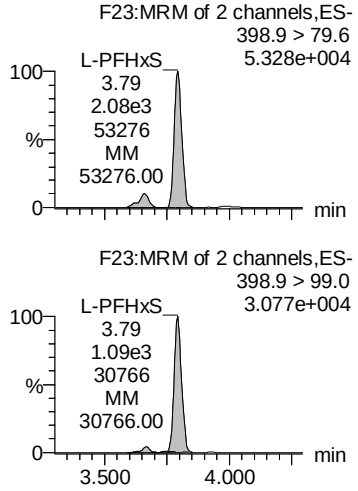


**Total PFHxS**

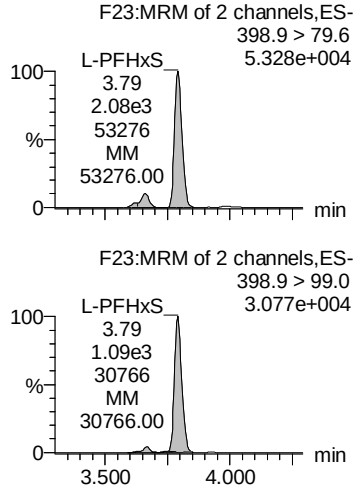


**13C3-PFBS**

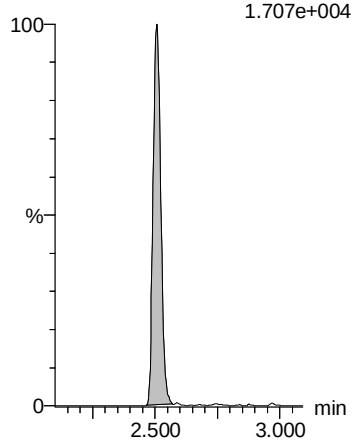


**13C2-PFHxA**

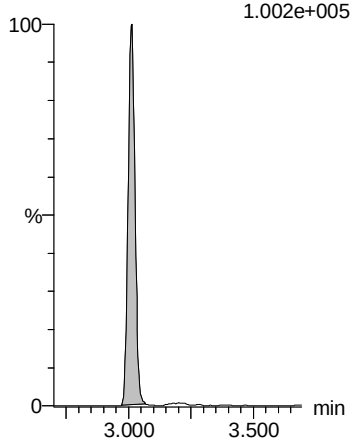


**13C4-PFHpA**

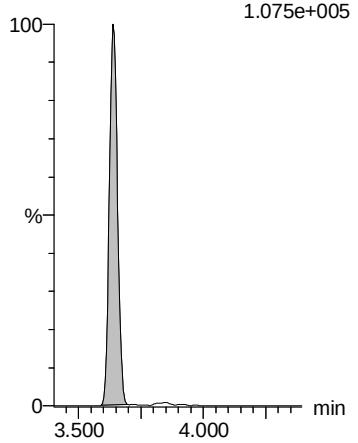


**13C3-PFHxS**

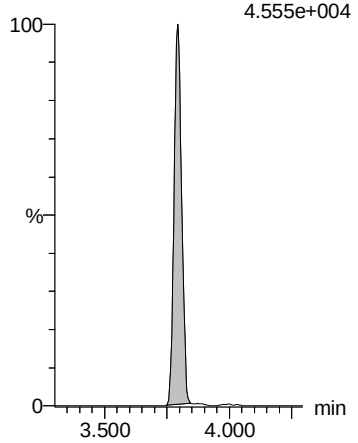


**13C3-PFHxS**

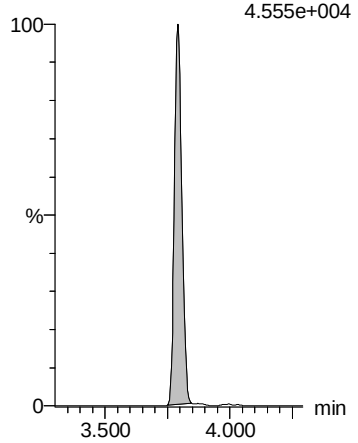


 CGH 8/7/2019

Vista Analytical Laboratory L14

Review: AMR 8/8/2019

Dataset: F:\Projects\PFAS.PRO\Results\190805M1\190508M1-35.qld

Last Altered: Wednesday, August 07, 2019 11:21:05 Pacific Daylight Time
Printed: Wednesday, August 07, 2019 11:22:02 Pacific Daylight Time

**Name: 190805M1_35, Date: 05-Aug-2019, Time: 16:29:28, ID: 1902189-17 SAOA-B02-SO-20-20.5 1.13, Description: SAOA-B02-SO-20-20.5**

**L-PFOA**

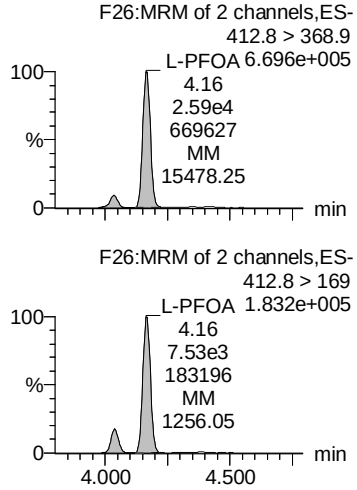


**Total PFOA**

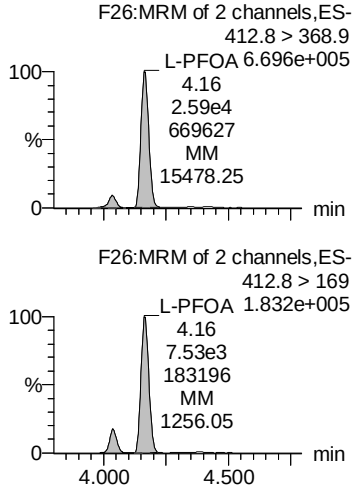


**PFNA**

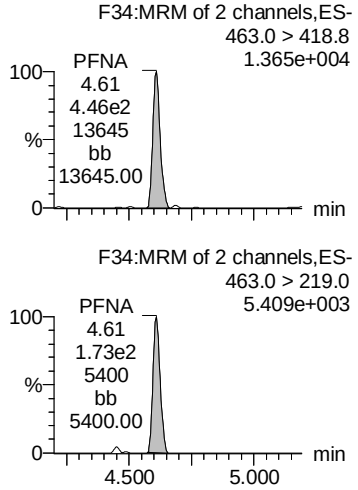


**L-PFOS**

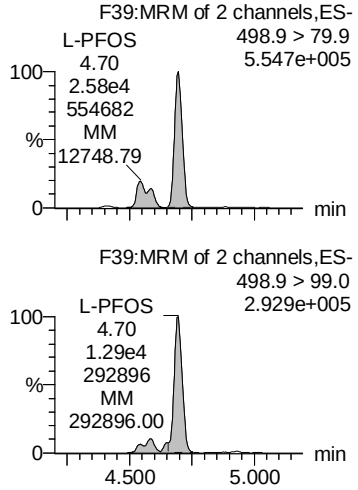


**Total PFOS**

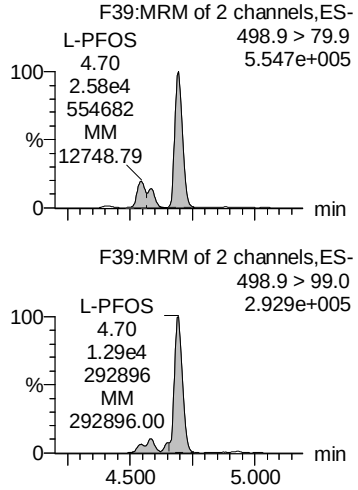


**13C2-PFOA**

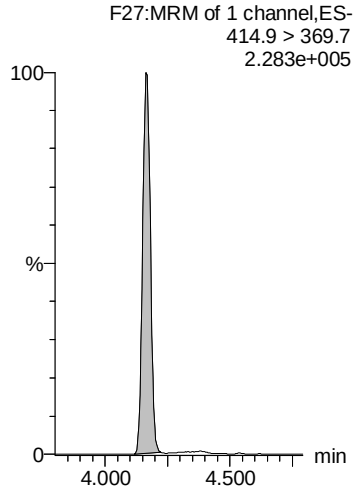


**13C2-PFOA**

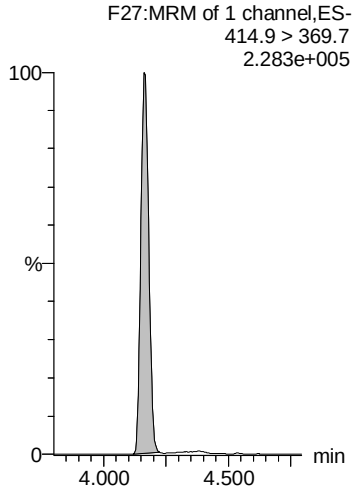


**13C5-PFNA**

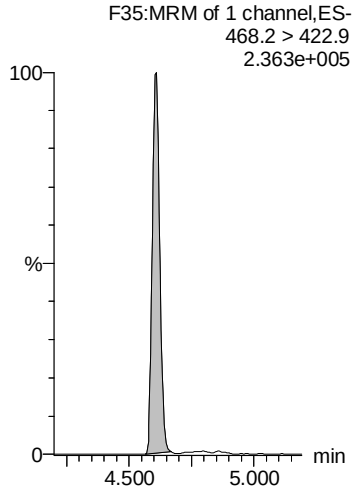


**13C8-PFOS**

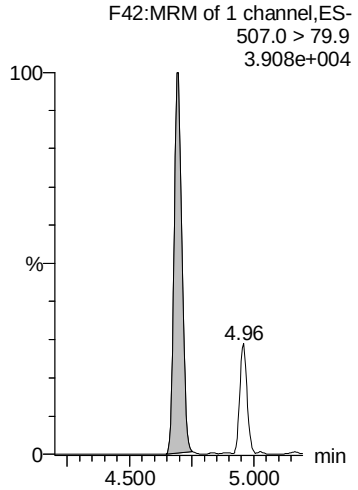


**13C8-PFOS**

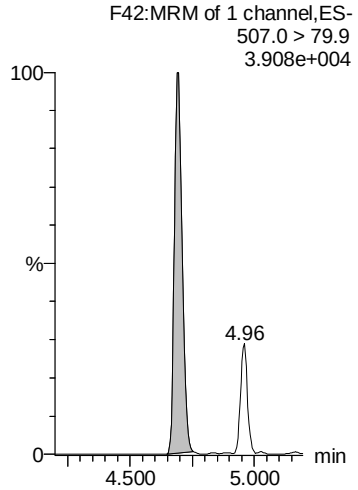

Dataset: F:\Projects\PFAS.PRO\Results\190805M1\190508M1-35.qld

Last Altered: Wednesday, August 07, 2019 11:21:05 Pacific Daylight Time
Printed: Wednesday, August 07, 2019 11:22:02 Pacific Daylight Time

**Name: 190805M1_35, Date: 05-Aug-2019, Time: 16:29:28, ID: 1902189-17 SAOA-B02-SO-20-20.5 1.13, Description: SAOA-B02-SO-20-20.5**

**PFDA**

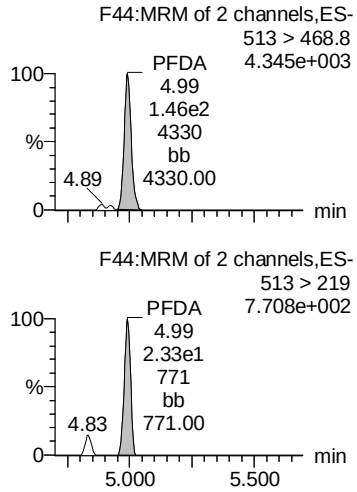





**L-MeFOSAA**

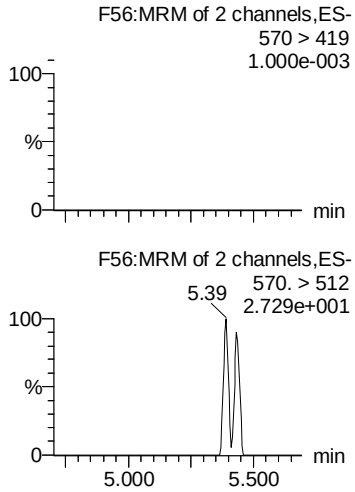





**Total N-MeFOSAA**

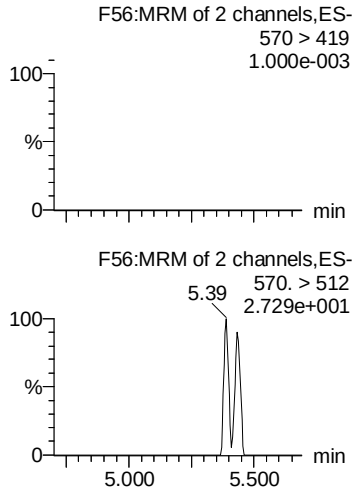





**PFUdA**

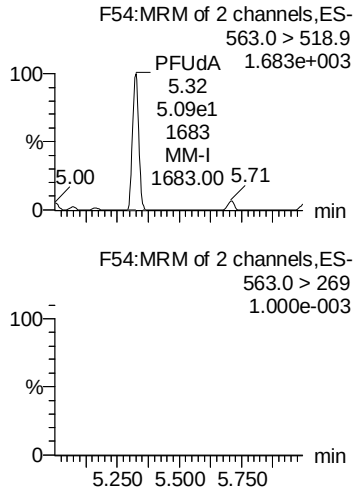





**PFDoA**

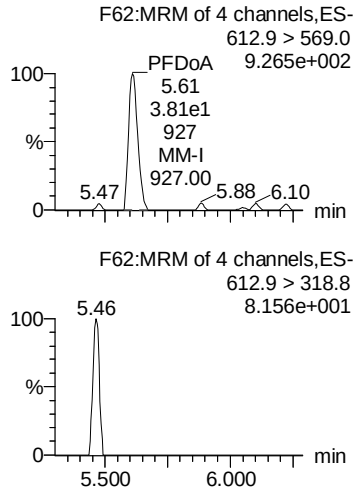





**13C2-PFDA**

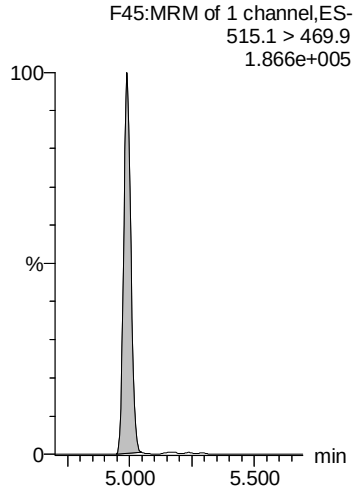


**d3-N-MeFOSAA**

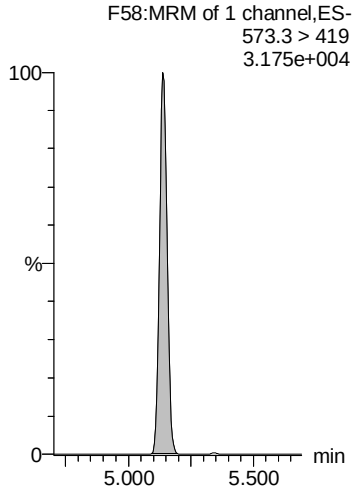


**d3-N-MeFOSAA**

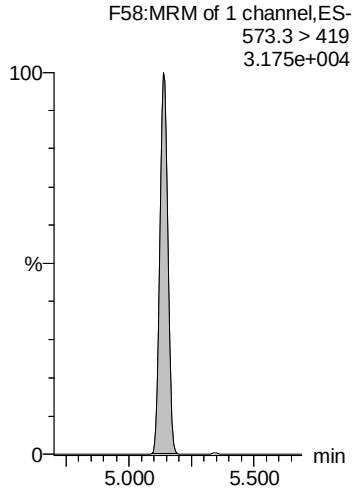


**13C2-PFUdA**

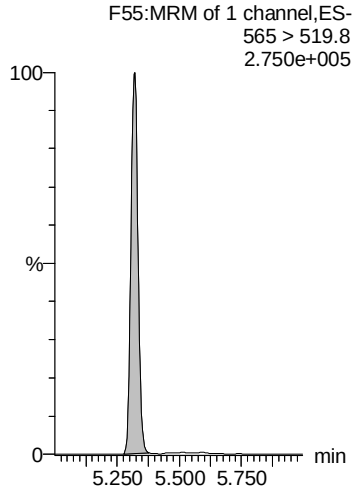


**13C2-PFDoA**

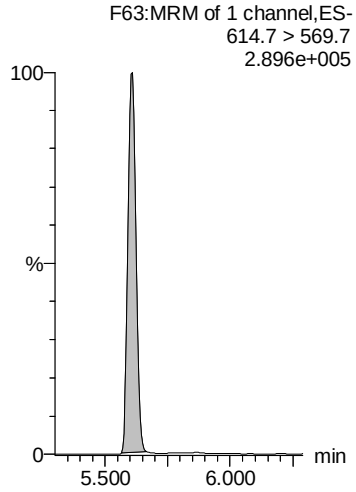

Vista Analytical Laboratory L14

Review: AMR 8/8/2019

Dataset: F:\Projects\PFAS.PRO\Results\190805M1\190508M1-35.qld

Last Altered: Wednesday, August 07, 2019 11:21:05 Pacific Daylight Time
Printed: Wednesday, August 07, 2019 11:22:02 Pacific Daylight Time

**Name: 190805M1_35, Date: 05-Aug-2019, Time: 16:29:28, ID: 1902189-17 SAOA-B02-SO-20-20.5 1.13, Description: SAOA-B02-SO-20-20.5**

**L-EtFOSAA**

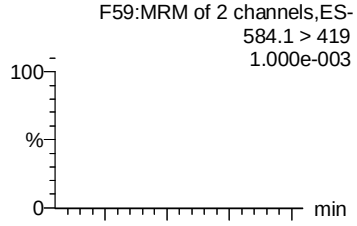


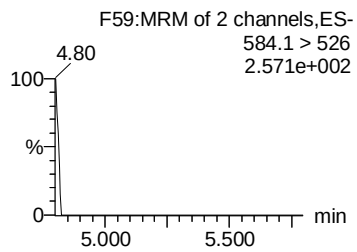


**Total N-EtFOSAA**

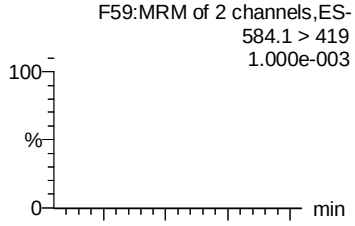


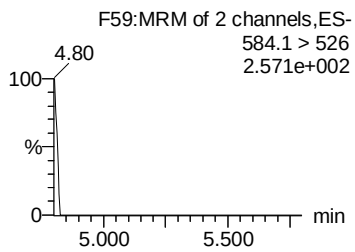


**PFTrDA**

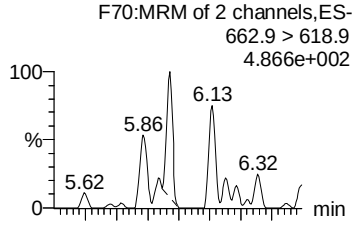


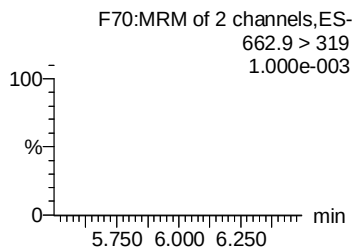


**PFTeDA**

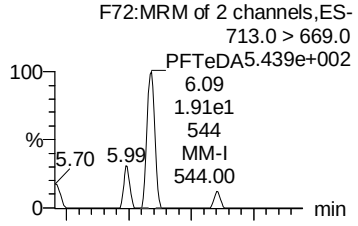


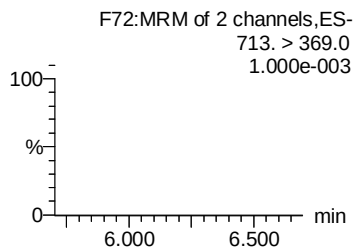


**TDCA**

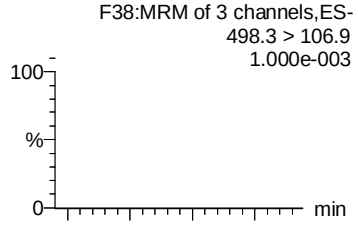


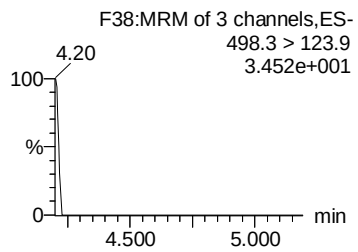


**d5-N-EtFOSAA**

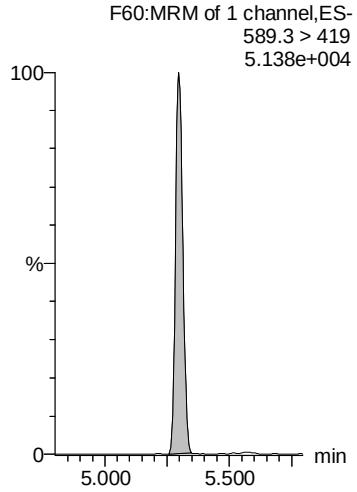


**d5-N-EtFOSAA**

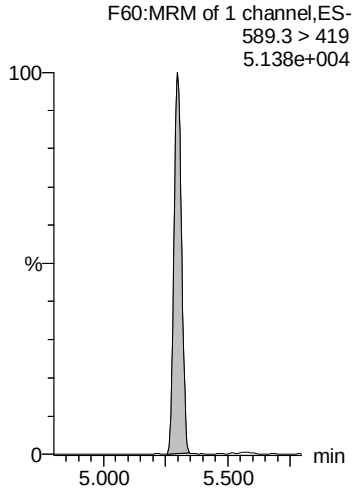


**13C2-PFDoA**

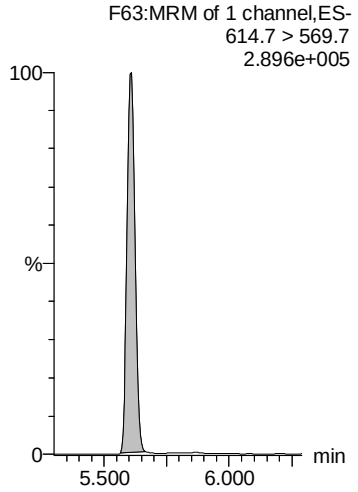


**13C2-PFTeDA**

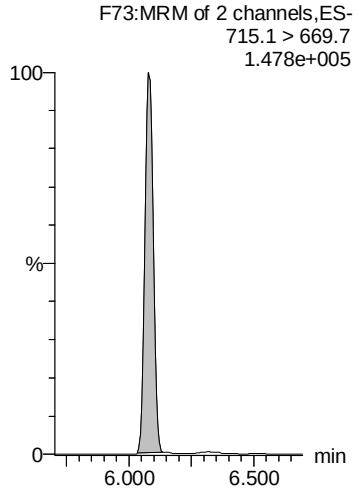


**13C8-PFOS**

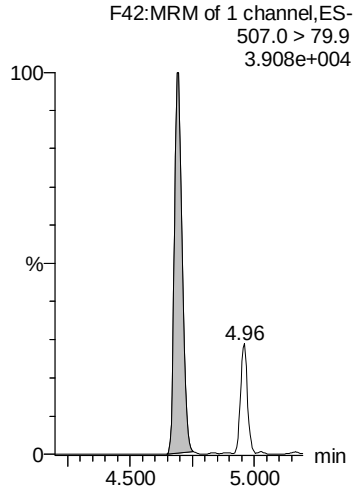


 CGH 8/7/2019

Vista Analytical Laboratory L14

Review: AMR 8/8/2019

Dataset: F:\Projects\PFAS.PRO\Results\190805M1\190508M1-35.qld

Last Altered: Wednesday, August 07, 2019 11:21:05 Pacific Daylight Time
Printed: Wednesday, August 07, 2019 11:22:02 Pacific Daylight Time

**Name: 190805M1_35, Date: 05-Aug-2019, Time: 16:29:28, ID: 1902189-17 SAOA-B02-SO-20-20.5 1.13, Description: SAOA-B02-SO-20-20.5**

**13C5-PFHxA**

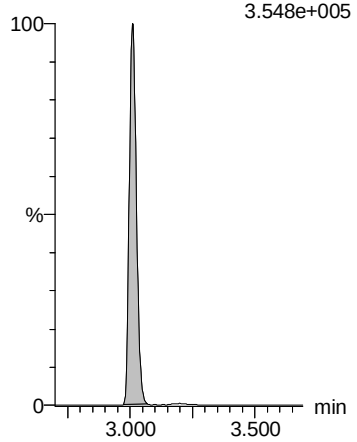


**13C8-PFOA**

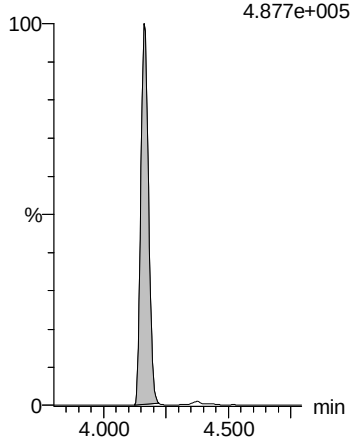


**18O2-PFHxS**

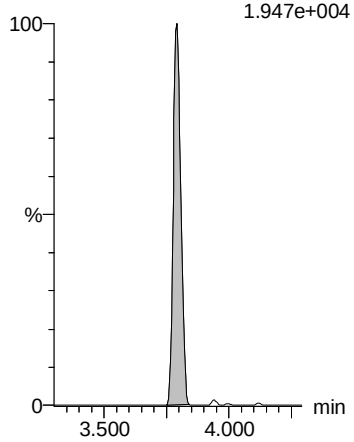


**13C9-PFNA**

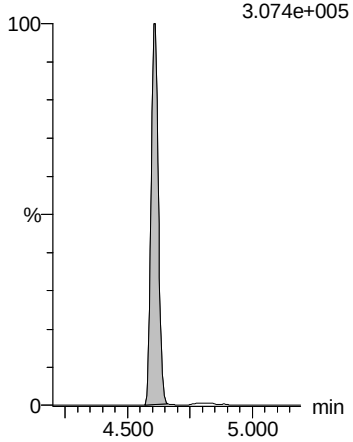


**13C4-PFOS**

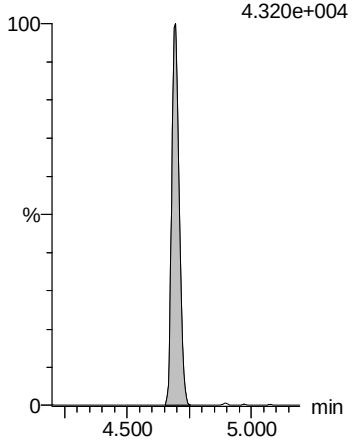


**13C6-PFDA**

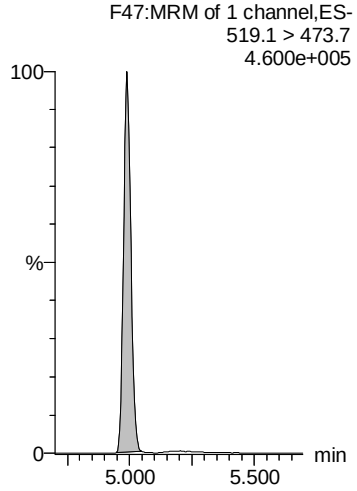


**13C7-PFUdA**

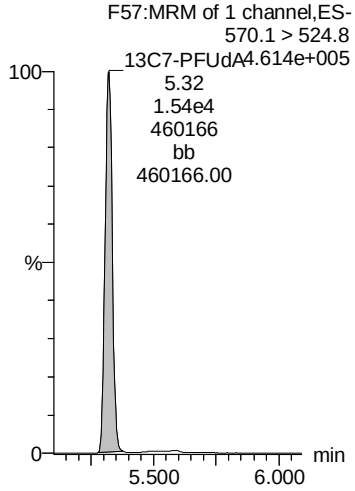



CGH 8/7/2019

Vista Analytical Laboratory L14

Review: AMR 8/8/2019

Dataset: F:\Projects\PFAS.PRO\Results\190806M1\190806M1-26.qld

Last Altered: Wednesday, August 07, 2019 10:37:33 Pacific Daylight Time
Printed: Wednesday, August 07, 2019 10:39:38 Pacific Daylight Time

**Name: 190806M1_26, Date: 06-Aug-2019, Time: 14:55:25, ID: 1902189-18 SAOA-B02-SO-56-56.5 1.28, Description: SAOA-B02-SO-56-56.5**

| | # | Name | Trace | Area | IS Area | wt/vol | RRF Mean | Pred.RT | RT | Response | Conc. | %Rec | Ion Ratio | Ratio Out? |
|---|---|---|---|---|---|---|---|---|---|---|---|---|---|---|
| 1 | 5 | PFBS | 299.0 > 79.7 | 1.94e2 | 1.28e3 | 1.00 | | 2.52 | 2.52 | 1.90 | 0.9113 | | 2.612 | NO |
| 2 | 7 | PFHxA | 313.0 > 269.0 | 3.79e3 | 8.05e3 | 1.00 | | 3.03 | 3.03 | 2.35 | 2.8256 | | 15.262 | NO |
| 3 | 11 | PFHpA | 363.0 > 318.9 | | 1.06e4 | 1.00 | | 3.65 | | | | | | |
| 4 | 13 | L-PFHxS | 398.9 > 79.6 | 3.41e2 | 2.93e3 | 1.00 | | 3.81 | 3.81 | 1.45 | 1.7079 | | 2.387 | NO |
| 5 | 80 | Total PFHxS | 398.9 > 79.6 | 3.41e2 | 2.93e3 | 1.00 | | 3.83 | | 1.45 | 1.7079 | | | |
| 6 | 49 | 13C3-PFBS | 302.0 > 98.8 | 1.28e3 | 1.61e3 | 1.00 | 1.102 | 2.52 | 2.52 | 9.94 | 9.0139 | 72.2 | | |
| 7 | 52 | 13C2-PFHxA | 315.0 > 270.0 | 8.05e3 | 2.48e4 | 1.00 | 0.988 | 3.02 | 3.03 | 4.05 | 4.0972 | 82.0 | | |
| 8 | 53 | 13C4-PFHpA | 367.2 > 321.8 | 1.06e4 | 2.48e4 | 1.00 | 0.485 | 3.65 | 3.65 | 5.33 | 10.9805 | 88.0 | | |
| 9 | 54 | 13C3-PFHxS | 401.8 > 79.9 | 2.93e3 | 1.61e3 | 1.00 | 2.211 | 3.80 | 3.81 | 22.8 | 10.2784 | 82.3 | | |
| 10 | 54 | 13C3-PFHxS | 401.8 > 79.9 | 2.93e3 | 1.61e3 | 1.00 | 2.211 | 3.80 | 3.81 | 22.8 | 10.2784 | 82.3 | | |
| 11 | -1 | | | | | | | | | | | | | |
| 12 | 16 | L-PFOA | 412.8 > 368.9 | 2.24e3 | 1.89e4 | 1.00 | | 4.18 | 4.18 | 1.48 | 1.0457 | | 3.606 | NO |
| 13 | 81 | Total PFOA | 412.8 > 368.9 | 2.24e3 | 1.89e4 | 1.00 | | 4.21 | | 1.48 | 1.0457 | | | |
| 14 | 21 | PFNA | 463.0 > 418.8 | 4.29e1 | 1.85e4 | 1.00 | | 4.62 | 4.62 | 0.0290 | 0.0094 | | 7.735 | YES |
| 15 | 23 | L-PFOS | 498.9 > 79.9 | 2.04e3 | 3.31e3 | 1.00 | | 4.71 | 4.71 | 7.69 | 7.1076 | | 2.133 | NO |
| 16 | 82 | Total PFOS | 498.9 > 79.9 | 2.04e3 | 3.31e3 | 1.00 | | 4.74 | | 7.69 | 7.1076 | | | |
| 17 | 58 | 13C2-PFOA | 414.9 > 369.7 | 1.89e4 | 3.05e4 | 1.00 | 0.714 | 4.18 | 4.18 | 7.75 | 10.8445 | 86.9 | | |
| 18 | 58 | 13C2-PFOA | 414.9 > 369.7 | 1.89e4 | 3.05e4 | 1.00 | 0.714 | 4.18 | 4.18 | 7.75 | 10.8445 | 86.9 | | |
| 19 | 56 | 13C5-PFNA | 468.2 > 422.9 | 1.85e4 | 2.35e4 | 1.00 | 1.014 | 4.62 | 4.62 | 9.86 | 9.7126 | 77.8 | | |
| 20 | 59 | 13C8-PFOS | 507.0 > 79.9 | 3.31e3 | 3.63e3 | 1.00 | 0.990 | 4.71 | 4.71 | 11.4 | 11.5102 | 92.2 | | |
| 21 | 59 | 13C8-PFOS | 507.0 > 79.9 | 3.31e3 | 3.63e3 | 1.00 | 0.990 | 4.71 | 4.71 | 11.4 | 11.5102 | 92.2 | | |
| 22 | -1 | | | | | | | | | | | | | |
| 23 | 26 | PFDA | 513 > 468.8 | | 1.65e4 | 1.00 | | 5.01 | | | | | | |
| 24 | 29 | L-MeFOSAA | 570 > 419 | | 2.66e3 | 1.00 | | 5.16 | | | | | | |
| 25 | 83 | Total N-MeFOSAA | 570. > 419 | 0.00e0 | 2.66e3 | 1.00 | | 5.19 | | 0.000 | | | | |
| 26 | 33 | PFUdA | 563.0 > 518.9 | 5.00e1 | 2.06e4 | 1.00 | | 5.34 | 5.34 | 0.0303 | | | 12.160 | NO |
| 27 | 37 | PFDoA | 612.9 > 569.0 | | 1.82e4 | 1.00 | | 5.62 | | | | | | |
| 28 | 60 | 13C2-PFDA | 515.1 > 469.9 | 1.65e4 | 3.61e4 | 1.00 | 0.782 | 5.01 | 5.01 | 5.72 | 7.3123 | 58.6 | | |
| 29 | 62 | d3-N-MeFOSAA | 573.3 > 419 | 2.66e3 | 3.34e4 | 1.00 | 0.154 | 5.16 | 5.16 | 0.996 | 6.4599 | 51.7 | | |
| 30 | 62 | d3-N-MeFOSAA | 573.3 > 419 | 2.66e3 | 3.34e4 | 1.00 | 0.154 | 5.16 | 5.16 | 0.996 | 6.4599 | 51.7 | | |
| 31 | 63 | 13C2-PFUdA | 565 > 519.8 | 2.06e4 | 3.34e4 | 1.00 | 1.019 | 5.34 | 5.34 | 7.73 | 7.5778 | 60.7 | | |
| 32 | 65 | 13C2-PFDoA | 614.7 > 569.7 | 1.82e4 | 3.61e4 | 1.00 | 1.097 | 5.62 | 5.62 | 6.29 | 5.7210 | 45.8 | | |
| 33 | -1 | | | | | | | | | | | | | |
| 34 | 31 | L-EtFOSAA | 584.1 > 419 | | 3.59e3 | 1.00 | | 5.31 | | | | | | |
| 35 | 84 | Total N-EtFOSAA | 584.1 > 419 | 0.00e0 | 3.59e3 | 1.00 | | 5.33 | | 0.000 | | | | |
| 36 | 39 | PFTrDA | 662.9 > 618.9 | | 1.82e4 | 1.00 | | 5.88 | | | | | | |


CGH 8/7/2019

Vista Analytical Laboratory L14

Review: AMR 8/8/2019

Dataset: F:\Projects\PFAS.PRO\Results\190806M1\190806M1-26.qld

Last Altered: Wednesday, August 07, 2019 10:37:33 Pacific Daylight Time
Printed: Wednesday, August 07, 2019 10:39:38 Pacific Daylight Time

**Name: 190806M1_26, Date: 06-Aug-2019, Time: 14:55:25, ID: 1902189-18 SAOA-B02-SO-56-56.5 1.28, Description: SAOA-B02-SO-56-56.5**

| | # | Name | Trace | Area | IS Area | wt/vol | RRF Mean | Pred.RT | RT | Response | Conc. | %Rec | Ion Ratio | Ratio Out? |
|---|---|---|---|---|---|---|---|---|---|---|---|---|---|---|
| 37 | 41 | PFTeDA | 713.0 > 669.0 | | 1.48e4 | 1.00 | | 6.09 | | | | | | |
| 38 | 85 | TDCA | 498.3>106.9 | | | 1.00 | | 5.45 | | | | | | |
| 39 | 64 | d5-N-EtFOSAA | 589.3 > 419 | 3.59e3 | 3.34e4 | 1.00 | 0.196 | 5.31 | 5.31 | 1.34 | 6.8499 | 54.9 | | |
| 40 | 64 | d5-N-EtFOSAA | 589.3 > 419 | 3.59e3 | 3.34e4 | 1.00 | 0.196 | 5.31 | 5.31 | 1.34 | 6.8499 | 54.9 | | |
| 41 | 65 | 13C2-PFDoA | 614.7 > 569.7 | 1.82e4 | 3.61e4 | 1.00 | 1.097 | 5.62 | 5.62 | 6.29 | 5.7210 | 45.8 | | |
| 42 | 67 | 13C2-PFTeDA | 715.1 > 669.7 | 1.48e4 | 3.34e4 | 1.00 | 0.685 | 6.10 | 6.09 | 5.56 | 8.1098 | 65.0 | | |
| 43 | 59 | 13C8-PFOS | 507.0 > 79.9 | 3.31e3 | 3.63e3 | 1.00 | 0.990 | 4.71 | 4.71 | 11.4 | 11.5102 | 92.2 | | |
| 44 | -1 | | | | | | | | | | | | | |
| 45 | 73 | 13C5-PFHxA | 318.0 > 272.9 | 2.48e4 | 2.48e4 | 1.00 | 1.000 | 3.02 | 3.03 | 12.5 | 12.4846 | 100.0 | | |
| 46 | 75 | 13C8-PFOA | 420.9 > 376.0 | 3.05e4 | 3.05e4 | 1.00 | 1.000 | 4.18 | 4.18 | 12.5 | 12.4846 | 100.0 | | |
| 47 | 74 | 18O2-PFHxS | 403.0 > 102.6 | 1.61e3 | 1.61e3 | 1.00 | 1.000 | 3.80 | 3.81 | 12.5 | 12.4846 | 100.0 | | |
| 48 | 76 | 13C9-PFNA | 472.2 > 426.9 | 2.35e4 | 2.35e4 | 1.00 | 1.000 | 4.62 | 4.62 | 12.5 | 12.4846 | 100.0 | | |
| 49 | 77 | 13C4-PFOS | 503 > 79.9 | 3.63e3 | 3.63e3 | 1.00 | 1.000 | 4.71 | 4.71 | 12.5 | 12.4846 | 100.0 | | |
| 50 | 78 | 13C6-PFDA | 519.1 > 473.7 | 3.61e4 | 3.61e4 | 1.00 | 1.000 | 5.01 | 5.01 | 12.5 | 12.4846 | 100.0 | | |
| 51 | 79 | 13C7-PFUdA | 570.1 > 524.8 | 3.34e4 | 3.34e4 | 1.00 | 1.000 | 5.34 | 5.33 | 12.5 | 12.4846 | 100.0 | | |


CGH 8/7/2019

Vista Analytical Laboratory L14

Review: AMR 8/8/2019

Dataset: F:\Projects\PFAS.PRO\Results\190806M1\190806M1-26.qld

Last Altered: Wednesday, August 07, 2019 10:37:33 Pacific Daylight Time
Printed: Wednesday, August 07, 2019 10:39:38 Pacific Daylight Time

**Method: F:\Projects\PFAS.PRO\MethDB\PFAS_FULL_80C_080619.mdb 06 Aug 2019 13:58:16**
**Calibration: F:\Projects\PFAS.PRO\CurveDB\C18_VAL-PFAS_Q4_08-06-19.cdb 06 Aug 2019 14:25:35**

**Name: 190806M1_26, Date: 06-Aug-2019, Time: 14:55:25, ID: 1902189-18 SAOA-B02-SO-56-56.5 1.28, Description: SAOA-B02-SO-56-56.5**

**PFBS**

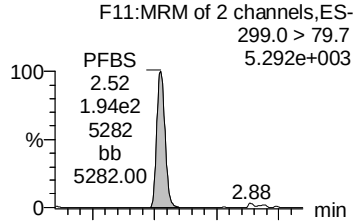


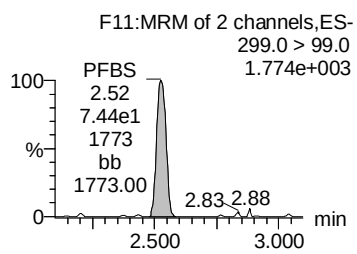


**PFHxA**

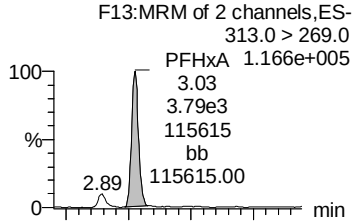


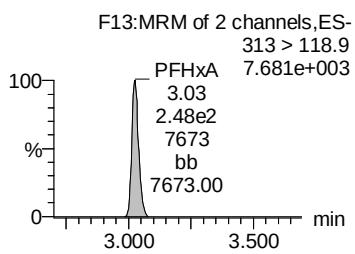


**PFHpA**

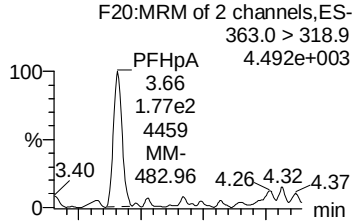


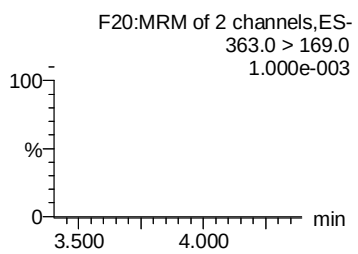


**L-PFHxS**

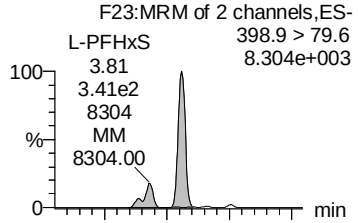


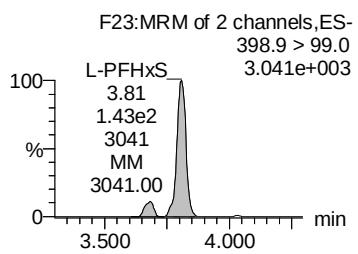


**Total PFHxS**

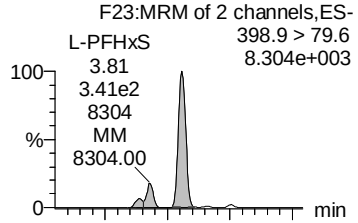


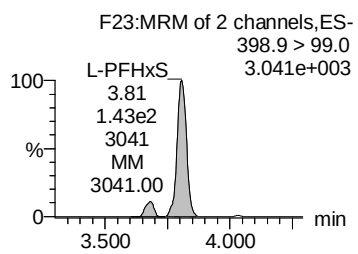


**13C3-PFBS**

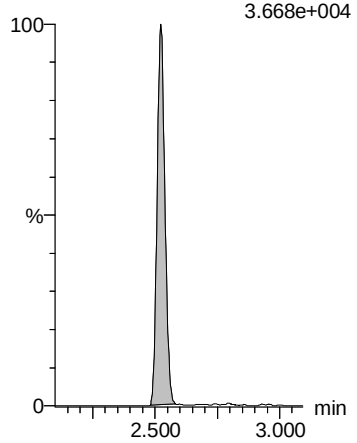


**13C2-PFHxA**

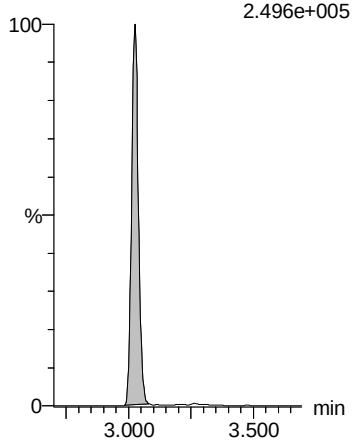


**13C4-PFHpA**

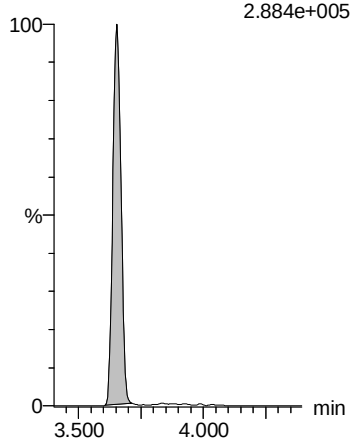


**13C3-PFHxS**

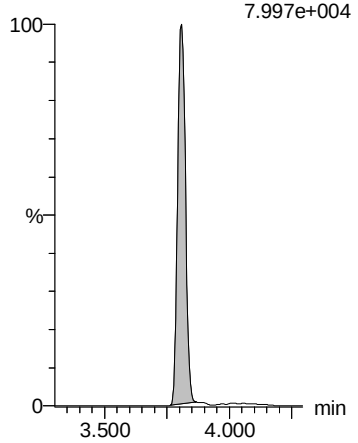


**13C3-PFHxS**

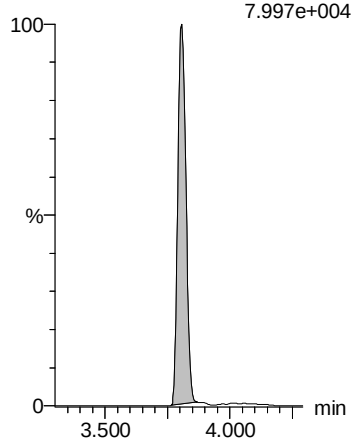


 CGH 8/7/2019

Vista Analytical Laboratory L14

Review: AMR 8/8/2019

Dataset: F:\Projects\PFAS.PRO\Results\190806M1\190806M1-26.qld

Last Altered: Wednesday, August 07, 2019 10:37:33 Pacific Daylight Time
Printed: Wednesday, August 07, 2019 10:39:38 Pacific Daylight Time

**Name: 190806M1_26, Date: 06-Aug-2019, Time: 14:55:25, ID: 1902189-18 SAOA-B02-SO-56-56.5 1.28, Description: SAOA-B02-SO-56-56.5**

**L-PFOA**

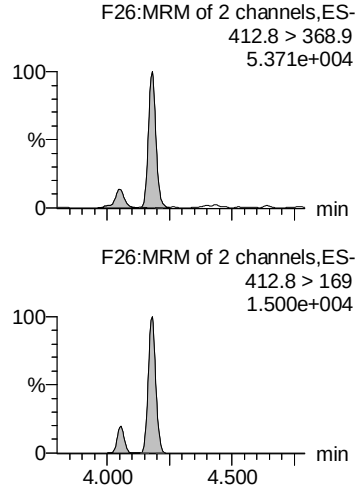


**Total PFOA**

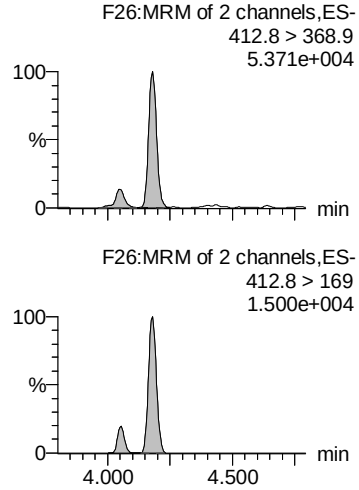


**PFNA**

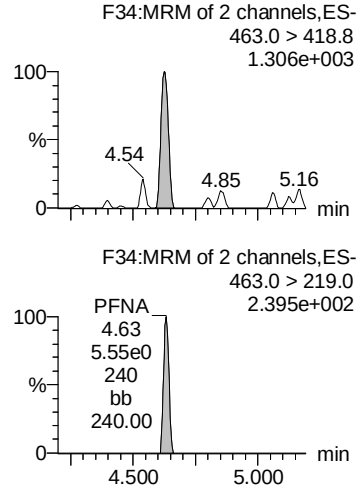


**L-PFOS**

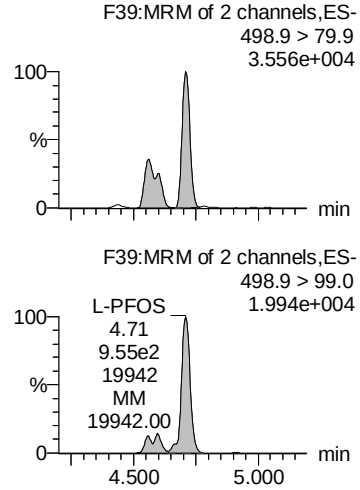


**Total PFOS**

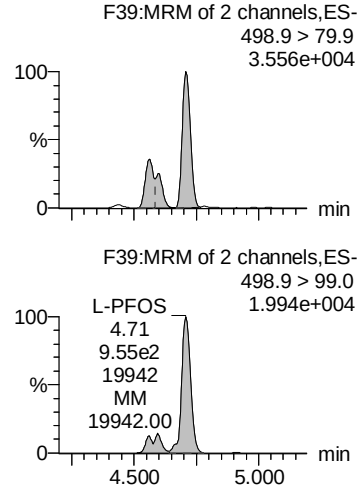


**13C2-PFOA**

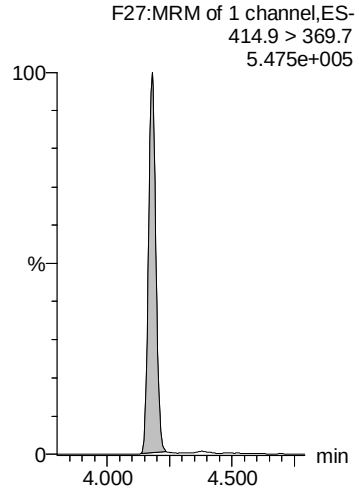


**13C2-PFOA**

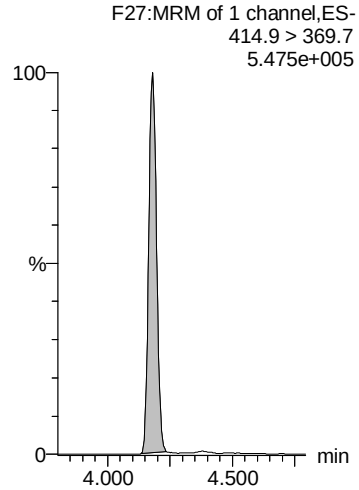


**13C5-PFNA**

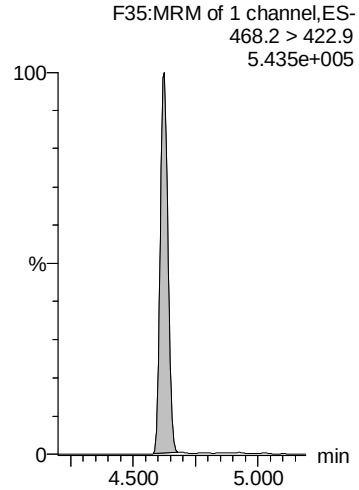


**13C8-PFOS**

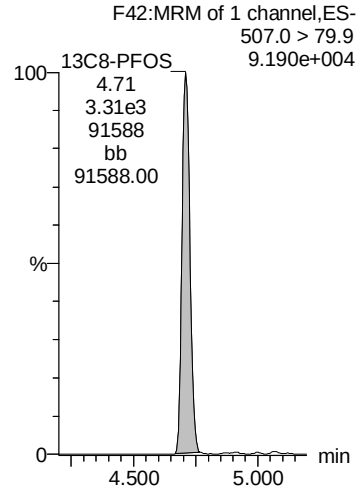


**13C8-PFOS**

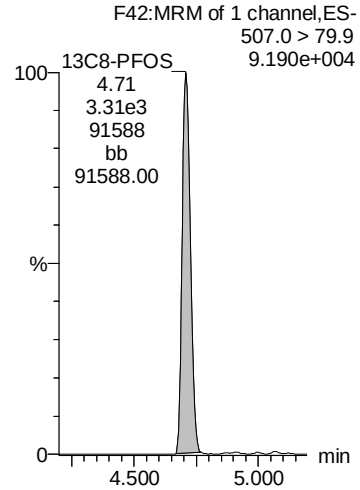


 CGH 8/7/2019

Vista Analytical Laboratory L14

Review: AMR 8/8/2019

Dataset: F:\Projects\PFAS.PRO\Results\190806M1\190806M1-26.qld

Last Altered: Wednesday, August 07, 2019 10:37:33 Pacific Daylight Time
Printed: Wednesday, August 07, 2019 10:39:38 Pacific Daylight Time

**Name: 190806M1_26, Date: 06-Aug-2019, Time: 14:55:25, ID: 1902189-18 SAOA-B02-SO-56-56.5 1.28, Description: SAOA-B02-SO-56-56.5**

**PFDA**

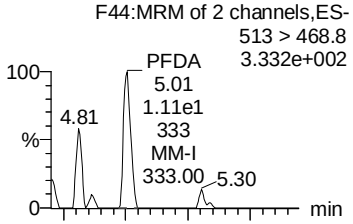


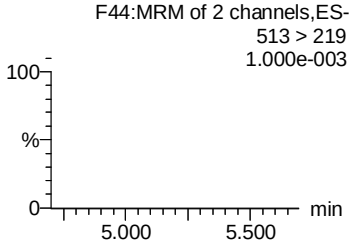


**L-MeFOSAA**

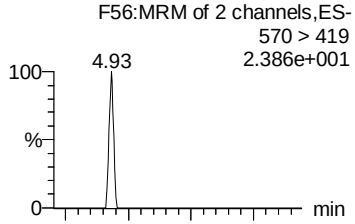


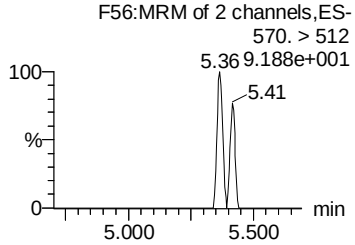


**Total N-MeFOSAA**

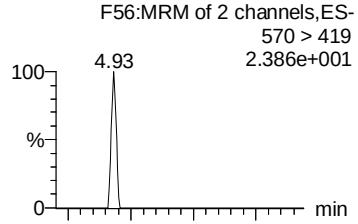


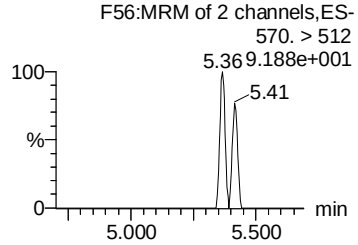


**PFUdA**

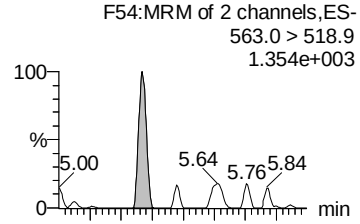


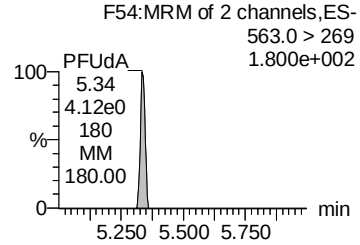


**PFDoA**

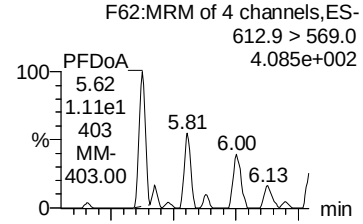


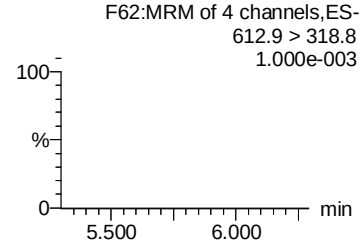


**13C2-PFDA**

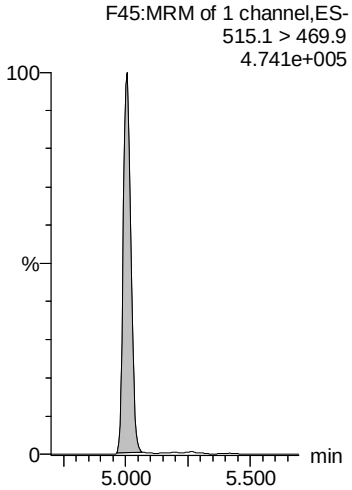


**d3-N-MeFOSAA**

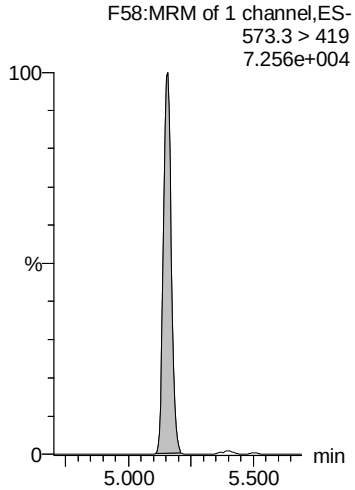


**d3-N-MeFOSAA**

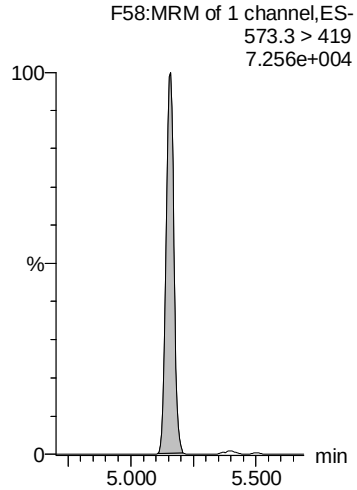


**13C2-PFUdA**

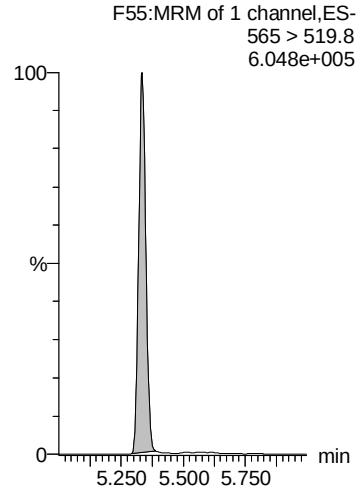


**13C2-PFDoA**

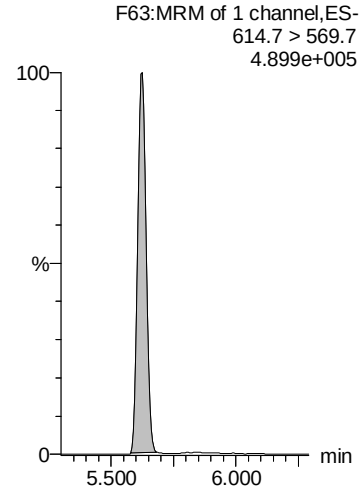


 CGH 8/7/2019

Vista Analytical Laboratory L14

Review: AMR 8/8/2019

Dataset: F:\Projects\PFAS.PRO\Results\190806M1\190806M1-26.qld

Last Altered: Wednesday, August 07, 2019 10:37:33 Pacific Daylight Time
Printed: Wednesday, August 07, 2019 10:39:38 Pacific Daylight Time

**Name: 190806M1_26, Date: 06-Aug-2019, Time: 14:55:25, ID: 1902189-18 SAOA-B02-SO-56-56.5 1.28, Description: SAOA-B02-SO-56-56.5**

**L-EtFOSAA**

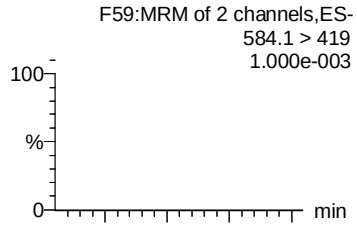


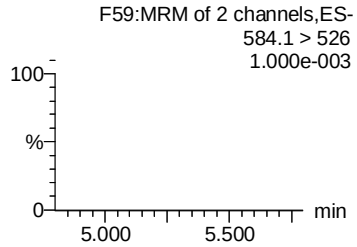


**Total N-EtFOSAA**

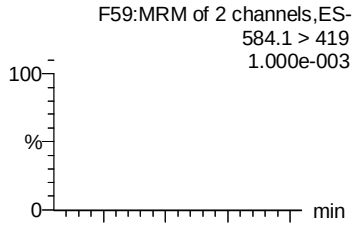


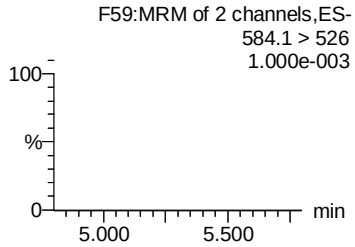


**PFTrDA**

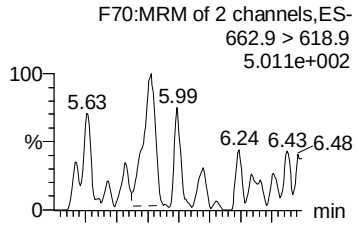


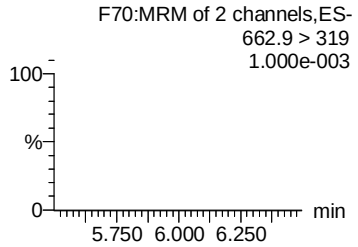


**PFTeDA**

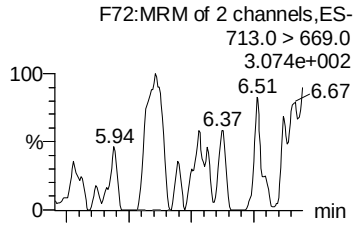


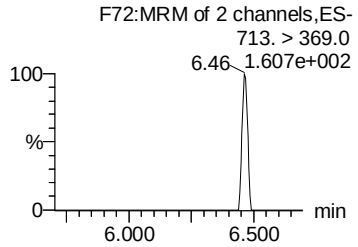


**TDCA**

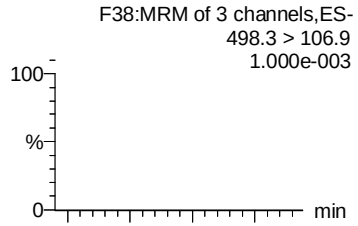


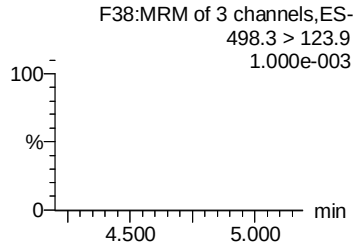


**d5-N-EtFOSAA**

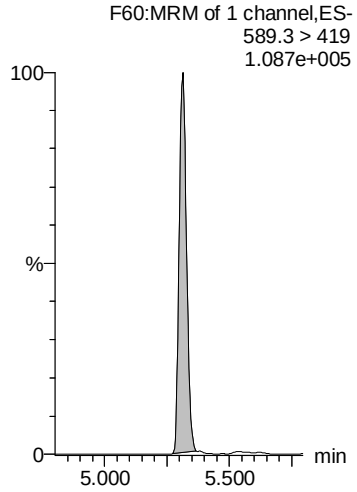


**d5-N-EtFOSAA**

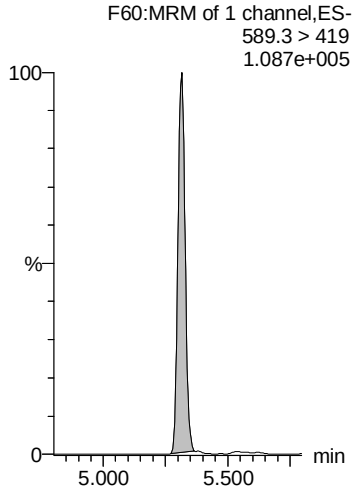


**13C2-PFDoA**

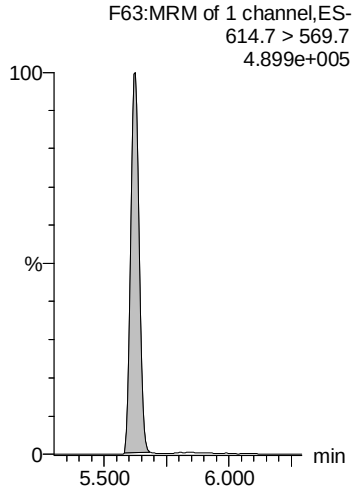


**13C2-PFTeDA**

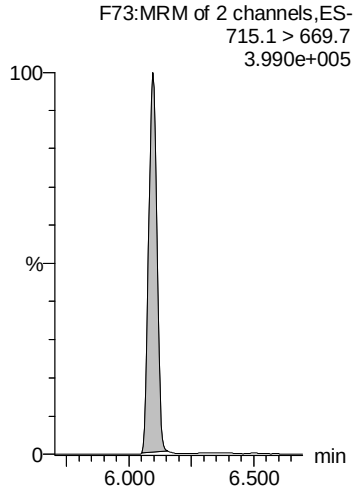


**13C8-PFOS**

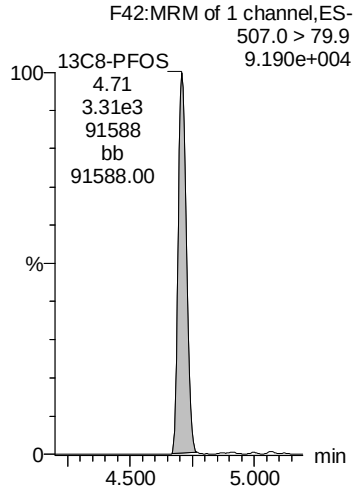


 CGH 8/7/2019

Vista Analytical Laboratory L14

Review: AMR 8/8/2019

Dataset: F:\Projects\PFAS.PRO\Results\190806M1\190806M1-26.qld

Last Altered: Wednesday, August 07, 2019 10:37:33 Pacific Daylight Time
Printed: Wednesday, August 07, 2019 10:39:38 Pacific Daylight Time

**Name: 190806M1_26, Date: 06-Aug-2019, Time: 14:55:25, ID: 1902189-18 SAOA-B02-SO-56-56.5 1.28, Description: SAOA-B02-SO-56-56.5**

**13C5-PFHxA**

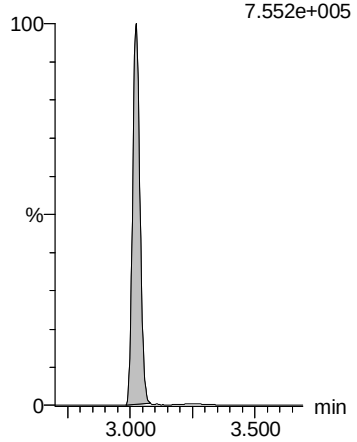


**13C8-PFOA**

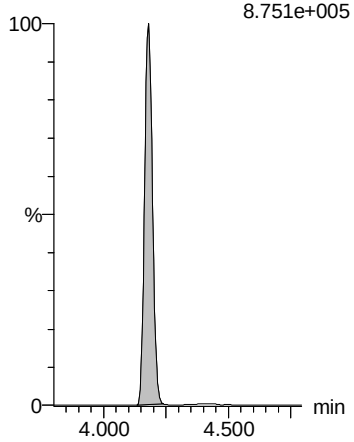


**18O2-PFHxS**

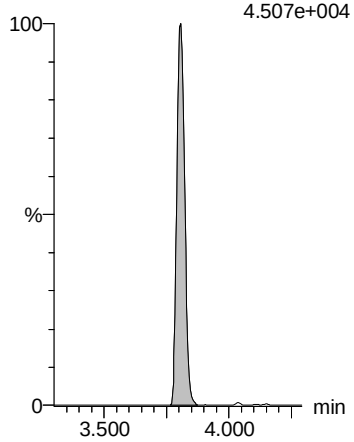


**13C9-PFNA**

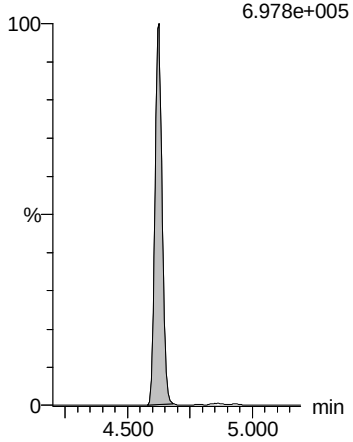


**13C4-PFOS**

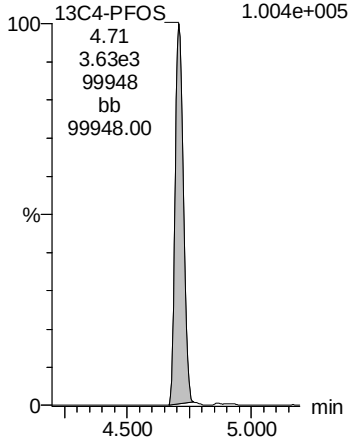


**13C6-PFDA**

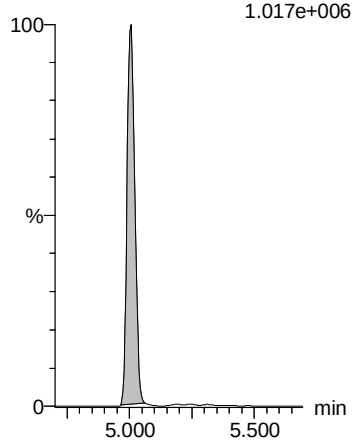


**13C7-PFUdA**

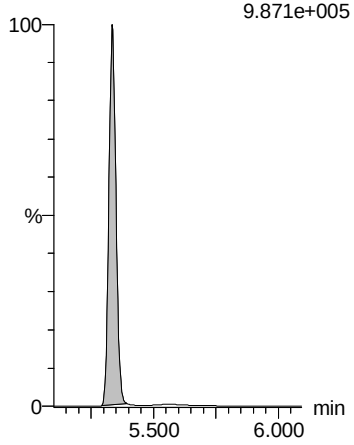



CGH 8/7/2019

Dataset: Z:\Projects\PFAS.PRO\Results\190726M1\190726M1-16.qld

Last Altered: Monday, July 29, 2019 14:55:11 Pacific Daylight Time
Printed: Monday, July 29, 2019 14:55:20 Pacific Daylight Time

**Name: 190726M1_16, Date: 26-Jul-2019, Time: 11:06:33, ID: B9G0224-BLK1 Method Blank 0.125, Description: Method Blank**

| | # | Name | Trace | Area | IS Area | wt/vol | RRF Mean | Pred.RT | RT | Response | Conc. | %Rec | Ion Ratio | Ratio Out? |
|---|---|---|---|---|---|---|---|---|---|---|---|---|---|---|
| 1 | 1 | PFBA | 213.0 > 168.8 | 6.51e1 | 1.16e4 | 0.125 | | 1.13 | 1.13 | 0.0700 | 0.4363 | | | |
| 2 | 4 | PFPeA | 263.1 > 218.9 | | 1.50e4 | 0.125 | | 2.11 | | | | | | |
| 3 | 5 | PFBS | 299.0 > 79.7 | | 2.39e3 | 0.125 | | 2.41 | | | | | | |
| 4 | 7 | PFHxA | 313.0 > 269.0 | 8.25e1 | 1.15e4 | 0.125 | | 2.94 | 2.93 | 0.0358 | | | 35.996 | YES |
| 5 | 11 | PFHpA | 363.0 > 318.9 | | 1.50e4 | 0.125 | | 3.55 | | | | | | |
| 6 | 47 | 13C3-PFBA | 216.1 > 171.8 | 1.16e4 | 1.66e4 | 0.125 | 0.734 | 1.15 | 1.13 | 8.76 | 95.5470 | 95.5 | | |
| 7 | 48 | 13C3-PFPeA | 266.0 > 221.8 | 1.50e4 | 3.21e4 | 0.125 | 0.498 | 2.14 | 2.11 | 5.83 | 93.6801 | 93.7 | | |
| 8 | 49 | 13C3-PFBS | 302.0 > 98.8 | 2.39e3 | 2.46e3 | 0.125 | 1.058 | 2.44 | 2.41 | 12.1 | 91.7256 | 91.7 | | |
| 9 | 52 | 13C2-PFHxA | 315.0 > 270.0 | 1.15e4 | 3.21e4 | 0.125 | 0.978 | 2.95 | 2.94 | 4.48 | 36.6912 | 91.7 | | |
| 10 | 53 | 13C4-PFHpA | 367.2 > 321.8 | 1.50e4 | 3.21e4 | 0.125 | 0.479 | 3.57 | 3.55 | 5.84 | 97.6345 | 97.6 | | |
| 11 | -1 | | | | | | | | | | | | | |
| 12 | 13 | L-PFHxS | 398.9 > 79.6 | 1.05e1 | 4.76e3 | 0.125 | | 3.71 | 3.70 | 0.0275 | 0.2520 | | 0.621 | YES |
| 13 | 80 | Total PFHxS | 398.9 > 79.6 | 1.05e1 | 4.76e3 | 0.125 | | 3.83 | | 0.0275 | 0.2520 | | | |
| 14 | 16 | L-PFOA | 412.8 > 368.9 | 8.34e1 | 2.48e4 | 0.125 | | 4.08 | 4.09 | 0.0421 | 0.0231 | | 4.216 | NO |
| 15 | 81 | Total PFOA | 412.8 > 368.9 | 8.34e1 | 2.48e4 | 0.125 | | 4.21 | | 0.0421 | 0.0231 | | | |
| 16 | 22 | PFOSA | 497.9 > 77.9 | | 2.03e3 | 0.125 | | 4.59 | | | | | | |
| 17 | 74 | 18O2-PFHxS | 403.0 > 102.6 | 2.46e3 | 2.46e3 | 0.125 | 1.000 | 3.73 | 3.71 | 12.5 | 100.0000 | 100.0 | | |
| 18 | 74 | 18O2-PFHxS | 403.0 > 102.6 | 2.46e3 | 2.46e3 | 0.125 | 1.000 | 3.73 | 3.71 | 12.5 | 100.0000 | 100.0 | | |
| 19 | 58 | 13C2-PFOA | 414.9 > 369.7 | 2.48e4 | 4.20e4 | 0.125 | 0.681 | 4.11 | 4.08 | 7.38 | 86.7054 | 86.7 | | |
| 20 | 58 | 13C2-PFOA | 414.9 > 369.7 | 2.48e4 | 4.20e4 | 0.125 | 0.681 | 4.11 | 4.08 | 7.38 | 86.7054 | 86.7 | | |
| 21 | 57 | 13C8-PFOSA | 506.1 > 77.7 | 2.03e3 | 4.28e4 | 0.125 | 0.168 | 4.61 | 4.59 | 0.591 | 28.2289 | 28.2 | | |
| 22 | -1 | | | | | | | | | | | | | |
| 23 | 21 | PFNA | 463.0 > 418.8 | | 2.40e4 | 0.125 | | 4.53 | | | | | | |
| 24 | 23 | L-PFOS | 498.9 > 79.9 | | 4.45e3 | 0.125 | | 4.62 | | | | | | |
| 25 | 82 | Total PFOS | 498.9 > 79.9 | 0.00e0 | 4.45e3 | 0.125 | | 4.74 | | 0.000 | | | | |
| 26 | 26 | PFDA | 513 > 468.8 | | 2.23e4 | 0.125 | | 4.91 | | | | | | |
| 27 | 33 | PFUdA | 563.0 > 518.9 | 5.19e1 | 3.02e4 | 0.125 | | 5.25 | 5.25 | 0.0215 | | | 49.864 | YES |
| 28 | 56 | 13C5-PFNA | 468.2 > 422.9 | 2.40e4 | 2.82e4 | 0.125 | 1.002 | 4.55 | 4.53 | 10.6 | 84.7841 | 84.8 | | |
| 29 | 59 | 13C8-PFOS | 507.0 > 79.9 | 4.45e3 | 5.24e3 | 0.125 | 0.997 | 4.64 | 4.62 | 10.6 | 85.2220 | 85.2 | | |
| 30 | 59 | 13C8-PFOS | 507.0 > 79.9 | 4.45e3 | 5.24e3 | 0.125 | 0.997 | 4.64 | 4.62 | 10.6 | 85.2220 | 85.2 | | |
| 31 | 60 | 13C2-PFDA | 515.1 > 469.9 | 2.23e4 | 3.71e4 | 0.125 | 0.819 | 4.93 | 4.91 | 7.49 | 73.1497 | 73.1 | | |
| 32 | 63 | 13C2-PFUdA | 565 > 519.8 | 3.02e4 | 4.28e4 | 0.125 | 0.889 | 5.26 | 5.25 | 8.81 | 79.2513 | 79.3 | | |
| 33 | -1 | | | | | | | | | | | | | |
| 34 | 29 | L-MeFOSAA | 570 > 419 | | 5.53e3 | 0.125 | | 5.07 | | | | | | |
| 35 | 83 | Total N-MeFOSAA | 570. > 419 | 0.00e0 | 5.53e3 | 0.125 | | 5.19 | | 0.000 | | | | |
| 36 | 31 | L-EtFOSAA | 584.1 > 419 | | 7.30e3 | 0.125 | | 5.23 | | | | | | |

Dataset: Z:\Projects\PFAS.PRO\Results\190726M1\190726M1-16.qld

Last Altered: Monday, July 29, 2019 14:55:11 Pacific Daylight Time
Printed: Monday, July 29, 2019 14:55:20 Pacific Daylight Time

**Name: 190726M1_16, Date: 26-Jul-2019, Time: 11:06:33, ID: B9G0224-BLK1 Method Blank 0.125, Description: Method Blank**

| | # | Name | Trace | Area | IS Area | wt/vol | RRF Mean | Pred.RT | RT | Response | Conc. | %Rec | Ion Ratio | Ratio Out? |
|---|---|---|---|---|---|---|---|---|---|---|---|---|---|---|
| 37 | 84 | Total N-EtFOSAA | 584.1 > 419 | 0.00e0 | 7.30e3 | 0.125 | | 5.33 | | 0.000 | | | | |
| 38 | 34 | PFDS | 598.8 > 79.9 | | 2.59e3 | 0.125 | | 5.29 | | | | | | |
| 39 | 62 | d3-N-MeFOSAA | 573.3 > 419 | 5.53e3 | 4.28e4 | 0.125 | 0.177 | 5.08 | 5.07 | 1.61 | 72.7265 | 72.7 | | |
| 40 | 62 | d3-N-MeFOSAA | 573.3 > 419 | 5.53e3 | 4.28e4 | 0.125 | 0.177 | 5.08 | 5.07 | 1.61 | 72.7265 | 72.7 | | |
| 41 | 64 | d5-N-EtFOSAA | 589.3 > 419 | 7.30e3 | 4.28e4 | 0.125 | 0.224 | 5.25 | 5.23 | 2.13 | 76.2164 | 76.2 | | |
| 42 | 64 | d5-N-EtFOSAA | 589.3 > 419 | 7.30e3 | 4.28e4 | 0.125 | 0.224 | 5.25 | 5.23 | 2.13 | 76.2164 | 76.2 | | |
| 43 | 59 | 13C8-PFOS | 507.0 > 79.9 | 4.45e3 | 5.24e3 | 0.125 | 0.997 | 4.64 | 4.62 | 10.6 | 85.2220 | 85.2 | | |
| 44 | -1 | | | | | | | | | | | | | |
| 45 | 37 | PFDoA | 612.9 > 569.0 | | 2.94e4 | 0.125 | | 5.54 | | | | | | |
| 46 | 39 | PFTrDA | 662.9 > 618.9 | | 2.94e4 | 0.125 | | 5.79 | | | | | | |
| 47 | 41 | PFTeDA | 713.0 > 669.0 | | 1.58e4 | 0.125 | | 6.02 | | | | | | |
| 48 | 72 | 13C4-PFBA | 217.0 > 172.0 | 1.66e4 | 1.66e4 | 0.125 | 1.000 | 1.15 | 1.13 | 12.5 | 100.0000 | 100.0 | | |
| 49 | 65 | 13C2-PFDoA | 614.7 > 569.7 | 2.94e4 | 3.71e4 | 0.125 | 1.087 | 5.55 | 5.54 | 9.88 | 72.6979 | 72.7 | | |
| 50 | 65 | 13C2-PFDoA | 614.7 > 569.7 | 2.94e4 | 3.71e4 | 0.125 | 1.087 | 5.55 | 5.54 | 9.88 | 72.6979 | 72.7 | | |
| 51 | 67 | 13C2-PFTeDA | 715.1 > 669.7 | 1.58e4 | 4.28e4 | 0.125 | 0.604 | 6.03 | 6.02 | 4.63 | 61.2544 | 61.3 | | |
| 52 | 59 | 13C8-PFOS | 507.0 > 79.9 | 4.45e3 | 5.24e3 | 0.125 | 0.997 | 4.64 | 4.62 | 10.6 | 85.2220 | 85.2 | | |
| 53 | 54 | 13C3-PFHxS | 401.8 > 79.9 | 4.76e3 | 2.46e3 | 0.125 | 2.024 | 3.73 | 3.71 | 24.2 | 95.6427 | 95.6 | | |
| 54 | -1 | | | | | | | | | | | | | |
| 55 | 78 | 13C6-PFDA | 519.1 > 473.7 | 3.71e4 | 3.71e4 | 0.125 | 1.000 | 4.93 | 4.91 | 12.5 | 100.0000 | 100.0 | | |
| 56 | 79 | 13C7-PFUdA | 570.1 > 524.8 | 4.28e4 | 4.28e4 | 0.125 | 1.000 | 5.26 | 5.25 | 12.5 | 100.0000 | 100.0 | | |
| 57 | 77 | 13C4-PFOS | 503 > 79.9 | 5.24e3 | 5.24e3 | 0.125 | 1.000 | 4.64 | 4.62 | 12.5 | 100.0000 | 100.0 | | |
| 58 | 76 | 13C9-PFNA | 472.2 > 426.9 | 2.82e4 | 2.82e4 | 0.125 | 1.000 | 4.55 | 4.53 | 12.5 | 100.0000 | 100.0 | | |
| 59 | 73 | 13C5-PFHxA | 318.0 > 272.9 | 3.21e4 | 3.21e4 | 0.125 | 1.000 | 2.95 | 2.94 | 12.5 | 100.0000 | 100.0 | | |

Dataset: Z:\Projects\PFAS.PRO\Results\190726M1\190726M1-16.qld

Last Altered: Monday, July 29, 2019 14:55:11 Pacific Daylight Time
Printed: Monday, July 29, 2019 14:55:20 Pacific Daylight Time

**Method: Z:\Projects\PFAS.PRO\MethDB\PFAS_FULL_80C_072419.mdb 24 Jul 2019 09:05:00**
**Calibration: Z:\Projects\PFAS.PRO\CurveDB\C18_VAL-PFAS_Q4_07-22-19.cdb 22 Jul 2019 13:13:35**

**Name: 190726M1_16, Date: 26-Jul-2019, Time: 11:06:33, ID: B9G0224-BLK1 Method Blank 0.125, Description: Method Blank**

**PFBA**

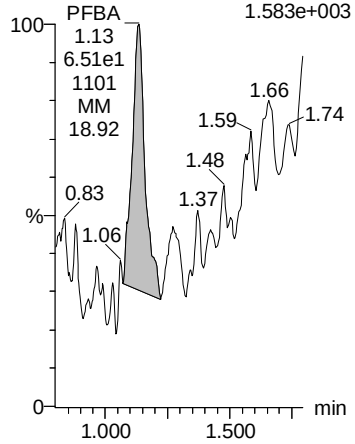


**PFPeA**

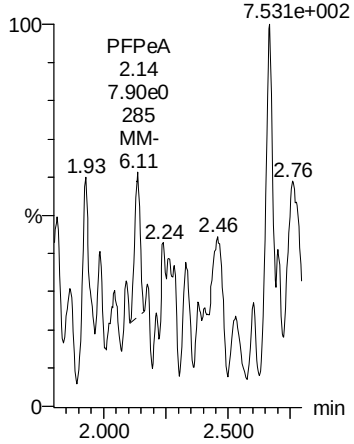


**PFBS**

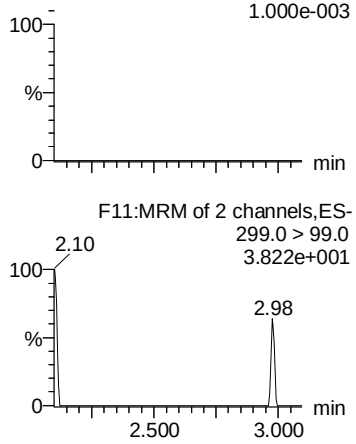


**PFHxA**

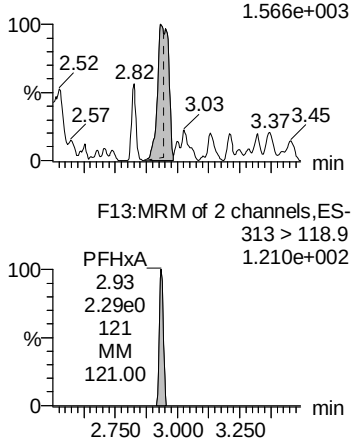


**PFHpA**

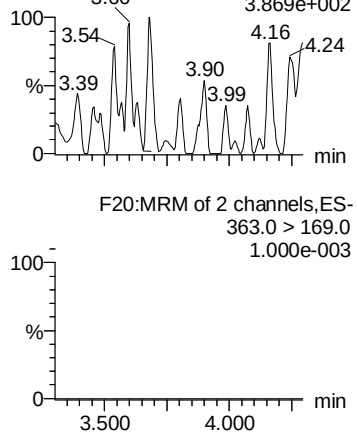


**13C3-PFBA**

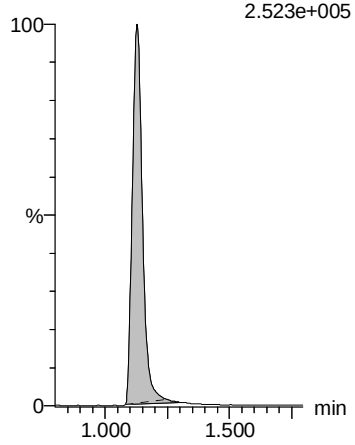


**13C3-PFPeA**

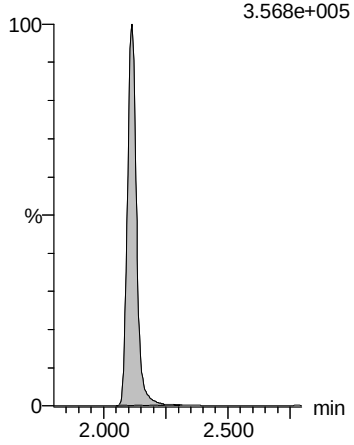


**13C3-PFBS**

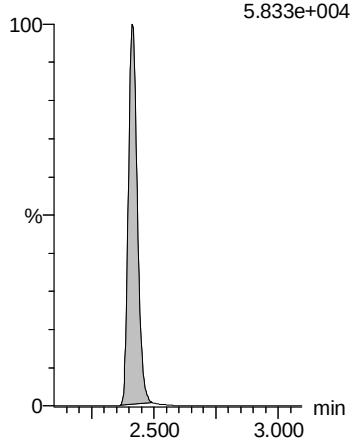


**13C2-PFHxA**

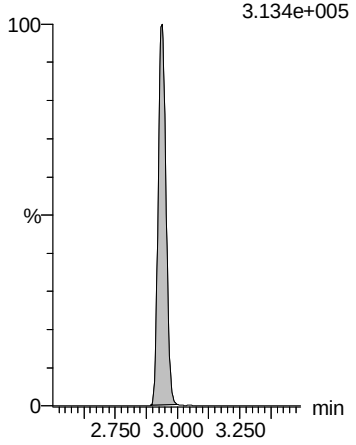


**13C4-PFHpA**

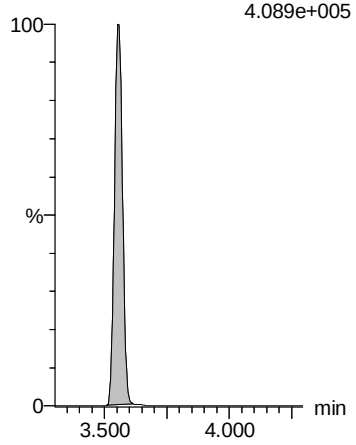

Dataset: Z:\Projects\PFAS.PRO\Results\190726M1\190726M1-16.qld

Last Altered: Monday, July 29, 2019 14:55:11 Pacific Daylight Time
Printed: Monday, July 29, 2019 14:55:20 Pacific Daylight Time

**Name: 190726M1_16, Date: 26-Jul-2019, Time: 11:06:33, ID: B9G0224-BLK1 Method Blank 0.125, Description: Method Blank**

**L-PFHxS**

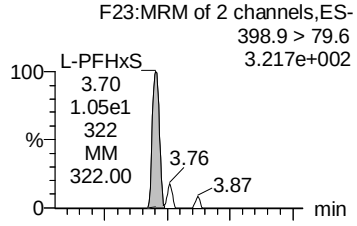


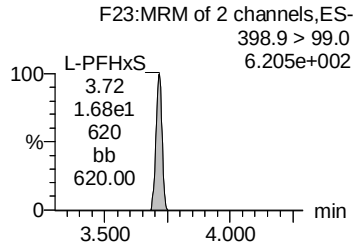


**Total PFHxS**

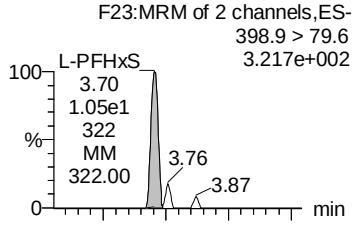


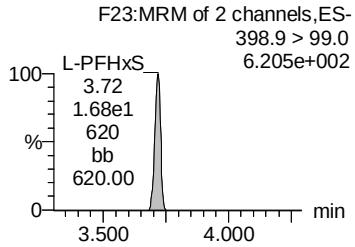


**L-PFOA**

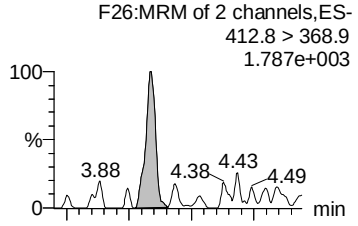


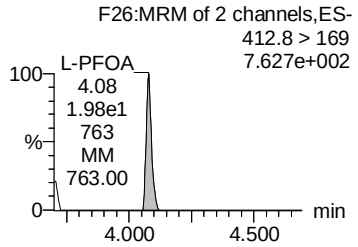


**Total PFOA**

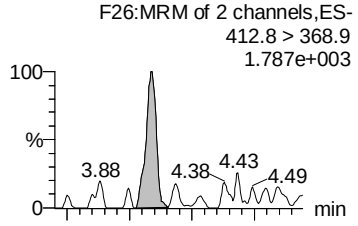


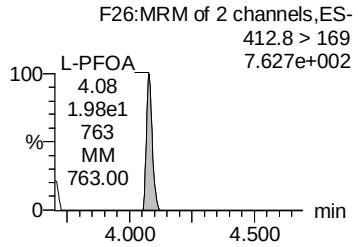


**PFOSA**

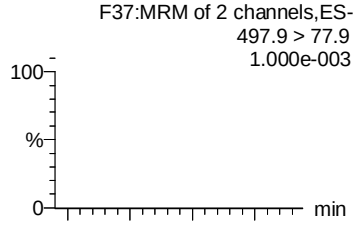


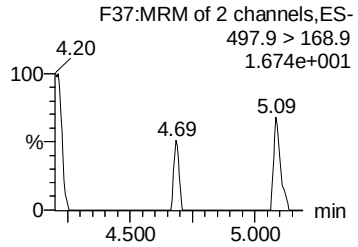


**18O2-PFHxS**

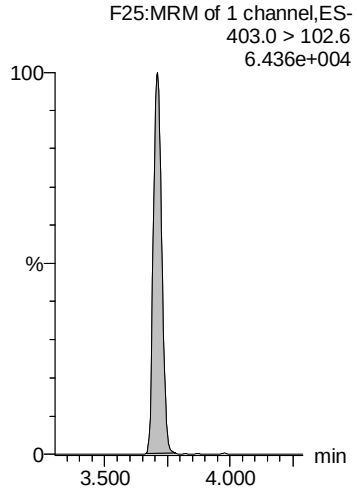


**18O2-PFHxS**

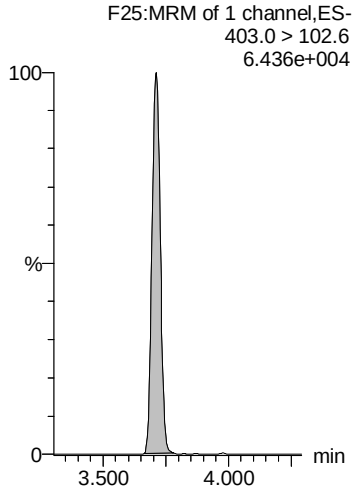


**13C2-PFOA**

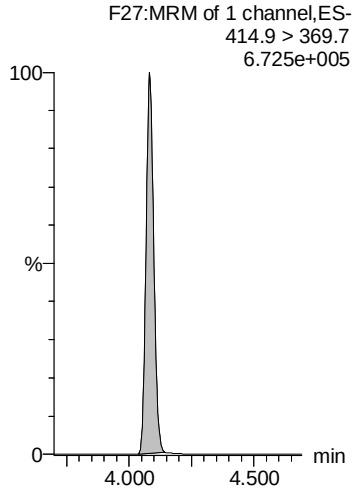


**13C2-PFOA**

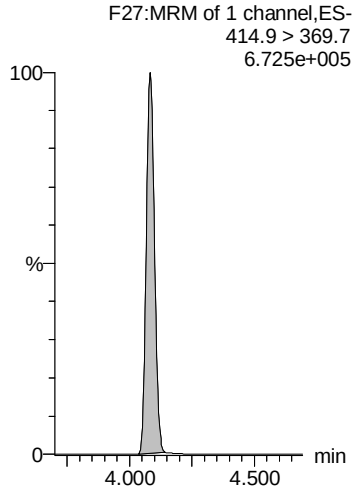


**13C8-PFOSA**

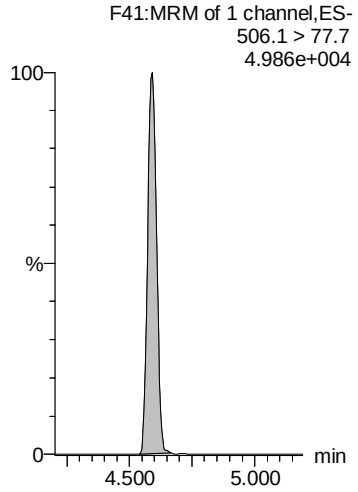

Dataset: Z:\Projects\PFAS.PRO\Results\190726M1\190726M1-16.qld

Last Altered: Monday, July 29, 2019 14:55:11 Pacific Daylight Time
Printed: Monday, July 29, 2019 14:55:20 Pacific Daylight Time

**Name: 190726M1_16, Date: 26-Jul-2019, Time: 11:06:33, ID: B9G0224-BLK1 Method Blank 0.125, Description: Method Blank**

**PFNA**

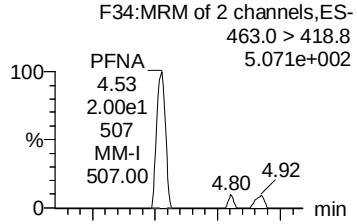


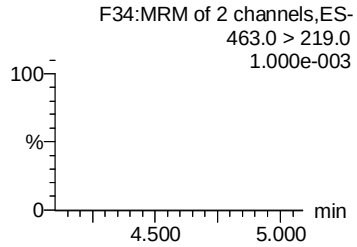


**L-PFOS**

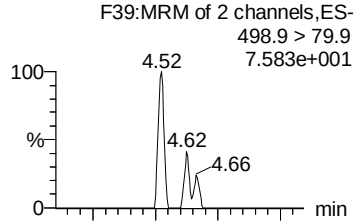


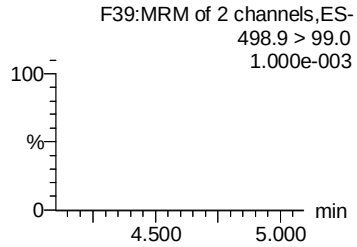


**Total PFOS**

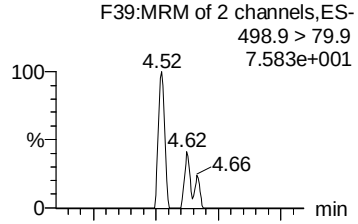


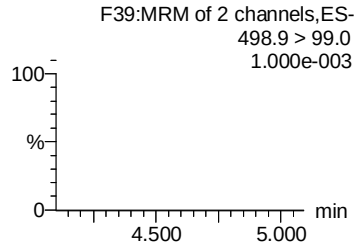


**PFDA**

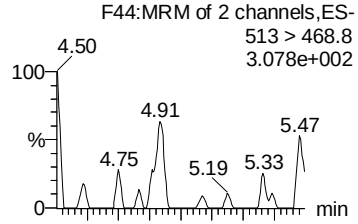


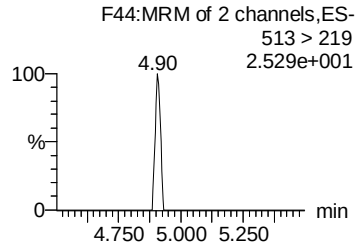


**PFUdA**

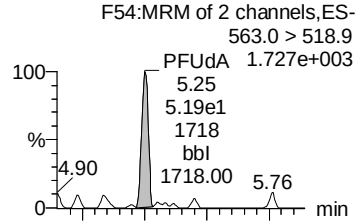


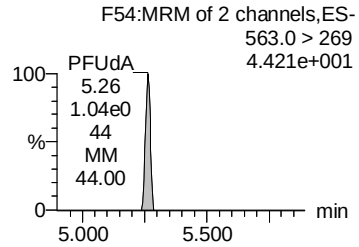


**13C5-PFNA**

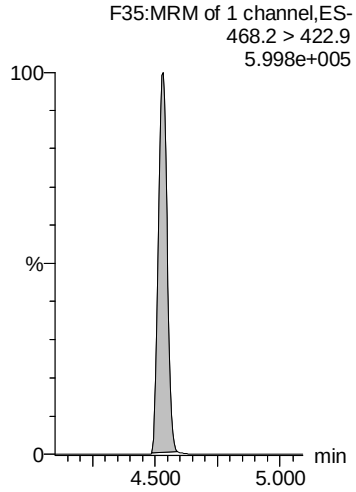


**13C8-PFOS**

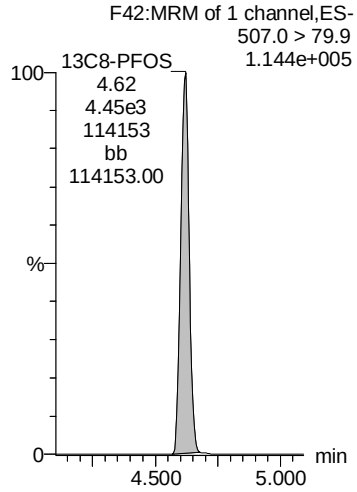


**13C8-PFOS**

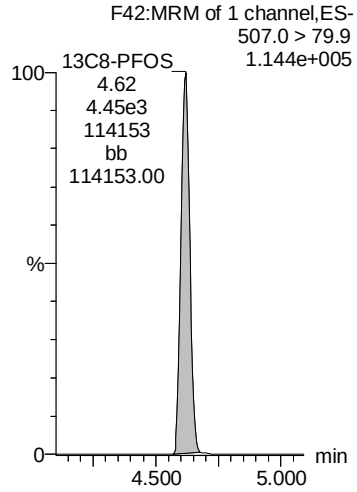


**13C2-PFDA**

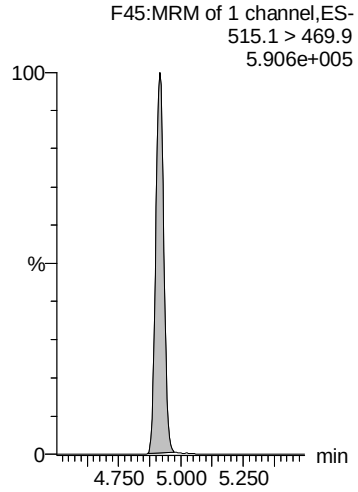


**13C2-PFUdA**

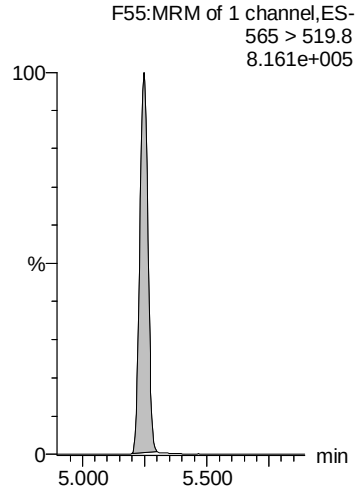

Dataset: Z:\Projects\PFAS.PRO\Results\190726M1\190726M1-16.qld

Last Altered: Monday, July 29, 2019 14:55:11 Pacific Daylight Time
Printed: Monday, July 29, 2019 14:55:20 Pacific Daylight Time

**Name: 190726M1_16, Date: 26-Jul-2019, Time: 11:06:33, ID: B9G0224-BLK1 Method Blank 0.125, Description: Method Blank**

**L-MeFOSAA**

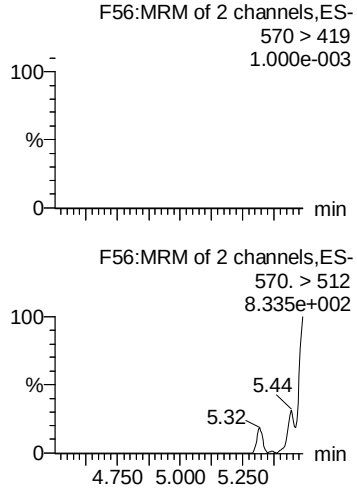


**Total N-MeFOSAA**

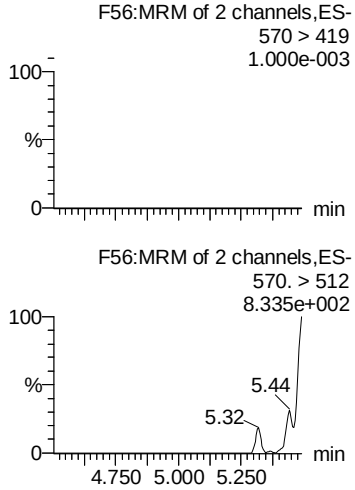


**L-EtFOSAA**

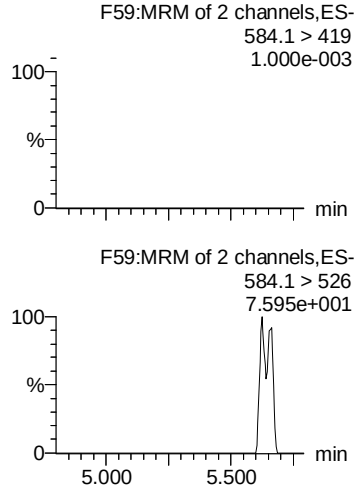


**Total N-EtFOSAA**

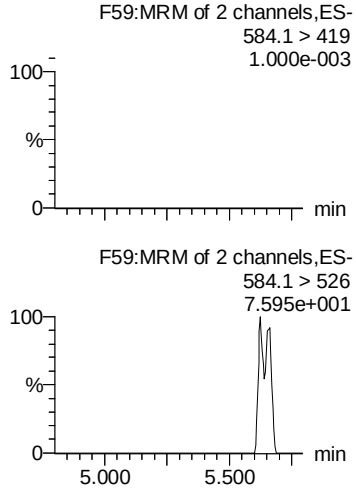


**PFDS**

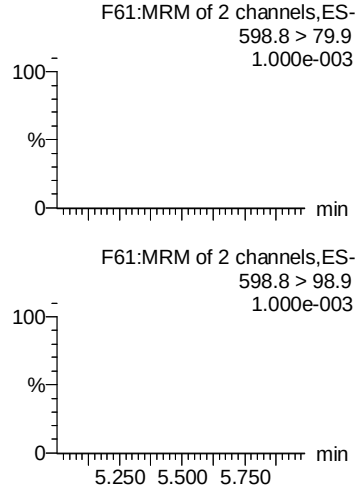


**d3-N-MeFOSAA**

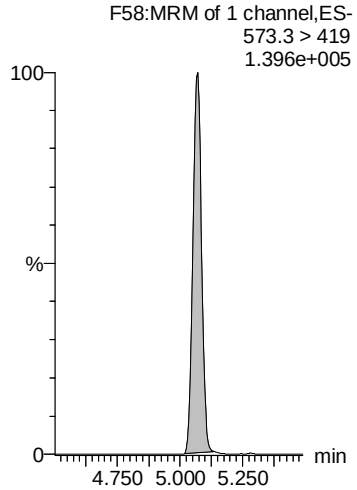


**d3-N-MeFOSAA**

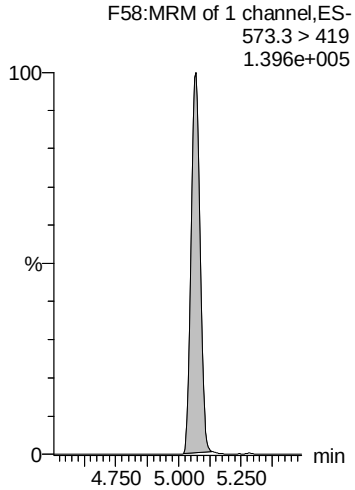


**d5-N-EtFOSAA**

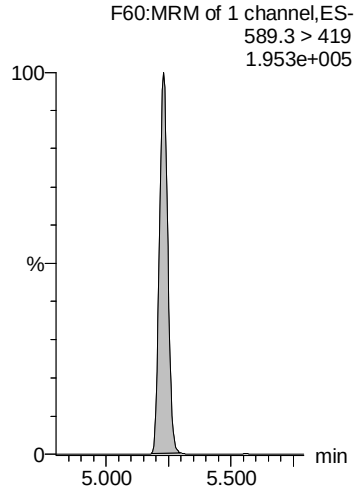


**d5-N-EtFOSAA**

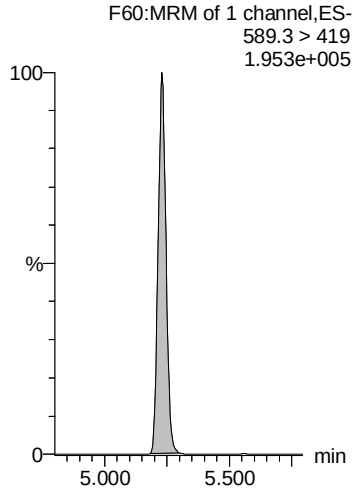


**13C8-PFOS**

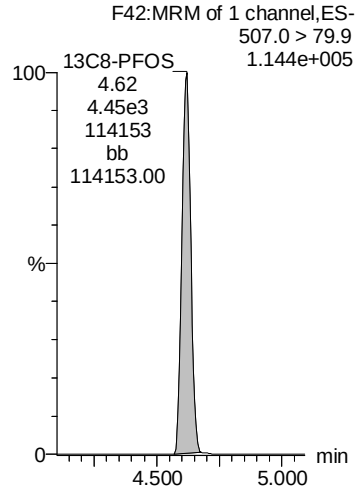

Dataset: Z:\Projects\PFAS.PRO\Results\190726M1\190726M1-16.qld

Last Altered: Monday, July 29, 2019 14:55:11 Pacific Daylight Time
Printed: Monday, July 29, 2019 14:55:20 Pacific Daylight Time

**Name: 190726M1_16, Date: 26-Jul-2019, Time: 11:06:33, ID: B9G0224-BLK1 Method Blank 0.125, Description: Method Blank**

**PFDoA**

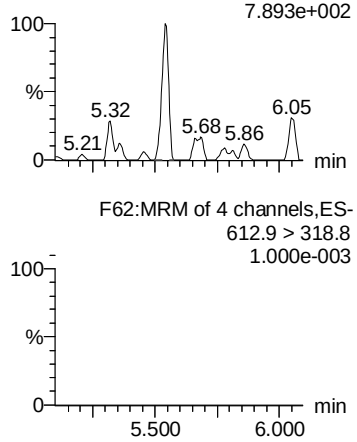


**PFTrDA**

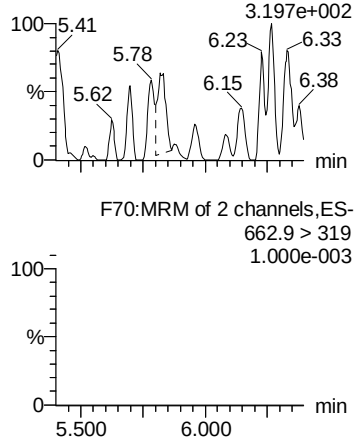


**PFTeDA**

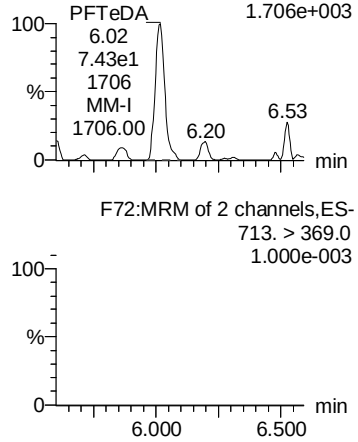


**13C4-PFBA**

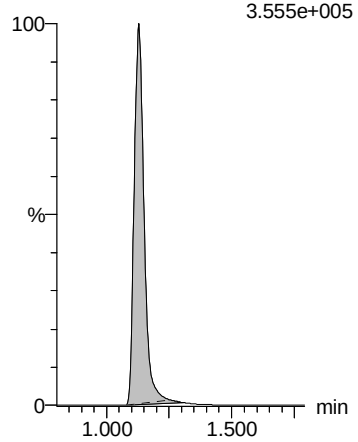


**13C2-PFDoA**

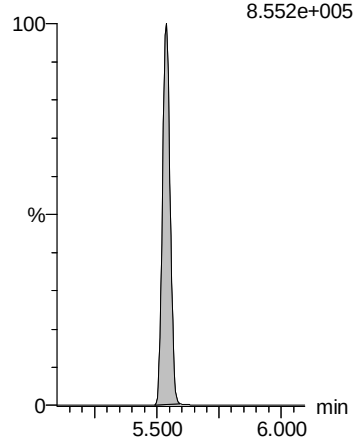


**13C2-PFDoA**

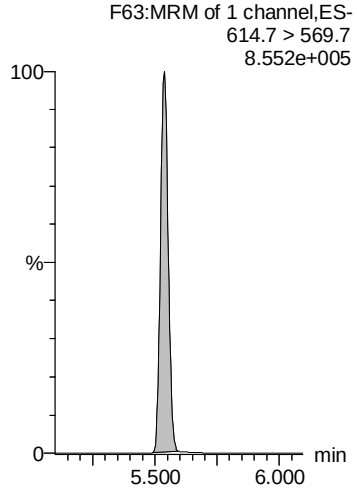


**13C2-PFTeDA**

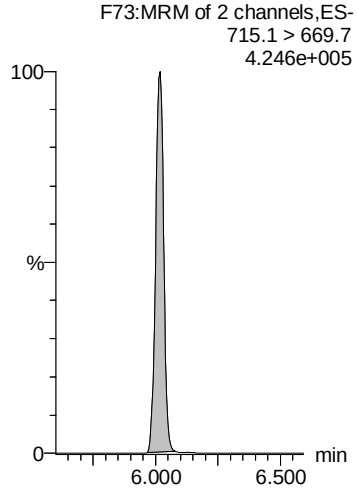


**13C8-PFOS**

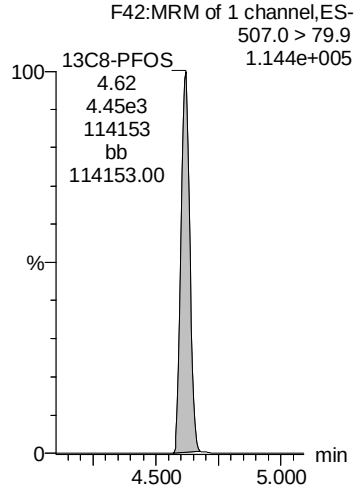


**13C3-PFHxS**

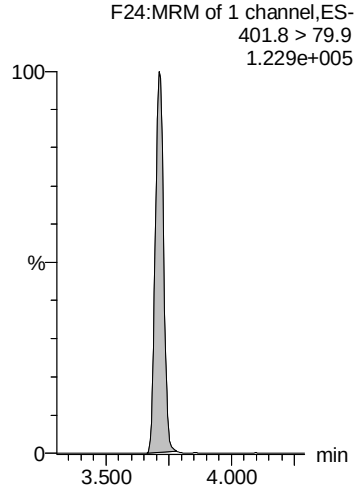

Dataset: Z:\Projects\PFAS.PRO\Results\190726M1\190726M1-16.qld

Last Altered: Monday, July 29, 2019 14:55:11 Pacific Daylight Time
Printed: Monday, July 29, 2019 14:55:20 Pacific Daylight Time

**Name: 190726M1_16, Date: 26-Jul-2019, Time: 11:06:33, ID: B9G0224-BLK1 Method Blank 0.125, Description: Method Blank**

**13C6-PFDA**

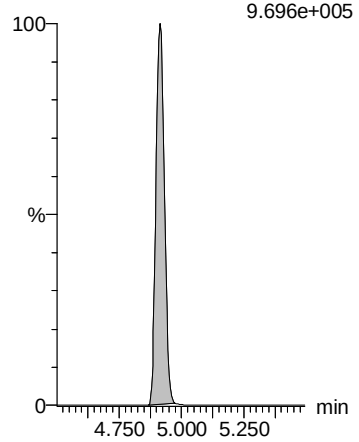


**13C7-PFUdA**

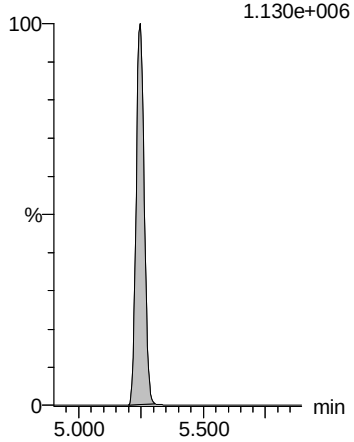


**13C4-PFOS**

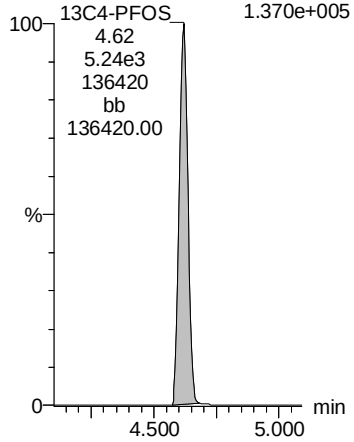


**13C9-PFNA**

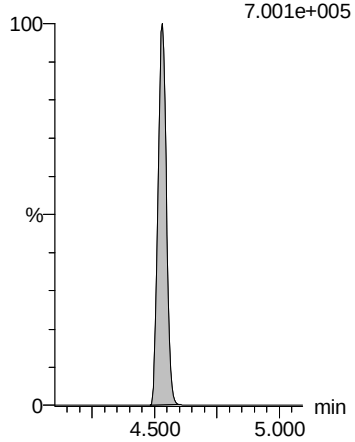


**13C5-PFHxA**

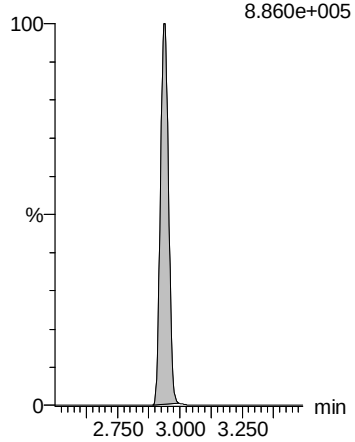

Dataset: Z:\Projects\PFAS.PRO\Results\190726M1\190726M1-14.qld

Last Altered: Monday, July 29, 2019 14:47:26 Pacific Daylight Time
Printed: Monday, July 29, 2019 14:48:04 Pacific Daylight Time

**Name: 190726M1_14, Date: 26-Jul-2019, Time: 10:45:21, ID: B9G0224-BS1 OPR 0.125, Description: OPR**

| | # | Name | Trace | Area | IS Area | wt/vol | RRF Mean | Pred.RT | RT | Response | Conc. | %Rec | Ion Ratio | Ratio Out? |
|---|---|---|---|---|---|---|---|---|---|---|---|---|---|---|
| 1 | 1 | PFBA | 213.0 > 168.8 | 1.21e4 | 1.24e4 | 0.125 | | 1.13 | 1.13 | 12.2 | 78.5510 | 98.2 | | |
| 2 | 4 | PFPeA | 263.1 > 218.9 | 1.10e4 | 1.58e4 | 0.125 | | 2.11 | 2.11 | 8.72 | 75.4290 | 94.3 | | |
| 3 | 5 | PFBS | 299.0 > 79.7 | 4.05e3 | 2.36e3 | 0.125 | | 2.41 | 2.41 | 21.4 | 75.4680 | 94.3 | 2.952 | NO |
| 4 | 7 | PFHxA | 313.0 > 269.0 | 2.20e4 | 1.28e4 | 0.125 | | 2.94 | 2.93 | 8.60 | 77.9123 | 97.4 | 14.963 | NO |
| 5 | 11 | PFHpA | 363.0 > 318.9 | 1.50e4 | 1.53e4 | 0.125 | | 3.55 | 3.55 | 12.3 | 76.0142 | 95.0 | 9.936 | NO |
| 6 | 47 | 13C3-PFBA | 216.1 > 171.8 | 1.24e4 | 1.75e4 | 0.125 | 0.734 | 1.15 | 1.13 | 8.83 | 96.2623 | 96.3 | | |
| 7 | 48 | 13C3-PFPeA | 266.0 > 221.8 | 1.58e4 | 3.48e4 | 0.125 | 0.498 | 2.14 | 2.11 | 5.67 | 91.0147 | 91.0 | | |
| 8 | 49 | 13C3-PFBS | 302.0 > 98.8 | 2.36e3 | 2.21e3 | 0.125 | 1.058 | 2.44 | 2.41 | 13.4 | 101.1206 | 101.1 | | |
| 9 | 52 | 13C2-PFHxA | 315.0 > 270.0 | 1.28e4 | 3.48e4 | 0.125 | 0.978 | 2.95 | 2.94 | 4.58 | 37.5058 | 93.8 | | |
| 10 | 53 | 13C4-PFHpA | 367.2 > 321.8 | 1.53e4 | 3.48e4 | 0.125 | 0.479 | 3.57 | 3.55 | 5.48 | 91.6542 | 91.7 | | |
| 11 | -1 | | | | | | | | | | | | | |
| 12 | 13 | L-PFHxS | 398.9 > 79.6 | 3.59e3 | 4.59e3 | 0.125 | | 3.71 | 3.71 | 9.78 | 85.7948 | 107.2 | 2.246 | NO |
| 13 | 80 | Total PFHxS | 398.9 > 79.6 | 3.59e3 | 4.59e3 | 0.125 | | 3.83 | | 9.78 | 85.7948 | | | |
| 14 | 16 | L-PFOA | 412.8 > 368.9 | 2.93e4 | 2.50e4 | 0.125 | | 4.08 | 4.08 | 14.6 | 77.7765 | 97.2 | 3.957 | NO |
| 15 | 81 | Total PFOA | 412.8 > 368.9 | 2.93e4 | 2.50e4 | 0.125 | | 4.21 | | 14.6 | 77.7765 | | | |
| 16 | 22 | PFOSA | 497.9 > 77.9 | 3.32e3 | 3.65e3 | 0.125 | | 4.59 | 4.59 | 11.4 | 89.2150 | 111.5 | 29.789 | NO |
| 17 | 74 | 18O2-PFHxS | 403.0 > 102.6 | 2.21e3 | 2.21e3 | 0.125 | 1.000 | 3.73 | 3.71 | 12.5 | 100.0000 | 100.0 | | |
| 18 | 74 | 18O2-PFHxS | 403.0 > 102.6 | 2.21e3 | 2.21e3 | 0.125 | 1.000 | 3.73 | 3.71 | 12.5 | 100.0000 | 100.0 | | |
| 19 | 58 | 13C2-PFOA | 414.9 > 369.7 | 2.50e4 | 4.38e4 | 0.125 | 0.681 | 4.11 | 4.08 | 7.14 | 83.8273 | 83.8 | | |
| 20 | 58 | 13C2-PFOA | 414.9 > 369.7 | 2.50e4 | 4.38e4 | 0.125 | 0.681 | 4.11 | 4.08 | 7.14 | 83.8273 | 83.8 | | |
| 21 | 57 | 13C8-PFOSA | 506.1 > 77.7 | 3.65e3 | 4.88e4 | 0.125 | 0.168 | 4.61 | 4.59 | 0.935 | 44.6482 | 44.6 | | |
| 22 | -1 | | | | | | | | | | | | | |
| 23 | 21 | PFNA | 463.0 > 418.8 | 2.21e4 | 2.39e4 | 0.125 | | 4.53 | 4.53 | 11.5 | 80.0529 | 100.1 | 4.036 | NO |
| 24 | 23 | L-PFOS | 498.9 > 79.9 | 3.82e3 | 4.74e3 | 0.125 | | 4.62 | 4.62 | 10.1 | 75.5216 | 94.4 | 1.908 | NO |
| 25 | 82 | Total PFOS | 498.9 > 79.9 | 3.82e3 | 4.74e3 | 0.125 | | 4.74 | | 10.1 | 75.5216 | | | |
| 26 | 26 | PFDA | 513 > 468.8 | 2.46e4 | 2.34e4 | 0.125 | | 4.91 | 4.91 | 13.2 | 81.7353 | 102.2 | 5.434 | NO |
| 27 | 33 | PFUdA | 563.0 > 518.9 | 2.39e4 | 3.30e4 | 0.125 | | 5.25 | 5.25 | 9.04 | 79.0650 | 98.8 | 8.900 | NO |
| 28 | 56 | 13C5-PFNA | 468.2 > 422.9 | 2.39e4 | 3.05e4 | 0.125 | 1.002 | 4.55 | 4.53 | 9.82 | 78.4239 | 78.4 | | |
| 29 | 59 | 13C8-PFOS | 507.0 > 79.9 | 4.74e3 | 5.68e3 | 0.125 | 0.997 | 4.64 | 4.62 | 10.4 | 83.8308 | 83.8 | | |
| 30 | 59 | 13C8-PFOS | 507.0 > 79.9 | 4.74e3 | 5.68e3 | 0.125 | 0.997 | 4.64 | 4.62 | 10.4 | 83.8308 | 83.8 | | |
| 31 | 60 | 13C2-PFDA | 515.1 > 469.9 | 2.34e4 | 3.93e4 | 0.125 | 0.819 | 4.93 | 4.91 | 7.42 | 72.5091 | 72.5 | | |
| 32 | 63 | 13C2-PFUdA | 565 > 519.8 | 3.30e4 | 4.88e4 | 0.125 | 0.889 | 5.26 | 5.25 | 8.46 | 76.1683 | 76.2 | | |
| 33 | -1 | | | | | | | | | | | | | |
| 34 | 29 | L-MeFOSAA | 570 > 419 | 9.57e3 | 5.37e3 | 0.125 | | 5.07 | 5.07 | 22.3 | 82.7121 | 103.4 | 2.595 | NO |
| 35 | 83 | Total N-MeFOSAA | 570. > 419 | 9.57e3 | 5.37e3 | 0.125 | | 5.19 | | 22.3 | 82.7121 | | | |
| 36 | 31 | L-EtFOSAA | 584.1 > 419 | 7.55e3 | 7.03e3 | 0.125 | | 5.23 | 5.23 | 13.4 | 85.9419 | 107.4 | 1.439 | NO |

Dataset: Z:\Projects\PFAS.PRO\Results\190726M1\190726M1-14.qld

Last Altered: Monday, July 29, 2019 14:47:26 Pacific Daylight Time
Printed: Monday, July 29, 2019 14:48:04 Pacific Daylight Time

**Name: 190726M1_14, Date: 26-Jul-2019, Time: 10:45:21, ID: B9G0224-BS1 OPR 0.125, Description: OPR**

| | # | Name | Trace | Area | IS Area | wt/vol | RRF Mean | Pred.RT | RT | Response | Conc. | %Rec | Ion Ratio | Ratio Out? |
|---|---|---|---|---|---|---|---|---|---|---|---|---|---|---|
| 37 | 84 | Total N-EtFOSAA | 584.1 > 419 | 7.55e3 | 7.03e3 | 0.125 | | 5.33 | | 13.4 | 85.9419 | | | |
| 38 | 34 | PFDS | 598.8 > 79.9 | 3.30e3 | 2.58e3 | 0.125 | | 5.29 | 5.30 | 16.0 | 75.4246 | 94.3 | 1.718 | NO |
| 39 | 62 | d3-N-MeFOSAA | 573.3 > 419 | 5.37e3 | 4.88e4 | 0.125 | 0.177 | 5.08 | 5.07 | 1.37 | 61.9617 | 62.0 | | |
| 40 | 62 | d3-N-MeFOSAA | 573.3 > 419 | 5.37e3 | 4.88e4 | 0.125 | 0.177 | 5.08 | 5.07 | 1.37 | 61.9617 | 62.0 | | |
| 41 | 64 | d5-N-EtFOSAA | 589.3 > 419 | 7.03e3 | 4.88e4 | 0.125 | 0.224 | 5.25 | 5.23 | 1.80 | 64.3649 | 64.4 | | |
| 42 | 64 | d5-N-EtFOSAA | 589.3 > 419 | 7.03e3 | 4.88e4 | 0.125 | 0.224 | 5.25 | 5.23 | 1.80 | 64.3649 | 64.4 | | |
| 43 | 59 | 13C8-PFOS | 507.0 > 79.9 | 4.74e3 | 5.68e3 | 0.125 | 0.997 | 4.64 | 4.62 | 10.4 | 83.8308 | 83.8 | | |
| 44 | -1 | | | | | | | | | | | | | |
| 45 | 37 | PFDoA | 612.9 > 569.0 | 2.51e4 | 2.96e4 | 0.125 | | 5.54 | 5.54 | 10.6 | 79.2904 | 99.1 | 8.695 | NO |
| 46 | 39 | PFTrDA | 662.9 > 618.9 | 2.28e4 | 2.96e4 | 0.125 | | 5.79 | 5.79 | 9.63 | 67.3890 | 84.2 | 21.775 | NO |
| 47 | 41 | PFTeDA | 713.0 > 669.0 | 1.81e4 | 1.54e4 | 0.125 | | 6.01 | 6.01 | 14.7 | 77.5567 | 96.9 | 13.632 | NO |
| 48 | 72 | 13C4-PFBA | 217.0 > 172.0 | 1.75e4 | 1.75e4 | 0.125 | 1.000 | 1.15 | 1.13 | 12.5 | 100.0000 | 100.0 | | |
| 49 | 65 | 13C2-PFDoA | 614.7 > 569.7 | 2.96e4 | 3.93e4 | 0.125 | 1.087 | 5.55 | 5.54 | 9.40 | 69.1473 | 69.1 | | |
| 50 | 65 | 13C2-PFDoA | 614.7 > 569.7 | 2.96e4 | 3.93e4 | 0.125 | 1.087 | 5.55 | 5.54 | 9.40 | 69.1473 | 69.1 | | |
| 51 | 67 | 13C2-PFTeDA | 715.1 > 669.7 | 1.54e4 | 4.88e4 | 0.125 | 0.604 | 6.03 | 6.01 | 3.95 | 52.2612 | 52.3 | | |
| 52 | 59 | 13C8-PFOS | 507.0 > 79.9 | 4.74e3 | 5.68e3 | 0.125 | 0.997 | 4.64 | 4.62 | 10.4 | 83.8308 | 83.8 | | |
| 53 | 54 | 13C3-PFHxS | 401.8 > 79.9 | 4.59e3 | 2.21e3 | 0.125 | 2.024 | 3.73 | 3.71 | 26.0 | 102.6485 | 102.6 | | |
| 54 | -1 | | | | | | | | | | | | | |
| 55 | 78 | 13C6-PFDA | 519.1 > 473.7 | 3.93e4 | 3.93e4 | 0.125 | 1.000 | 4.93 | 4.91 | 12.5 | 100.0000 | 100.0 | | |
| 56 | 79 | 13C7-PFUdA | 570.1 > 524.8 | 4.88e4 | 4.88e4 | 0.125 | 1.000 | 5.26 | 5.25 | 12.5 | 100.0000 | 100.0 | | |
| 57 | 77 | 13C4-PFOS | 503 > 79.9 | 5.68e3 | 5.68e3 | 0.125 | 1.000 | 4.64 | 4.62 | 12.5 | 100.0000 | 100.0 | | |
| 58 | 76 | 13C9-PFNA | 472.2 > 426.9 | 3.05e4 | 3.05e4 | 0.125 | 1.000 | 4.55 | 4.53 | 12.5 | 100.0000 | 100.0 | | |
| 59 | 73 | 13C5-PFHxA | 318.0 > 272.9 | 3.48e4 | 3.48e4 | 0.125 | 1.000 | 2.95 | 2.94 | 12.5 | 100.0000 | 100.0 | | |

Dataset: Z:\Projects\PFAS.PRO\Results\190726M1\190726M1-14.qld

Last Altered: Monday, July 29, 2019 14:47:26 Pacific Daylight Time
Printed: Monday, July 29, 2019 14:48:04 Pacific Daylight Time

**Method: Z:\Projects\PFAS.PRO\MethDB\PFAS_FULL_80C_072419.mdb 24 Jul 2019 09:05:00**
**Calibration: Z:\Projects\PFAS.PRO\CurveDB\C18_VAL-PFAS_Q4_07-22-19.cdb 22 Jul 2019 13:13:35**

**Name: 190726M1_14, Date: 26-Jul-2019, Time: 10:45:21, ID: B9G0224-BS1 OPR 0.125, Description: OPR**

**PFBA**

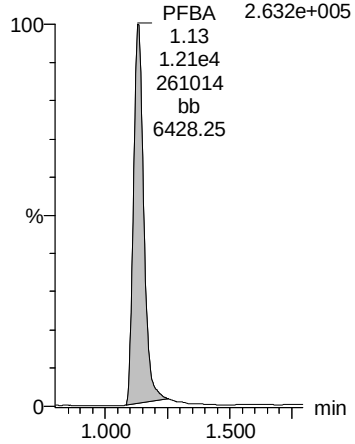


**PFPeA**

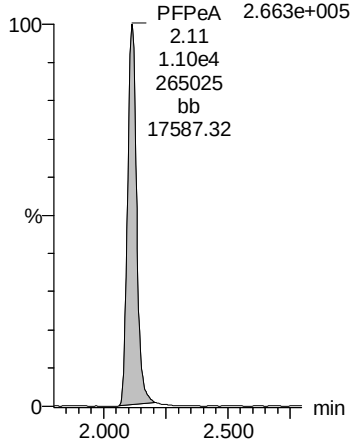


**PFBS**

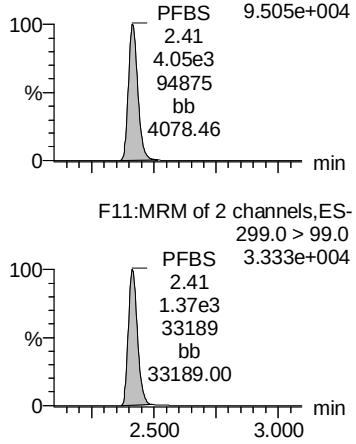





**PFHxA**

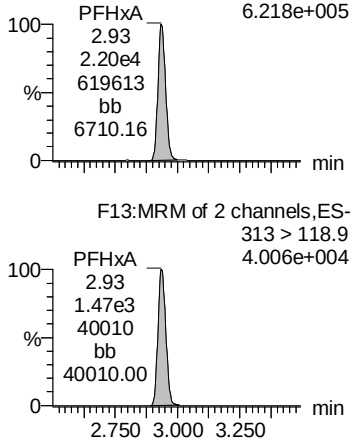





**PFHpA**

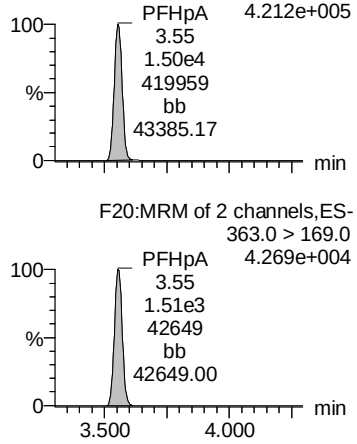





**13C3-PFBA**

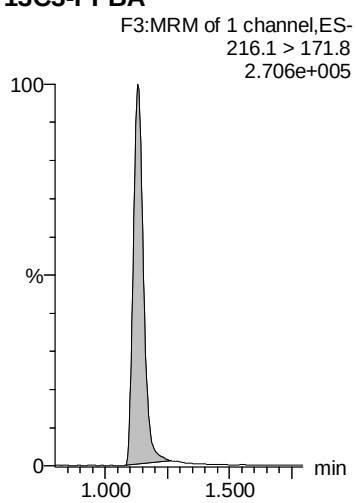


**13C3-PFPeA**

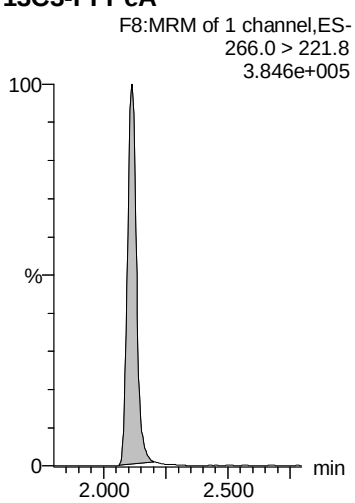


**13C3-PFBS**

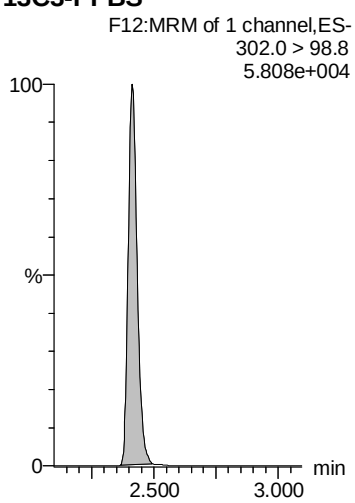


**13C2-PFHxA**

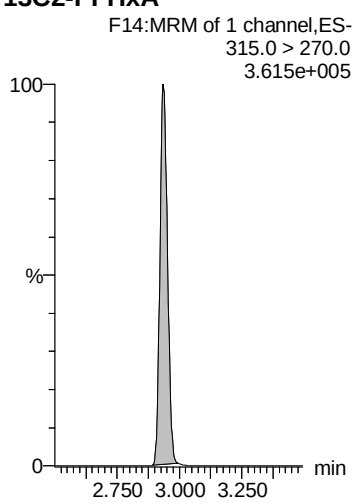


**13C4-PFHpA**

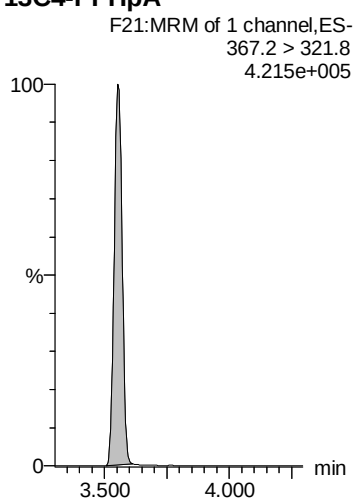

Dataset: Z:\Projects\PFAS.PRO\Results\190726M1\190726M1-14.qld

Last Altered: Monday, July 29, 2019 14:47:26 Pacific Daylight Time
Printed: Monday, July 29, 2019 14:48:04 Pacific Daylight Time

**Name: 190726M1_14, Date: 26-Jul-2019, Time: 10:45:21, ID: B9G0224-BS1 OPR 0.125, Description: OPR**

**L-PFHxS**

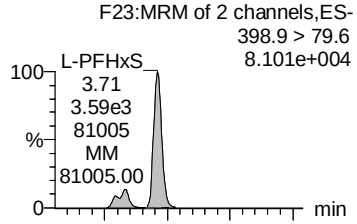


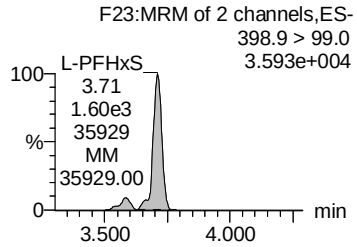


**Total PFHxS**

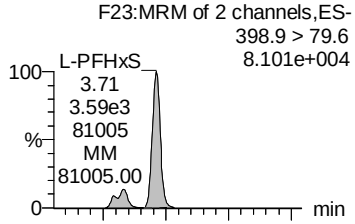


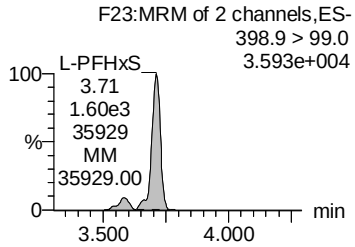


**L-PFOA**

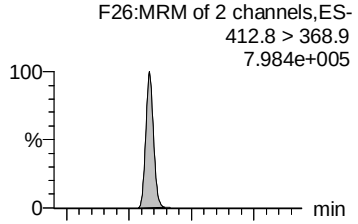


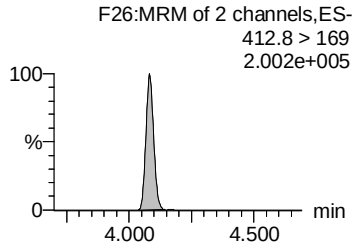


**Total PFOA**

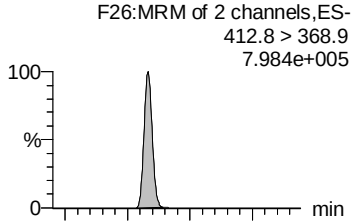


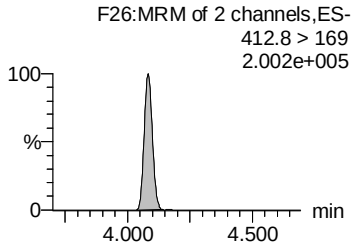


**PFOSA**

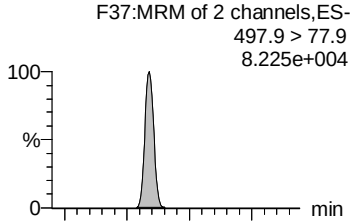


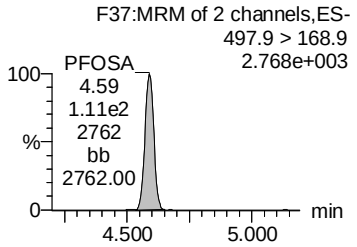


**18O2-PFHxS**

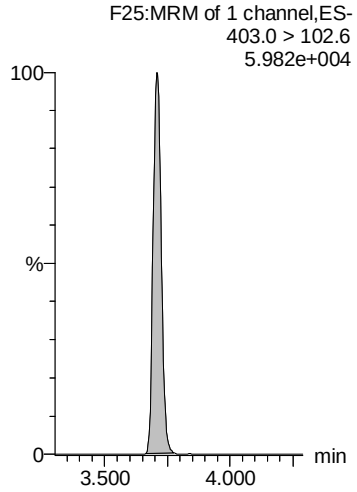


**18O2-PFHxS**

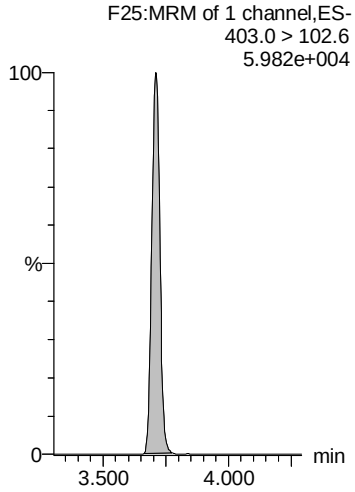


**13C2-PFOA**

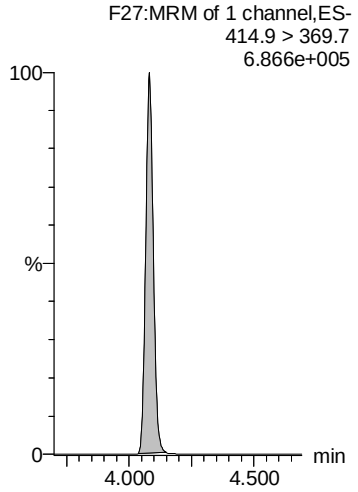


**13C2-PFOA**

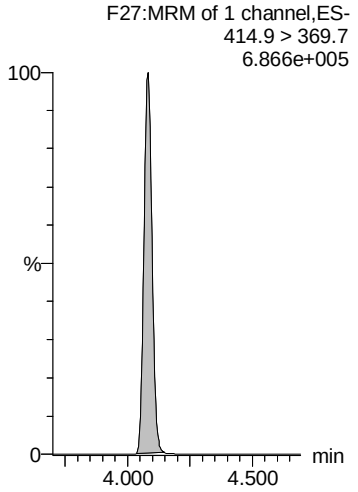


**13C8-PFOSA**

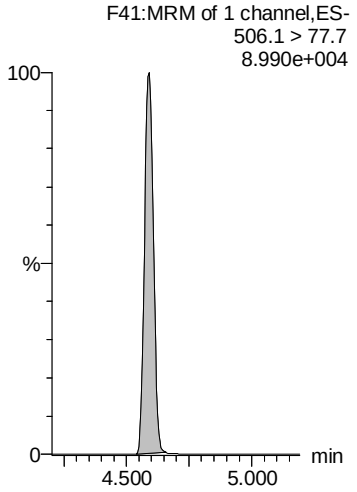

Dataset: Z:\Projects\PFAS.PRO\Results\190726M1\190726M1-14.qld

Last Altered: Monday, July 29, 2019 14:47:26 Pacific Daylight Time
Printed: Monday, July 29, 2019 14:48:04 Pacific Daylight Time

**Name: 190726M1_14, Date: 26-Jul-2019, Time: 10:45:21, ID: B9G0224-BS1 OPR 0.125, Description: OPR**

**PFNA**

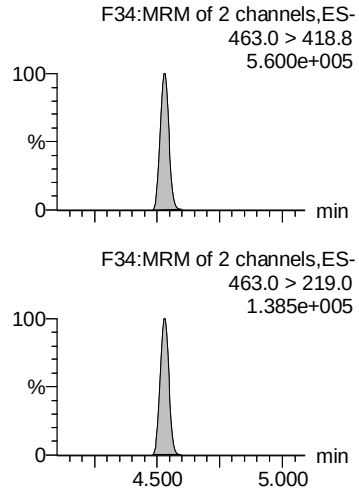


**L-PFOS**

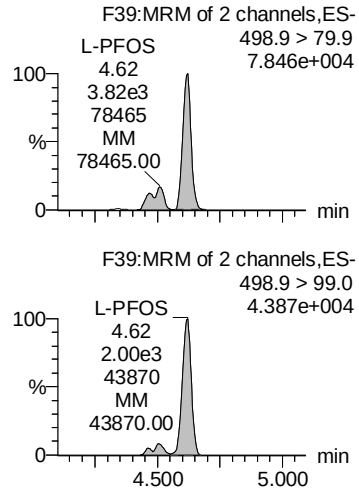


**Total PFOS**

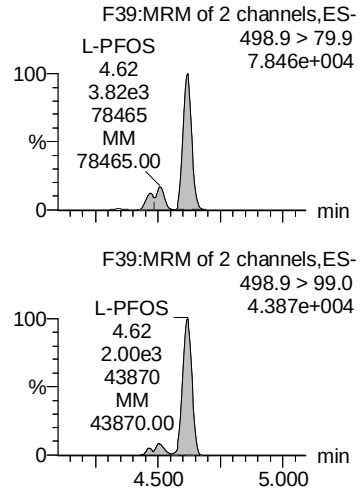


**PFDA**

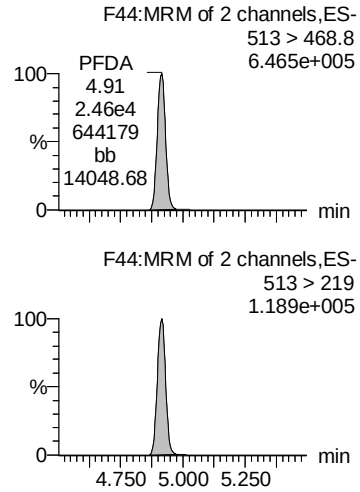


**PFUdA**

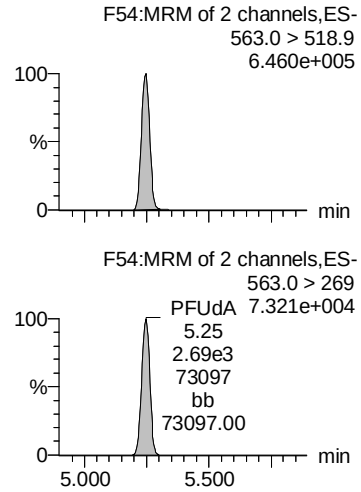


**13C5-PFNA**

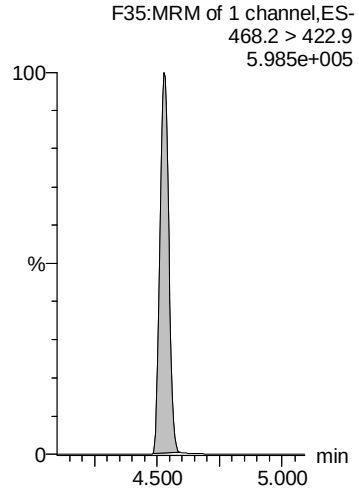


**13C8-PFOS**

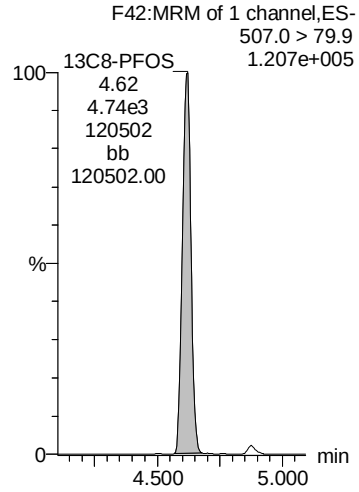


**13C8-PFOS**

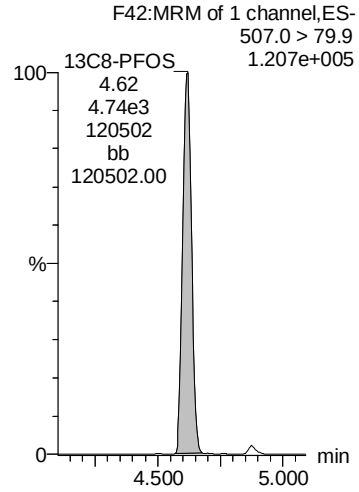


**13C2-PFDA**

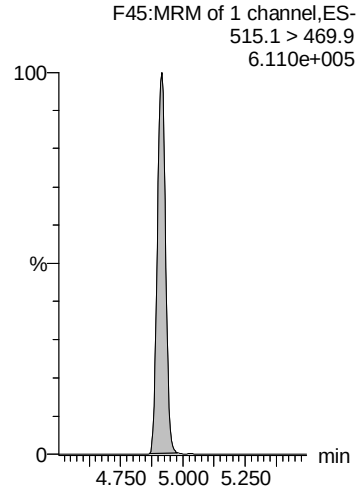


**13C2-PFUdA**

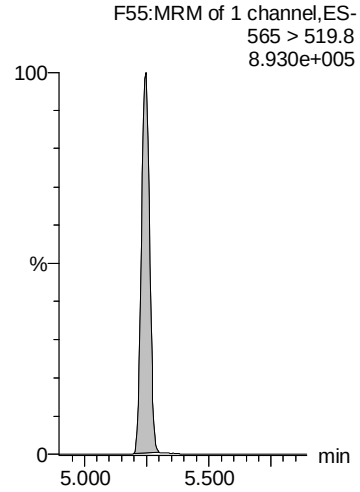

Dataset: Z:\Projects\PFAS.PRO\Results\190726M1\190726M1-14.qld

Last Altered: Monday, July 29, 2019 14:47:26 Pacific Daylight Time
Printed: Monday, July 29, 2019 14:48:04 Pacific Daylight Time

**Name: 190726M1_14, Date: 26-Jul-2019, Time: 10:45:21, ID: B9G0224-BS1 OPR 0.125, Description: OPR**

**L-MeFOSAA**

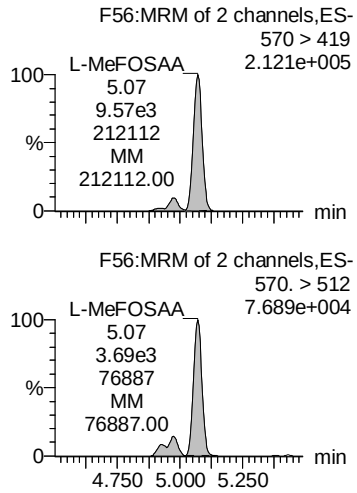





**Total N-MeFOSAA**

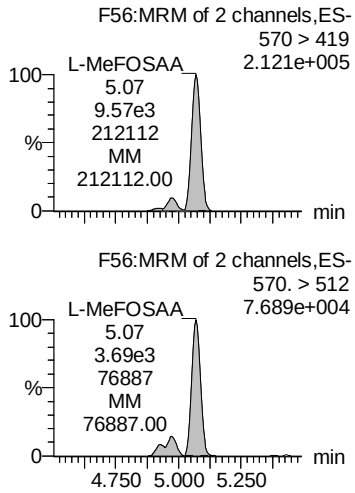





**L-EtFOSAA**

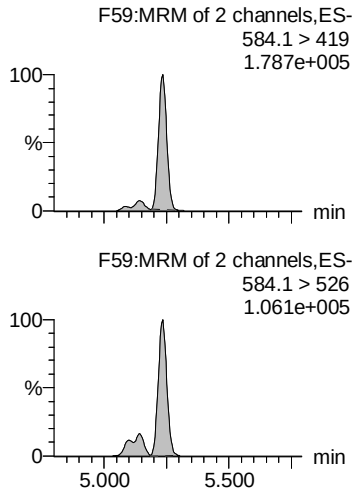





**Total N-EtFOSAA**

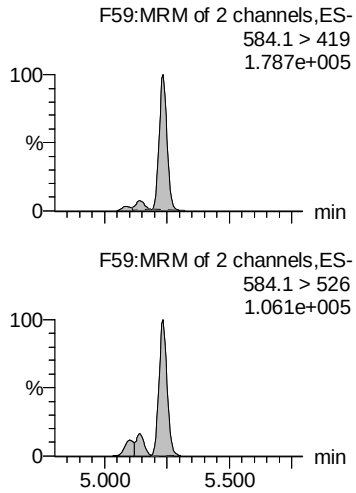





**PFDS**

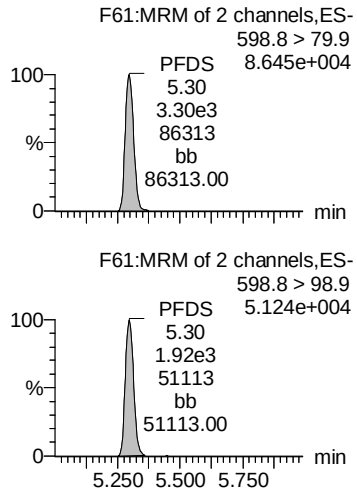





**d3-N-MeFOSAA**

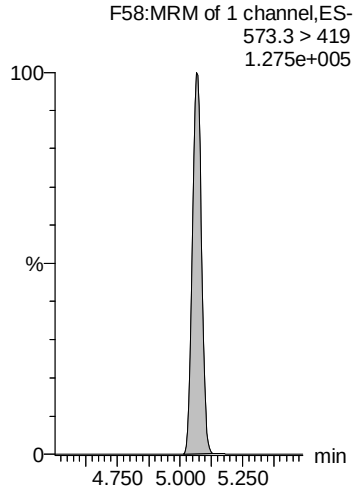


**d3-N-MeFOSAA**

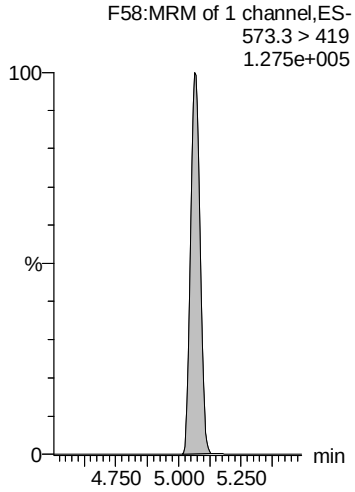


**d5-N-EtFOSAA**

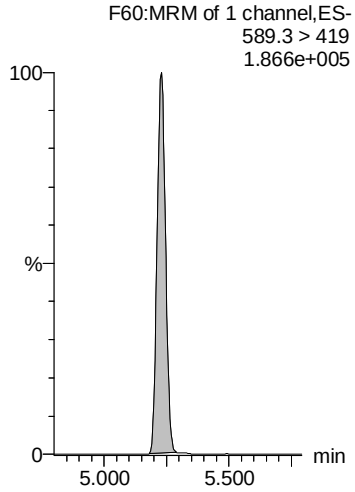


**d5-N-EtFOSAA**

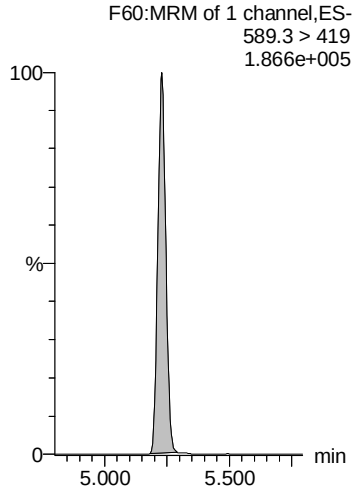


**13C8-PFOS**

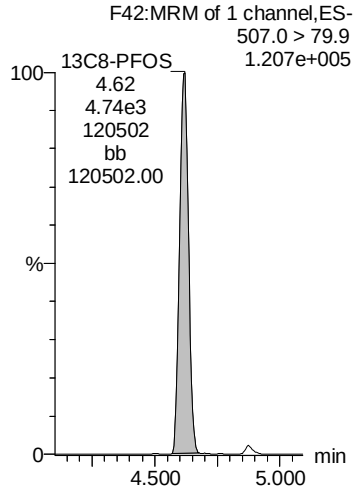

Dataset: Z:\Projects\PFAS.PRO\Results\190726M1\190726M1-14.qld

Last Altered: Monday, July 29, 2019 14:47:26 Pacific Daylight Time
Printed: Monday, July 29, 2019 14:48:04 Pacific Daylight Time

**Name: 190726M1_14, Date: 26-Jul-2019, Time: 10:45:21, ID: B9G0224-BS1 OPR 0.125, Description: OPR**

**PFDoA**

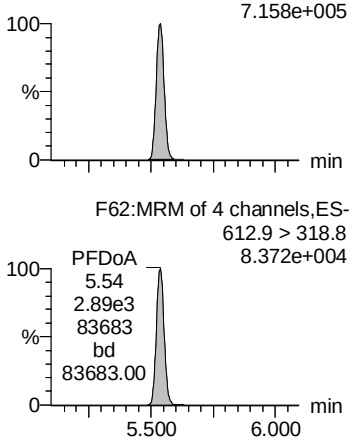


**PFTrDA**

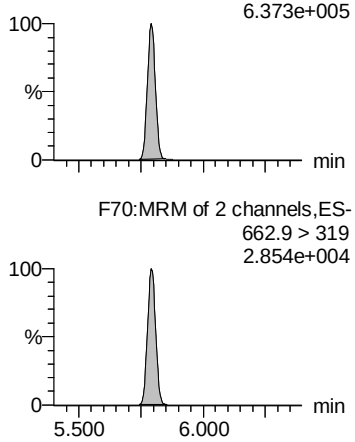


**PFTeDA**

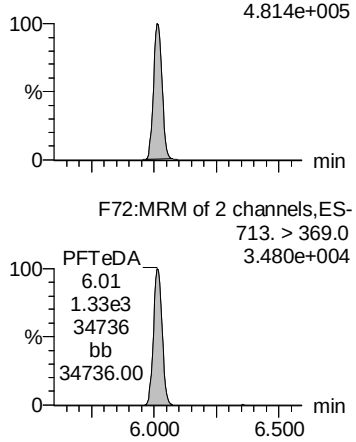


**13C4-PFBA**

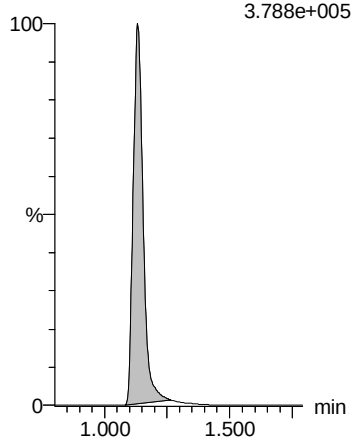


**13C2-PFDoA**

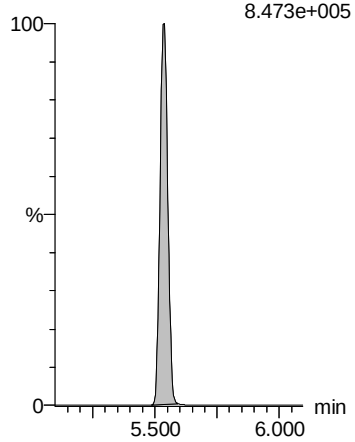


**13C2-PFDoA**

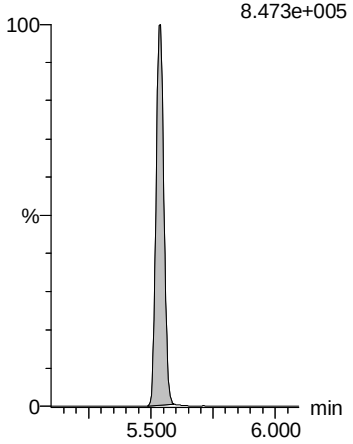


**13C2-PFTeDA**

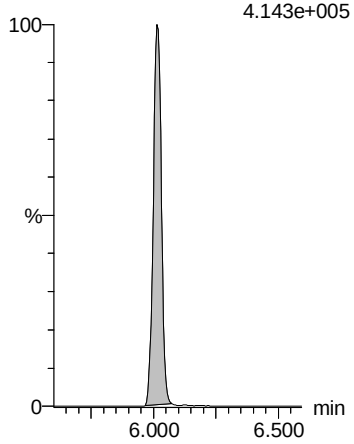


**13C8-PFOS**

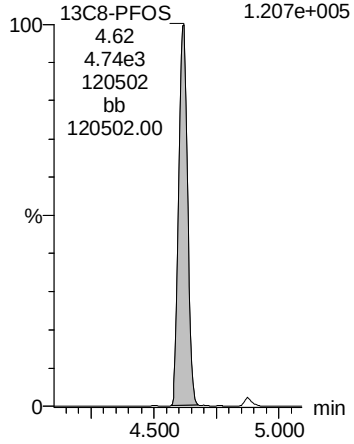


**13C3-PFHxS**

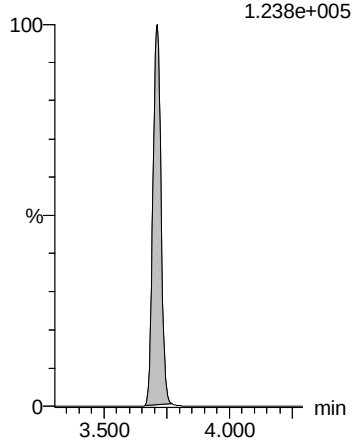

Dataset: Z:\Projects\PFAS.PRO\Results\190726M1\190726M1-14.qld

Last Altered: Monday, July 29, 2019 14:47:26 Pacific Daylight Time
Printed: Monday, July 29, 2019 14:48:04 Pacific Daylight Time

**Name: 190726M1_14, Date: 26-Jul-2019, Time: 10:45:21, ID: B9G0224-BS1 OPR 0.125, Description: OPR**

**13C6-PFDA**

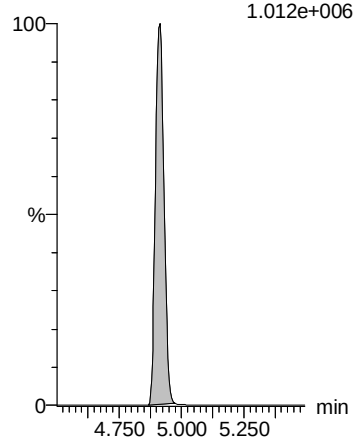


**13C7-PFUdA**

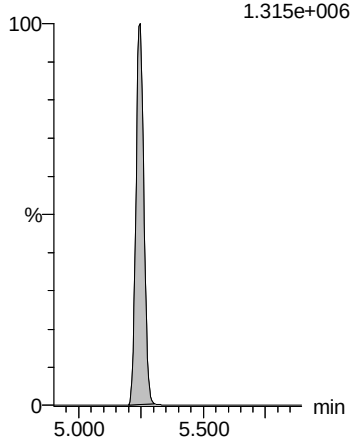


**13C4-PFOS**

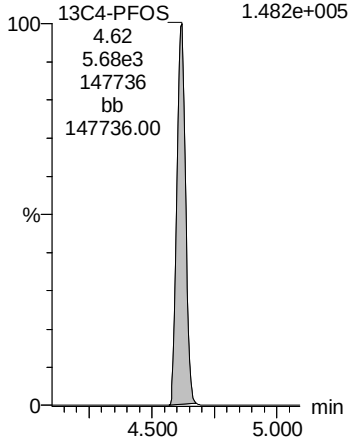


**13C9-PFNA**

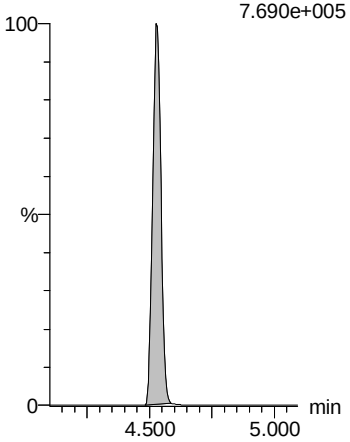


**13C5-PFHxA**

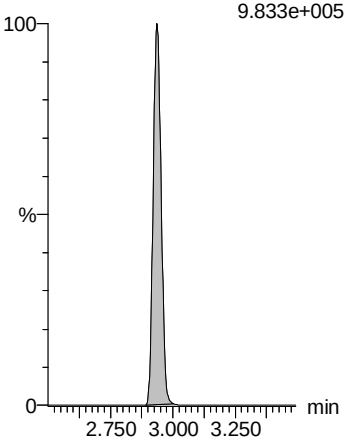

Dataset: Z:\Projects\PFAS.PRO\Results\190726M1\190726M1-15.qld

Last Altered: Monday, July 29, 2019 14:49:45 Pacific Daylight Time
Printed: Monday, July 29, 2019 14:50:57 Pacific Daylight Time

**Name: 190726M1_15, Date: 26-Jul-2019, Time: 10:55:54, ID: B9G0224-BSD1 LCSD 0.125, Description: LCSD**

| | # | Name | Trace | Area | IS Area | wt/vol | RRF Mean | Pred.RT | RT | Response | Conc. | %Rec | Ion Ratio | Ratio Out? |
|---|---|---|---|---|---|---|---|---|---|---|---|---|---|---|
| 1 | 1 | PFBA | 213.0 > 168.8 | 1.18e4 | 1.18e4 | 0.125 | | 1.13 | 1.14 | 12.6 | 80.7988 | 101.0 | | |
| 2 | 4 | PFPeA | 263.1 > 218.9 | 1.05e4 | 1.48e4 | 0.125 | | 2.11 | 2.11 | 8.86 | 76.6261 | 95.8 | | |
| 3 | 5 | PFBS | 299.0 > 79.7 | 4.08e3 | 2.24e3 | 0.125 | | 2.41 | 2.42 | 22.7 | 80.1431 | 100.2 | 3.024 | NO |
| 4 | 7 | PFHxA | 313.0 > 269.0 | 2.17e4 | 1.21e4 | 0.125 | | 2.94 | 2.93 | 8.95 | 81.1001 | 101.4 | 16.084 | NO |
| 5 | 11 | PFHpA | 363.0 > 318.9 | 1.43e4 | 1.49e4 | 0.125 | | 3.55 | 3.55 | 12.0 | 73.9204 | 92.4 | 9.397 | NO |
| 6 | 47 | 13C3-PFBA | 216.1 > 171.8 | 1.18e4 | 1.57e4 | 0.125 | 0.734 | 1.15 | 1.13 | 9.34 | 101.8903 | 101.9 | | |
| 7 | 48 | 13C3-PFPeA | 266.0 > 221.8 | 1.48e4 | 3.14e4 | 0.125 | 0.498 | 2.14 | 2.11 | 5.88 | 94.4636 | 94.5 | | |
| 8 | 49 | 13C3-PFBS | 302.0 > 98.8 | 2.24e3 | 2.22e3 | 0.125 | 1.058 | 2.44 | 2.41 | 12.6 | 95.6059 | 95.6 | | |
| 9 | 52 | 13C2-PFHxA | 315.0 > 270.0 | 1.21e4 | 3.14e4 | 0.125 | 0.978 | 2.95 | 2.94 | 4.82 | 39.4519 | 98.6 | | |
| 10 | 53 | 13C4-PFHpA | 367.2 > 321.8 | 1.49e4 | 3.14e4 | 0.125 | 0.479 | 3.57 | 3.55 | 5.93 | 99.1582 | 99.2 | | |
| 11 | -1 | | | | | | | | | | | | | |
| 12 | 13 | L-PFHxS | 398.9 > 79.6 | 3.24e3 | 4.34e3 | 0.125 | | 3.71 | 3.71 | 9.34 | 81.9574 | 102.4 | 2.166 | NO |
| 13 | 80 | Total PFHxS | 398.9 > 79.6 | 3.24e3 | 4.34e3 | 0.125 | | 3.83 | | 9.34 | 81.9574 | | | |
| 14 | 16 | L-PFOA | 412.8 > 368.9 | 2.73e4 | 2.37e4 | 0.125 | | 4.08 | 4.08 | 14.4 | 76.2891 | 95.4 | 3.816 | NO |
| 15 | 81 | Total PFOA | 412.8 > 368.9 | 2.73e4 | 2.37e4 | 0.125 | | 4.21 | | 14.4 | 76.2891 | | | |
| 16 | 22 | PFOSA | 497.9 > 77.9 | 2.91e3 | 3.45e3 | 0.125 | | 4.59 | 4.59 | 10.5 | 82.6630 | 103.3 | 29.694 | NO |
| 17 | 74 | 18O2-PFHxS | 403.0 > 102.6 | 2.22e3 | 2.22e3 | 0.125 | 1.000 | 3.73 | 3.71 | 12.5 | 100.0000 | 100.0 | | |
| 18 | 74 | 18O2-PFHxS | 403.0 > 102.6 | 2.22e3 | 2.22e3 | 0.125 | 1.000 | 3.73 | 3.71 | 12.5 | 100.0000 | 100.0 | | |
| 19 | 58 | 13C2-PFOA | 414.9 > 369.7 | 2.37e4 | 4.08e4 | 0.125 | 0.681 | 4.11 | 4.08 | 7.28 | 85.4303 | 85.4 | | |
| 20 | 58 | 13C2-PFOA | 414.9 > 369.7 | 2.37e4 | 4.08e4 | 0.125 | 0.681 | 4.11 | 4.08 | 7.28 | 85.4303 | 85.4 | | |
| 21 | 57 | 13C8-PFOSA | 506.1 > 77.7 | 3.45e3 | 4.44e4 | 0.125 | 0.168 | 4.61 | 4.59 | 0.972 | 46.4010 | 46.4 | | |
| 22 | -1 | | | | | | | | | | | | | |
| 23 | 21 | PFNA | 463.0 > 418.8 | 2.09e4 | 2.31e4 | 0.125 | | 4.53 | 4.53 | 11.3 | 78.5397 | 98.2 | 4.266 | NO |
| 24 | 23 | L-PFOS | 498.9 > 79.9 | 3.95e3 | 4.46e3 | 0.125 | | 4.61 | 4.62 | 11.1 | 83.0738 | 103.8 | 2.225 | NO |
| 25 | 82 | Total PFOS | 498.9 > 79.9 | 3.95e3 | 4.46e3 | 0.125 | | 4.74 | | 11.1 | 83.0738 | | | |
| 26 | 26 | PFDA | 513 > 468.8 | 2.38e4 | 2.27e4 | 0.125 | | 4.91 | 4.91 | 13.1 | 81.4728 | 101.8 | 5.304 | NO |
| 27 | 33 | PFUdA | 563.0 > 518.9 | 2.28e4 | 3.11e4 | 0.125 | | 5.24 | 5.24 | 9.14 | 79.9648 | 100.0 | 9.005 | NO |
| 28 | 56 | 13C5-PFNA | 468.2 > 422.9 | 2.31e4 | 2.79e4 | 0.125 | 1.002 | 4.55 | 4.53 | 10.4 | 82.8366 | 82.8 | | |
| 29 | 59 | 13C8-PFOS | 507.0 > 79.9 | 4.46e3 | 5.21e3 | 0.125 | 0.997 | 4.64 | 4.61 | 10.7 | 85.8452 | 85.8 | | |
| 30 | 59 | 13C8-PFOS | 507.0 > 79.9 | 4.46e3 | 5.21e3 | 0.125 | 0.997 | 4.64 | 4.61 | 10.7 | 85.8452 | 85.8 | | |
| 31 | 60 | 13C2-PFDA | 515.1 > 469.9 | 2.27e4 | 3.68e4 | 0.125 | 0.819 | 4.93 | 4.91 | 7.70 | 75.2602 | 75.3 | | |
| 32 | 63 | 13C2-PFUdA | 565 > 519.8 | 3.11e4 | 4.44e4 | 0.125 | 0.889 | 5.26 | 5.24 | 8.77 | 78.8968 | 78.9 | | |
| 33 | -1 | | | | | | | | | | | | | |
| 34 | 29 | L-MeFOSAA | 570 > 419 | 8.38e3 | 4.77e3 | 0.125 | | 5.07 | 5.07 | 22.0 | 81.5113 | 101.9 | 2.340 | NO |
| 35 | 83 | Total N-MeFOSAA | 570. > 419 | 8.38e3 | 4.77e3 | 0.125 | | 5.19 | | 22.0 | 81.5113 | | | |
| 36 | 31 | L-EtFOSAA | 584.1 > 419 | 6.59e3 | 6.28e3 | 0.125 | | 5.23 | 5.23 | 13.1 | 83.9651 | 105.0 | 1.404 | NO |

Dataset: Z:\Projects\PFAS.PRO\Results\190726M1\190726M1-15.qld

Last Altered: Monday, July 29, 2019 14:49:45 Pacific Daylight Time
Printed: Monday, July 29, 2019 14:50:57 Pacific Daylight Time

**Name: 190726M1_15, Date: 26-Jul-2019, Time: 10:55:54, ID: B9G0224-BSD1 LCSD 0.125, Description: LCSD**

| | # | Name | Trace | Area | IS Area | wt/vol | RRF Mean | Pred.RT | RT | Response | Conc. | %Rec | Ion Ratio | Ratio Out? |
|---|---|---|---|---|---|---|---|---|---|---|---|---|---|---|
| 37 | 84 | Total N-EtFOSAA | 584.1 > 419 | 6.59e3 | 6.28e3 | 0.125 | | 5.33 | | 13.1 | 83.9651 | | | |
| 38 | 34 | PFDS | 598.8 > 79.9 | 3.30e3 | 2.51e3 | 0.125 | | 5.29 | 5.30 | 16.4 | 77.4170 | 96.8 | 1.750 | NO |
| 39 | 62 | d3-N-MeFOSAA | 573.3 > 419 | 4.77e3 | 4.44e4 | 0.125 | 0.177 | 5.08 | 5.07 | 1.34 | 60.5183 | 60.5 | | |
| 40 | 62 | d3-N-MeFOSAA | 573.3 > 419 | 4.77e3 | 4.44e4 | 0.125 | 0.177 | 5.08 | 5.07 | 1.34 | 60.5183 | 60.5 | | |
| 41 | 64 | d5-N-EtFOSAA | 589.3 > 419 | 6.28e3 | 4.44e4 | 0.125 | 0.224 | 5.25 | 5.23 | 1.77 | 63.2442 | 63.2 | | |
| 42 | 64 | d5-N-EtFOSAA | 589.3 > 419 | 6.28e3 | 4.44e4 | 0.125 | 0.224 | 5.25 | 5.23 | 1.77 | 63.2442 | 63.2 | | |
| 43 | 59 | 13C8-PFOS | 507.0 > 79.9 | 4.46e3 | 5.21e3 | 0.125 | 0.997 | 4.64 | 4.61 | 10.7 | 85.8452 | 85.8 | | |
| 44 | -1 | | | | | | | | | | | | | |
| 45 | 37 | PFDoA | 612.9 > 569.0 | 2.41e4 | 2.92e4 | 0.125 | | 5.54 | 5.54 | 10.3 | 77.2559 | 96.6 | 8.277 | NO |
| 46 | 39 | PFTrDA | 662.9 > 618.9 | 2.06e4 | 2.92e4 | 0.125 | | 5.79 | 5.79 | 8.82 | 61.6463 | 77.1 | 20.969 | NO |
| 47 | 41 | PFTeDA | 713.0 > 669.0 | 1.72e4 | 1.42e4 | 0.125 | | 6.02 | 6.02 | 15.1 | 79.9006 | 99.9 | 13.319 | NO |
| 48 | 72 | 13C4-PFBA | 217.0 > 172.0 | 1.57e4 | 1.57e4 | 0.125 | 1.000 | 1.15 | 1.14 | 12.5 | 100.0000 | 100.0 | | |
| 49 | 65 | 13C2-PFDoA | 614.7 > 569.7 | 2.92e4 | 3.68e4 | 0.125 | 1.087 | 5.55 | 5.54 | 9.91 | 72.8894 | 72.9 | | |
| 50 | 65 | 13C2-PFDoA | 614.7 > 569.7 | 2.92e4 | 3.68e4 | 0.125 | 1.087 | 5.55 | 5.54 | 9.91 | 72.8894 | 72.9 | | |
| 51 | 67 | 13C2-PFTeDA | 715.1 > 669.7 | 1.42e4 | 4.44e4 | 0.125 | 0.604 | 6.03 | 6.02 | 4.01 | 53.0399 | 53.0 | | |
| 52 | 59 | 13C8-PFOS | 507.0 > 79.9 | 4.46e3 | 5.21e3 | 0.125 | 0.997 | 4.64 | 4.61 | 10.7 | 85.8452 | 85.8 | | |
| 53 | 54 | 13C3-PFHxS | 401.8 > 79.9 | 4.34e3 | 2.22e3 | 0.125 | 2.024 | 3.73 | 3.71 | 24.4 | 96.5402 | 96.5 | | |
| 54 | -1 | | | | | | | | | | | | | |
| 55 | 78 | 13C6-PFDA | 519.1 > 473.7 | 3.68e4 | 3.68e4 | 0.125 | 1.000 | 4.93 | 4.91 | 12.5 | 100.0000 | 100.0 | | |
| 56 | 79 | 13C7-PFUdA | 570.1 > 524.8 | 4.44e4 | 4.44e4 | 0.125 | 1.000 | 5.26 | 5.25 | 12.5 | 100.0000 | 100.0 | | |
| 57 | 77 | 13C4-PFOS | 503 > 79.9 | 5.21e3 | 5.21e3 | 0.125 | 1.000 | 4.64 | 4.62 | 12.5 | 100.0000 | 100.0 | | |
| 58 | 76 | 13C9-PFNA | 472.2 > 426.9 | 2.79e4 | 2.79e4 | 0.125 | 1.000 | 4.55 | 4.53 | 12.5 | 100.0000 | 100.0 | | |
| 59 | 73 | 13C5-PFHxA | 318.0 > 272.9 | 3.14e4 | 3.14e4 | 0.125 | 1.000 | 2.95 | 2.94 | 12.5 | 100.0000 | 100.0 | | |

Dataset: Z:\Projects\PFAS.PRO\Results\190726M1\190726M1-15.qld

Last Altered: Monday, July 29, 2019 14:49:45 Pacific Daylight Time
Printed: Monday, July 29, 2019 14:50:57 Pacific Daylight Time

**Method: Z:\Projects\PFAS.PRO\MethDB\PFAS_FULL_80C_072419.mdb 24 Jul 2019 09:05:00**
**Calibration: Z:\Projects\PFAS.PRO\CurveDB\C18_VAL-PFAS_Q4_07-22-19.cdb 22 Jul 2019 13:13:35**

**Name: 190726M1_15, Date: 26-Jul-2019, Time: 10:55:54, ID: B9G0224-BSD1 LCSD 0.125, Description: LCSD**

**PFBA**

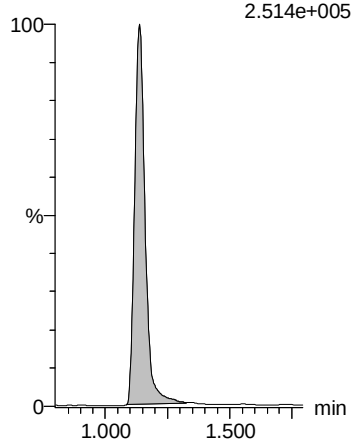


**PFPeA**

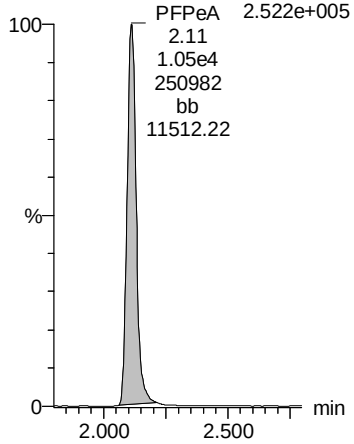


**PFBS**

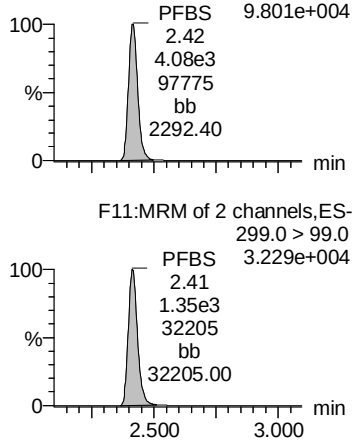


**PFHxA**

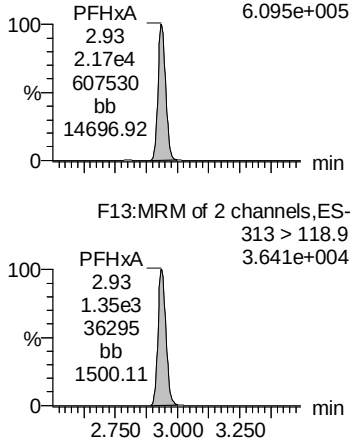


**PFHpA**

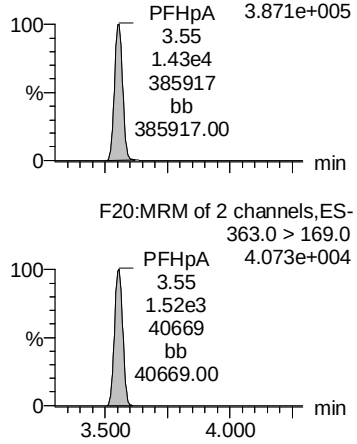


**13C3-PFBA**

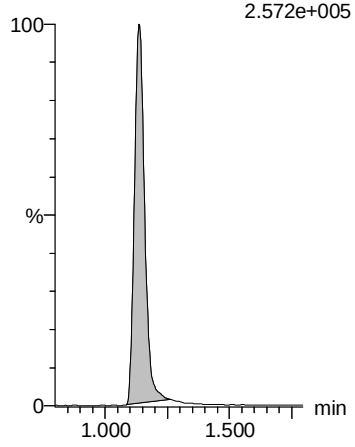


**13C3-PFPeA**

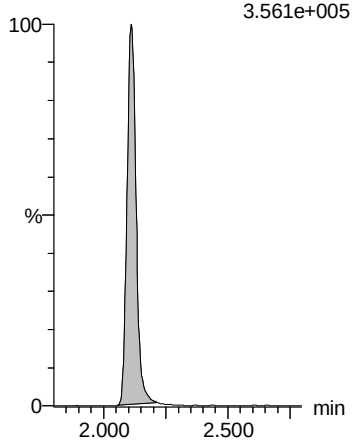


**13C3-PFBS**

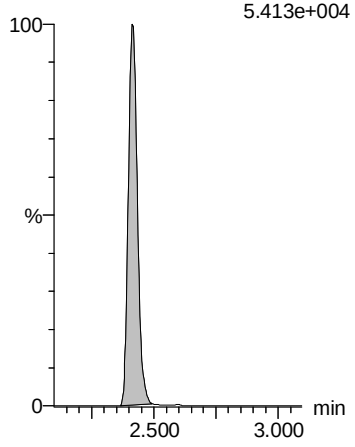


**13C2-PFHxA**

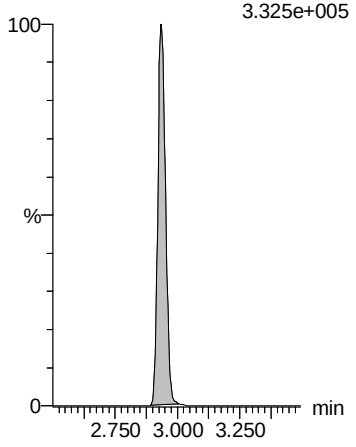


**13C4-PFHpA**

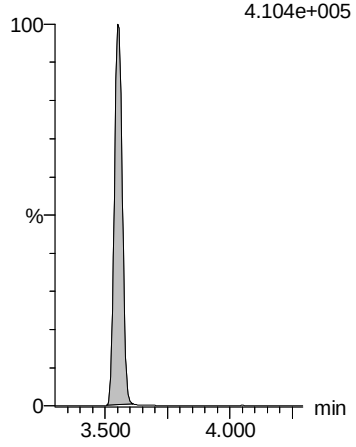

Dataset: Z:\Projects\PFAS.PRO\Results\190726M1\190726M1-15.qld

Last Altered: Monday, July 29, 2019 14:49:45 Pacific Daylight Time
Printed: Monday, July 29, 2019 14:50:57 Pacific Daylight Time

**Name: 190726M1_15, Date: 26-Jul-2019, Time: 10:55:54, ID: B9G0224-BSD1 LCSD 0.125, Description: LCSD**

**L-PFHxS**

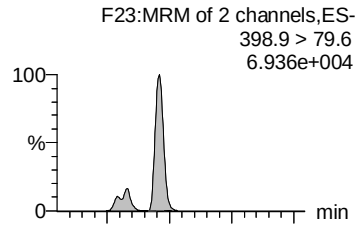


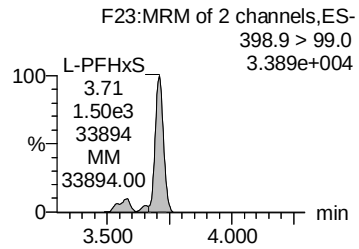


**Total PFHxS**

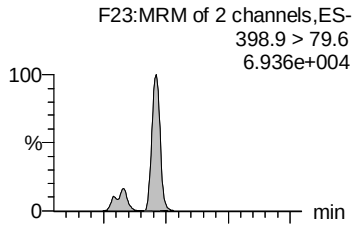


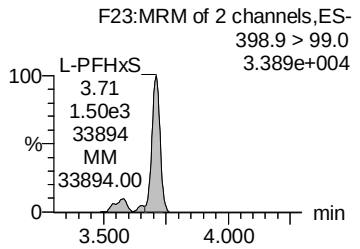


**L-PFOA**

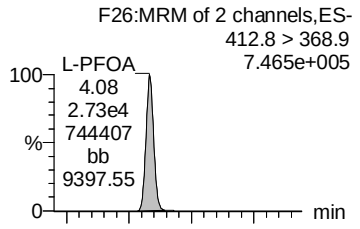


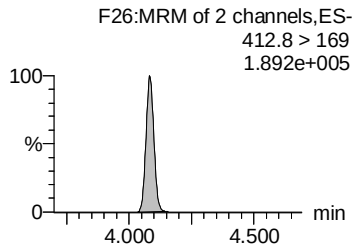


**Total PFOA**

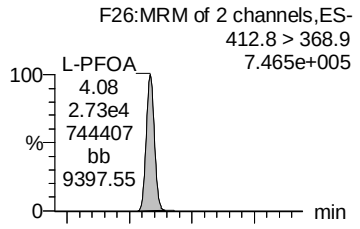


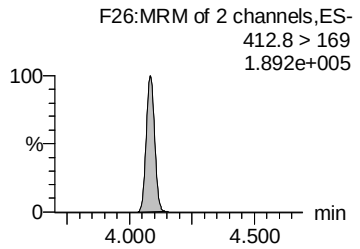


**PFOSA**

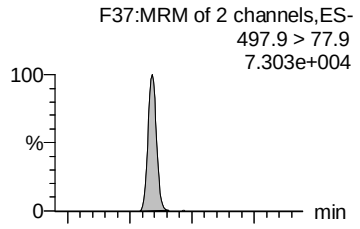


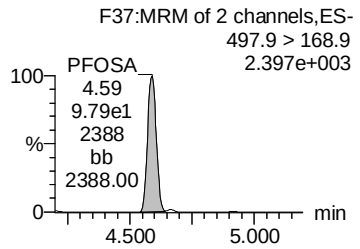


**18O2-PFHxS**

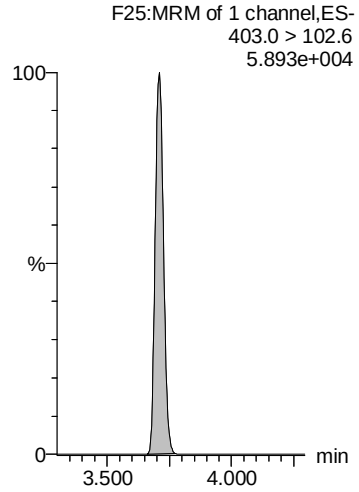


**18O2-PFHxS**

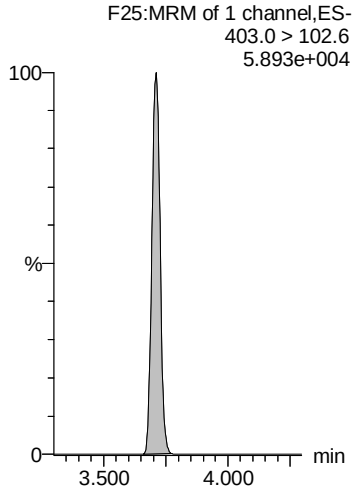


**13C2-PFOA**

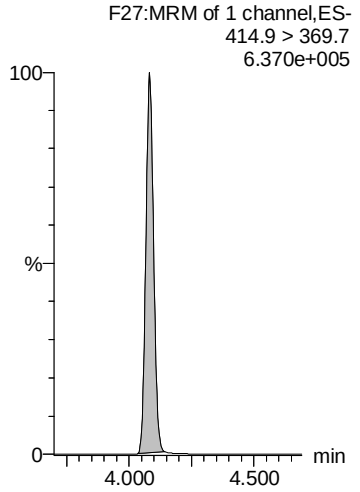


**13C2-PFOA**

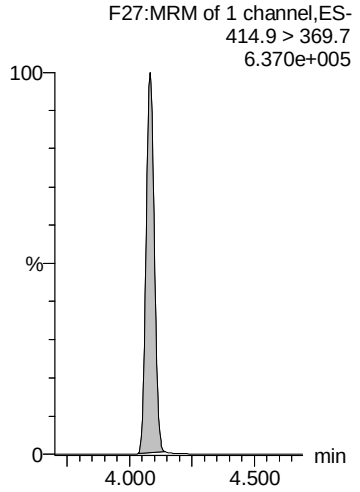


**13C8-PFOSA**

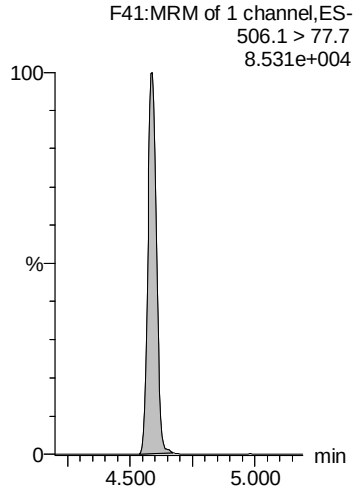

Dataset: Z:\Projects\PFAS.PRO\Results\190726M1\190726M1-15.qld

Last Altered: Monday, July 29, 2019 14:49:45 Pacific Daylight Time
Printed: Monday, July 29, 2019 14:50:57 Pacific Daylight Time

**Name: 190726M1_15, Date: 26-Jul-2019, Time: 10:55:54, ID: B9G0224-BSD1 LCSD 0.125, Description: LCSD**

**PFNA**

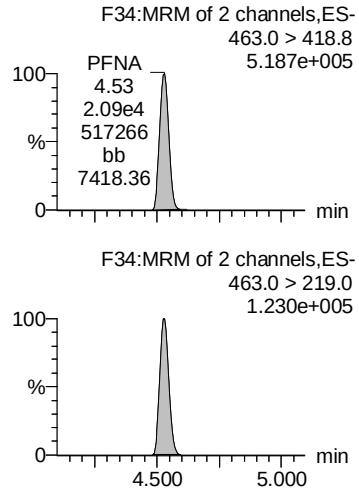





**L-PFOS**

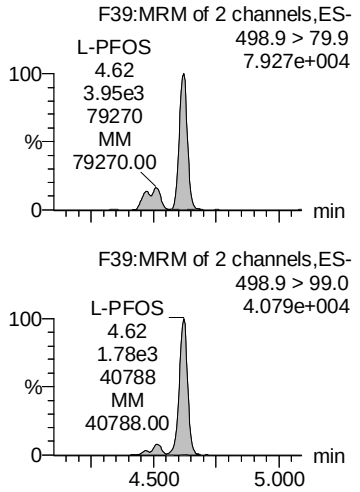





**Total PFOS**

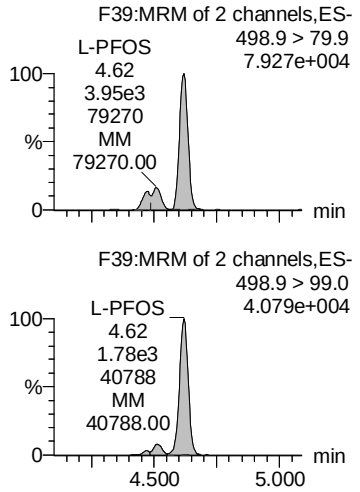





**PFDA**

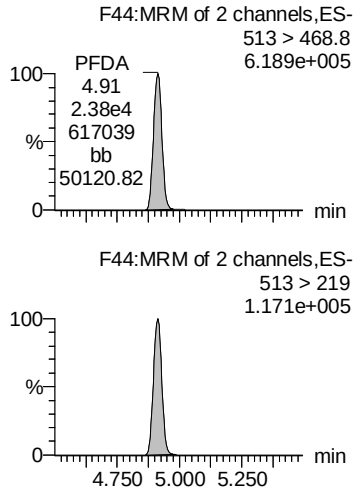





**PFUdA**

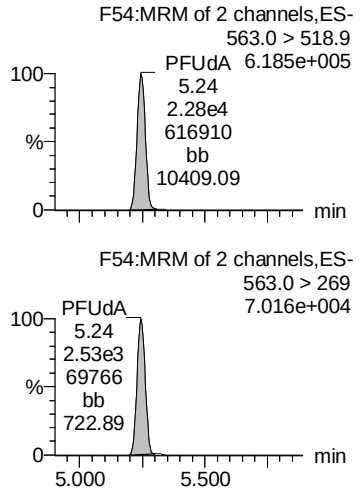





**13C5-PFNA**

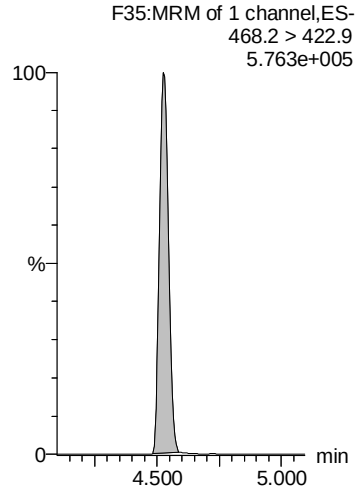


**13C8-PFOS**

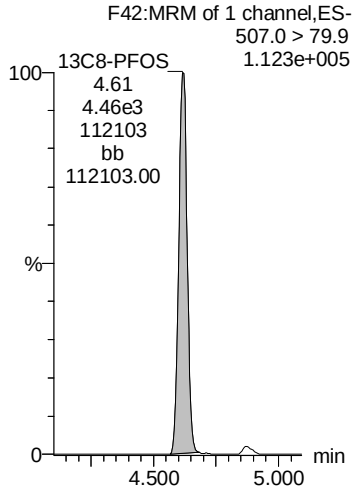


**13C8-PFOS**

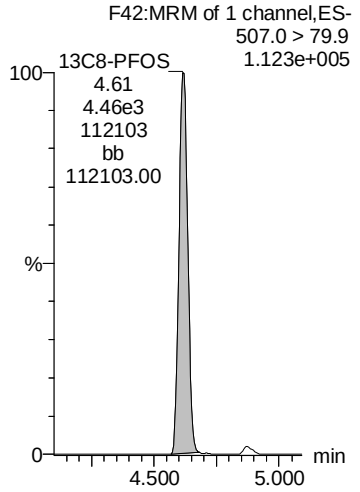


**13C2-PFDA**

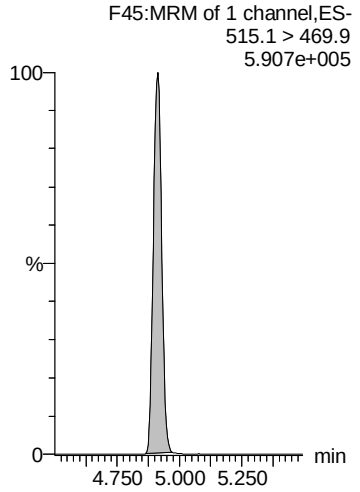


**13C2-PFUdA**

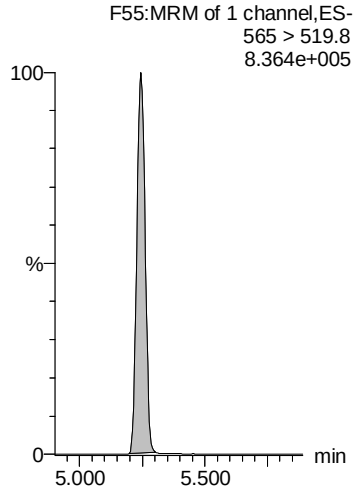

Dataset: Z:\Projects\PFAS.PRO\Results\190726M1\190726M1-15.qld

Last Altered: Monday, July 29, 2019 14:49:45 Pacific Daylight Time
Printed: Monday, July 29, 2019 14:50:57 Pacific Daylight Time

**Name: 190726M1_15, Date: 26-Jul-2019, Time: 10:55:54, ID: B9G0224-BSD1 LCSD 0.125, Description: LCSD**

**L-MeFOSAA**

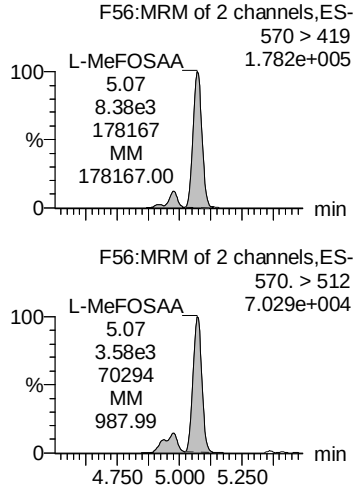


**Total N-MeFOSAA**

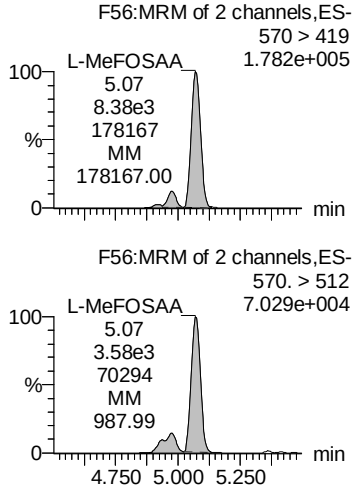


**L-EtFOSAA**

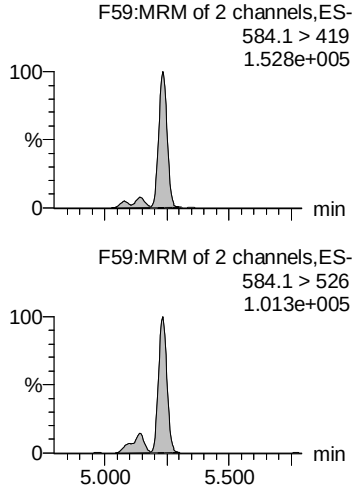


**Total N-EtFOSAA**

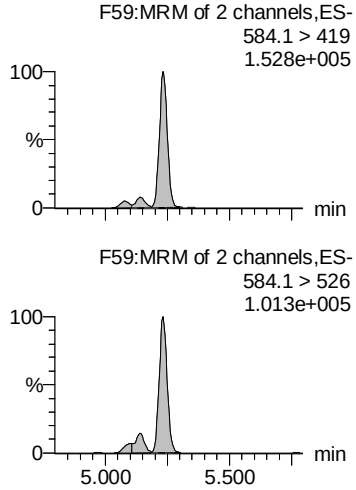


**PFDS**

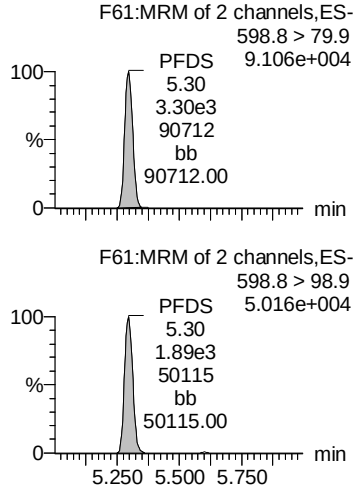


**d3-N-MeFOSAA**

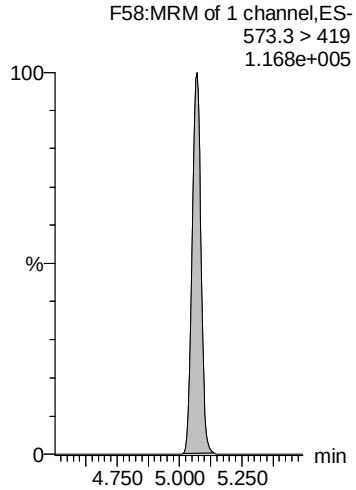


**d3-N-MeFOSAA**

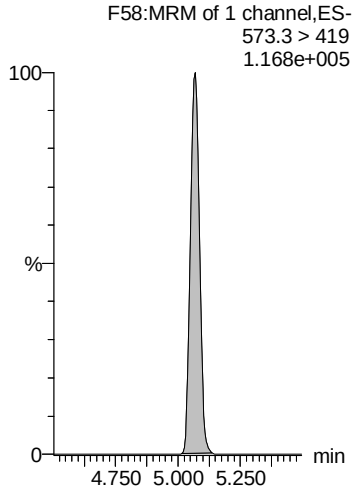


**d5-N-EtFOSAA**

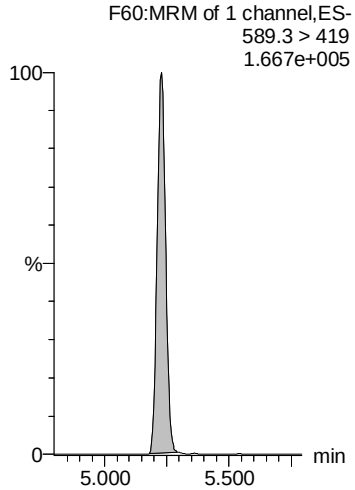


**d5-N-EtFOSAA**

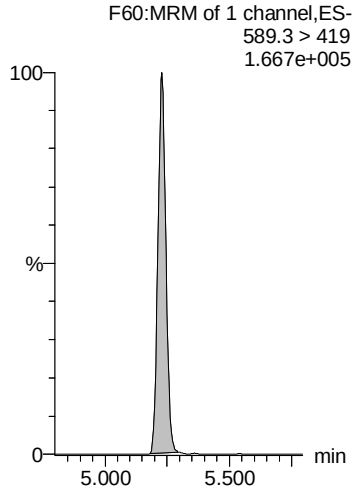


**13C8-PFOS**

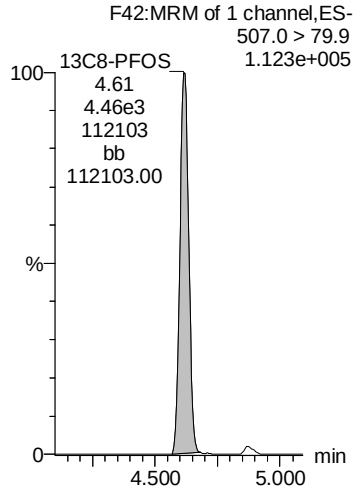

Dataset: Z:\Projects\PFAS.PRO\Results\190726M1\190726M1-15.qld

Last Altered: Monday, July 29, 2019 14:49:45 Pacific Daylight Time
Printed: Monday, July 29, 2019 14:50:57 Pacific Daylight Time

**Name: 190726M1_15, Date: 26-Jul-2019, Time: 10:55:54, ID: B9G0224-BSD1 LCSD 0.125, Description: LCSD**

**PFDoA**

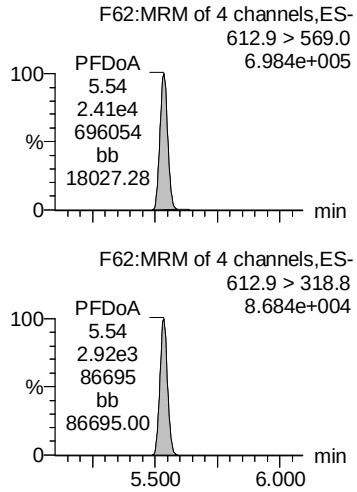


**PFTrDA**

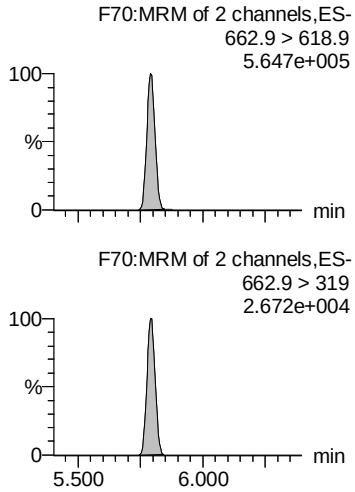


**PFTeDA**

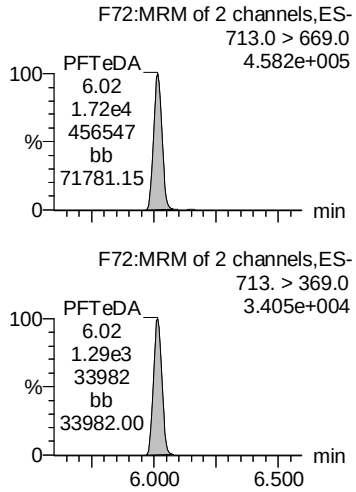


**13C4-PFBA**

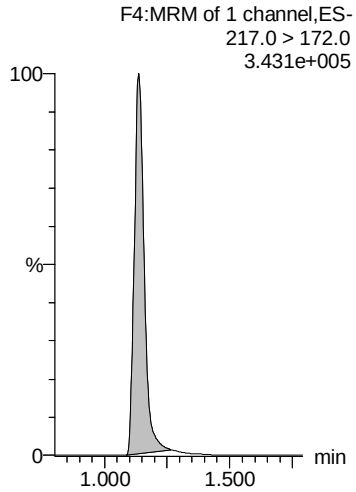


**13C2-PFDoA**

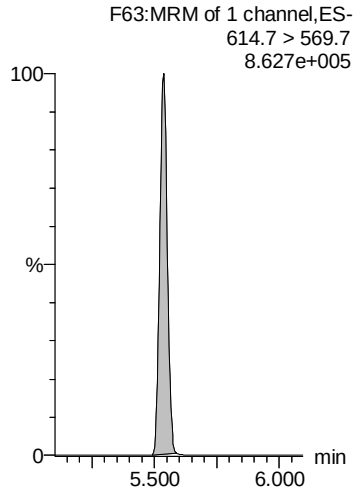


**13C2-PFDoA**

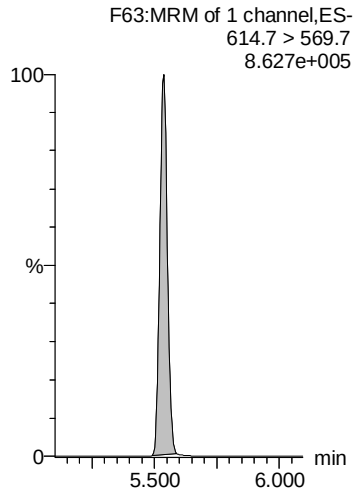


**13C2-PFTeDA**

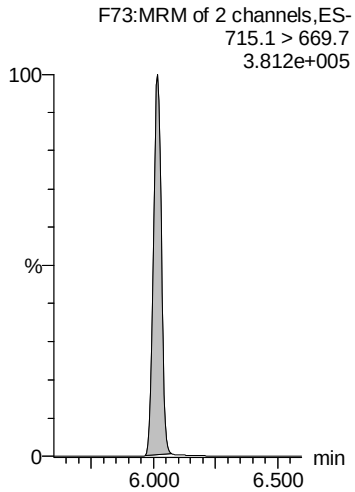


**13C8-PFOS**

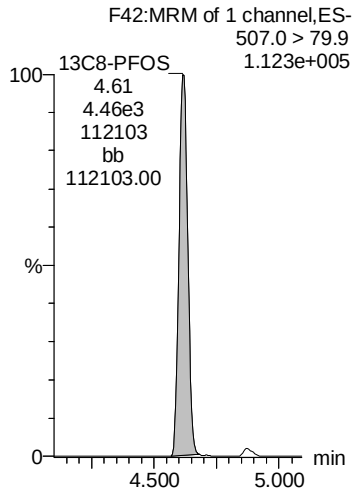


**13C3-PFHxS**

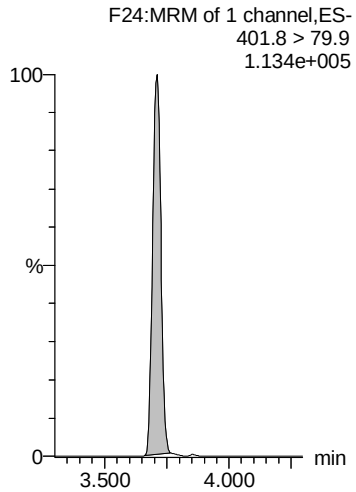

Dataset: Z:\Projects\PFAS.PRO\Results\190726M1\190726M1-15.qld

Last Altered: Monday, July 29, 2019 14:49:45 Pacific Daylight Time
Printed: Monday, July 29, 2019 14:50:57 Pacific Daylight Time

**Name: 190726M1_15, Date: 26-Jul-2019, Time: 10:55:54, ID: B9G0224-BSD1 LCSD 0.125, Description: LCSD**

**13C6-PFDA**

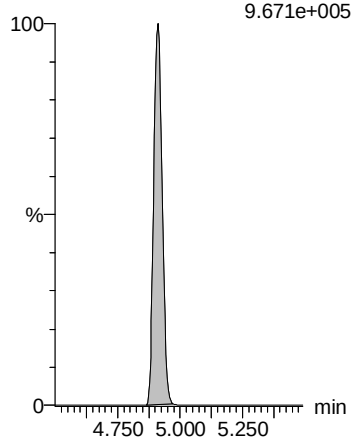


**13C7-PFUdA**

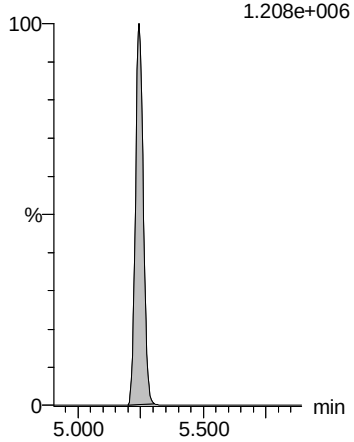


**13C4-PFOS**

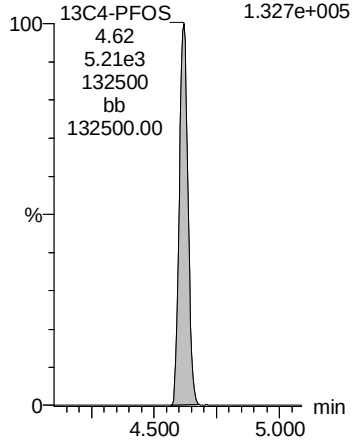


**13C9-PFNA**

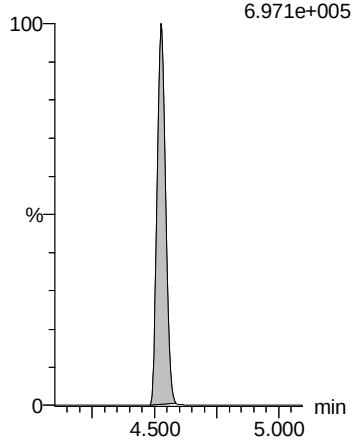


**13C5-PFHxA**

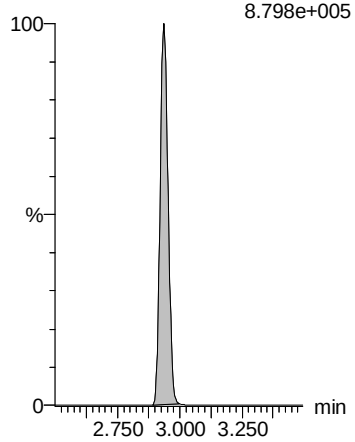

Vista Analytical Laboratory L14

Review: AMR 8/6/2019

Dataset: M:\Projects\PFAS.PRO\Results\190728M1\190728M1-48.qld

Last Altered: Monday, August 05, 2019 08:41:37 Pacific Daylight Time
Printed: Monday, August 05, 2019 08:41:51 Pacific Daylight Time

**Name: 190728M1_48, Date: 28-Jul-2019, Time: 23:25:15, ID: B9G0251-BLK1 Method Blank 0.125, Description: Method Blank**

| | # | Name | Trace | Area | IS Area | wt/vol | RRF Mean | Pred.RT | RT | Response | Conc. | %Rec | Ion Ratio | Ratio Out? |
|---|---|---|---|---|---|---|---|---|---|---|---|---|---|---|
| 1 | 5 | PFBS | 299.0 > 79.7 | | 1.47e3 | 0.125 | | 2.37 | | | | | | |
| 2 | 7 | PFHxA | 313.0 > 269.0 | | 5.70e3 | 0.125 | | 2.89 | | | | | | |
| 3 | 11 | PFHpA | 363.0 > 318.9 | | 7.60e3 | 0.125 | | 3.52 | | | | | | |
| 4 | 13 | L-PFHxS | 398.9 > 79.6 | | 2.68e3 | 0.125 | | 3.68 | | | | | | |
| 5 | 80 | Total PFHxS | 398.9 > 79.6 | 0.00e0 | 2.68e3 | 0.125 | | 3.83 | | 0.000 | | | | |
| 6 | 49 | 13C3-PFBS | 302.0 > 98.8 | 1.47e3 | 1.40e3 | 0.125 | 1.119 | 2.37 | 2.37 | 13.1 | 93.6355 | 93.6 | | |
| 7 | 52 | 13C2-PFHxA | 315.0 > 270.0 | 5.70e3 | 1.57e4 | 0.125 | 0.977 | 2.89 | 2.89 | 4.54 | 37.1737 | 92.9 | | |
| 8 | 53 | 13C4-PFHpA | 367.2 > 321.8 | 7.60e3 | 1.57e4 | 0.125 | 0.453 | 3.51 | 3.52 | 6.04 | 106.8201 | 106.8 | | |
| 9 | 54 | 13C3-PFHxS | 401.8 > 79.9 | 2.68e3 | 1.40e3 | 0.125 | 2.067 | 3.67 | 3.68 | 23.9 | 92.3409 | 92.3 | | |
| 10 | 54 | 13C3-PFHxS | 401.8 > 79.9 | 2.68e3 | 1.40e3 | 0.125 | 2.067 | 3.67 | 3.68 | 23.9 | 92.3409 | 92.3 | | |
| 11 | -1 | | | | | | | | | | | | | |
| 12 | 16 | L-PFOA | 412.8 > 368.9 | | 1.29e4 | 0.125 | | 4.05 | | | | | | |
| 13 | 81 | Total PFOA | 412.8 > 368.9 | 0.00e0 | 1.29e4 | 0.125 | | 4.21 | | 0.000 | | | | |
| 14 | 21 | PFNA | 463.0 > 418.8 | | 1.24e4 | 0.125 | | 4.50 | | | | | | |
| 15 | 23 | L-PFOS | 498.9 > 79.9 | | 3.22e3 | 0.125 | | 4.60 | | | | | | |
| 16 | 82 | Total PFOS | 498.9 > 79.9 | 0.00e0 | 3.22e3 | 0.125 | | 4.74 | | 0.000 | | | | |
| 17 | 58 | 13C2-PFOA | 414.9 > 369.7 | 1.29e4 | 2.13e4 | 0.125 | 0.680 | 4.05 | 4.05 | 7.56 | 88.9600 | 89.0 | | |
| 18 | 58 | 13C2-PFOA | 414.9 > 369.7 | 1.29e4 | 2.13e4 | 0.125 | 0.680 | 4.05 | 4.05 | 7.56 | 88.9600 | 89.0 | | |
| 19 | 56 | 13C5-PFNA | 468.2 > 422.9 | 1.24e4 | 1.60e4 | 0.125 | 0.993 | 4.50 | 4.50 | 9.69 | 78.0975 | 78.1 | | |
| 20 | 59 | 13C8-PFOS | 507.0 > 79.9 | 3.22e3 | 3.34e3 | 0.125 | 0.975 | 4.59 | 4.60 | 12.1 | 99.0401 | 99.0 | | |
| 21 | 59 | 13C8-PFOS | 507.0 > 79.9 | 3.22e3 | 3.34e3 | 0.125 | 0.975 | 4.59 | 4.60 | 12.1 | 99.0401 | 99.0 | | |
| 22 | -1 | | | | | | | | | | | | | |
| 23 | 26 | PFDA | 513 > 468.8 | | 1.22e4 | 0.125 | | 4.89 | | | | | | |
| 24 | 29 | L-MeFOSAA | 570 > 419 | | 3.75e3 | 0.125 | | 5.05 | | | | | | |
| 25 | 83 | Total N-MeFOSAA | 570. > 419 | 0.00e0 | 3.75e3 | 0.125 | | 5.19 | | 0.000 | | | | |
| 26 | 33 | PFUdA | 563.0 > 518.9 | | 1.64e4 | 0.125 | | 5.23 | | | | | | |
| 27 | 37 | PFDoA | 612.9 > 569.0 | | 1.76e4 | 0.125 | | 5.52 | | | | | | |
| 28 | 60 | 13C2-PFDA | 515.1 > 469.9 | 1.22e4 | 2.19e4 | 0.125 | 0.824 | 4.89 | 4.89 | 6.95 | 67.4924 | 67.5 | | |
| 29 | 62 | d3-N-MeFOSAA | 573.3 > 419 | 3.75e3 | 2.71e4 | 0.125 | 0.179 | 5.05 | 5.05 | 1.73 | 77.2106 | 77.2 | | |
| 30 | 62 | d3-N-MeFOSAA | 573.3 > 419 | 3.75e3 | 2.71e4 | 0.125 | 0.179 | 5.05 | 5.05 | 1.73 | 77.2106 | 77.2 | | |
| 31 | 63 | 13C2-PFUdA | 565 > 519.8 | 1.64e4 | 2.71e4 | 0.125 | 0.891 | 5.23 | 5.23 | 7.55 | 67.7705 | 67.8 | | |
| 32 | 65 | 13C2-PFDoA | 614.7 > 569.7 | 1.76e4 | 2.19e4 | 0.125 | 1.044 | 5.52 | 5.52 | 10.1 | 77.2046 | 77.2 | | |
| 33 | -1 | | | | | | | | | | | | | |
| 34 | 31 | L-EtFOSAA | 584.1 > 419 | | 4.48e3 | 0.125 | | 5.21 | | | | | | |
| 35 | 84 | Total N-EtFOSAA | 584.1 > 419 | 0.00e0 | 4.48e3 | 0.125 | | 5.33 | | 0.000 | | | | |
| 36 | 39 | PFTrDA | 662.9 > 618.9 | | 1.76e4 | 0.125 | | 5.77 | | | | | | |


NY 8/5/2019

Vista Analytical Laboratory L14

Review: AMR 8/6/2019

Dataset: M:\Projects\PFAS.PRO\Results\190728M1\190728M1-48.qld

Last Altered: Monday, August 05, 2019 08:41:37 Pacific Daylight Time
Printed: Monday, August 05, 2019 08:41:51 Pacific Daylight Time

**Name: 190728M1_48, Date: 28-Jul-2019, Time: 23:25:15, ID: B9G0251-BLK1 Method Blank 0.125, Description: Method Blank**

| | # | Name | Trace | Area | IS Area | wt/vol | RRF Mean | Pred.RT | RT | Response | Conc. | %Rec | Ion Ratio | Ratio Out? |
|---|---|---|---|---|---|---|---|---|---|---|---|---|---|---|
| 37 | 41 | PFTeDA | 713.0 > 669.0 | 2.48e1 | 1.14e4 | 0.125 | | 6.00 | 6.01 | 0.0272 | | | 12.302 | NO |
| 38 | 85 | TDCA | 498.3>106.9 | | | 0.125 | | 5.45 | | | | | | |
| 39 | 64 | d5-N-EtFOSAA | 589.3 > 419 | 4.48e3 | 2.71e4 | 0.125 | 0.222 | 5.21 | 5.21 | 2.06 | 74.3474 | 74.3 | | |
| 40 | 64 | d5-N-EtFOSAA | 589.3 > 419 | 4.48e3 | 2.71e4 | 0.125 | 0.222 | 5.21 | 5.21 | 2.06 | 74.3474 | 74.3 | | |
| 41 | 65 | 13C2-PFDoA | 614.7 > 569.7 | 1.76e4 | 2.19e4 | 0.125 | 1.044 | 5.52 | 5.52 | 10.1 | 77.2046 | 77.2 | | |
| 42 | 67 | 13C2-PFTeDA | 715.1 > 669.7 | 1.14e4 | 2.71e4 | 0.125 | 0.635 | 6.00 | 6.00 | 5.26 | 66.2253 | 66.2 | | |
| 43 | 59 | 13C8-PFOS | 507.0 > 79.9 | 3.22e3 | 3.34e3 | 0.125 | 0.975 | 4.59 | 4.60 | 12.1 | 99.0401 | 99.0 | | |
| 44 | -1 | | | | | | | | | | | | | |
| 45 | 73 | 13C5-PFHxA | 318.0 > 272.9 | 1.57e4 | 1.57e4 | 0.125 | 1.000 | 2.89 | 2.89 | 12.5 | 100.0000 | 100.0 | | |
| 46 | 75 | 13C8-PFOA | 420.9 > 376.0 | 2.13e4 | 2.13e4 | 0.125 | 1.000 | 4.05 | 4.05 | 12.5 | 100.0000 | 100.0 | | |
| 47 | 74 | 18O2-PFHxS | 403.0 > 102.6 | 1.40e3 | 1.40e3 | 0.125 | 1.000 | 3.67 | 3.68 | 12.5 | 100.0000 | 100.0 | | |
| 48 | 76 | 13C9-PFNA | 472.2 > 426.9 | 1.60e4 | 1.60e4 | 0.125 | 1.000 | 4.50 | 4.50 | 12.5 | 100.0000 | 100.0 | | |
| 49 | 77 | 13C4-PFOS | 503 > 79.9 | 3.34e3 | 3.34e3 | 0.125 | 1.000 | 4.59 | 4.60 | 12.5 | 100.0000 | 100.0 | | |
| 50 | 78 | 13C6-PFDA | 519.1 > 473.7 | 2.19e4 | 2.19e4 | 0.125 | 1.000 | 4.89 | 4.89 | 12.5 | 100.0000 | 100.0 | | |
| 51 | 79 | 13C7-PFUdA | 570.1 > 524.8 | 2.71e4 | 2.71e4 | 0.125 | 1.000 | 5.23 | 5.22 | 12.5 | 100.0000 | 100.0 | | |


NY 8/5/2019

Vista Analytical Laboratory L14

Review: AMR 8/6/2019

Dataset: M:\Projects\PFAS.PRO\Results\190728M1\190728M1-48.qld

Last Altered: Monday, August 05, 2019 08:41:37 Pacific Daylight Time
Printed: Monday, August 05, 2019 08:41:51 Pacific Daylight Time

**Method: M:\Projects\PFAS.PRO\MethDB\PFAS_FULL_80C_072819.mdb 29 Jul 2019 11:56:31**
**Calibration: M:\Projects\PFAS.PRO\CurveDB\C18_VAL-PFAS_Q4_07-28-19.cdb 28 Jul 2019 19:54:16**

**Name: 190728M1_48, Date: 28-Jul-2019, Time: 23:25:15, ID: B9G0251-BLK1 Method Blank 0.125, Description: Method Blank**

**PFBS**

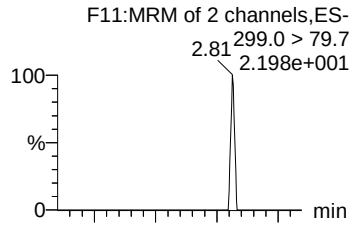


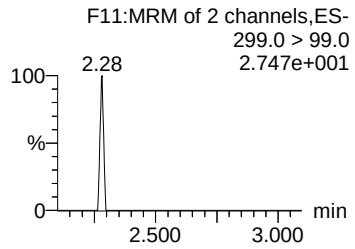


**PFHxA**

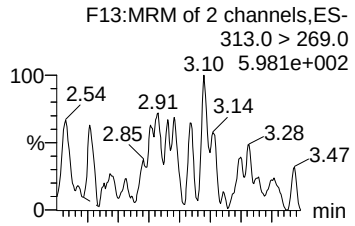


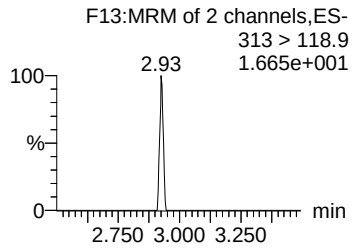


**PFHpA**

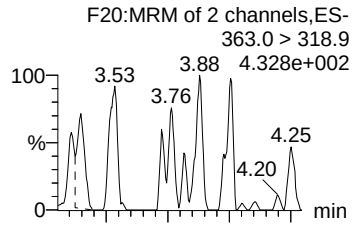


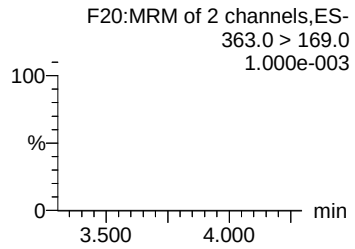


**L-PFHxS**

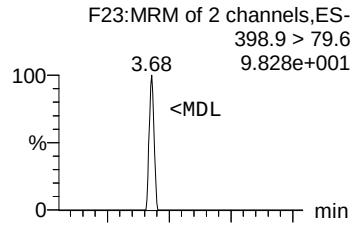


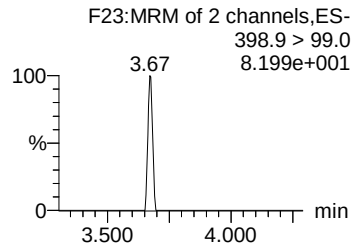


**Total PFHxS**

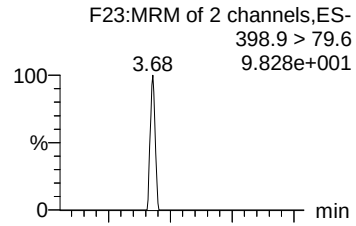


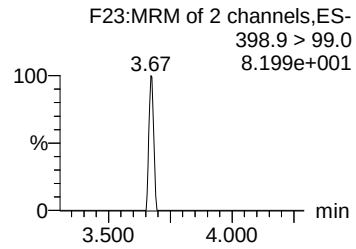


**13C3-PFBS**

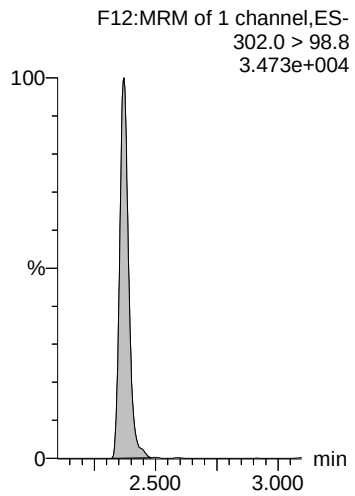


**13C2-PFHxA**

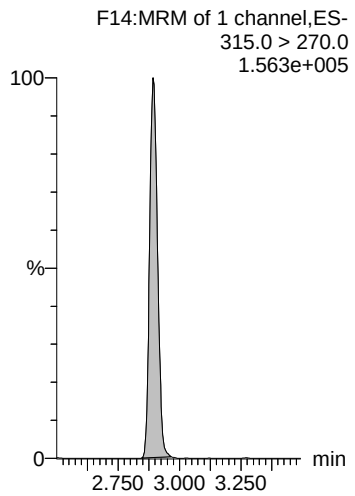


**13C4-PFHpA**

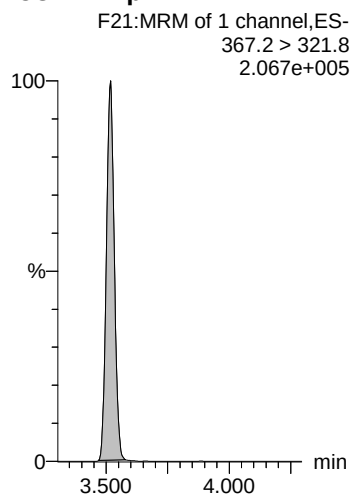


**13C3-PFHxS**

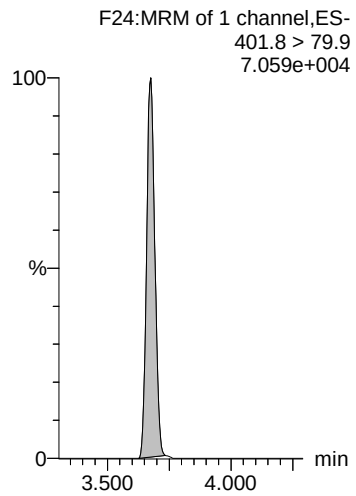


**13C3-PFHxS**

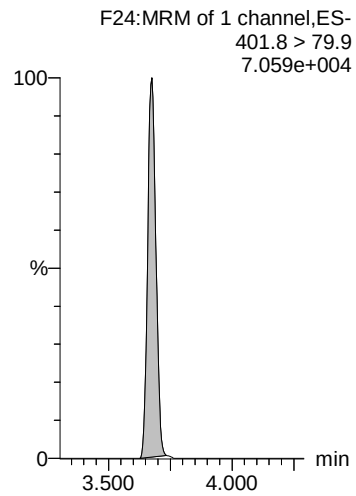



NY 8/5/2019

Vista Analytical Laboratory L14

Review: AMR 8/6/2019

Dataset: M:\Projects\PFAS.PRO\Results\190728M1\190728M1-48.qld

Last Altered: Monday, August 05, 2019 08:41:37 Pacific Daylight Time
Printed: Monday, August 05, 2019 08:41:51 Pacific Daylight Time

**Name: 190728M1_48, Date: 28-Jul-2019, Time: 23:25:15, ID: B9G0251-BLK1 Method Blank 0.125, Description: Method Blank**

**L-PFOA**

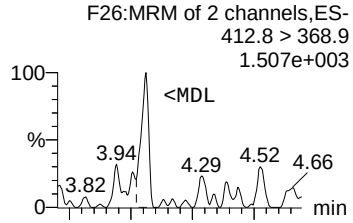


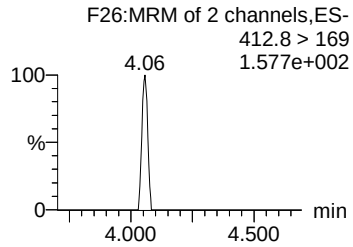


**Total PFOA**

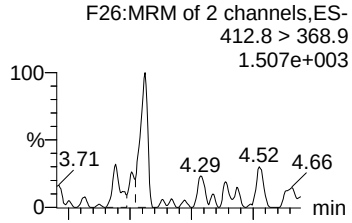


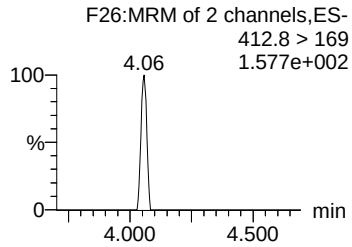


**PFNA**

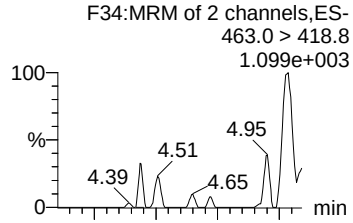


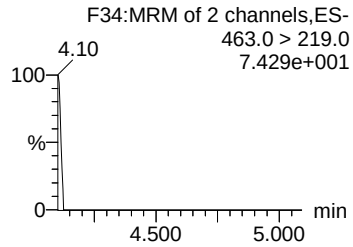


**L-PFOS**

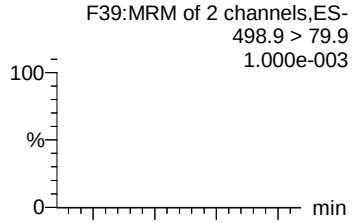


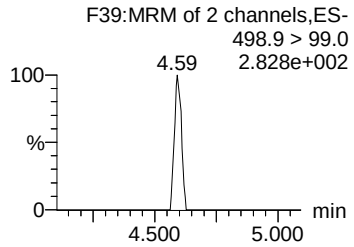


**Total PFOS**

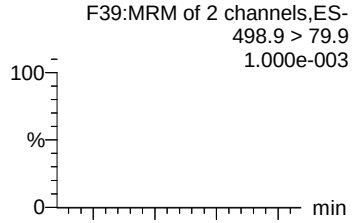


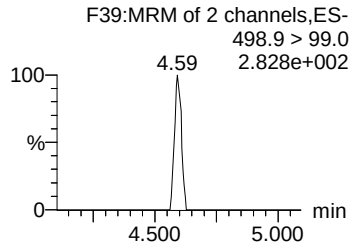


**13C2-PFOA**

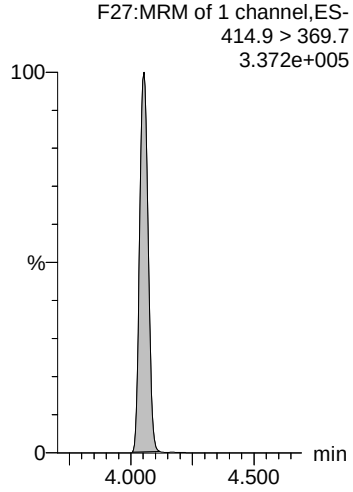


**13C2-PFOA**

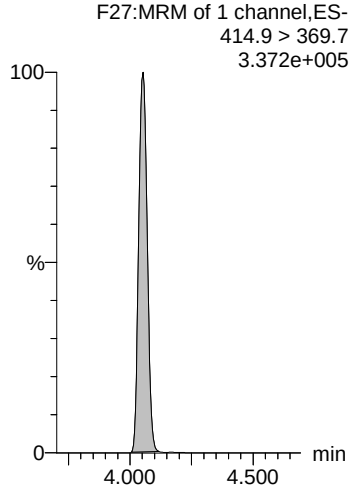


**13C5-PFNA**

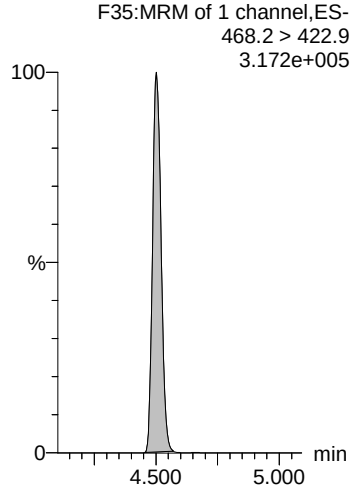


**13C8-PFOS**

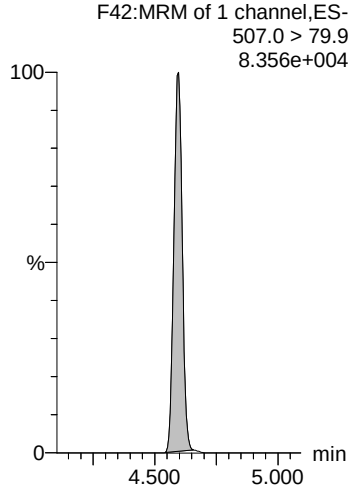


**13C8-PFOS**

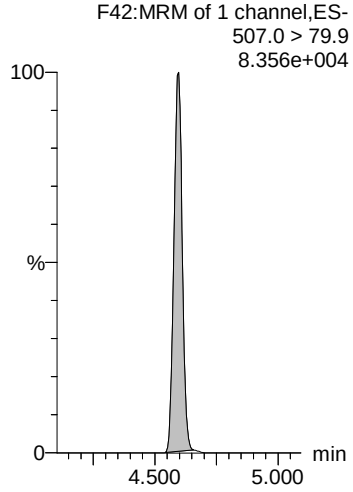



NY 8/5/2019

Review: AMR 8/6/2019

Dataset: M:\Projects\PFAS.PRO\Results\190728M1\190728M1-48.qld

Last Altered: Monday, August 05, 2019 08:41:37 Pacific Daylight Time
Printed: Monday, August 05, 2019 08:41:51 Pacific Daylight Time

**Name: 190728M1_48, Date: 28-Jul-2019, Time: 23:25:15, ID: B9G0251-BLK1 Method Blank 0.125, Description: Method Blank**

**PFDA**

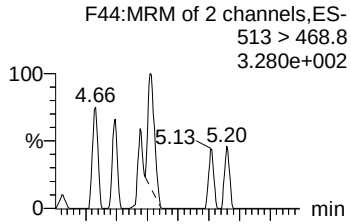


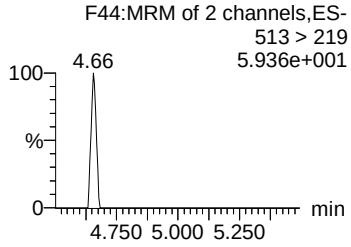


**L-MeFOSAA**

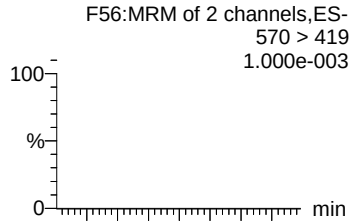


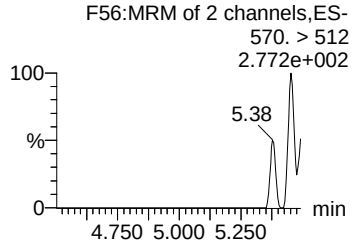


**Total N-MeFOSAA**

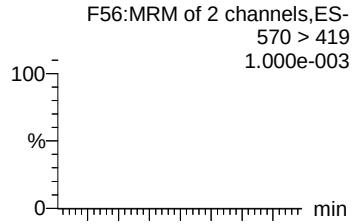


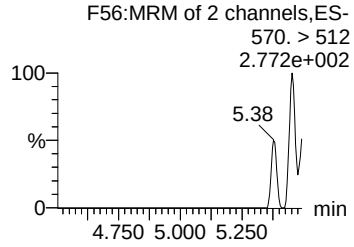


**PFUdA**

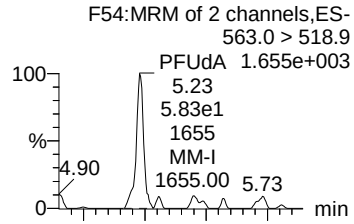


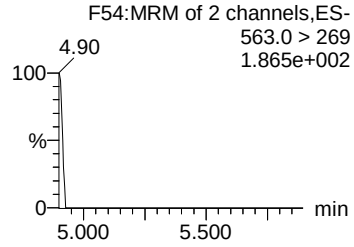


**PFDoA**

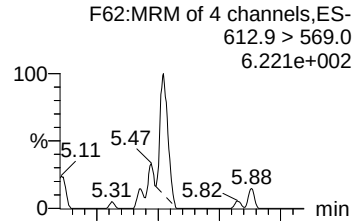


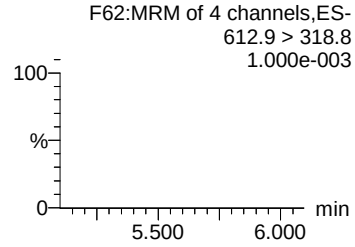


**13C2-PFDA**

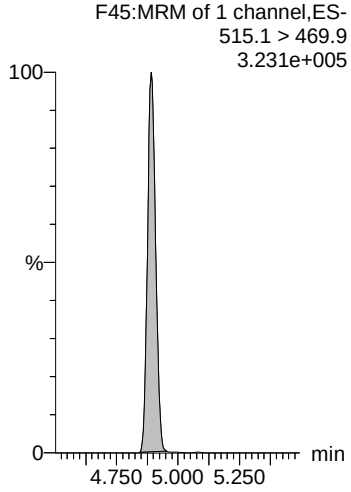


**d3-N-MeFOSAA**

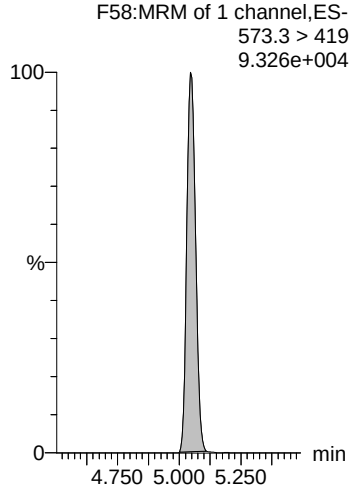


**d3-N-MeFOSAA**

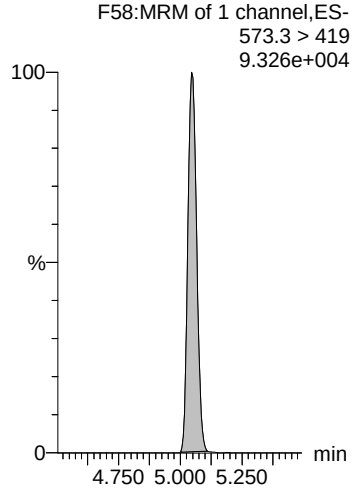


**13C2-PFUdA**

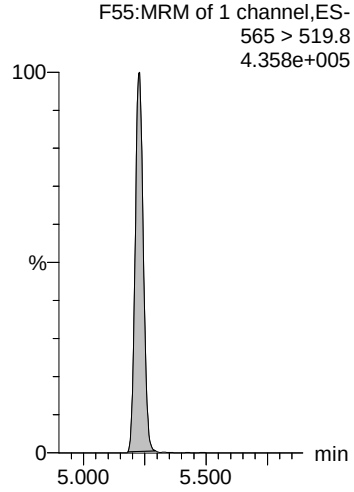


**13C2-PFDoA**

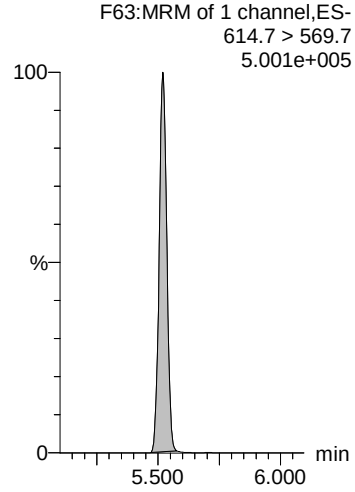



NY 8/5/2019

Review: AMR 8/6/2019

Dataset: M:\Projects\PFAS.PRO\Results\190728M1\190728M1-48.qld

Last Altered: Monday, August 05, 2019 08:41:37 Pacific Daylight Time
Printed: Monday, August 05, 2019 08:41:51 Pacific Daylight Time

**Name: 190728M1_48, Date: 28-Jul-2019, Time: 23:25:15, ID: B9G0251-BLK1 Method Blank 0.125, Description: Method Blank**

**L-EtFOSAA**

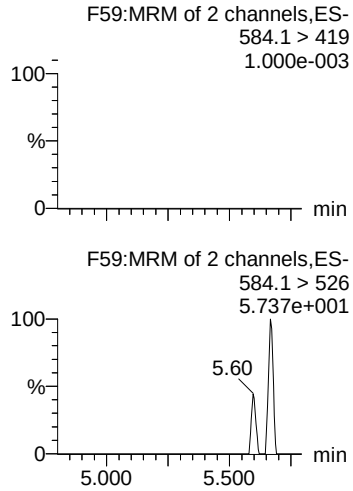


**Total N-EtFOSAA**

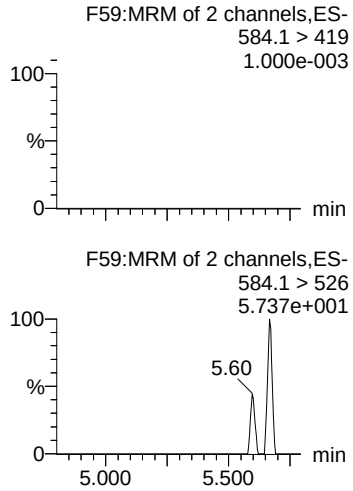


**PFTrDA**

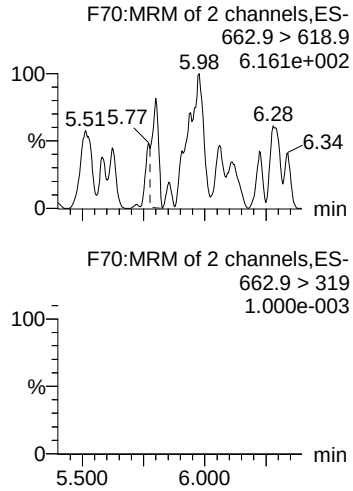


**PFTeDA**

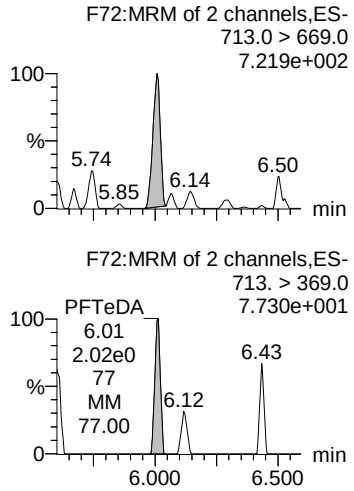


**TDCA**

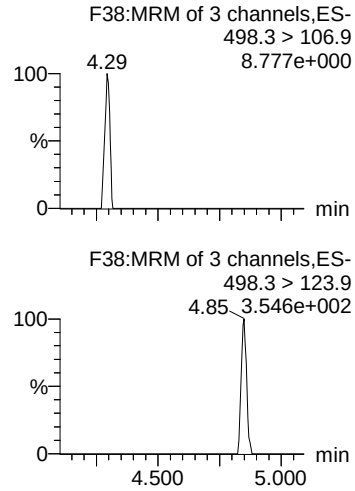


**d5-N-EtFOSAA**

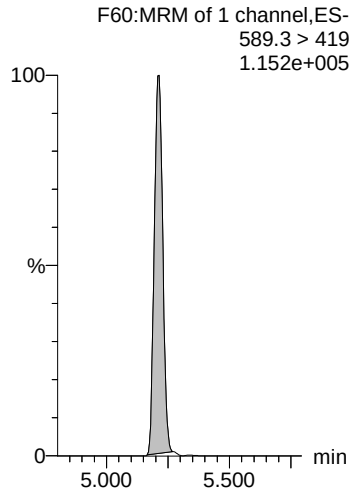


**d5-N-EtFOSAA**

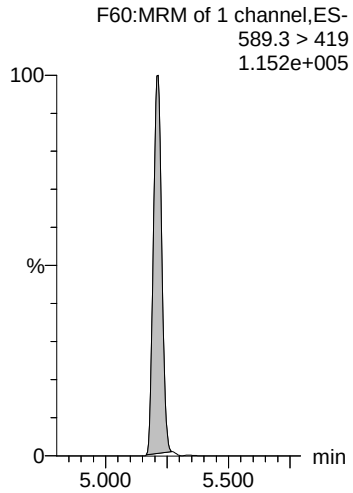


**13C2-PFDoA**

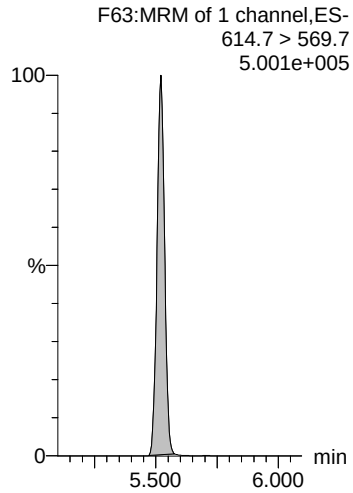


**13C2-PFTeDA**

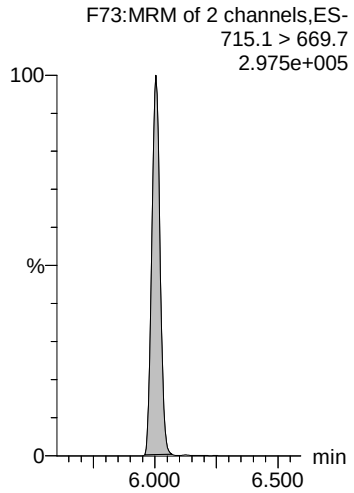


**13C8-PFOS**

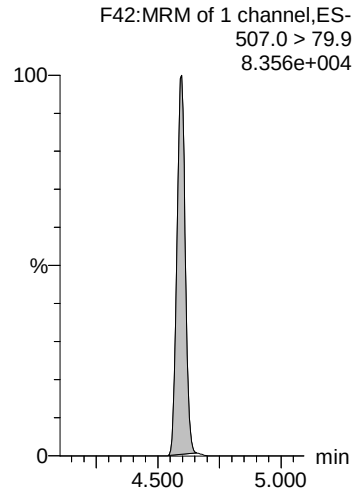




NY 8/5/2019

Review: AMR 8/6/2019

Dataset: M:\Projects\PFAS.PRO\Results\190728M1\190728M1-48.qld

Last Altered: Monday, August 05, 2019 08:41:37 Pacific Daylight Time
Printed: Monday, August 05, 2019 08:41:51 Pacific Daylight Time

**Name: 190728M1_48, Date: 28-Jul-2019, Time: 23:25:15, ID: B9G0251-BLK1 Method Blank 0.125, Description: Method Blank**

**13C5-PFHxA**

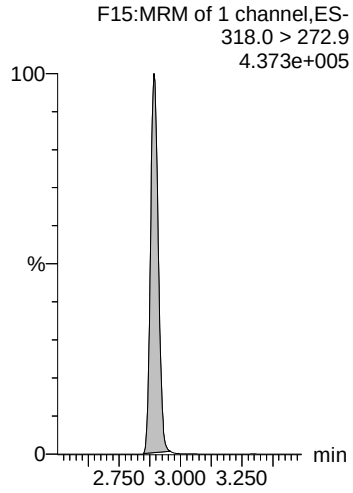


**13C8-PFOA**

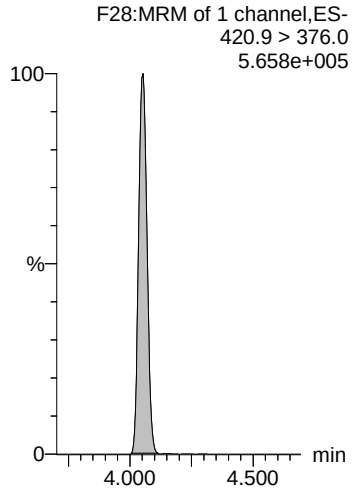


**18O2-PFHxS**

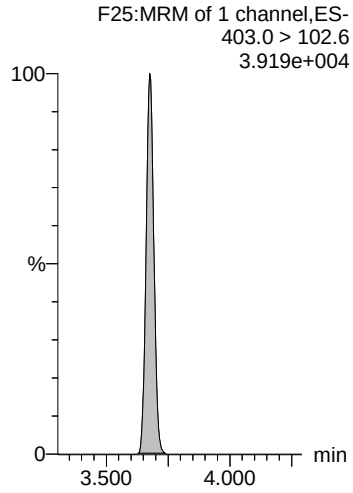


**13C9-PFNA**

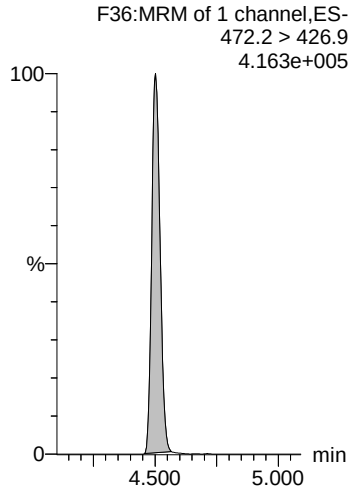


**13C4-PFOS**

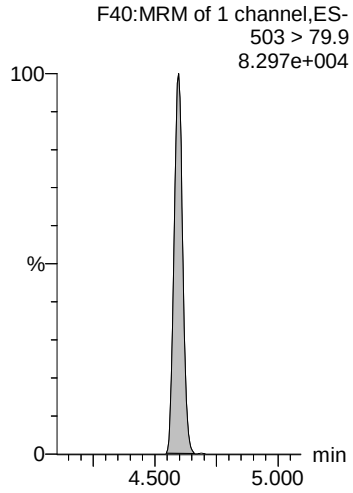


**13C6-PFDA**

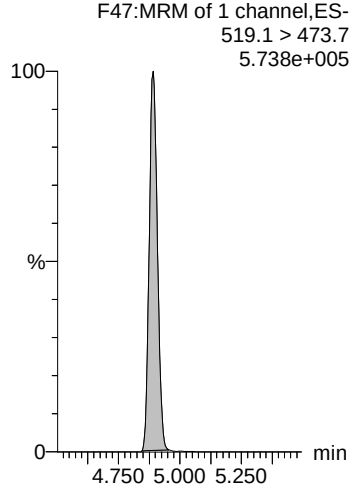


**13C7-PFUdA**

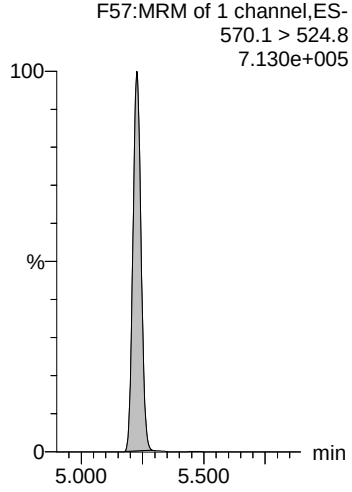




NY 8/5/2019

Vista Analytical Laboratory L14

Review: AMR 8/6/2019

Dataset: M:\Projects\PFAS.PRO\Results\190728M1\190728M1-46.qld

Last Altered: Monday, August 05, 2019 07:51:29 Pacific Daylight Time
Printed: Monday, August 05, 2019 07:56:16 Pacific Daylight Time

**Name: 190728M1_46, Date: 28-Jul-2019, Time: 23:04:04, ID: B9G0251-BS1 OPR 0.125, Description: OPR**

| | # | Name | Trace | Area | IS Area | wt/vol | RRF Mean | Pred.RT | RT | Response | Conc. | %Rec | Ion Ratio | Ratio Out? |
|---|---|---|---|---|---|---|---|---|---|---|---|---|---|---|
| 1 | 5 | PFBS | 299.0 > 79.7 | 2.84e3 | 1.53e3 | 0.125 | | 2.37 | 2.37 | 23.1 | 82.9870 | 103.7 | 3.045 | NO |
| 2 | 7 | PFHxA | 313.0 > 269.0 | 1.55e4 | 7.77e3 | 0.125 | | 2.89 | 2.90 | 9.95 | 89.4333 | 111.8 | 14.435 | NO |
| 3 | 11 | PFHpA | 363.0 > 318.9 | 9.97e3 | 8.96e3 | 0.125 | | 3.52 | 3.52 | 13.9 | 88.2905 | 110.4 | 9.679 | NO |
| 4 | 13 | L-PFHxS | 398.9 > 79.6 | 2.39e3 | 2.73e3 | 0.125 | | 3.68 | 3.68 | 10.9 | 90.7395 | 113.4 | 2.224 | NO |
| 5 | 80 | Total PFHxS | 398.9 > 79.6 | 2.39e3 | 2.73e3 | 0.125 | | 3.83 | | 10.9 | 90.7395 | | | |
| 6 | 49 | 13C3-PFBS | 302.0 > 98.8 | 1.53e3 | 1.41e3 | 0.125 | 1.119 | 2.37 | 2.37 | 13.6 | 96.9164 | 96.9 | | |
| 7 | 52 | 13C2-PFHxA | 315.0 > 270.0 | 7.77e3 | 2.10e4 | 0.125 | 0.977 | 2.89 | 2.89 | 4.62 | 37.8459 | 94.6 | | |
| 8 | 53 | 13C4-PFHpA | 367.2 > 321.8 | 8.96e3 | 2.10e4 | 0.125 | 0.453 | 3.51 | 3.52 | 5.33 | 94.1409 | 94.1 | | |
| 9 | 54 | 13C3-PFHxS | 401.8 > 79.9 | 2.73e3 | 1.41e3 | 0.125 | 2.067 | 3.67 | 3.68 | 24.2 | 93.5385 | 93.5 | | |
| 10 | 54 | 13C3-PFHxS | 401.8 > 79.9 | 2.73e3 | 1.41e3 | 0.125 | 2.067 | 3.67 | 3.68 | 24.2 | 93.5385 | 93.5 | | |
| 11 | -1 | | | | | | | | | | | | | |
| 12 | 16 | L-PFOA | 412.8 > 368.9 | 1.90e4 | 1.51e4 | 0.125 | | 4.05 | 4.05 | 15.8 | 87.8349 | 109.8 | 3.645 | NO |
| 13 | 81 | Total PFOA | 412.8 > 368.9 | 1.90e4 | 1.51e4 | 0.125 | | 4.21 | | 15.8 | 87.8349 | | | |
| 14 | 21 | PFNA | 463.0 > 418.8 | 1.53e4 | 1.49e4 | 0.125 | | 4.50 | 4.50 | 12.8 | 86.7167 | 108.4 | 4.010 | NO |
| 15 | 23 | L-PFOS | 498.9 > 79.9 | 2.69e3 | 2.99e3 | 0.125 | | 4.60 | 4.60 | 11.3 | 82.9512 | 103.7 | 2.040 | NO |
| 16 | 82 | Total PFOS | 498.9 > 79.9 | 2.69e3 | 2.99e3 | 0.125 | | 4.74 | | 11.3 | 82.9512 | | | |
| 17 | 58 | 13C2-PFOA | 414.9 > 369.7 | 1.51e4 | 2.47e4 | 0.125 | 0.680 | 4.05 | 4.05 | 7.64 | 89.8683 | 89.9 | | |
| 18 | 58 | 13C2-PFOA | 414.9 > 369.7 | 1.51e4 | 2.47e4 | 0.125 | 0.680 | 4.05 | 4.05 | 7.64 | 89.8683 | 89.9 | | |
| 19 | 56 | 13C5-PFNA | 468.2 > 422.9 | 1.49e4 | 1.75e4 | 0.125 | 0.993 | 4.50 | 4.50 | 10.7 | 86.2377 | 86.2 | | |
| 20 | 59 | 13C8-PFOS | 507.0 > 79.9 | 2.99e3 | 3.43e3 | 0.125 | 0.975 | 4.59 | 4.60 | 10.9 | 89.3712 | 89.4 | | |
| 21 | 59 | 13C8-PFOS | 507.0 > 79.9 | 2.99e3 | 3.43e3 | 0.125 | 0.975 | 4.59 | 4.60 | 10.9 | 89.3712 | 89.4 | | |
| 22 | -1 | | | | | | | | | | | | | |
| 23 | 26 | PFDA | 513 > 468.8 | 1.53e4 | 1.41e4 | 0.125 | | 4.89 | 4.89 | 13.5 | 85.9108 | 107.4 | 5.250 | NO |
| 24 | 29 | L-MeFOSAA | 570 > 419 | 6.74e3 | 3.69e3 | 0.125 | | 5.05 | 5.05 | 22.8 | 90.6795 | 113.3 | 2.321 | NO |
| 25 | 83 | Total N-MeFOSAA | 570. > 419 | 6.74e3 | 3.69e3 | 0.125 | | 5.19 | | 22.8 | 90.6795 | | | |
| 26 | 33 | PFUdA | 563.0 > 518.9 | 1.57e4 | 1.94e4 | 0.125 | | 5.23 | 5.23 | 10.1 | 87.4096 | 109.3 | 8.769 | NO |
| 27 | 37 | PFDoA | 612.9 > 569.0 | 1.74e4 | 1.87e4 | 0.125 | | 5.52 | 5.52 | 11.7 | 84.9225 | 106.2 | 8.304 | NO |
| 28 | 60 | 13C2-PFDA | 515.1 > 469.9 | 1.41e4 | 2.34e4 | 0.125 | 0.824 | 4.89 | 4.89 | 7.56 | 73.3476 | 73.3 | | |
| 29 | 62 | d3-N-MeFOSAA | 573.3 > 419 | 3.69e3 | 2.75e4 | 0.125 | 0.179 | 5.05 | 5.05 | 1.68 | 75.0089 | 75.0 | | |
| 30 | 62 | d3-N-MeFOSAA | 573.3 > 419 | 3.69e3 | 2.75e4 | 0.125 | 0.179 | 5.05 | 5.05 | 1.68 | 75.0089 | 75.0 | | |
| 31 | 63 | 13C2-PFUdA | 565 > 519.8 | 1.94e4 | 2.75e4 | 0.125 | 0.891 | 5.23 | 5.23 | 8.81 | 79.1364 | 79.1 | | |
| 32 | 65 | 13C2-PFDoA | 614.7 > 569.7 | 1.87e4 | 2.34e4 | 0.125 | 1.044 | 5.52 | 5.52 | 9.97 | 76.4288 | 76.4 | | |
| 33 | -1 | | | | | | | | | | | | | |
| 34 | 31 | L-EtFOSAA | 584.1 > 419 | 5.45e3 | 5.00e3 | 0.125 | | 5.21 | 5.22 | 13.6 | 89.3446 | 111.7 | 1.421 | NO |
| 35 | 84 | Total N-EtFOSAA | 584.1 > 419 | 5.45e3 | 5.00e3 | 0.125 | | 5.33 | | 13.6 | 89.3446 | | | |
| 36 | 39 | PFTrDA | 662.9 > 618.9 | 1.64e4 | 1.87e4 | 0.125 | | 5.78 | 5.78 | 11.0 | 74.3397 | 92.9 | 20.729 | NO |


NY 8/5/2019

Vista Analytical Laboratory L14

Review: AMR 8/6/2019

Dataset: M:\Projects\PFAS.PRO\Results\190728M1\190728M1-46.qld

Last Altered: Monday, August 05, 2019 07:51:29 Pacific Daylight Time
Printed: Monday, August 05, 2019 07:56:16 Pacific Daylight Time

**Name: 190728M1_46, Date: 28-Jul-2019, Time: 23:04:04, ID: B9G0251-BS1 OPR 0.125, Description: OPR**

| | # | Name | Trace | Area | IS Area | wt/vol | RRF Mean | Pred.RT | RT | Response | Conc. | %Rec | Ion Ratio | Ratio Out? |
|---|---|---|---|---|---|---|---|---|---|---|---|---|---|---|
| 37 | 41 | PFTeDA | 713.0 > 669.0 | 1.34e4 | 1.07e4 | 0.125 | | 6.00 | 6.00 | 15.7 | 86.8180 | 108.5 | 13.358 | NO |
| 38 | 85 | TDCA | 498.3>106.9 | | | 0.125 | | 5.45 | | | | | | |
| 39 | 64 | d5-N-EtFOSAA | 589.3 > 419 | 5.00e3 | 2.75e4 | 0.125 | 0.222 | 5.21 | 5.21 | 2.27 | 81.9307 | 81.9 | | |
| 40 | 64 | d5-N-EtFOSAA | 589.3 > 419 | 5.00e3 | 2.75e4 | 0.125 | 0.222 | 5.21 | 5.21 | 2.27 | 81.9307 | 81.9 | | |
| 41 | 65 | 13C2-PFDoA | 614.7 > 569.7 | 1.87e4 | 2.34e4 | 0.125 | 1.044 | 5.52 | 5.52 | 9.97 | 76.4288 | 76.4 | | |
| 42 | 67 | 13C2-PFTeDA | 715.1 > 669.7 | 1.07e4 | 2.75e4 | 0.125 | 0.635 | 6.00 | 6.00 | 4.86 | 61.1345 | 61.1 | | |
| 43 | 59 | 13C8-PFOS | 507.0 > 79.9 | 2.99e3 | 3.43e3 | 0.125 | 0.975 | 4.59 | 4.60 | 10.9 | 89.3712 | 89.4 | | |
| 44 | -1 | | | | | | | | | | | | | |
| 45 | 73 | 13C5-PFHxA | 318.0 > 272.9 | 2.10e4 | 2.10e4 | 0.125 | 1.000 | 2.89 | 2.89 | 12.5 | 100.0000 | 100.0 | | |
| 46 | 75 | 13C8-PFOA | 420.9 > 376.0 | 2.47e4 | 2.47e4 | 0.125 | 1.000 | 4.05 | 4.05 | 12.5 | 100.0000 | 100.0 | | |
| 47 | 74 | 18O2-PFHxS | 403.0 > 102.6 | 1.41e3 | 1.41e3 | 0.125 | 1.000 | 3.67 | 3.68 | 12.5 | 100.0000 | 100.0 | | |
| 48 | 76 | 13C9-PFNA | 472.2 > 426.9 | 1.75e4 | 1.75e4 | 0.125 | 1.000 | 4.50 | 4.50 | 12.5 | 100.0000 | 100.0 | | |
| 49 | 77 | 13C4-PFOS | 503 > 79.9 | 3.43e3 | 3.43e3 | 0.125 | 1.000 | 4.59 | 4.60 | 12.5 | 100.0000 | 100.0 | | |
| 50 | 78 | 13C6-PFDA | 519.1 > 473.7 | 2.34e4 | 2.34e4 | 0.125 | 1.000 | 4.89 | 4.89 | 12.5 | 100.0000 | 100.0 | | |
| 51 | 79 | 13C7-PFUdA | 570.1 > 524.8 | 2.75e4 | 2.75e4 | 0.125 | 1.000 | 5.23 | 5.23 | 12.5 | 100.0000 | 100.0 | | |


NY 8/5/2019

Vista Analytical Laboratory L14

Review: AMR 8/6/2019

Dataset: M:\Projects\PFAS.PRO\Results\190728M1\190728M1-46.qld

Last Altered: Monday, August 05, 2019 07:51:29 Pacific Daylight Time
Printed: Monday, August 05, 2019 07:56:16 Pacific Daylight Time

**Method: M:\Projects\PFAS.PRO\MethDB\PFAS_FULL_80C_072819.mdb 29 Jul 2019 11:56:31**
**Calibration: M:\Projects\PFAS.PRO\CurveDB\C18_VAL-PFAS_Q4_07-28-19.cdb 28 Jul 2019 19:54:16**

**Name: 190728M1_46, Date: 28-Jul-2019, Time: 23:04:04, ID: B9G0251-BS1 OPR 0.125, Description: OPR**

**PFBS**

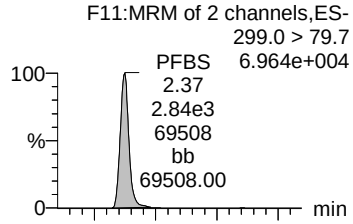


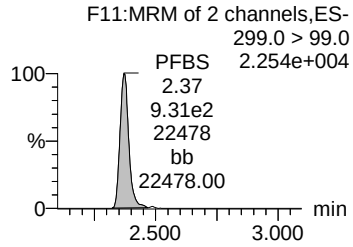


**PFHxA**

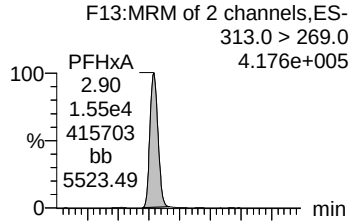


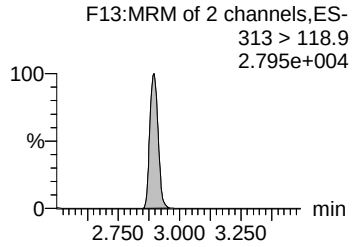


**PFHpA**

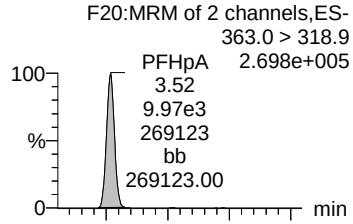


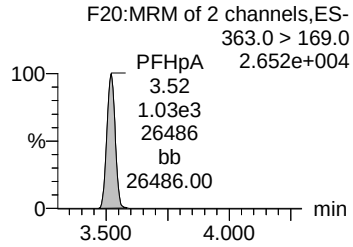


**L-PFHxS**

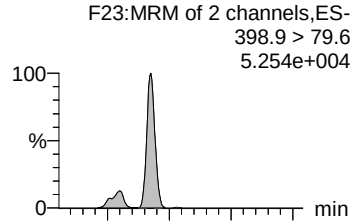


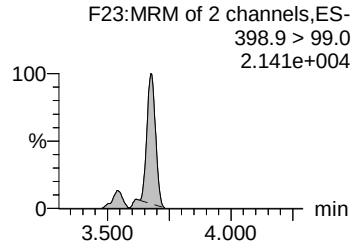


**Total PFHxS**

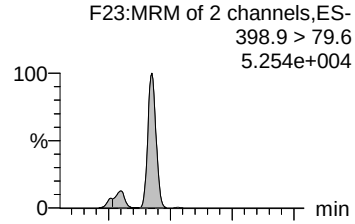


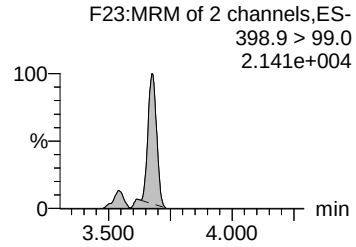


**13C3-PFBS**

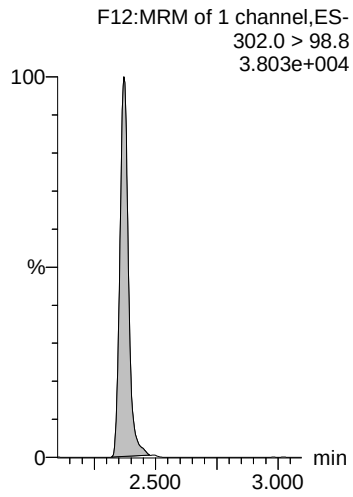


**13C2-PFHxA**

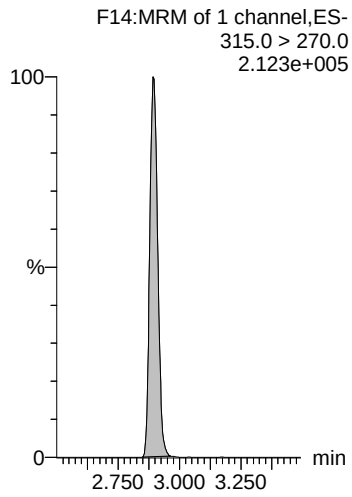


**13C4-PFHpA**

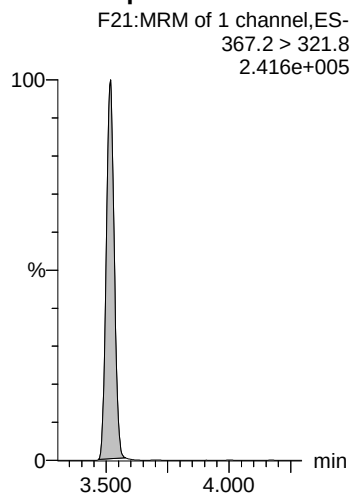


**13C3-PFHxS**

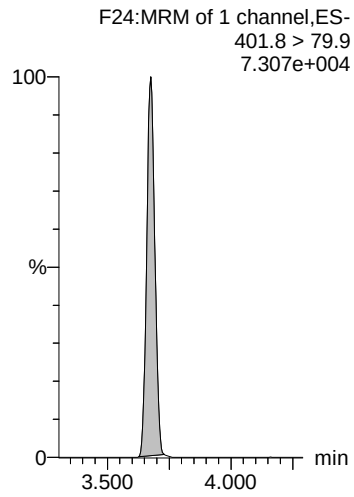


**13C3-PFHxS**

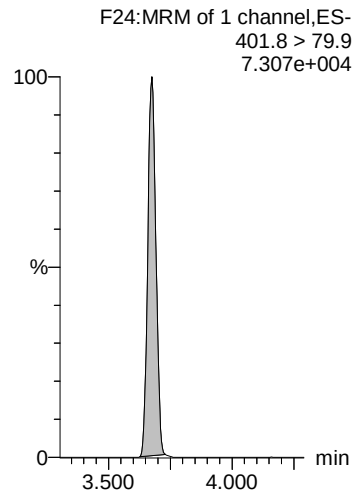


 NY 8/5/2019

Review: AMR 8/6/2019

Dataset: M:\Projects\PFAS.PRO\Results\190728M1\190728M1-46.qld

Last Altered: Monday, August 05, 2019 07:51:29 Pacific Daylight Time
Printed: Monday, August 05, 2019 07:56:16 Pacific Daylight Time

**Name: 190728M1_46, Date: 28-Jul-2019, Time: 23:04:04, ID: B9G0251-BS1 OPR 0.125, Description: OPR**

**L-PFOA**

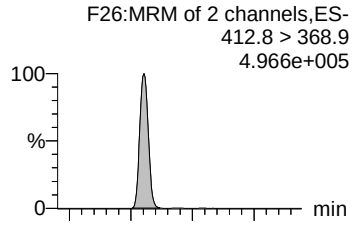


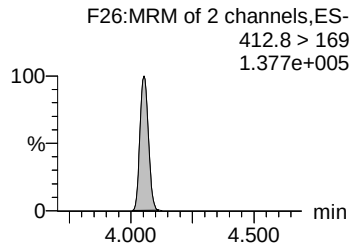


**Total PFOA**

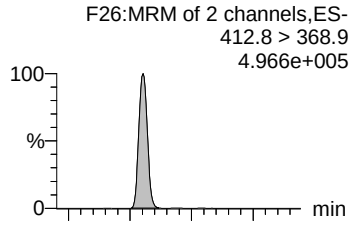


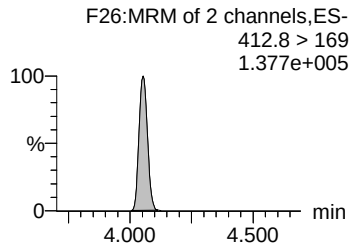


**PFNA**

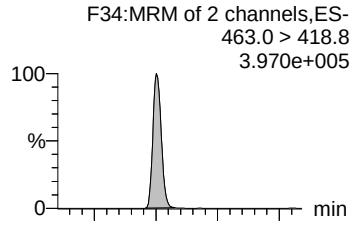


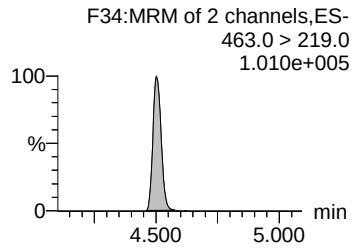


**L-PFOS**

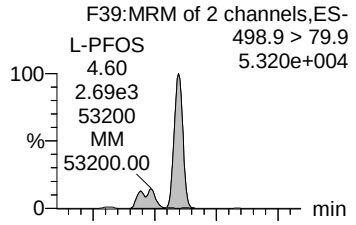


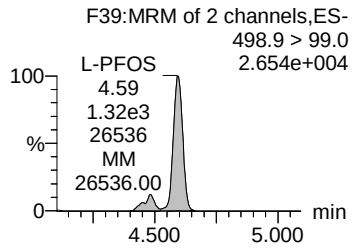


**Total PFOS**

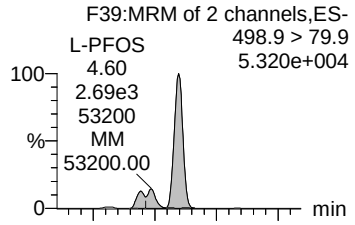


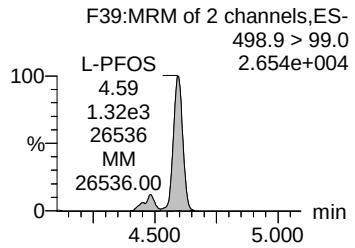


**13C2-PFOA**

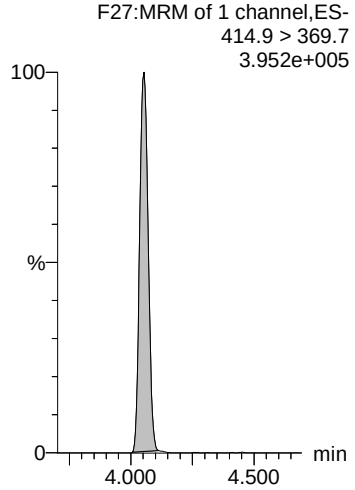


**13C2-PFOA**

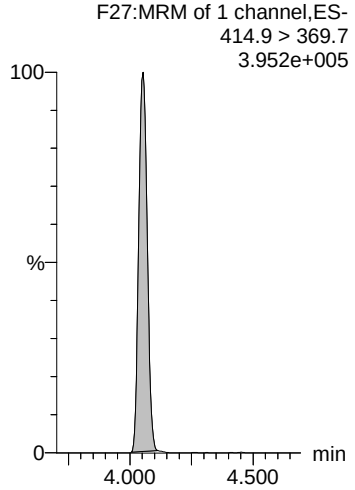


**13C5-PFNA**

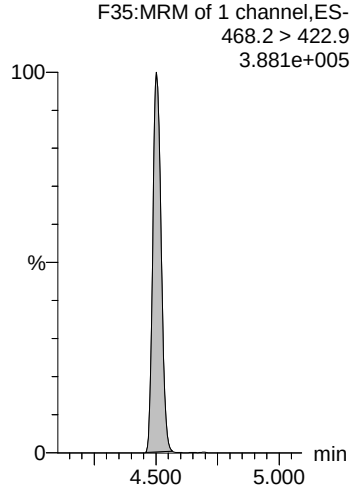


**13C8-PFOS**

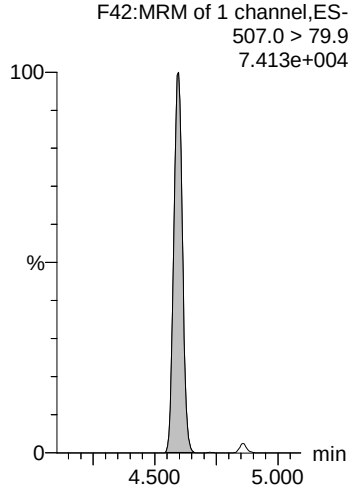


**13C8-PFOS**

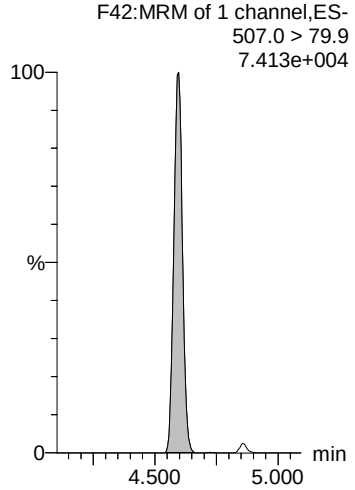




NY 8/5/2019

Review: AMR 8/6/2019

Dataset: M:\Projects\PFAS.PRO\Results\190728M1\190728M1-46.qld

Last Altered: Monday, August 05, 2019 07:51:29 Pacific Daylight Time
Printed: Monday, August 05, 2019 07:56:16 Pacific Daylight Time

**Name: 190728M1_46, Date: 28-Jul-2019, Time: 23:04:04, ID: B9G0251-BS1 OPR 0.125, Description: OPR**

**PFDA**

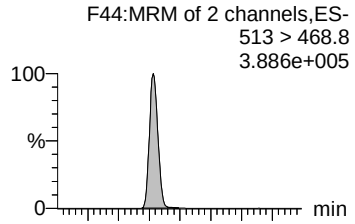


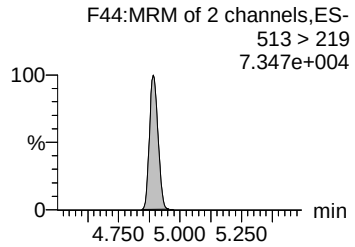


**L-MeFOSAA**

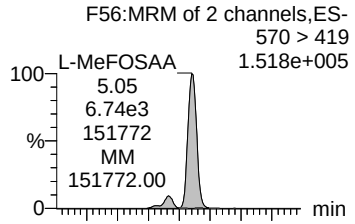


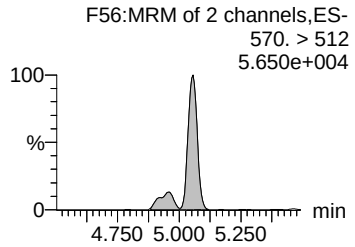


**Total N-MeFOSAA**

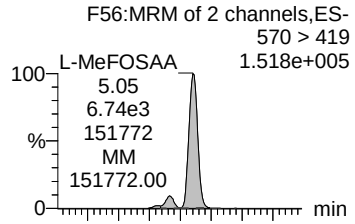


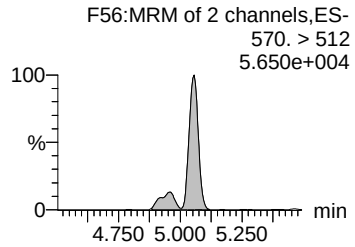


**PFUdA**

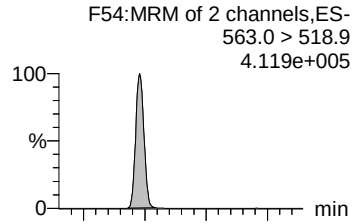


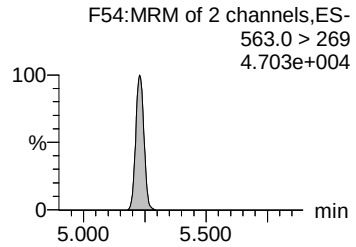


**PFDoA**

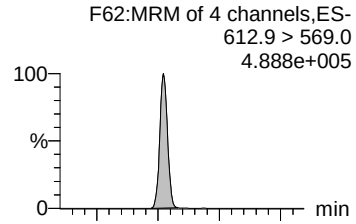


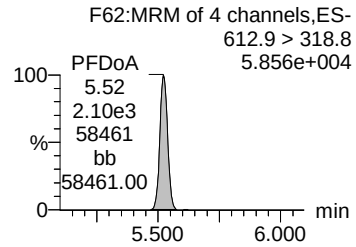


**13C2-PFDA**

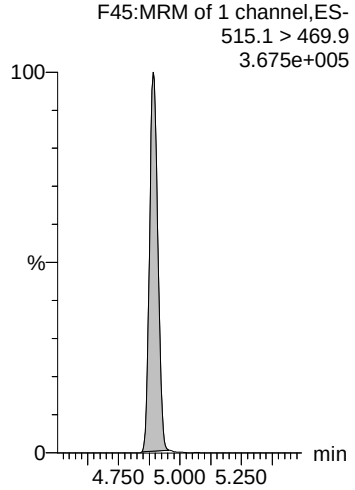


**d3-N-MeFOSAA**

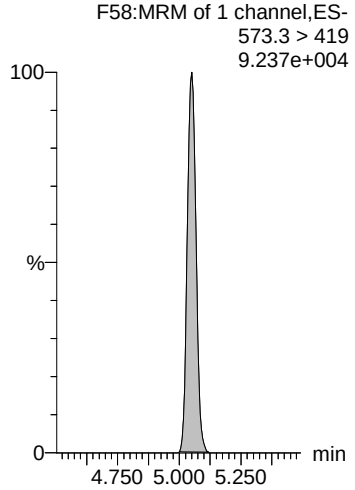


**d3-N-MeFOSAA**

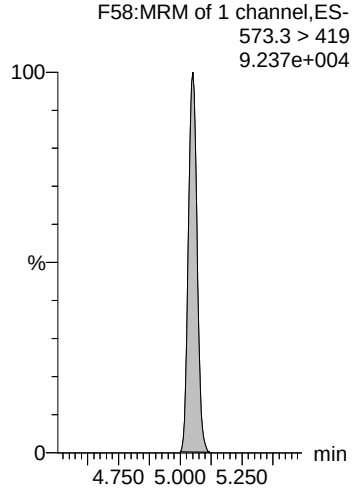


**13C2-PFUdA**

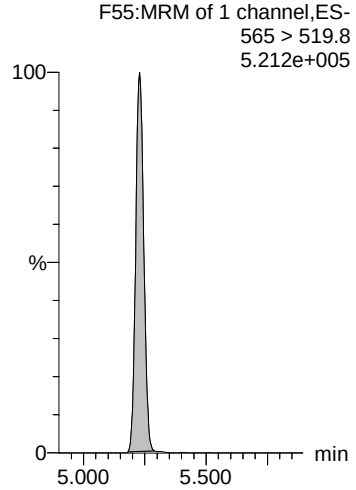


**13C2-PFDoA**

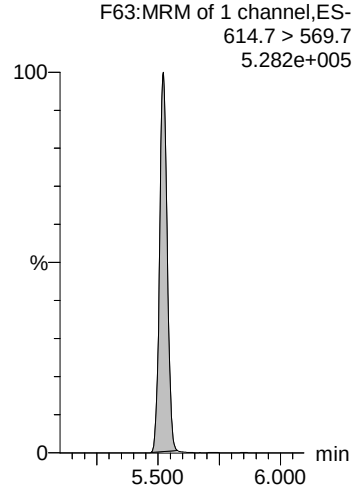




NY 8/5/2019

Review: AMR 8/6/2019

Dataset: M:\Projects\PFAS.PRO\Results\190728M1\190728M1-46.qld

Last Altered: Monday, August 05, 2019 07:51:29 Pacific Daylight Time
Printed: Monday, August 05, 2019 07:56:16 Pacific Daylight Time

**Name: 190728M1_46, Date: 28-Jul-2019, Time: 23:04:04, ID: B9G0251-BS1 OPR 0.125, Description: OPR**

**L-EtFOSAA**

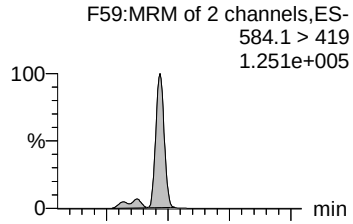


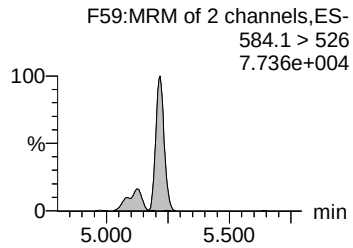


**Total N-EtFOSAA**

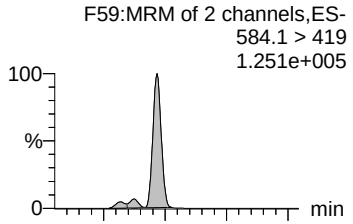


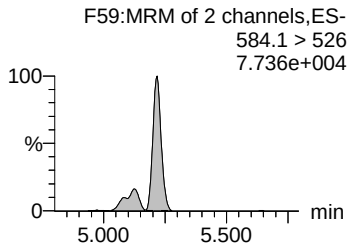


**PFTrDA**

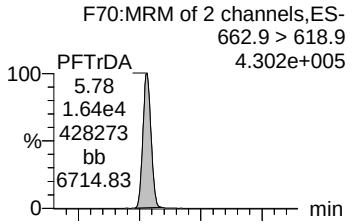


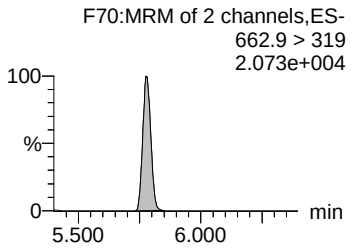


**PFTeDA**

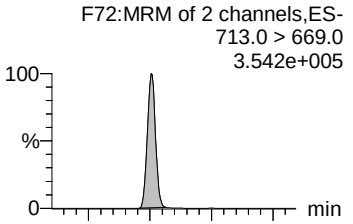


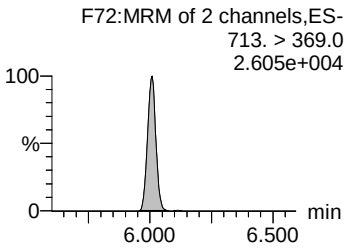


**TDCA**

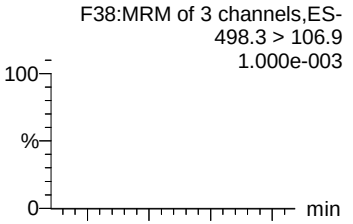


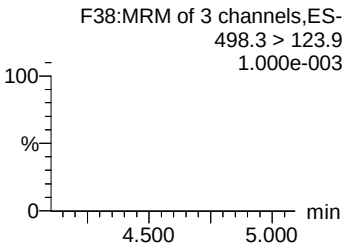


**d5-N-EtFOSAA**

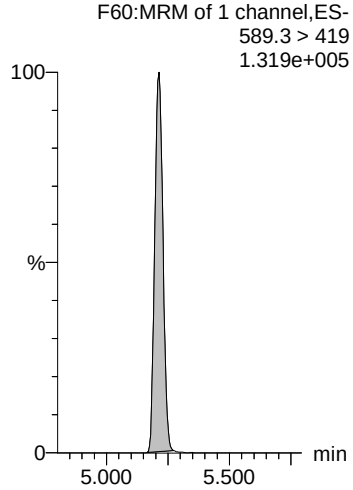


**d5-N-EtFOSAA**

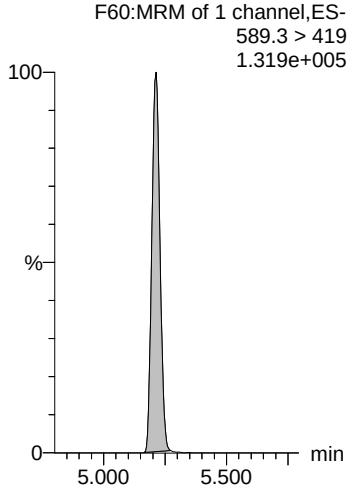


**13C2-PFDoA**

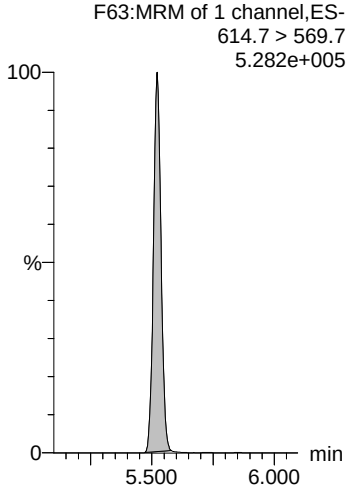


**13C2-PFTeDA**

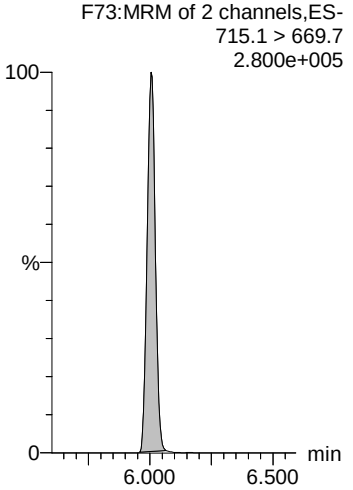


**13C8-PFOS**

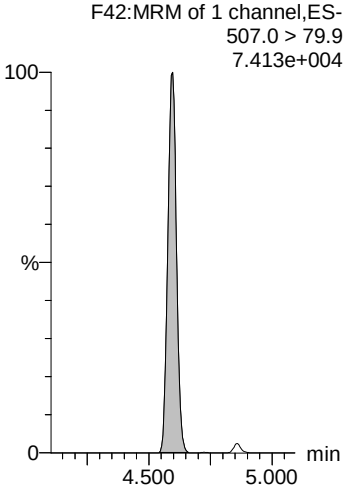




NY 8/5/2019

Review: AMR 8/6/2019

Dataset: M:\Projects\PFAS.PRO\Results\190728M1\190728M1-46.qld

Last Altered: Monday, August 05, 2019 07:51:29 Pacific Daylight Time
Printed: Monday, August 05, 2019 07:56:16 Pacific Daylight Time

**Name: 190728M1_46, Date: 28-Jul-2019, Time: 23:04:04, ID: B9G0251-BS1 OPR 0.125, Description: OPR**

**13C5-PFHxA**

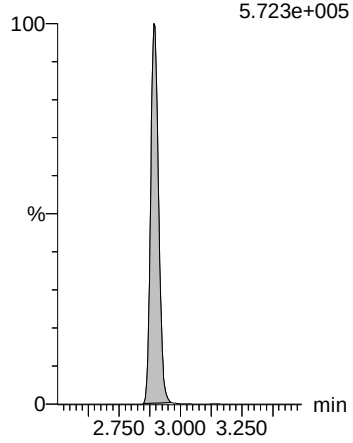


**13C8-PFOA**

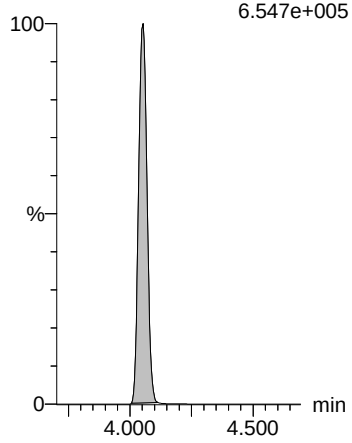


**18O2-PFHxS**

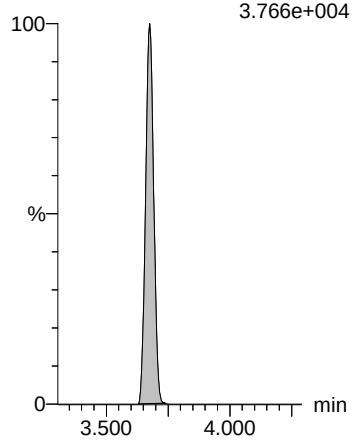


**13C9-PFNA**

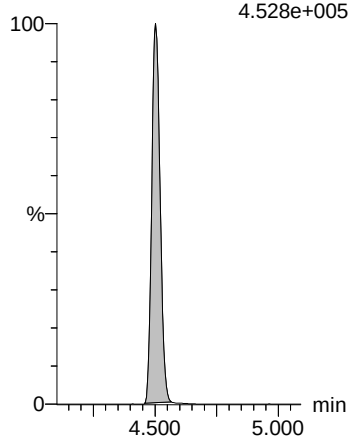


**13C4-PFOS**

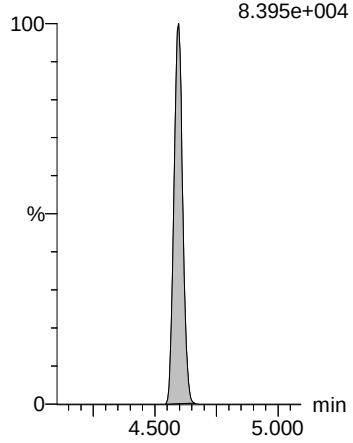


**13C6-PFDA**

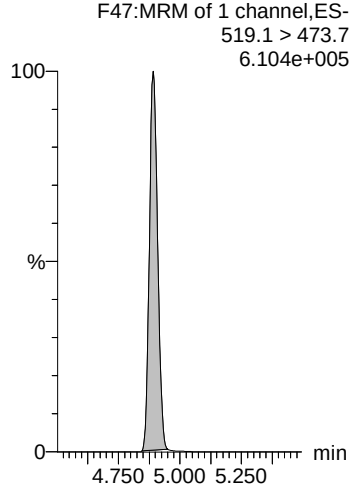


**13C7-PFUdA**

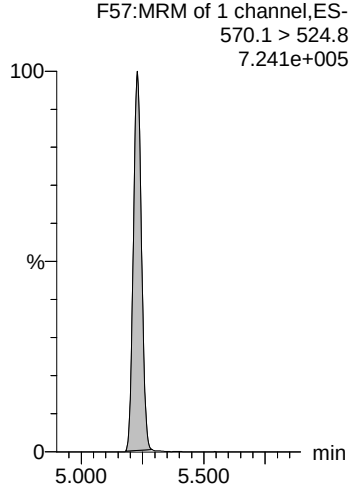




NY 8/5/2019

Vista Analytical Laboratory L14

Review: AMR 8/6/2019

Dataset: M:\Projects\PFAS.PRO\Results\190728M1\190728M1-47.qld

Last Altered: Monday, August 05, 2019 08:04:40 Pacific Daylight Time
Printed: Monday, August 05, 2019 08:10:26 Pacific Daylight Time

**Name: 190728M1_47, Date: 28-Jul-2019, Time: 23:14:36, ID: B9G0251-BSD1 LCSD 0.125, Description: LCSD**

| | # | Name | Trace | Area | IS Area | wt/vol | RRF Mean | Pred.RT | RT | Response | Conc. | %Rec | Ion Ratio | Ratio Out? |
|---|---|---|---|---|---|---|---|---|---|---|---|---|---|---|
| 1 | 5 | PFBS | 299.0 > 79.7 | 2.42e3 | 1.33e3 | 0.125 | | 2.37 | 2.37 | 22.7 | 81.3982 | 101.7 | 3.206 | NO |
| 2 | 7 | PFHxA | 313.0 > 269.0 | 1.36e4 | 6.88e3 | 0.125 | | 2.90 | 2.90 | 9.87 | 88.6796 | 110.8 | 16.201 | NO |
| 3 | 11 | PFHpA | 363.0 > 318.9 | 8.51e3 | 7.74e3 | 0.125 | | 3.52 | 3.52 | 13.7 | 87.2226 | 109.0 | 9.971 | NO |
| 4 | 13 | L-PFHxS | 398.9 > 79.6 | 1.98e3 | 2.24e3 | 0.125 | | 3.67 | 3.68 | 11.0 | 91.8038 | 114.8 | 2.343 | NO |
| 5 | 80 | Total PFHxS | 398.9 > 79.6 | 1.98e3 | 2.24e3 | 0.125 | | 3.83 | | 11.0 | 91.8038 | | | |
| 6 | 49 | 13C3-PFBS | 302.0 > 98.8 | 1.33e3 | 1.31e3 | 0.125 | 1.119 | 2.37 | 2.37 | 12.7 | 90.8268 | 90.8 | | |
| 7 | 52 | 13C2-PFHxA | 315.0 > 270.0 | 6.88e3 | 1.92e4 | 0.125 | 0.977 | 2.89 | 2.90 | 4.47 | 36.6382 | 91.6 | | |
| 8 | 53 | 13C4-PFHpA | 367.2 > 321.8 | 7.74e3 | 1.92e4 | 0.125 | 0.453 | 3.51 | 3.52 | 5.03 | 88.8423 | 88.8 | | |
| 9 | 54 | 13C3-PFHxS | 401.8 > 79.9 | 2.24e3 | 1.31e3 | 0.125 | 2.067 | 3.67 | 3.67 | 21.4 | 82.7478 | 82.7 | | |
| 10 | 54 | 13C3-PFHxS | 401.8 > 79.9 | 2.24e3 | 1.31e3 | 0.125 | 2.067 | 3.67 | 3.67 | 21.4 | 82.7478 | 82.7 | | |
| 11 | -1 | | | | | | | | | | | | | |
| 12 | 16 | L-PFOA | 412.8 > 368.9 | 1.66e4 | 1.28e4 | 0.125 | | 4.05 | 4.05 | 16.2 | 90.3417 | 112.9 | 3.896 | NO |
| 13 | 81 | Total PFOA | 412.8 > 368.9 | 1.66e4 | 1.28e4 | 0.125 | | 4.21 | | 16.2 | 90.3417 | | | |
| 14 | 21 | PFNA | 463.0 > 418.8 | 1.20e4 | 1.18e4 | 0.125 | | 4.50 | 4.50 | 12.7 | 86.4609 | 108.1 | 3.978 | NO |
| 15 | 23 | L-PFOS | 498.9 > 79.9 | 2.30e3 | 2.58e3 | 0.125 | | 4.60 | 4.60 | 11.1 | 81.9680 | 102.5 | 2.114 | NO |
| 16 | 82 | Total PFOS | 498.9 > 79.9 | 2.30e3 | 2.58e3 | 0.125 | | 4.74 | | 11.1 | 81.9680 | | | |
| 17 | 58 | 13C2-PFOA | 414.9 > 369.7 | 1.28e4 | 2.27e4 | 0.125 | 0.680 | 4.05 | 4.05 | 7.06 | 83.1024 | 83.1 | | |
| 18 | 58 | 13C2-PFOA | 414.9 > 369.7 | 1.28e4 | 2.27e4 | 0.125 | 0.680 | 4.05 | 4.05 | 7.06 | 83.1024 | 83.1 | | |
| 19 | 56 | 13C5-PFNA | 468.2 > 422.9 | 1.18e4 | 1.70e4 | 0.125 | 0.993 | 4.50 | 4.50 | 8.68 | 69.9623 | 70.0 | | |
| 20 | 59 | 13C8-PFOS | 507.0 > 79.9 | 2.58e3 | 3.07e3 | 0.125 | 0.975 | 4.59 | 4.60 | 10.5 | 86.2286 | 86.2 | | |
| 21 | 59 | 13C8-PFOS | 507.0 > 79.9 | 2.58e3 | 3.07e3 | 0.125 | 0.975 | 4.59 | 4.60 | 10.5 | 86.2286 | 86.2 | | |
| 22 | -1 | | | | | | | | | | | | | |
| 23 | 26 | PFDA | 513 > 468.8 | 1.33e4 | 1.14e4 | 0.125 | | 4.89 | 4.89 | 14.6 | 92.8374 | 116.0 | 5.660 | NO |
| 24 | 29 | L-MeFOSAA | 570 > 419 | 5.78e3 | 3.25e3 | 0.125 | | 5.05 | 5.05 | 22.2 | 88.3465 | 110.4 | 2.260 | NO |
| 25 | 83 | Total N-MeFOSAA | 570. > 419 | 5.78e3 | 3.25e3 | 0.125 | | 5.19 | | 22.2 | 88.3465 | | | |
| 26 | 33 | PFUdA | 563.0 > 518.9 | 1.37e4 | 1.68e4 | 0.125 | | 5.23 | 5.23 | 10.2 | 87.9415 | 109.9 | 9.166 | NO |
| 27 | 37 | PFDoA | 612.9 > 569.0 | 1.48e4 | 1.59e4 | 0.125 | | 5.52 | 5.52 | 11.6 | 84.6051 | 105.8 | 8.687 | NO |
| 28 | 60 | 13C2-PFDA | 515.1 > 469.9 | 1.14e4 | 2.23e4 | 0.125 | 0.824 | 4.89 | 4.89 | 6.40 | 62.1006 | 62.1 | | |
| 29 | 62 | d3-N-MeFOSAA | 573.3 > 419 | 3.25e3 | 2.71e4 | 0.125 | 0.179 | 5.05 | 5.05 | 1.50 | 66.8631 | 66.9 | | |
| 30 | 62 | d3-N-MeFOSAA | 573.3 > 419 | 3.25e3 | 2.71e4 | 0.125 | 0.179 | 5.05 | 5.05 | 1.50 | 66.8631 | 66.9 | | |
| 31 | 63 | 13C2-PFUdA | 565 > 519.8 | 1.68e4 | 2.71e4 | 0.125 | 0.891 | 5.23 | 5.23 | 7.75 | 69.5825 | 69.6 | | |
| 32 | 65 | 13C2-PFDoA | 614.7 > 569.7 | 1.59e4 | 2.23e4 | 0.125 | 1.044 | 5.52 | 5.52 | 8.94 | 68.4707 | 68.5 | | |
| 33 | -1 | | | | | | | | | | | | | |
| 34 | 31 | L-EtFOSAA | 584.1 > 419 | 4.67e3 | 4.07e3 | 0.125 | | 5.21 | 5.22 | 14.3 | 93.8544 | 117.3 | 1.434 | NO |
| 35 | 84 | Total N-EtFOSAA | 584.1 > 419 | 4.67e3 | 4.07e3 | 0.125 | | 5.33 | | 14.3 | 93.8544 | | | |
| 36 | 39 | PFTrDA | 662.9 > 618.9 | 1.29e4 | 1.59e4 | 0.125 | | 5.78 | 5.78 | 10.1 | 68.3055 | 85.4 | 19.454 | NO |


NY 8/5/2019

Vista Analytical Laboratory L14

Review: AMR 8/6/2019

Dataset: M:\Projects\PFAS.PRO\Results\190728M1\190728M1-47.qld

Last Altered: Monday, August 05, 2019 08:04:40 Pacific Daylight Time
Printed: Monday, August 05, 2019 08:10:26 Pacific Daylight Time

**Name: 190728M1_47, Date: 28-Jul-2019, Time: 23:14:36, ID: B9G0251-BSD1 LCSD 0.125, Description: LCSD**

| | # | Name | Trace | Area | IS Area | wt/vol | RRF Mean | Pred.RT | RT | Response | Conc. | %Rec | Ion Ratio | Ratio Out? |
|---|---|---|---|---|---|---|---|---|---|---|---|---|---|---|
| 37 | 41 | PFTeDA | 713.0 > 669.0 | 1.05e4 | 7.98e3 | 0.125 | | 6.01 | 6.01 | 16.4 | 90.3378 | 112.9 | 15.499 | NO |
| 38 | 85 | TDCA | 498.3>106.9 | | | 0.125 | | 5.45 | | | | | | |
| 39 | 64 | d5-N-EtFOSAA | 589.3 > 419 | 4.07e3 | 2.71e4 | 0.125 | 0.222 | 5.21 | 5.21 | 1.88 | 67.7429 | 67.7 | | |
| 40 | 64 | d5-N-EtFOSAA | 589.3 > 419 | 4.07e3 | 2.71e4 | 0.125 | 0.222 | 5.21 | 5.21 | 1.88 | 67.7429 | 67.7 | | |
| 41 | 65 | 13C2-PFDoA | 614.7 > 569.7 | 1.59e4 | 2.23e4 | 0.125 | 1.044 | 5.52 | 5.52 | 8.94 | 68.4707 | 68.5 | | |
| 42 | 67 | 13C2-PFTeDA | 715.1 > 669.7 | 7.98e3 | 2.71e4 | 0.125 | 0.635 | 6.00 | 6.01 | 3.68 | 46.3561 | 46.4 | | |
| 43 | 59 | 13C8-PFOS | 507.0 > 79.9 | 2.58e3 | 3.07e3 | 0.125 | 0.975 | 4.59 | 4.60 | 10.5 | 86.2286 | 86.2 | | |
| 44 | -1 | | | | | | | | | | | | | |
| 45 | 73 | 13C5-PFHxA | 318.0 > 272.9 | 1.92e4 | 1.92e4 | 0.125 | 1.000 | 2.89 | 2.89 | 12.5 | 100.0000 | 100.0 | | |
| 46 | 75 | 13C8-PFOA | 420.9 > 376.0 | 2.27e4 | 2.27e4 | 0.125 | 1.000 | 4.05 | 4.05 | 12.5 | 100.0000 | 100.0 | | |
| 47 | 74 | 18O2-PFHxS | 403.0 > 102.6 | 1.31e3 | 1.31e3 | 0.125 | 1.000 | 3.67 | 3.67 | 12.5 | 100.0000 | 100.0 | | |
| 48 | 76 | 13C9-PFNA | 472.2 > 426.9 | 1.70e4 | 1.70e4 | 0.125 | 1.000 | 4.50 | 4.50 | 12.5 | 100.0000 | 100.0 | | |
| 49 | 77 | 13C4-PFOS | 503 > 79.9 | 3.07e3 | 3.07e3 | 0.125 | 1.000 | 4.59 | 4.60 | 12.5 | 100.0000 | 100.0 | | |
| 50 | 78 | 13C6-PFDA | 519.1 > 473.7 | 2.23e4 | 2.23e4 | 0.125 | 1.000 | 4.89 | 4.89 | 12.5 | 100.0000 | 100.0 | | |
| 51 | 79 | 13C7-PFUdA | 570.1 > 524.8 | 2.71e4 | 2.71e4 | 0.125 | 1.000 | 5.23 | 5.23 | 12.5 | 100.0000 | 100.0 | | |


NY 8/5/2019

Vista Analytical Laboratory L14

Review: AMR 8/6/2019

Dataset: M:\Projects\PFAS.PRO\Results\190728M1\190728M1-47.qld

Last Altered: Monday, August 05, 2019 08:04:40 Pacific Daylight Time
Printed: Monday, August 05, 2019 08:10:26 Pacific Daylight Time

**Method: M:\Projects\PFAS.PRO\MethDB\PFAS_FULL_80C_072819.mdb 29 Jul 2019 11:56:31**
**Calibration: M:\Projects\PFAS.PRO\CurveDB\C18_VAL-PFAS_Q4_07-28-19.cdb 28 Jul 2019 19:54:16**

**Name: 190728M1_47, Date: 28-Jul-2019, Time: 23:14:36, ID: B9G0251-BSD1 LCSD 0.125, Description: LCSD**

**PFBS**

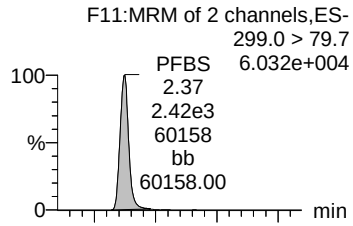


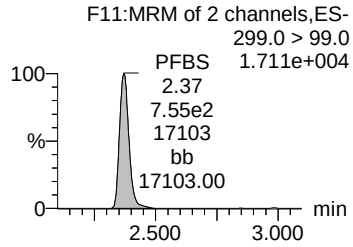


**PFHxA**

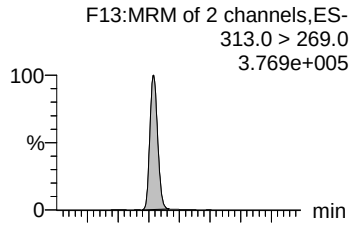


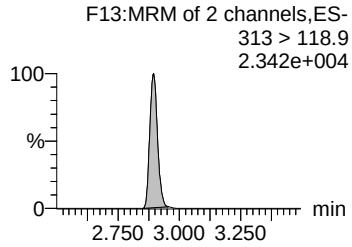


**PFHpA**

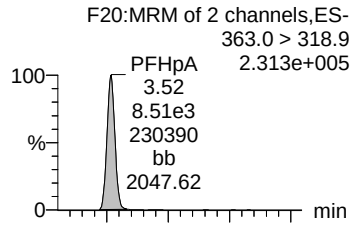


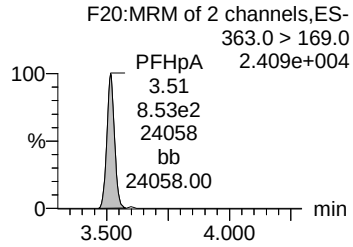


**L-PFHxS**

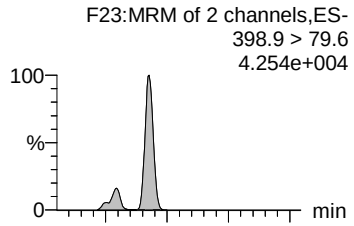


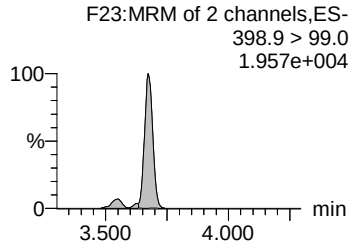


**Total PFHxS**

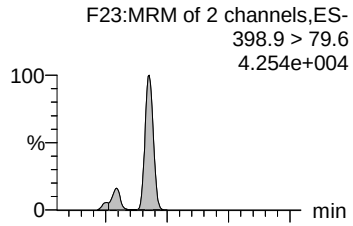


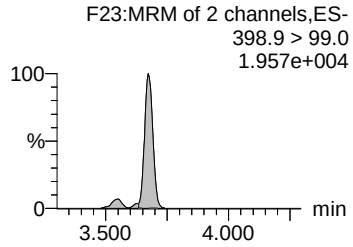


**13C3-PFBS**

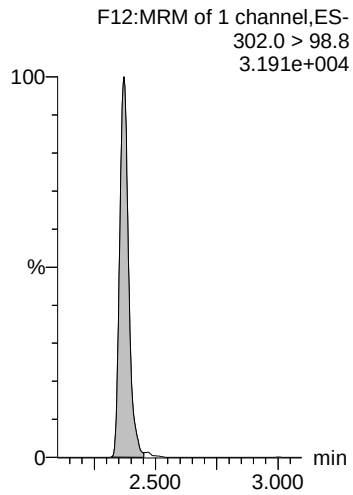


**13C2-PFHxA**

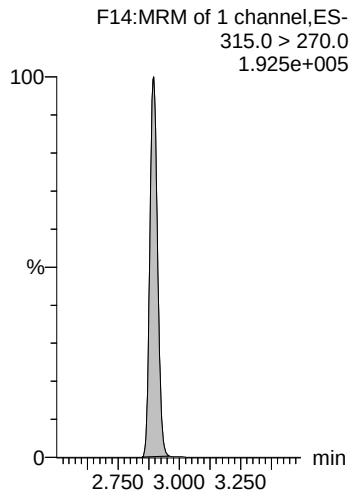


**13C4-PFHpA**

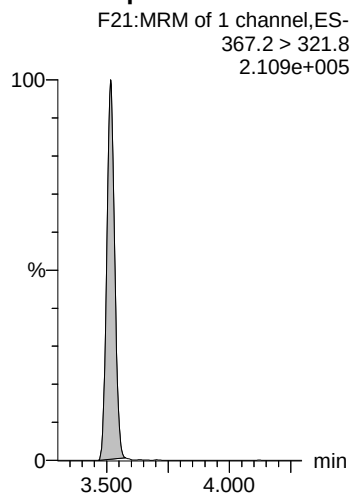


**13C3-PFHxS**

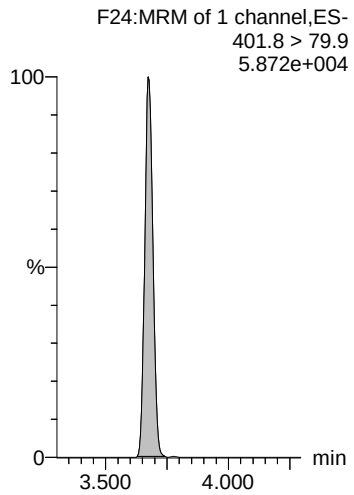


**13C3-PFHxS**

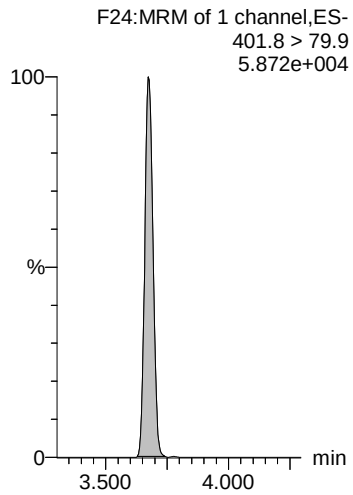



NY 8/5/2019

Review: AMR 8/6/2019

Dataset: M:\Projects\PFAS.PRO\Results\190728M1\190728M1-47.qld

Last Altered: Monday, August 05, 2019 08:04:40 Pacific Daylight Time
Printed: Monday, August 05, 2019 08:10:26 Pacific Daylight Time

**Name: 190728M1_47, Date: 28-Jul-2019, Time: 23:14:36, ID: B9G0251-BSD1 LCSD 0.125, Description: LCSD**

**L-PFOA**

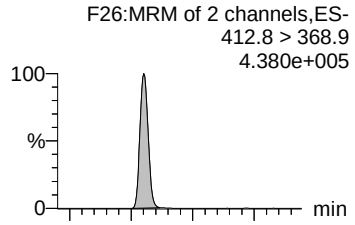


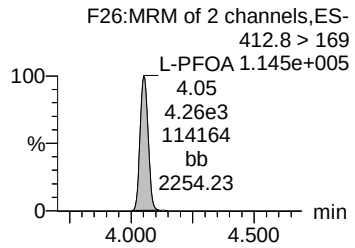


**Total PFOA**

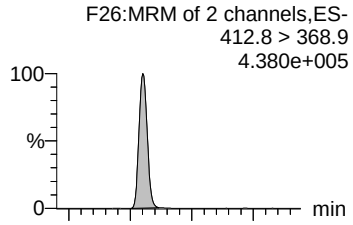


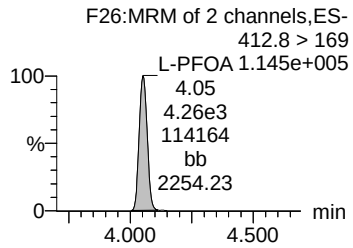


**PFNA**

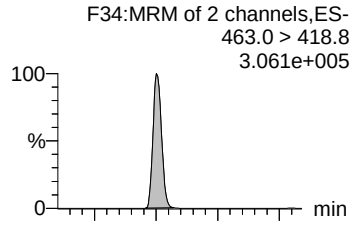


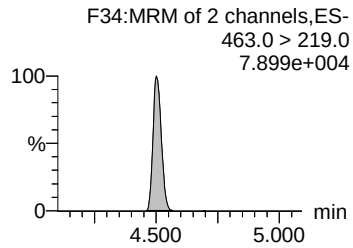


**L-PFOS**

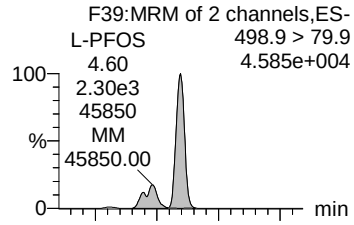


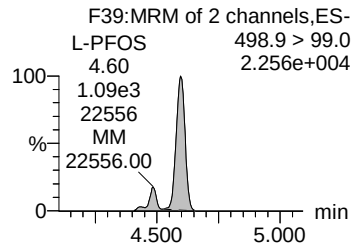


**Total PFOS**

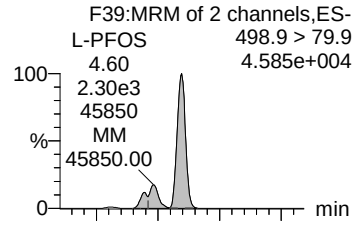


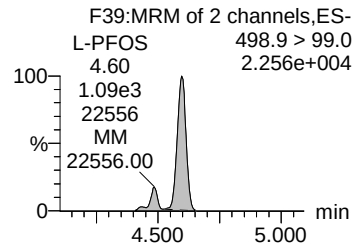


**13C2-PFOA**

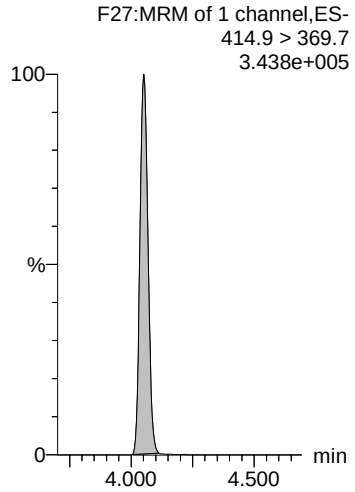


**13C2-PFOA**

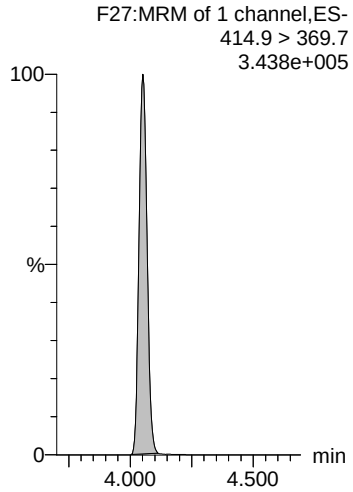


**13C5-PFNA**

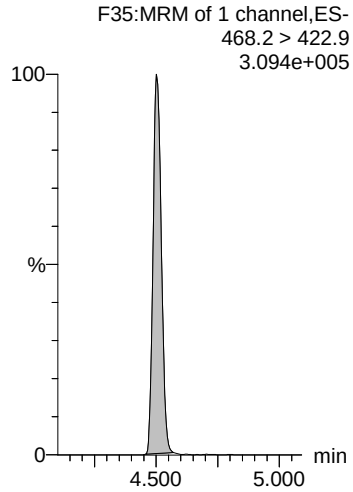


**13C8-PFOS**

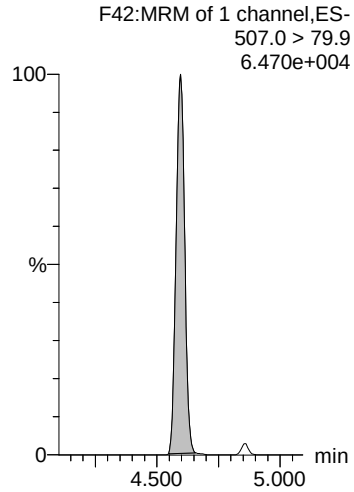


**13C8-PFOS**

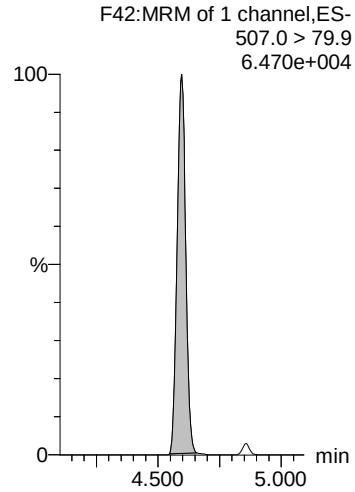




NY 8/5/2019

Review: AMR 8/6/2019

Dataset: M:\Projects\PFAS.PRO\Results\190728M1\190728M1-47.qld

Last Altered: Monday, August 05, 2019 08:04:40 Pacific Daylight Time
Printed: Monday, August 05, 2019 08:10:26 Pacific Daylight Time

**Name: 190728M1_47, Date: 28-Jul-2019, Time: 23:14:36, ID: B9G0251-BSD1 LCSD 0.125, Description: LCSD**

**PFDA**

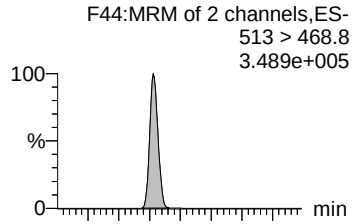


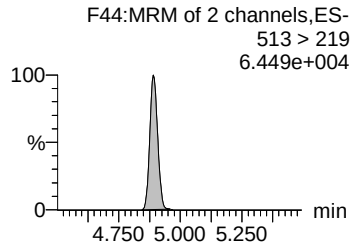


**L-MeFOSAA**

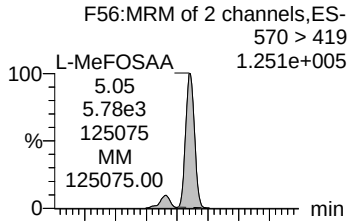


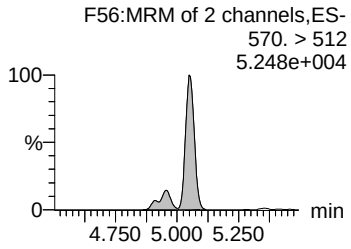


**Total N-MeFOSAA**

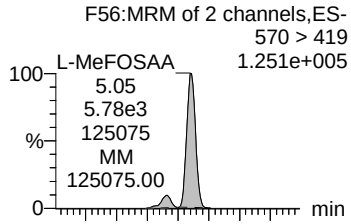


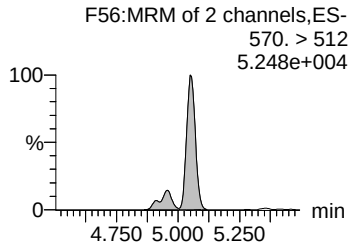


**PFUdA**

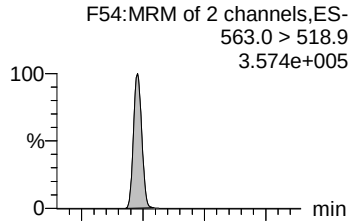


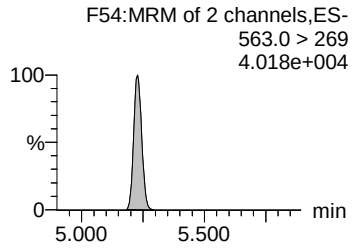


**PFDoA**

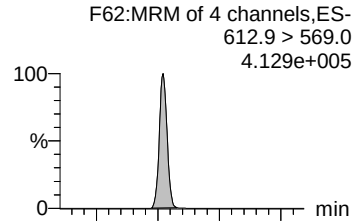


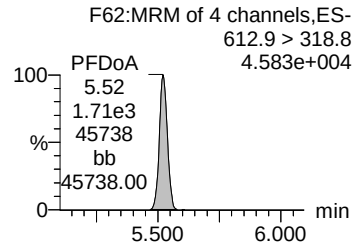


**13C2-PFDA**

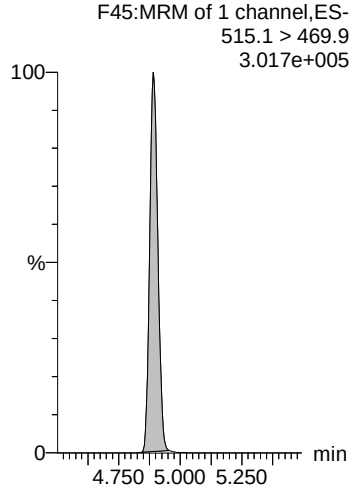


**d3-N-MeFOSAA**

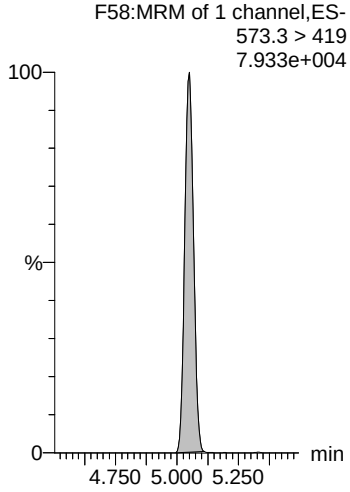


**d3-N-MeFOSAA**

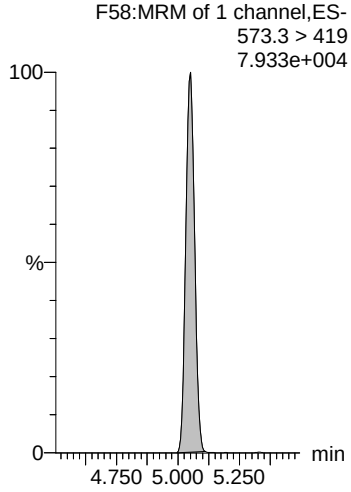


**13C2-PFUdA**

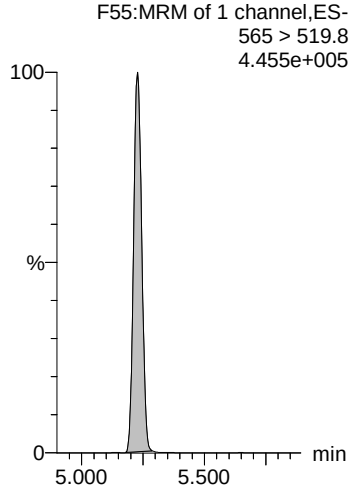


**13C2-PFDoA**

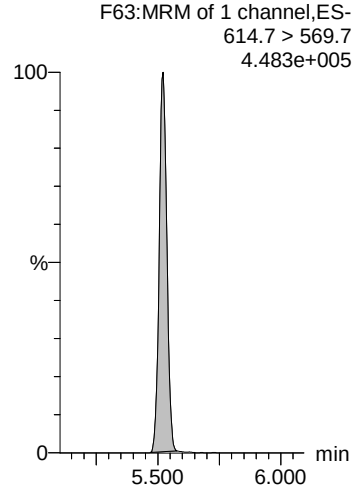




NY 8/5/2019

Review: AMR 8/6/2019

Dataset: M:\Projects\PFAS.PRO\Results\190728M1\190728M1-47.qld

Last Altered: Monday, August 05, 2019 08:04:40 Pacific Daylight Time
Printed: Monday, August 05, 2019 08:10:26 Pacific Daylight Time

**Name: 190728M1_47, Date: 28-Jul-2019, Time: 23:14:36, ID: B9G0251-BSD1 LCSD 0.125, Description: LCSD**

**L-EtFOSAA**

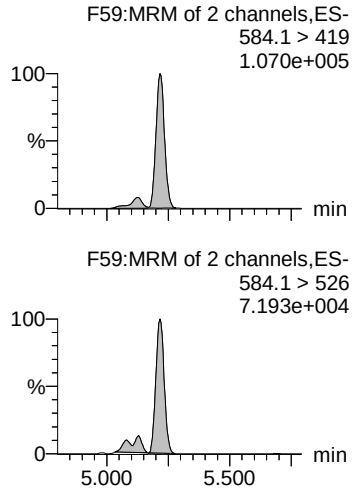


**Total N-EtFOSAA**

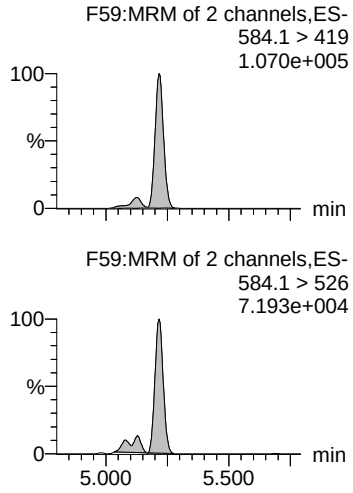


**PFTrDA**

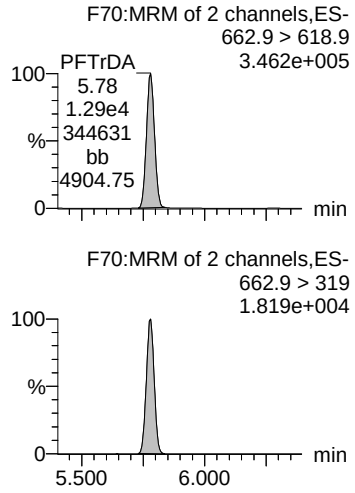


**PFTeDA**

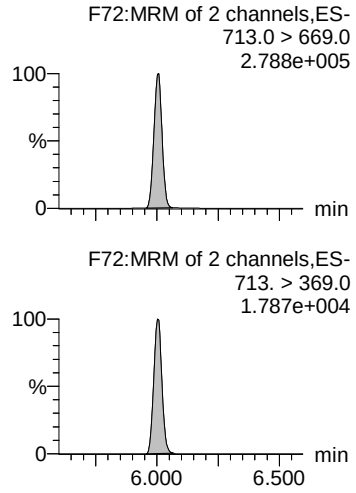


**TDCA**

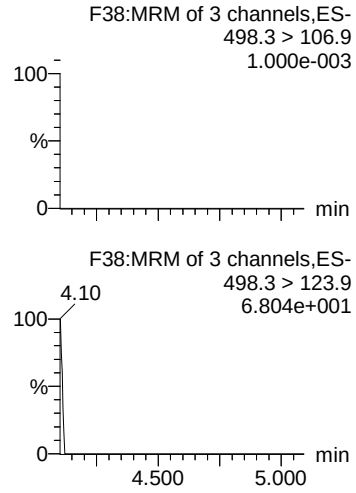


**d5-N-EtFOSAA**

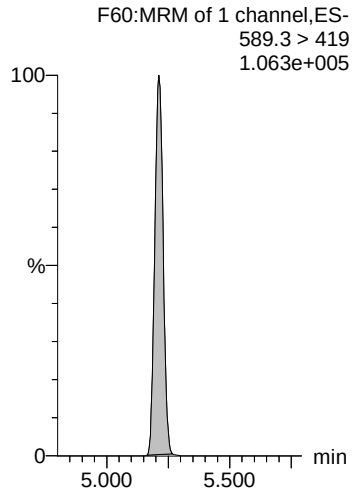


**d5-N-EtFOSAA**

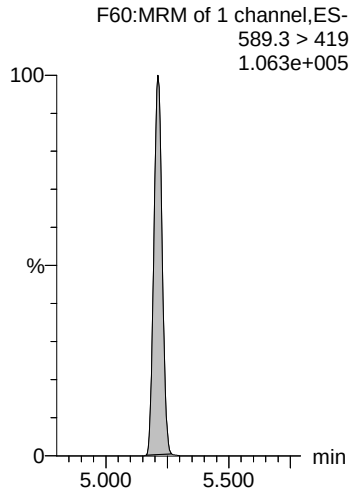


**13C2-PFDoA**

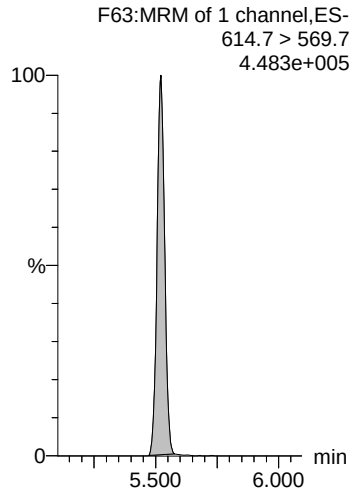


**13C2-PFTeDA**

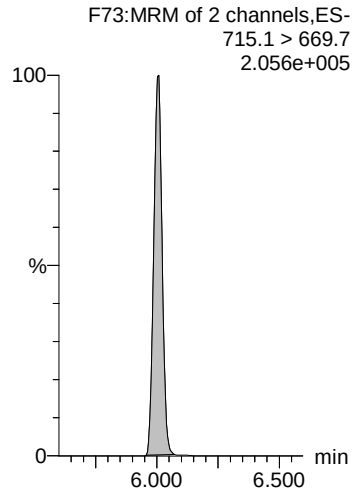


**13C8-PFOS**

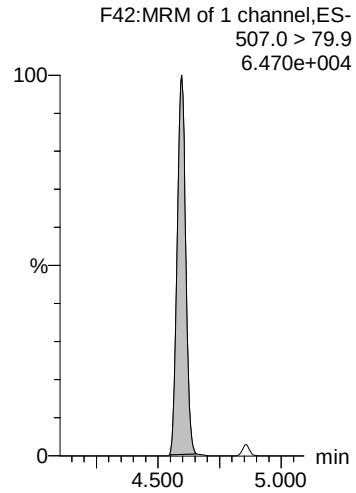




NY 8/5/2019

Review: AMR 8/6/2019

Dataset: M:\Projects\PFAS.PRO\Results\190728M1\190728M1-47.qld

Last Altered: Monday, August 05, 2019 08:04:40 Pacific Daylight Time
Printed: Monday, August 05, 2019 08:10:26 Pacific Daylight Time

**Name: 190728M1_47, Date: 28-Jul-2019, Time: 23:14:36, ID: B9G0251-BSD1 LCSD 0.125, Description: LCSD**

**13C5-PFHxA**

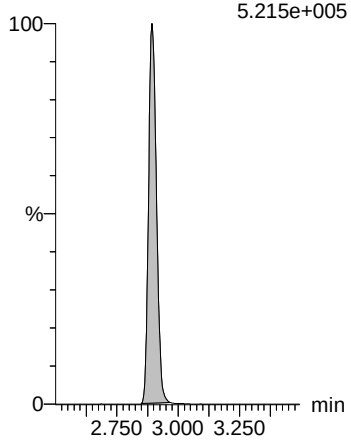


**13C8-PFOA**

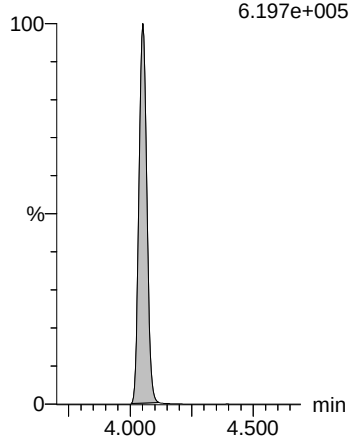


**18O2-PFHxS**

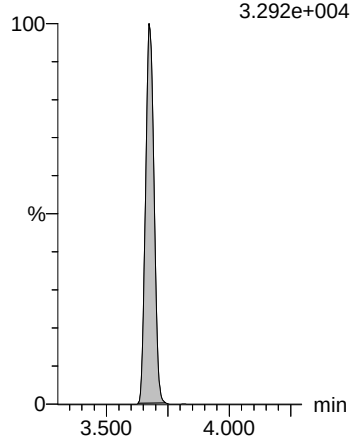


**13C9-PFNA**

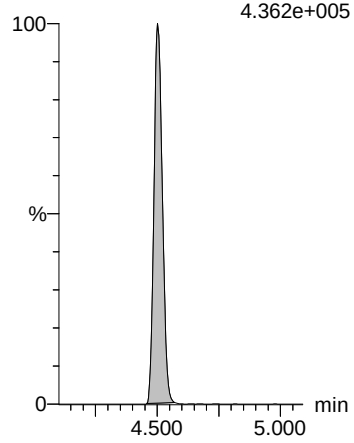


**13C4-PFOS**

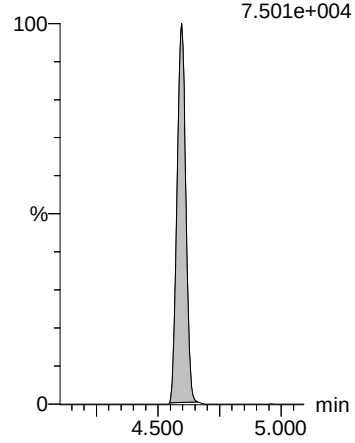


**13C6-PFDA**

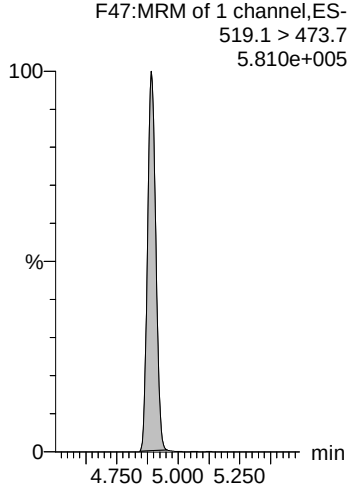


**13C7-PFUdA**

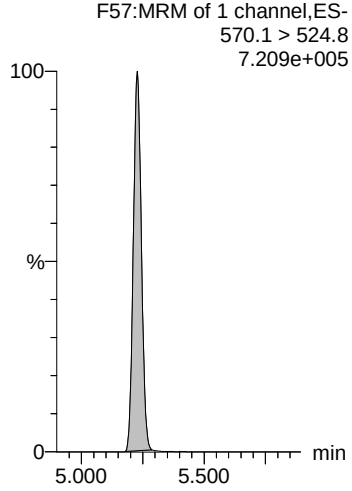




NY 8/5/2019

Vista Analytical Laboratory L14

Review: AMR 8/8/2019

Dataset: M:\Projects\PFAS.PRO\Results\190728M1\190728M1-49.qld

Last Altered: Monday, August 05, 2019 09:49:56 Pacific Daylight Time
Printed: Monday, August 05, 2019 09:51:35 Pacific Daylight Time

**Name: 190728M1_49, Date: 28-Jul-2019, Time: 23:35:53, ID: 1902189-04RE1 SAOA-B03-GW 0.11684, Description: SAOA-B03-GW**

| | # | Name | Trace | Area | IS Area | wt/vol | RRF Mean | Pred.RT | RT | Response | Conc. | %Rec | Ion Ratio | Ratio Out? |
|---|---|---|---|---|---|---|---|---|---|---|---|---|---|---|
| 1 | 5 | PFBS | 299.0 > 79.7 | 2.47e3 | 1.54e3 | 0.117 | | 2.37 | 2.37 | 20.0 | 76.8964 | | 3.092 | NO |
| 2 | 7 | PFHxA | 313.0 > 269.0 | 1.59e5 | 6.25e3 | 0.117 | | 2.89 | 2.89 | 127 | 1230.7611 | | 15.369 | NO |
| 3 | 11 | PFHpA | 363.0 > 318.9 | 6.26e3 | 7.81e3 | 0.117 | | 3.51 | 3.51 | 10.0 | 68.1414 | | 9.280 | NO |
| 4 | 13 | L-PFHxS | 398.9 > 79.6 | 3.22e3 | 2.66e3 | 0.117 | | 3.67 | 3.67 | 15.1 | 134.4158 | | 2.061 | NO |
| 5 | 80 | Total PFHxS | 398.9 > 79.6 | 3.22e3 | 2.66e3 | 0.117 | | 3.83 | | 15.1 | 134.4158 | | | |
| 6 | 49 | 13C3-PFBS | 302.0 > 98.8 | 1.54e3 | 1.24e3 | 0.117 | 1.119 | 2.37 | 2.37 | 15.6 | 119.1493 | 111.4 | | |
| 7 | 52 | 13C2-PFHxA | 315.0 > 270.0 | 6.25e3 | 1.67e4 | 0.117 | 0.977 | 2.89 | 2.89 | 4.69 | 41.0809 | 96.0 | | |
| 8 | 53 | 13C4-PFHpA | 367.2 > 321.8 | 7.81e3 | 1.67e4 | 0.117 | 0.453 | 3.51 | 3.51 | 5.86 | 110.7842 | 103.6 | | |
| 9 | 54 | 13C3-PFHxS | 401.8 > 79.9 | 2.66e3 | 1.24e3 | 0.117 | 2.067 | 3.67 | 3.67 | 26.9 | 111.3631 | 104.1 | | |
| 10 | 54 | 13C3-PFHxS | 401.8 > 79.9 | 2.66e3 | 1.24e3 | 0.117 | 2.067 | 3.67 | 3.67 | 26.9 | 111.3631 | 104.1 | | |
| 11 | -1 | | | | | | | | | | | | | |
| 12 | 16 | L-PFOA | 412.8 > 368.9 | 9.91e3 | 1.34e4 | 0.117 | | 4.05 | 4.05 | 9.23 | 54.7807 | | 3.211 | NO |
| 13 | 81 | Total PFOA | 412.8 > 368.9 | 9.91e3 | 1.34e4 | 0.117 | | 4.21 | | 9.23 | 54.7807 | | | |
| 14 | 21 | PFNA | 463.0 > 418.8 | 2.43e2 | 1.48e4 | 0.117 | | 4.50 | 4.50 | 0.205 | 1.3250 | | 5.317 | NO |
| 15 | 23 | L-PFOS | 498.9 > 79.9 | 3.96e3 | 3.32e3 | 0.117 | | 4.59 | 4.60 | 14.9 | 117.3887 | | 2.279 | NO |
| 16 | 82 | Total PFOS | 498.9 > 79.9 | 3.96e3 | 3.32e3 | 0.117 | | 4.74 | | 14.9 | 117.3887 | | | |
| 17 | 58 | 13C2-PFOA | 414.9 > 369.7 | 1.34e4 | 2.20e4 | 0.117 | 0.680 | 4.05 | 4.05 | 7.63 | 96.0303 | 89.8 | | |
| 18 | 58 | 13C2-PFOA | 414.9 > 369.7 | 1.34e4 | 2.20e4 | 0.117 | 0.680 | 4.05 | 4.05 | 7.63 | 96.0303 | 89.8 | | |
| 19 | 56 | 13C5-PFNA | 468.2 > 422.9 | 1.48e4 | 1.57e4 | 0.117 | 0.993 | 4.50 | 4.50 | 11.8 | 101.8443 | 95.2 | | |
| 20 | 59 | 13C8-PFOS | 507.0 > 79.9 | 3.32e3 | 3.25e3 | 0.117 | 0.975 | 4.59 | 4.59 | 12.8 | 112.0574 | 104.7 | | |
| 21 | 59 | 13C8-PFOS | 507.0 > 79.9 | 3.32e3 | 3.25e3 | 0.117 | 0.975 | 4.59 | 4.59 | 12.8 | 112.0574 | 104.7 | | |
| 22 | -1 | | | | | | | | | | | | | |
| 23 | 26 | PFDA | 513 > 468.8 | 8.24e1 | 1.38e4 | 0.117 | | 4.89 | 4.90 | 0.0745 | | | 7.012 | NO |
| 24 | 29 | L-MeFOSAA | 570 > 419 | | 3.54e3 | 0.117 | | 5.05 | | | | | | |
| 25 | 83 | Total N-MeFOSAA | 570. > 419 | 0.00e0 | 3.54e3 | 0.117 | | 5.19 | | 0.000 | | | | |
| 26 | 33 | PFUdA | 563.0 > 518.9 | | 1.64e4 | 0.117 | | 5.23 | | | | | | |
| 27 | 37 | PFDoA | 612.9 > 569.0 | 1.42e1 | 1.58e4 | 0.117 | | 5.52 | 5.52 | 0.0113 | | | 4.415 | NO |
| 28 | 60 | 13C2-PFDA | 515.1 > 469.9 | 1.38e4 | 2.11e4 | 0.117 | 0.824 | 4.89 | 4.89 | 8.17 | 84.8096 | 79.3 | | |
| 29 | 62 | d3-N-MeFOSAA | 573.3 > 419 | 3.54e3 | 2.61e4 | 0.117 | 0.179 | 5.05 | 5.05 | 1.69 | 80.9600 | 75.7 | | |
| 30 | 62 | d3-N-MeFOSAA | 573.3 > 419 | 3.54e3 | 2.61e4 | 0.117 | 0.179 | 5.05 | 5.05 | 1.69 | 80.9600 | 75.7 | | |
| 31 | 63 | 13C2-PFUdA | 565 > 519.8 | 1.64e4 | 2.61e4 | 0.117 | 0.891 | 5.23 | 5.23 | 7.86 | 75.4483 | 70.5 | | |
| 32 | 65 | 13C2-PFDoA | 614.7 > 569.7 | 1.58e4 | 2.11e4 | 0.117 | 1.044 | 5.52 | 5.52 | 9.32 | 76.3829 | 71.4 | | |
| 33 | -1 | | | | | | | | | | | | | |
| 34 | 31 | L-EtFOSAA | 584.1 > 419 | | 4.38e3 | 0.117 | | 5.21 | | | | | | |
| 35 | 84 | Total N-EtFOSAA | 584.1 > 419 | 0.00e0 | 4.38e3 | 0.117 | | 5.33 | | 0.000 | | | | |
| 36 | 39 | PFTrDA | 662.9 > 618.9 | | 1.58e4 | 0.117 | | 5.78 | | | | | | |


NY 8/5/2019

Vista Analytical Laboratory L14

Review: AMR 8/8/2019

Dataset: M:\Projects\PFAS.PRO\Results\190728M1\190728M1-49.qld

Last Altered: Monday, August 05, 2019 09:49:56 Pacific Daylight Time
Printed: Monday, August 05, 2019 09:51:35 Pacific Daylight Time

**Name: 190728M1_49, Date: 28-Jul-2019, Time: 23:35:53, ID: 1902189-04RE1 SAOA-B03-GW 0.11684, Description: SAOA-B03-GW**

| | # | Name | Trace | Area | IS Area | wt/vol | RRF Mean | Pred.RT | RT | Response | Conc. | %Rec | Ion Ratio | Ratio Out? |
|---|---|---|---|---|---|---|---|---|---|---|---|---|---|---|
| 37 | 41 | PFTeDA | 713.0 > 669.0 | | 1.08e4 | 0.117 | | 6.01 | | | | | | |
| 38 | 85 | TDCA | 498.3>106.9 | | | 0.117 | | 5.45 | | | | | | |
| 39 | 64 | d5-N-EtFOSAA | 589.3 > 419 | 4.38e3 | 2.61e4 | 0.117 | 0.222 | 5.21 | 5.21 | 2.10 | 80.9366 | 75.7 | | |
| 40 | 64 | d5-N-EtFOSAA | 589.3 > 419 | 4.38e3 | 2.61e4 | 0.117 | 0.222 | 5.21 | 5.21 | 2.10 | 80.9366 | 75.7 | | |
| 41 | 65 | 13C2-PFDoA | 614.7 > 569.7 | 1.58e4 | 2.11e4 | 0.117 | 1.044 | 5.52 | 5.52 | 9.32 | 76.3829 | 71.4 | | |
| 42 | 67 | 13C2-PFTeDA | 715.1 > 669.7 | 1.08e4 | 2.61e4 | 0.117 | 0.635 | 6.00 | 6.01 | 5.19 | 69.9187 | 65.4 | | |
| 43 | 59 | 13C8-PFOS | 507.0 > 79.9 | 3.32e3 | 3.25e3 | 0.117 | 0.975 | 4.59 | 4.59 | 12.8 | 112.0574 | 104.7 | | |
| 44 | -1 | | | | | | | | | | | | | |
| 45 | 73 | 13C5-PFHxA | 318.0 > 272.9 | 1.67e4 | 1.67e4 | 0.117 | 1.000 | 2.89 | 2.89 | 12.5 | 106.9839 | 100.0 | | |
| 46 | 75 | 13C8-PFOA | 420.9 > 376.0 | 2.20e4 | 2.20e4 | 0.117 | 1.000 | 4.05 | 4.05 | 12.5 | 106.9839 | 100.0 | | |
| 47 | 74 | 18O2-PFHxS | 403.0 > 102.6 | 1.24e3 | 1.24e3 | 0.117 | 1.000 | 3.67 | 3.67 | 12.5 | 106.9839 | 100.0 | | |
| 48 | 76 | 13C9-PFNA | 472.2 > 426.9 | 1.57e4 | 1.57e4 | 0.117 | 1.000 | 4.50 | 4.50 | 12.5 | 106.9839 | 100.0 | | |
| 49 | 77 | 13C4-PFOS | 503 > 79.9 | 3.25e3 | 3.25e3 | 0.117 | 1.000 | 4.59 | 4.60 | 12.5 | 106.9839 | 100.0 | | |
| 50 | 78 | 13C6-PFDA | 519.1 > 473.7 | 2.11e4 | 2.11e4 | 0.117 | 1.000 | 4.89 | 4.89 | 12.5 | 106.9839 | 100.0 | | |
| 51 | 79 | 13C7-PFUdA | 570.1 > 524.8 | 2.61e4 | 2.61e4 | 0.117 | 1.000 | 5.23 | 5.23 | 12.5 | 106.9839 | 100.0 | | |


NY 8/5/2019

Vista Analytical Laboratory L14

Review: AMR 8/8/2019

Dataset: M:\Projects\PFAS.PRO\Results\190728M1\190728M1-49.qld

Last Altered: Monday, August 05, 2019 09:49:56 Pacific Daylight Time
Printed: Monday, August 05, 2019 09:51:35 Pacific Daylight Time

**Method: M:\Projects\PFAS.PRO\MethDB\PFAS_FULL_80C_072819.mdb 29 Jul 2019 11:56:31**
**Calibration: M:\Projects\PFAS.PRO\CurveDB\C18_VAL-PFAS_Q4_07-28-19.cdb 28 Jul 2019 19:54:16**

**Name: 190728M1_49, Date: 28-Jul-2019, Time: 23:35:53, ID: 1902189-04RE1 SAOA-B03-GW 0.11684, Description: SAOA-B03-GW**

**PFBS**

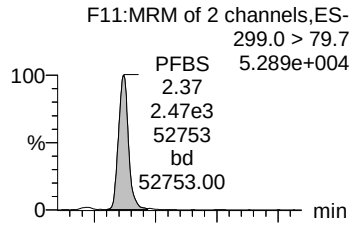


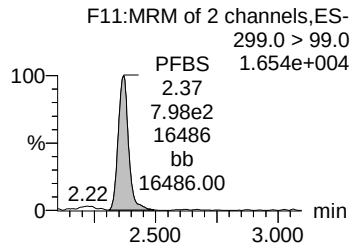


**PFHxA**

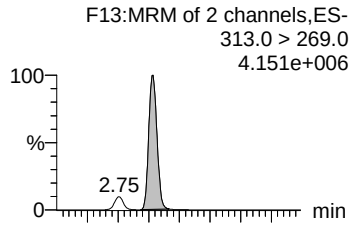


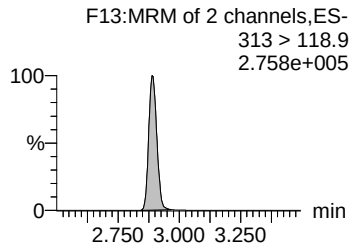


**PFHpA**

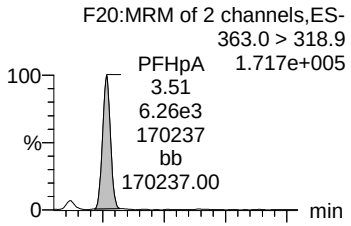


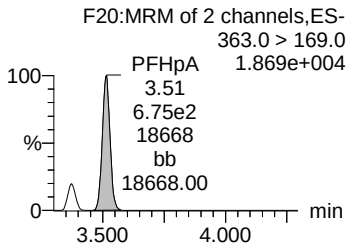


**L-PFHxS**

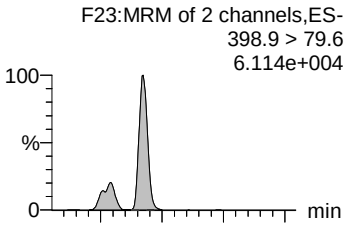


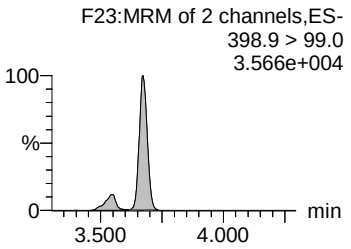


**Total PFHxS**

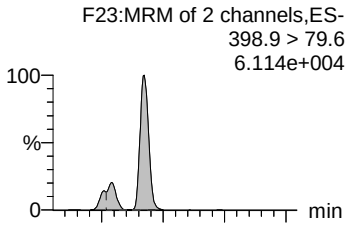


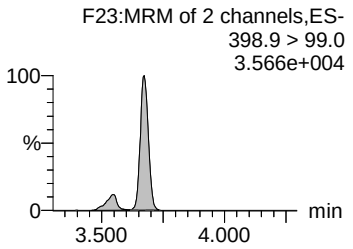


**13C3-PFBS**

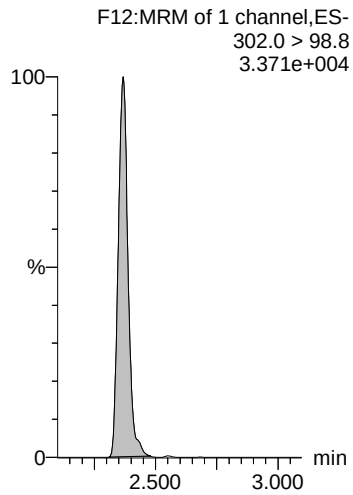


**13C2-PFHxA**

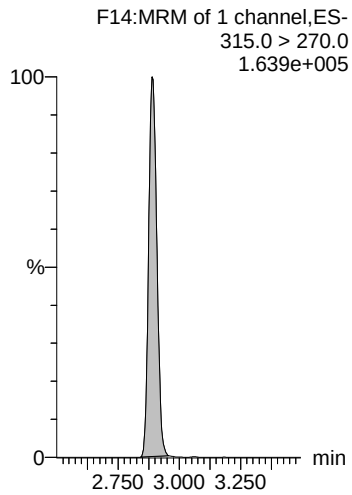


**13C4-PFHpA**

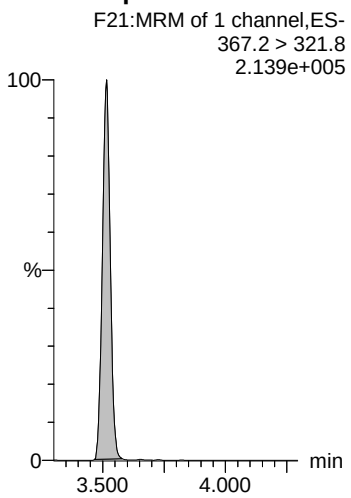


**13C3-PFHxS**

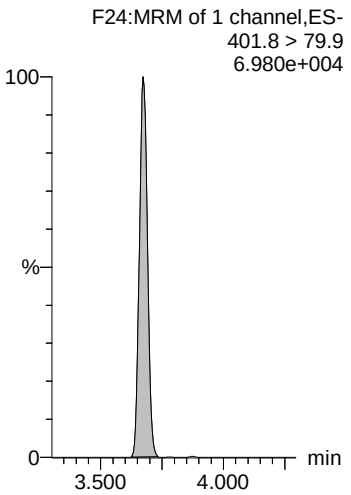


**13C3-PFHxS**

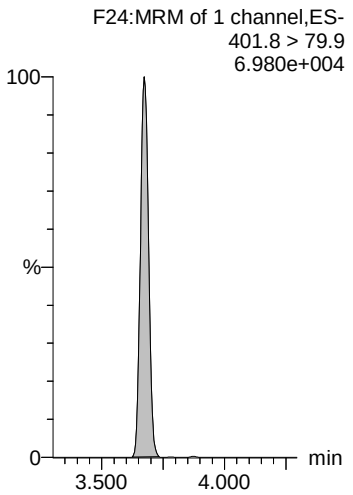



NY 8/5/2019

Vista Analytical Laboratory L14

Review: AMR 8/8/2019

Dataset: M:\Projects\PFAS.PRO\Results\190728M1\190728M1-49.qld

Last Altered: Monday, August 05, 2019 09:49:56 Pacific Daylight Time
Printed: Monday, August 05, 2019 09:51:35 Pacific Daylight Time

**Name: 190728M1_49, Date: 28-Jul-2019, Time: 23:35:53, ID: 1902189-04RE1 SAOA-B03-GW 0.11684, Description: SAOA-B03-GW**

**L-PFOA**

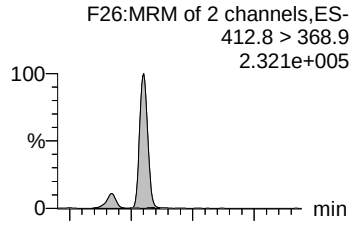


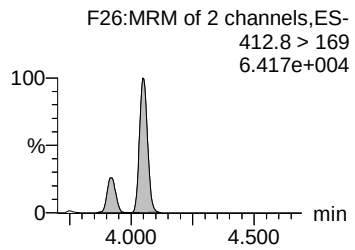


**Total PFOA**

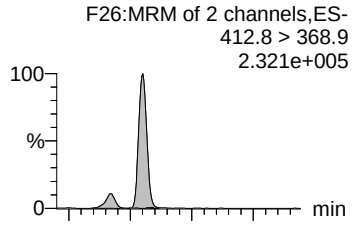


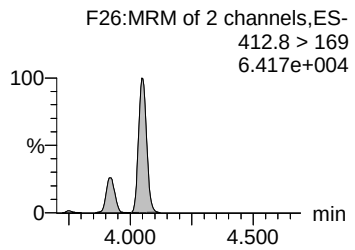


**PFNA**

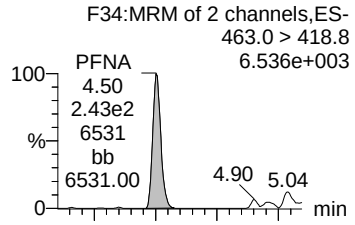


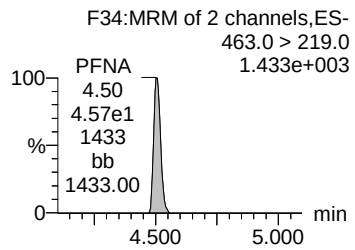


**L-PFOS**

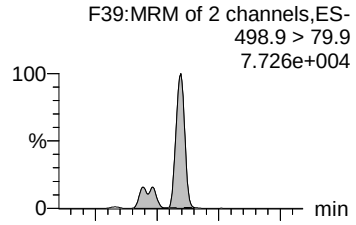


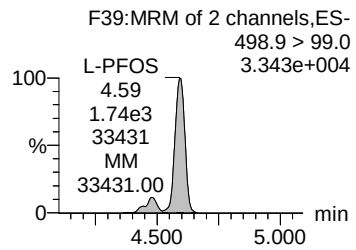


**Total PFOS**

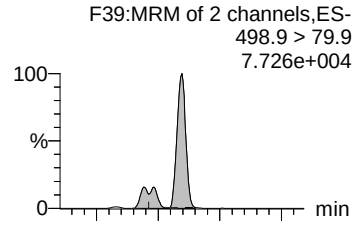


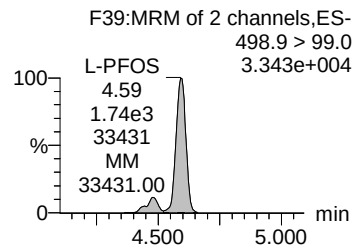


**13C2-PFOA**

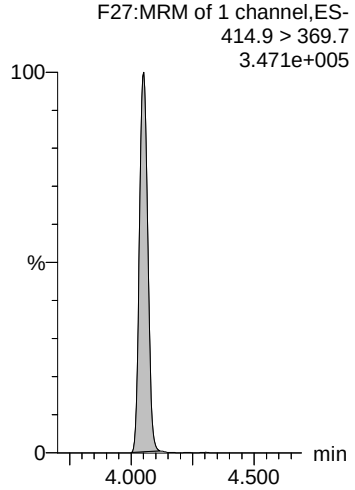


**13C2-PFOA**

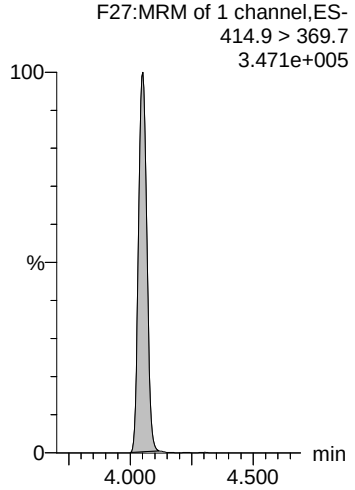


**13C5-PFNA**

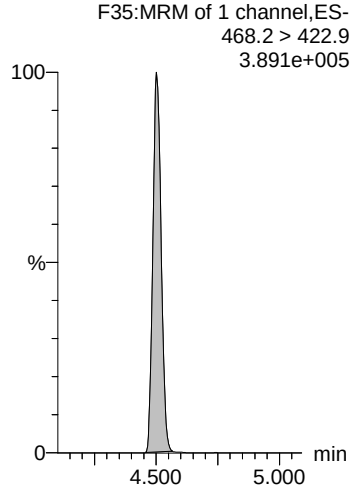


**13C8-PFOS**

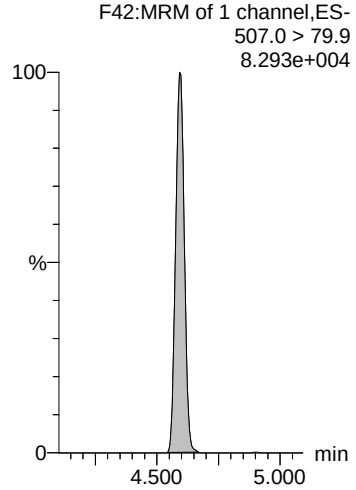


**13C8-PFOS**

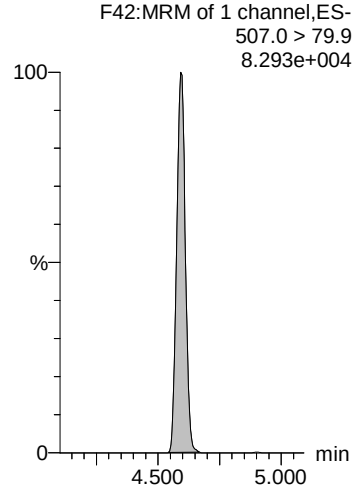



NY 8/5/2019

Review: AMR 8/8/2019

Dataset: M:\Projects\PFAS.PRO\Results\190728M1\190728M1-49.qld

Last Altered: Monday, August 05, 2019 09:49:56 Pacific Daylight Time
Printed: Monday, August 05, 2019 09:51:35 Pacific Daylight Time

**Name: 190728M1_49, Date: 28-Jul-2019, Time: 23:35:53, ID: 1902189-04RE1 SAOA-B03-GW 0.11684, Description: SAOA-B03-GW**

**PFDA**

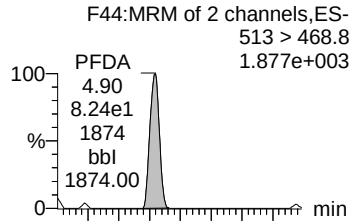


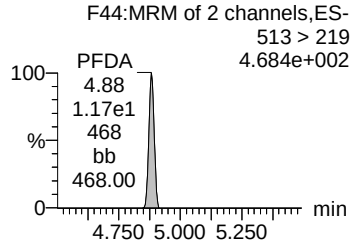


**L-MeFOSAA**

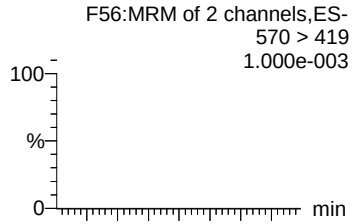


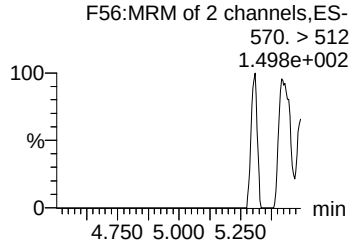


**Total N-MeFOSAA**

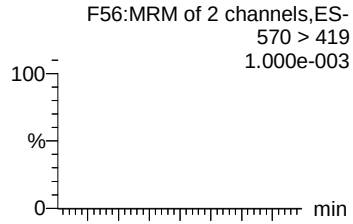


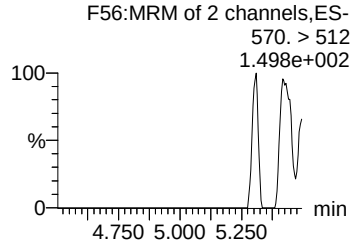


**PFUdA**

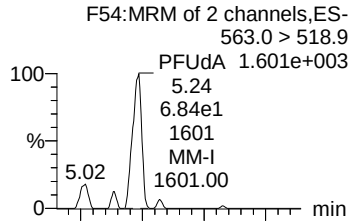


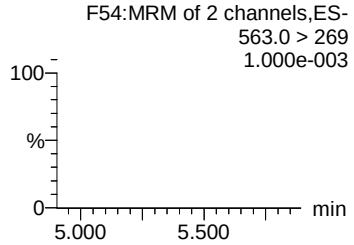


**PFDoA**

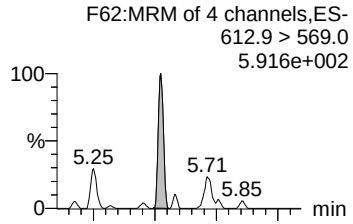


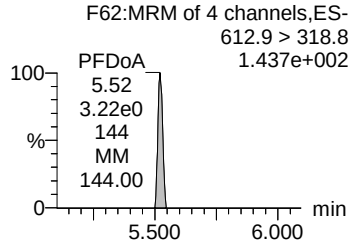


**13C2-PFDA**

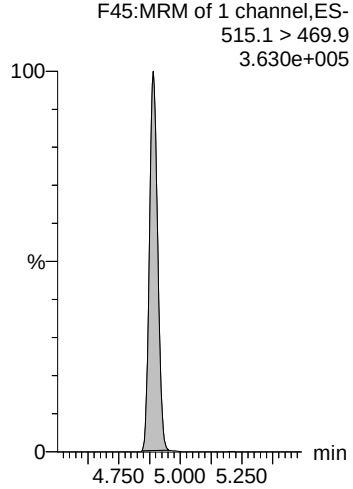


**d3-N-MeFOSAA**

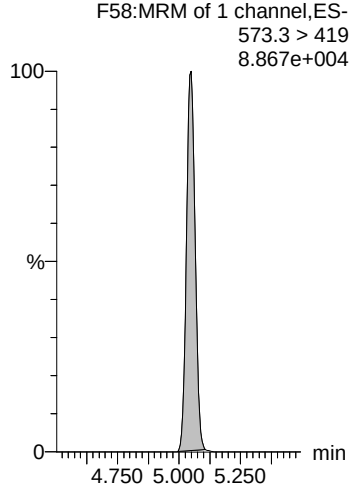


**d3-N-MeFOSAA**

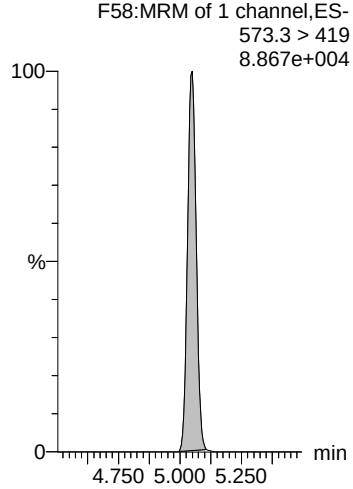


**13C2-PFUdA**

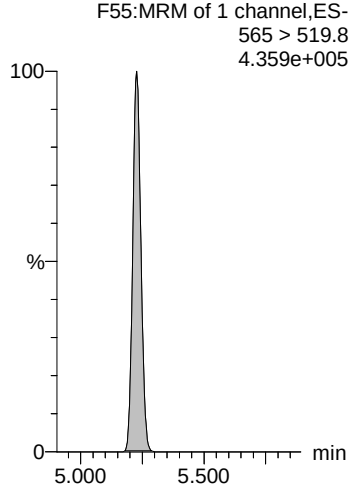


**13C2-PFDoA**

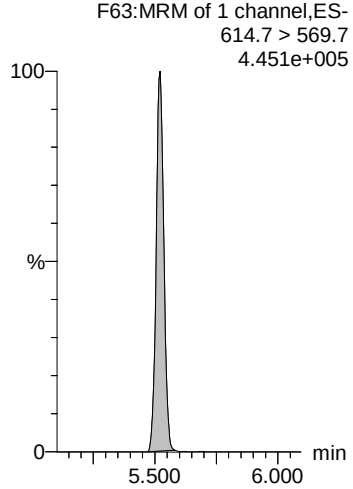




NY 8/5/2019

Review: AMR 8/8/2019

Dataset: M:\Projects\PFAS.PRO\Results\190728M1\190728M1-49.qld

Last Altered: Monday, August 05, 2019 09:49:56 Pacific Daylight Time
Printed: Monday, August 05, 2019 09:51:35 Pacific Daylight Time

**Name: 190728M1_49, Date: 28-Jul-2019, Time: 23:35:53, ID: 1902189-04RE1 SAOA-B03-GW 0.11684, Description: SAOA-B03-GW**

**L-EtFOSAA**

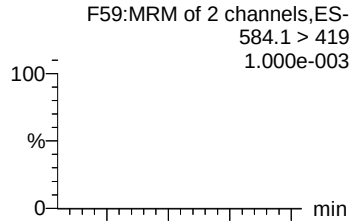


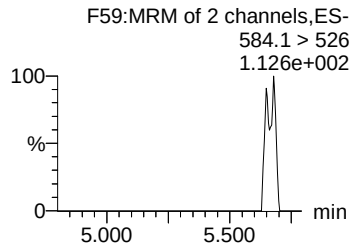


**Total N-EtFOSAA**

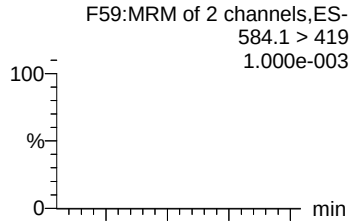


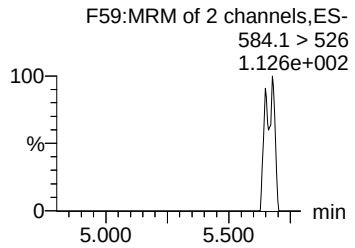


**PFTrDA**

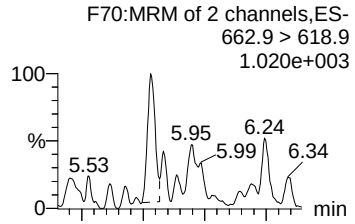


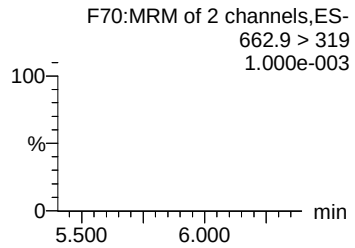


**PFTeDA**

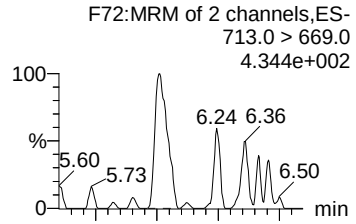


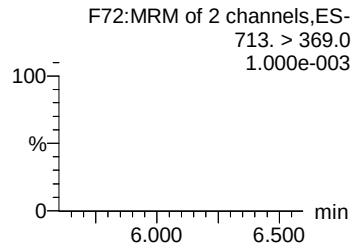


**TDCA**

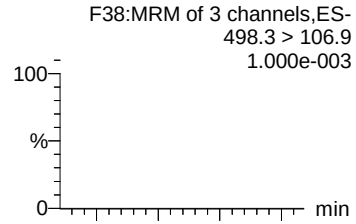


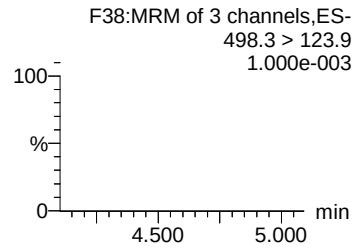


**d5-N-EtFOSAA**

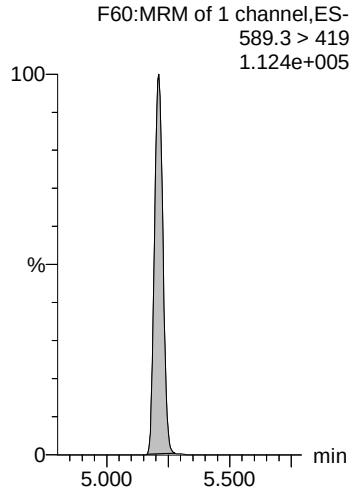


**d5-N-EtFOSAA**

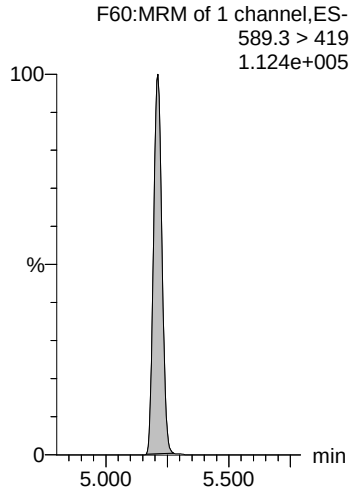


**13C2-PFDoA**

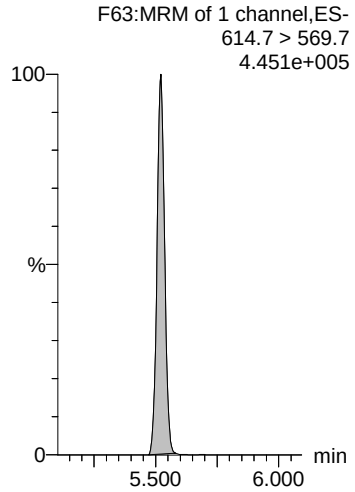


**13C2-PFTeDA**

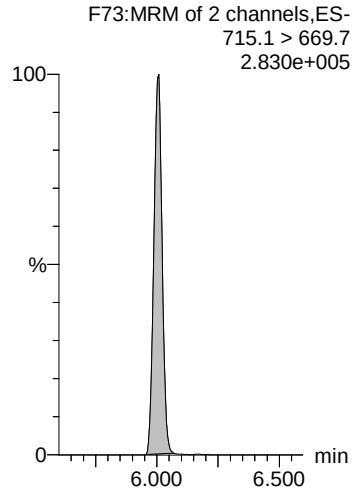


**13C8-PFOS**

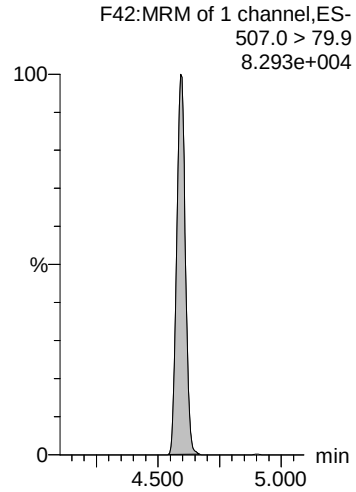




NY 8/5/2019

Review: AMR 8/8/2019

Dataset: M:\Projects\PFAS.PRO\Results\190728M1\190728M1-49.qld

Last Altered: Monday, August 05, 2019 09:49:56 Pacific Daylight Time
Printed: Monday, August 05, 2019 09:51:35 Pacific Daylight Time

**Name: 190728M1_49, Date: 28-Jul-2019, Time: 23:35:53, ID: 1902189-04RE1 SAOA-B03-GW 0.11684, Description: SAOA-B03-GW**

**13C5-PFHxA**

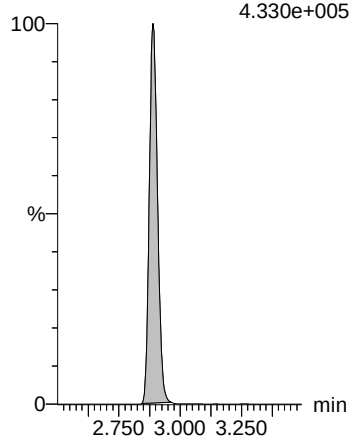


**13C8-PFOA**

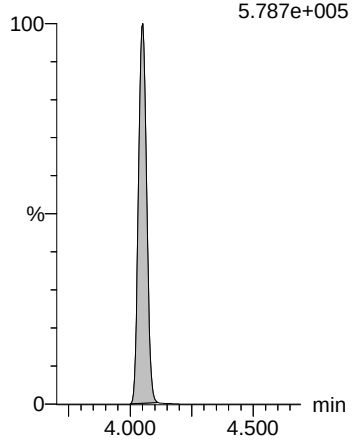


**18O2-PFHxS**

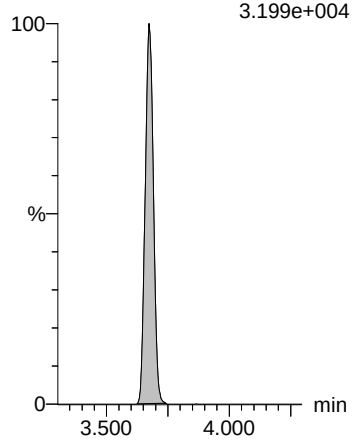


**13C9-PFNA**

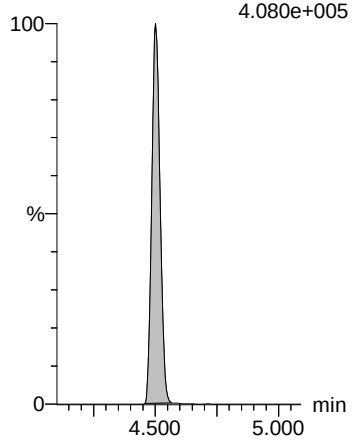


**13C4-PFOS**

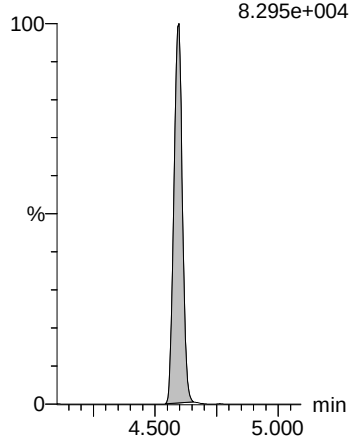


**13C6-PFDA**

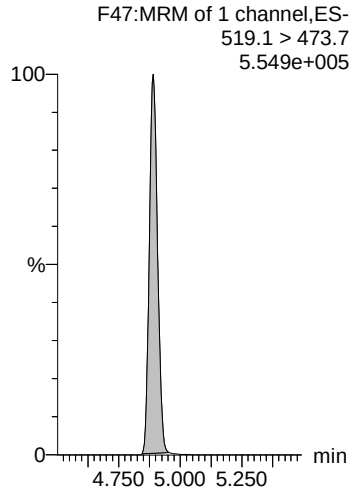


**13C7-PFUdA**

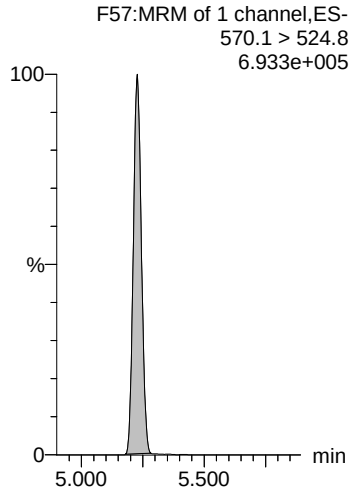




NY 8/5/2019

Vista Analytical Laboratory L14

Review: AMR 8/8/2019

Dataset: M:\Projects\PFAS.PRO\Results\190728M1\190728M1-53.qld

Last Altered: Monday, August 05, 2019 10:01:37 Pacific Daylight Time
Printed: Monday, August 05, 2019 10:02:21 Pacific Daylight Time

**Name: 190728M1_53, Date: 29-Jul-2019, Time: 00:18:15, ID: 1902189-05RE1 NAOA-B03-GW 0.09826, Description: NAOA-B03-GW**

| | # | Name | Trace | Area | IS Area | wt/vol | RRF Mean | Pred.RT | RT | Response | Conc. | %Rec | Ion Ratio | Ratio Out? |
|---|---|---|---|---|---|---|---|---|---|---|---|---|---|---|
| 1 | 5 | PFBS | 299.0 > 79.7 | 6.67e2 | 1.71e3 | 0.0983 | | 2.36 | 2.36 | 4.89 | 22.6685 | | 3.144 | NO |
| 2 | 7 | PFHxA | 313.0 > 269.0 | 3.36e4 | 8.67e3 | 0.0983 | | 2.89 | 2.89 | 19.4 | 221.9040 | | 15.586 | NO |
| 3 | 11 | PFHpA | 363.0 > 318.9 | 3.84e3 | 1.05e4 | 0.0983 | | 3.51 | 3.51 | 4.56 | 36.8707 | | 10.514 | NO |
| 4 | 13 | L-PFHxS | 398.9 > 79.6 | 5.28e3 | 3.20e3 | 0.0983 | | 3.67 | 3.67 | 20.6 | 217.6833 | | 2.281 | NO |
| 5 | 80 | Total PFHxS | 398.9 > 79.6 | 5.28e3 | 3.20e3 | 0.0983 | | 3.83 | | 20.6 | 217.6833 | | | |
| 6 | 49 | 13C3-PFBS | 302.0 > 98.8 | 1.71e3 | 1.71e3 | 0.0983 | 1.119 | 2.37 | 2.36 | 12.5 | 113.3778 | 89.1 | | |
| 7 | 52 | 13C2-PFHxA | 315.0 > 270.0 | 8.67e3 | 2.52e4 | 0.0983 | 0.977 | 2.89 | 2.89 | 4.30 | 44.8153 | 88.1 | | |
| 8 | 53 | 13C4-PFHpA | 367.2 > 321.8 | 1.05e4 | 2.52e4 | 0.0983 | 0.453 | 3.51 | 3.51 | 5.22 | 117.3773 | 92.3 | | |
| 9 | 54 | 13C3-PFHxS | 401.8 > 79.9 | 3.20e3 | 1.71e3 | 0.0983 | 2.067 | 3.67 | 3.67 | 23.4 | 115.2956 | 90.6 | | |
| 10 | 54 | 13C3-PFHxS | 401.8 > 79.9 | 3.20e3 | 1.71e3 | 0.0983 | 2.067 | 3.67 | 3.67 | 23.4 | 115.2956 | 90.6 | | |
| 11 | -1 | | | | | | | | | | | | | |
| 12 | 16 | L-PFOA | 412.8 > 368.9 | 1.20e4 | 1.90e4 | 0.0983 | | 4.05 | 4.05 | 7.86 | 55.4009 | | 3.546 | NO |
| 13 | 81 | Total PFOA | 412.8 > 368.9 | 1.20e4 | 1.90e4 | 0.0983 | | 4.21 | | 7.86 | 55.4009 | | | |
| 14 | 21 | PFNA | 463.0 > 418.8 | 8.54e2 | 1.97e4 | 0.0983 | | 4.50 | 4.50 | 0.543 | 4.4973 | | 4.050 | NO |
| 15 | 23 | L-PFOS | 498.9 > 79.9 | 1.04e4 | 3.61e3 | 0.0983 | | 4.59 | 4.59 | 36.1 | 336.6704 | | 2.113 | NO |
| 16 | 82 | Total PFOS | 498.9 > 79.9 | 1.04e4 | 3.61e3 | 0.0983 | | 4.74 | | 36.1 | 336.6704 | | | |
| 17 | 58 | 13C2-PFOA | 414.9 > 369.7 | 1.90e4 | 3.12e4 | 0.0983 | 0.680 | 4.05 | 4.05 | 7.63 | 114.2722 | 89.8 | | |
| 18 | 58 | 13C2-PFOA | 414.9 > 369.7 | 1.90e4 | 3.12e4 | 0.0983 | 0.680 | 4.05 | 4.05 | 7.63 | 114.2722 | 89.8 | | |
| 19 | 56 | 13C5-PFNA | 468.2 > 422.9 | 1.97e4 | 2.29e4 | 0.0983 | 0.993 | 4.50 | 4.50 | 10.8 | 110.2239 | 86.6 | | |
| 20 | 59 | 13C8-PFOS | 507.0 > 79.9 | 3.61e3 | 3.93e3 | 0.0983 | 0.975 | 4.59 | 4.59 | 11.5 | 120.0827 | 94.4 | | |
| 21 | 59 | 13C8-PFOS | 507.0 > 79.9 | 3.61e3 | 3.93e3 | 0.0983 | 0.975 | 4.59 | 4.59 | 11.5 | 120.0827 | 94.4 | | |
| 22 | -1 | | | | | | | | | | | | | |
| 23 | 26 | PFDA | 513 > 468.8 | 1.33e3 | 1.82e4 | 0.0983 | | 4.89 | 4.89 | 0.913 | 6.7259 | | 6.706 | NO |
| 24 | 29 | L-MeFOSAA | 570 > 419 | | 3.96e3 | 0.0983 | | 5.05 | | | | | | |
| 25 | 83 | Total N-MeFOSAA | 570. > 419 | 0.00e0 | 3.96e3 | 0.0983 | | 5.19 | | 0.000 | | | | |
| 26 | 33 | PFUdA | 563.0 > 518.9 | 2.28e2 | 2.19e4 | 0.0983 | | 5.22 | 5.22 | 0.130 | 0.6365 | | 11.648 | NO |
| 27 | 37 | PFDoA | 612.9 > 569.0 | 1.92e2 | 1.92e4 | 0.0983 | | 5.52 | 5.52 | 0.125 | 0.8743 | | 67.813 | YES |
| 28 | 60 | 13C2-PFDA | 515.1 > 469.9 | 1.82e4 | 3.04e4 | 0.0983 | 0.824 | 4.89 | 4.89 | 7.47 | 92.2569 | 72.5 | | |
| 29 | 62 | d3-N-MeFOSAA | 573.3 > 419 | 3.96e3 | 3.55e4 | 0.0983 | 0.179 | 5.05 | 5.05 | 1.39 | 79.2056 | 62.3 | | |
| 30 | 62 | d3-N-MeFOSAA | 573.3 > 419 | 3.96e3 | 3.55e4 | 0.0983 | 0.179 | 5.05 | 5.05 | 1.39 | 79.2056 | 62.3 | | |
| 31 | 63 | 13C2-PFUdA | 565 > 519.8 | 2.19e4 | 3.55e4 | 0.0983 | 0.891 | 5.23 | 5.22 | 7.70 | 87.9489 | 69.1 | | |
| 32 | 65 | 13C2-PFDoA | 614.7 > 569.7 | 1.92e4 | 3.04e4 | 0.0983 | 1.044 | 5.52 | 5.52 | 7.90 | 76.9738 | 60.5 | | |
| 33 | -1 | | | | | | | | | | | | | |
| 34 | 31 | L-EtFOSAA | 584.1 > 419 | | 5.38e3 | 0.0983 | | 5.21 | | | | | | |
| 35 | 84 | Total N-EtFOSAA | 584.1 > 419 | 0.00e0 | 5.38e3 | 0.0983 | | 5.33 | | 0.000 | | | | |
| 36 | 39 | PFTrDA | 662.9 > 618.9 | | 1.92e4 | 0.0983 | | 5.77 | | | | | | |


NY 8/5/2019

Vista Analytical Laboratory L14

Review: AMR 8/8/2019

Dataset: M:\Projects\PFAS.PRO\Results\190728M1\190728M1-53.qld

Last Altered: Monday, August 05, 2019 10:01:37 Pacific Daylight Time
Printed: Monday, August 05, 2019 10:02:21 Pacific Daylight Time

**Name: 190728M1_53, Date: 29-Jul-2019, Time: 00:18:15, ID: 1902189-05RE1 NAOA-B03-GW 0.09826, Description: NAOA-B03-GW**

| | # | Name | Trace | Area | IS Area | wt/vol | RRF Mean | Pred.RT | RT | Response | Conc. | %Rec | Ion Ratio | Ratio Out? |
|---|---|---|---|---|---|---|---|---|---|---|---|---|---|---|
| 37 | 41 | PFTeDA | 713.0 > 669.0 | 5.42e1 | 1.29e4 | 0.0983 | | 6.00 | 6.01 | 0.0527 | | | 45.831 | YES |
| 38 | 85 | TDCA | 498.3>106.9 | | | 0.0983 | | 5.45 | | | | | | |
| 39 | 64 | d5-N-EtFOSAA | 589.3 > 419 | 5.38e3 | 3.55e4 | 0.0983 | 0.222 | 5.21 | 5.21 | 1.89 | 86.8393 | 68.3 | | |
| 40 | 64 | d5-N-EtFOSAA | 589.3 > 419 | 5.38e3 | 3.55e4 | 0.0983 | 0.222 | 5.21 | 5.21 | 1.89 | 86.8393 | 68.3 | | |
| 41 | 65 | 13C2-PFDoA | 614.7 > 569.7 | 1.92e4 | 3.04e4 | 0.0983 | 1.044 | 5.52 | 5.52 | 7.90 | 76.9738 | 60.5 | | |
| 42 | 67 | 13C2-PFTeDA | 715.1 > 669.7 | 1.29e4 | 3.55e4 | 0.0983 | 0.635 | 6.00 | 6.00 | 4.53 | 72.4956 | 57.0 | | |
| 43 | 59 | 13C8-PFOS | 507.0 > 79.9 | 3.61e3 | 3.93e3 | 0.0983 | 0.975 | 4.59 | 4.59 | 11.5 | 120.0827 | 94.4 | | |
| 44 | -1 | | | | | | | | | | | | | |
| 45 | 73 | 13C5-PFHxA | 318.0 > 272.9 | 2.52e4 | 2.52e4 | 0.0983 | 1.000 | 2.89 | 2.89 | 12.5 | 127.2135 | 100.0 | | |
| 46 | 75 | 13C8-PFOA | 420.9 > 376.0 | 3.12e4 | 3.12e4 | 0.0983 | 1.000 | 4.05 | 4.05 | 12.5 | 127.2135 | 100.0 | | |
| 47 | 74 | 18O2-PFHxS | 403.0 > 102.6 | 1.71e3 | 1.71e3 | 0.0983 | 1.000 | 3.67 | 3.68 | 12.5 | 127.2135 | 100.0 | | |
| 48 | 76 | 13C9-PFNA | 472.2 > 426.9 | 2.29e4 | 2.29e4 | 0.0983 | 1.000 | 4.50 | 4.50 | 12.5 | 127.2135 | 100.0 | | |
| 49 | 77 | 13C4-PFOS | 503 > 79.9 | 3.93e3 | 3.93e3 | 0.0983 | 1.000 | 4.59 | 4.59 | 12.5 | 127.2135 | 100.0 | | |
| 50 | 78 | 13C6-PFDA | 519.1 > 473.7 | 3.04e4 | 3.04e4 | 0.0983 | 1.000 | 4.89 | 4.89 | 12.5 | 127.2135 | 100.0 | | |
| 51 | 79 | 13C7-PFUdA | 570.1 > 524.8 | 3.55e4 | 3.55e4 | 0.0983 | 1.000 | 5.23 | 5.23 | 12.5 | 127.2135 | 100.0 | | |


NY 8/5/2019

Vista Analytical Laboratory L14

Review: AMR 8/8/2019

Dataset: M:\Projects\PFAS.PRO\Results\190728M1\190728M1-53.qld

Last Altered: Monday, August 05, 2019 10:01:37 Pacific Daylight Time
Printed: Monday, August 05, 2019 10:02:21 Pacific Daylight Time

**Method: M:\Projects\PFAS.PRO\MethDB\PFAS_FULL_80C_072819.mdb 29 Jul 2019 11:56:31**
**Calibration: M:\Projects\PFAS.PRO\CurveDB\C18_VAL-PFAS_Q4_07-28-19.cdb 28 Jul 2019 19:54:16**

**Name: 190728M1_53, Date: 29-Jul-2019, Time: 00:18:15, ID: 1902189-05RE1 NAOA-B03-GW 0.09826, Description: NAOA-B03-GW**

**PFBS**

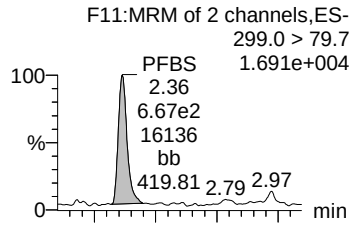


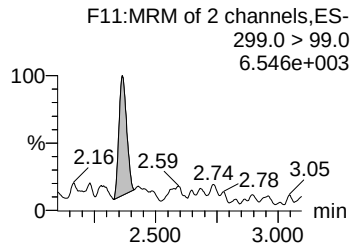


**PFHxA**

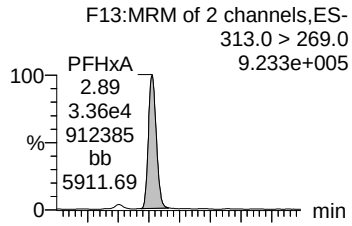


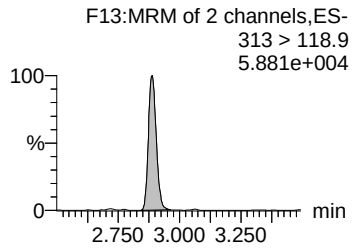


**PFHpA**

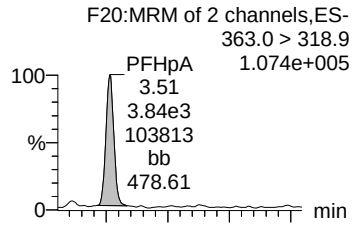


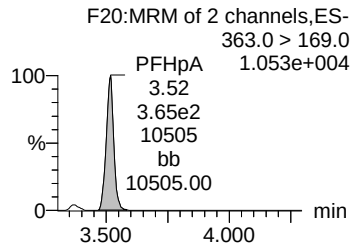


**L-PFHxS**

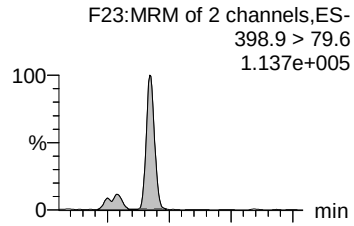


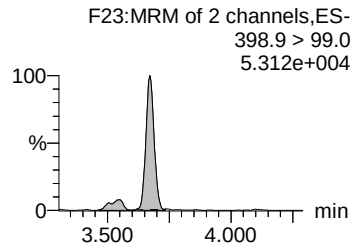


**Total PFHxS**

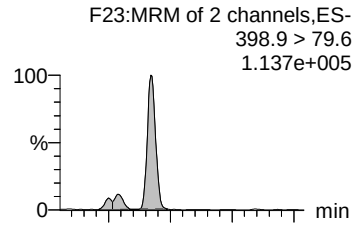


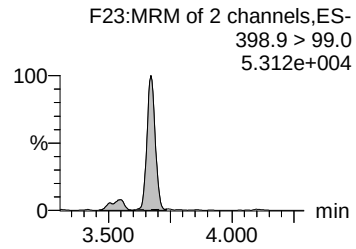


**13C3-PFBS**

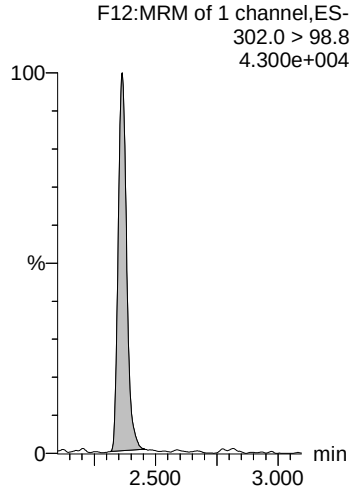


**13C2-PFHxA**

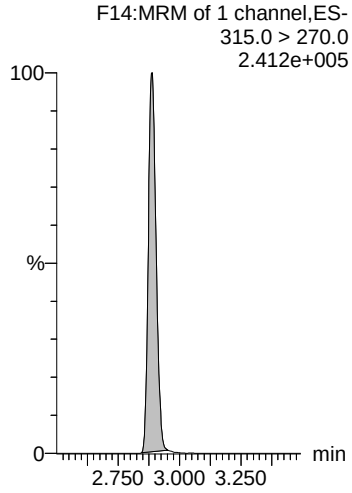


**13C4-PFHpA**

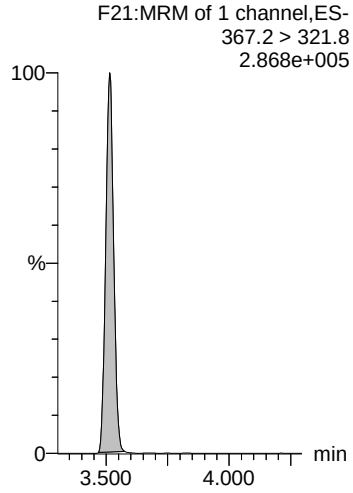


**13C3-PFHxS**

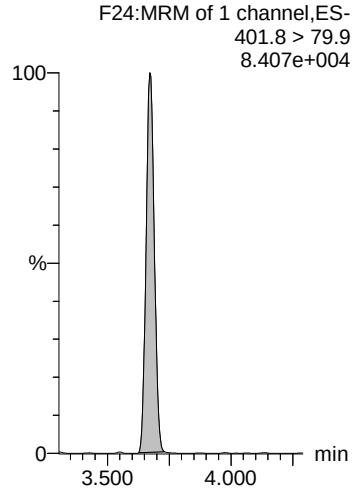


**13C3-PFHxS**

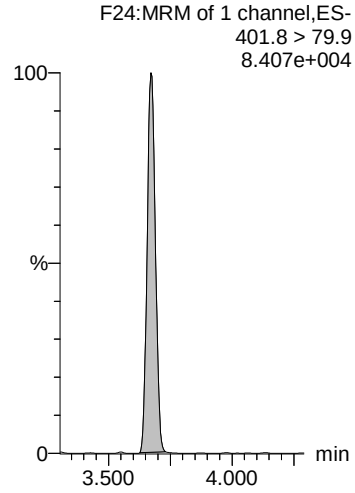



NY 8/5/2019

Review: AMR 8/8/2019

Dataset: M:\Projects\PFAS.PRO\Results\190728M1\190728M1-53.qld

Last Altered: Monday, August 05, 2019 10:01:37 Pacific Daylight Time
Printed: Monday, August 05, 2019 10:02:21 Pacific Daylight Time

**Name: 190728M1_53, Date: 29-Jul-2019, Time: 00:18:15, ID: 1902189-05RE1 NAOA-B03-GW 0.09826, Description: NAOA-B03-GW**

**L-PFOA**

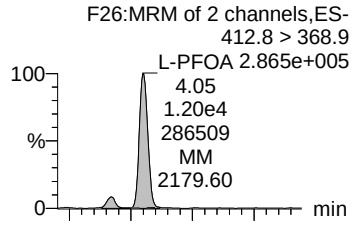


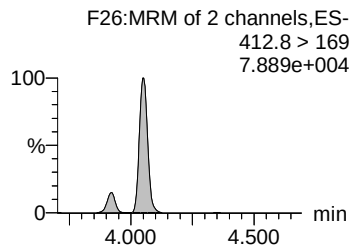


**Total PFOA**

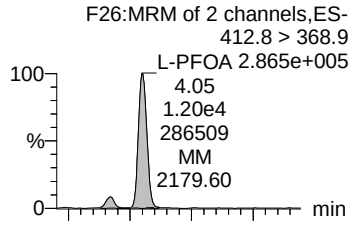


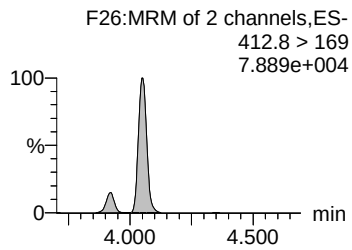


**PFNA**

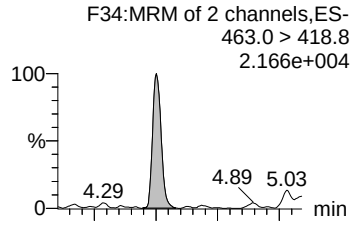


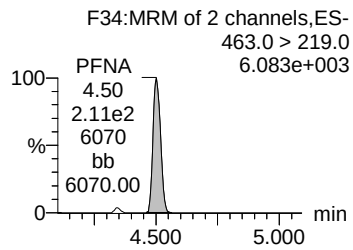


**L-PFOS**

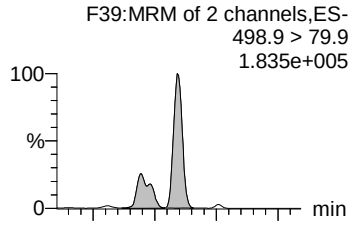


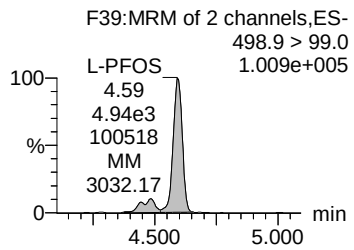


**Total PFOS**

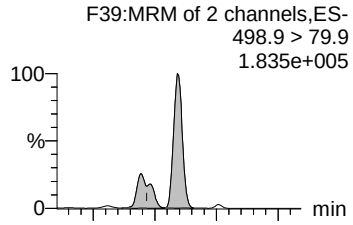


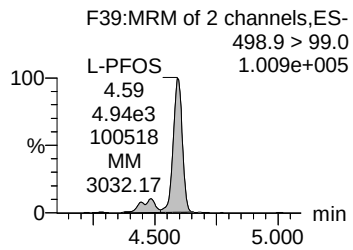


**13C2-PFOA**

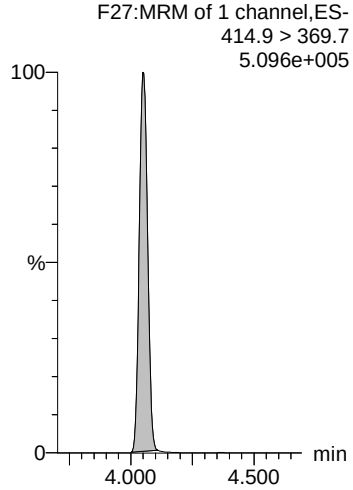


**13C2-PFOA**

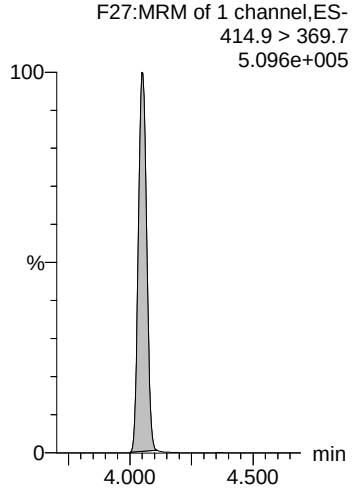


**13C5-PFNA**

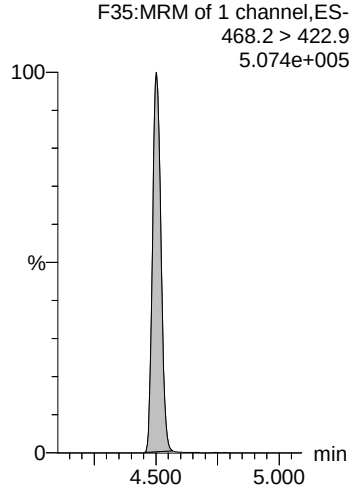


**13C8-PFOS**

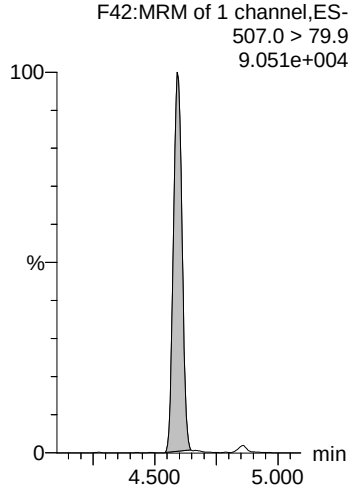


**13C8-PFOS**

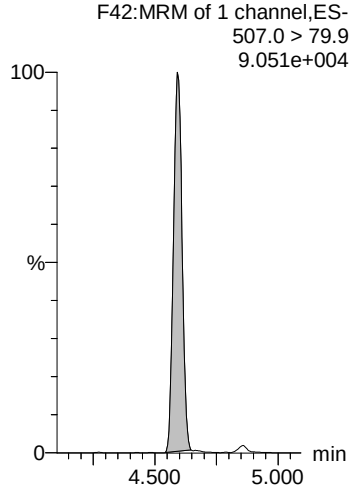




NY 8/5/2019

Vista Analytical Laboratory L14

Review: AMR 8/8/2019

Dataset: M:\Projects\PFAS.PRO\Results\190728M1\190728M1-53.qld

Last Altered: Monday, August 05, 2019 10:01:37 Pacific Daylight Time
Printed: Monday, August 05, 2019 10:02:21 Pacific Daylight Time

**Name: 190728M1_53, Date: 29-Jul-2019, Time: 00:18:15, ID: 1902189-05RE1 NAOA-B03-GW 0.09826, Description: NAOA-B03-GW**

**PFDA**

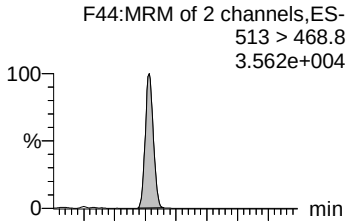


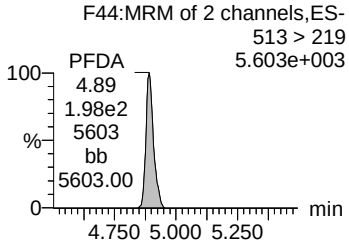


**L-MeFOSAA**

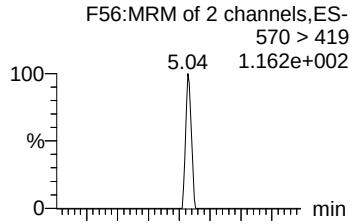


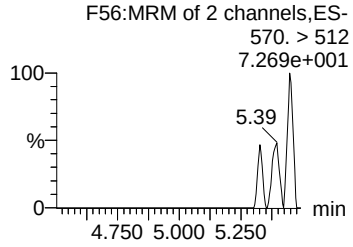


**Total N-MeFOSAA**

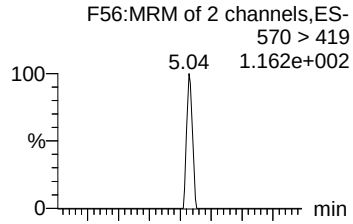


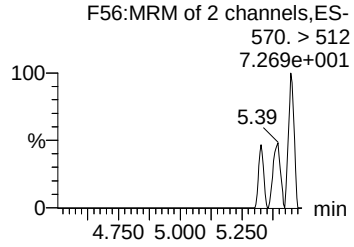


**PFUdA**

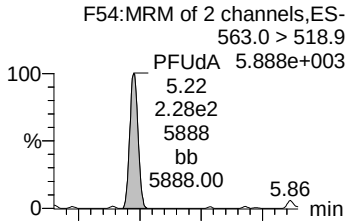


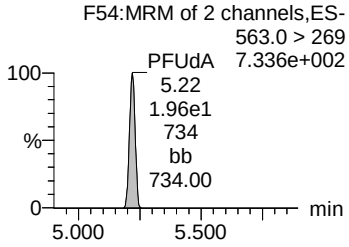


**PFDoA**

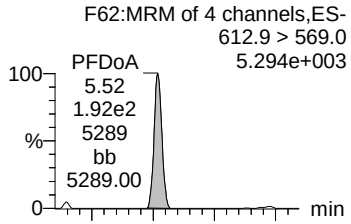


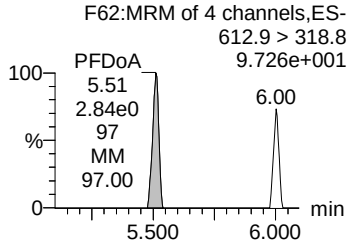


**13C2-PFDA**

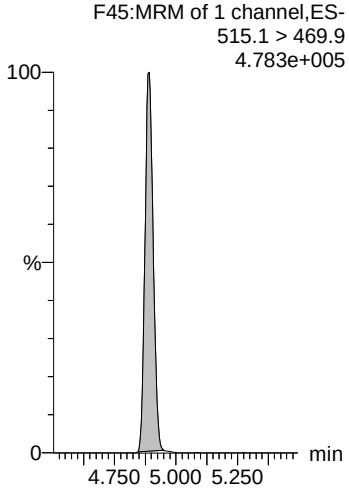


**d3-N-MeFOSAA**

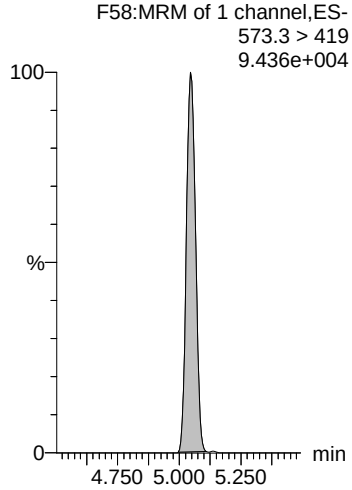


**d3-N-MeFOSAA**

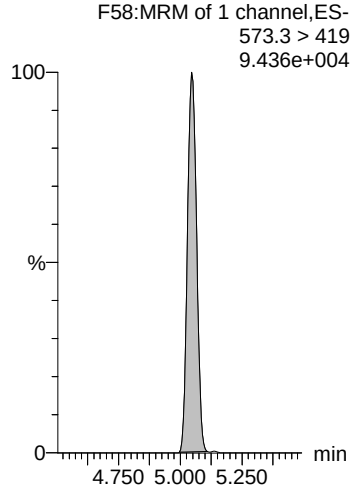


**13C2-PFUdA**

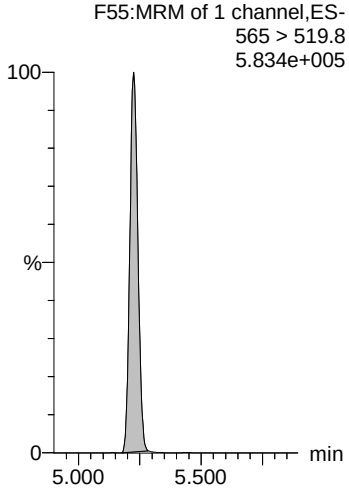


**13C2-PFDoA**

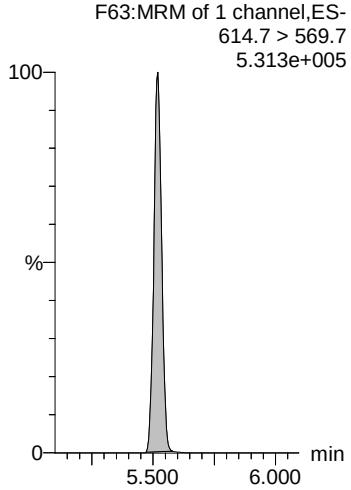



NY 8/5/2019

Review: AMR 8/8/2019

Dataset: M:\Projects\PFAS.PRO\Results\190728M1\190728M1-53.qld

Last Altered: Monday, August 05, 2019 10:01:37 Pacific Daylight Time
Printed: Monday, August 05, 2019 10:02:21 Pacific Daylight Time

**Name: 190728M1_53, Date: 29-Jul-2019, Time: 00:18:15, ID: 1902189-05RE1 NAOA-B03-GW 0.09826, Description: NAOA-B03-GW**

**L-EtFOSAA**

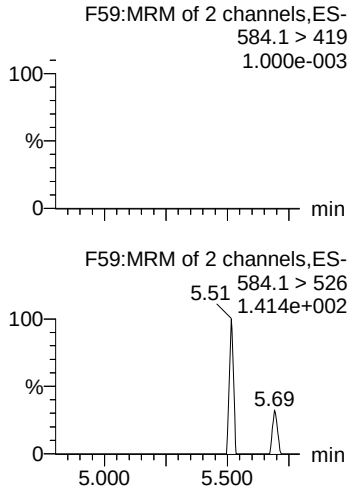


**Total N-EtFOSAA**

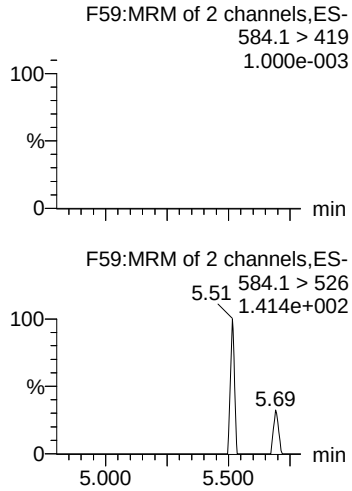


**PFTrDA**

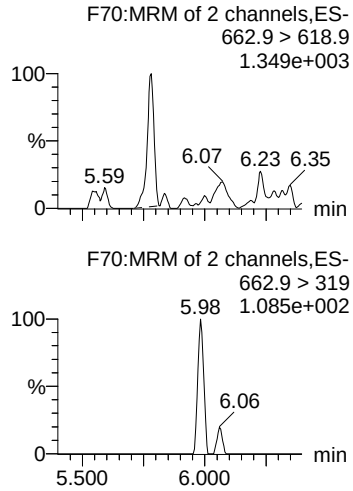


**PFTeDA**

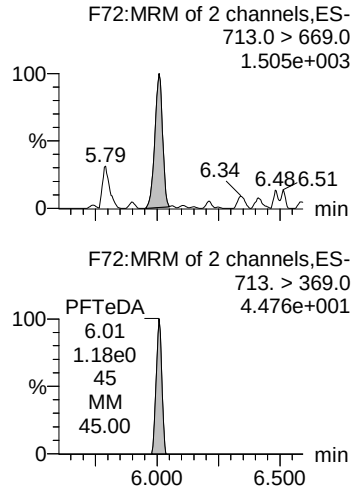


**TDCA**

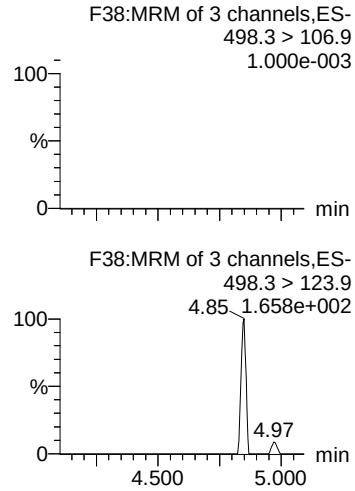


**d5-N-EtFOSAA**

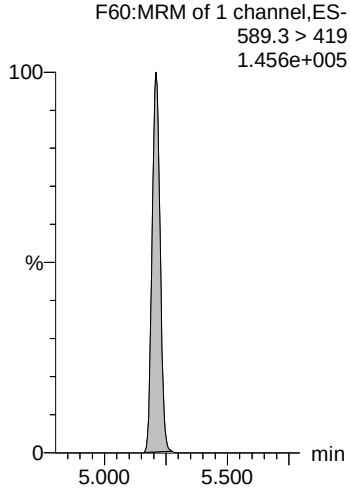


**d5-N-EtFOSAA**

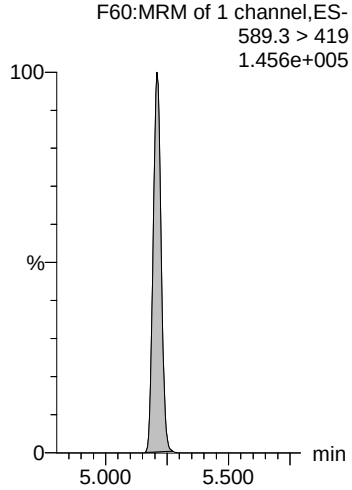


**13C2-PFDoA**

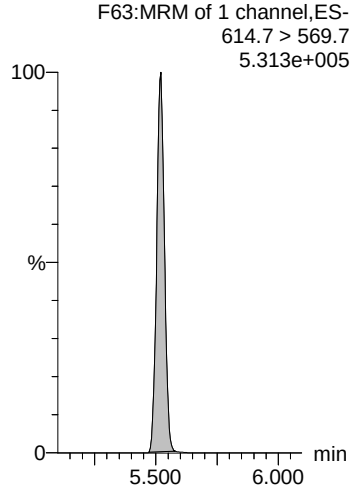


**13C2-PFTeDA**

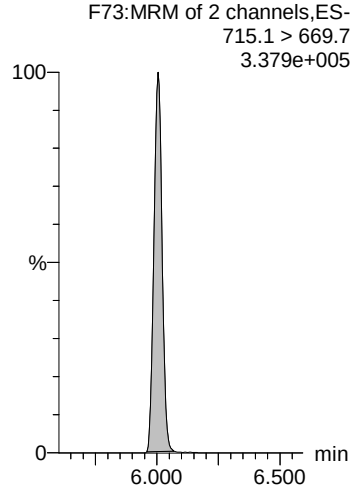


**13C8-PFOS**

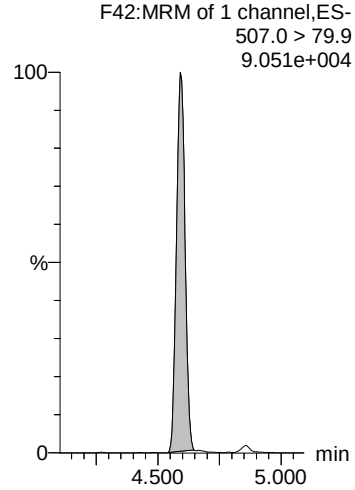




NY 8/5/2019

Review: AMR 8/8/2019

Dataset: M:\Projects\PFAS.PRO\Results\190728M1\190728M1-53.qld

Last Altered: Monday, August 05, 2019 10:01:37 Pacific Daylight Time
Printed: Monday, August 05, 2019 10:02:21 Pacific Daylight Time

**Name: 190728M1_53, Date: 29-Jul-2019, Time: 00:18:15, ID: 1902189-05RE1 NAOA-B03-GW 0.09826, Description: NAOA-B03-GW**

**13C5-PFHxA**

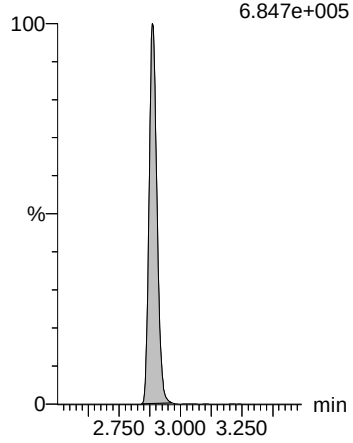


**13C8-PFOA**

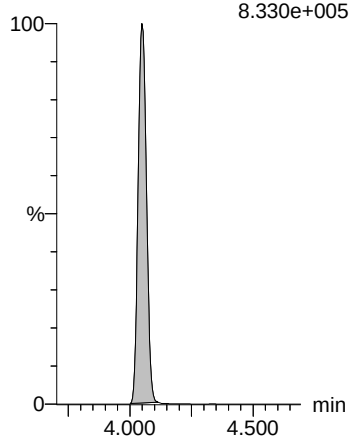


**18O2-PFHxS**

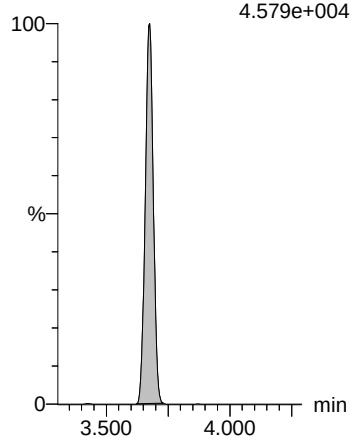


**13C9-PFNA**

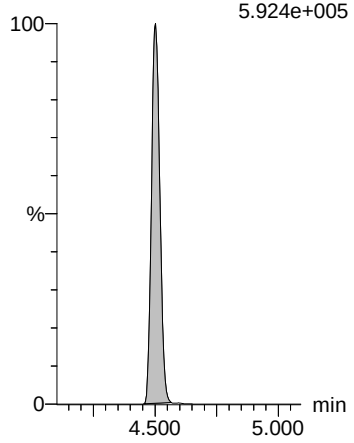


**13C4-PFOS**

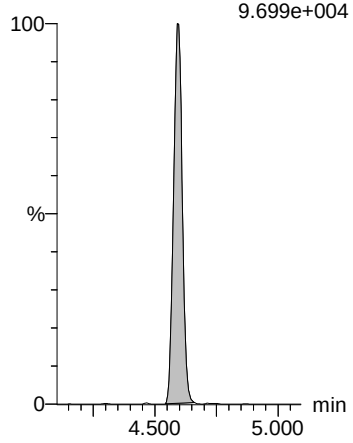


**13C6-PFDA**

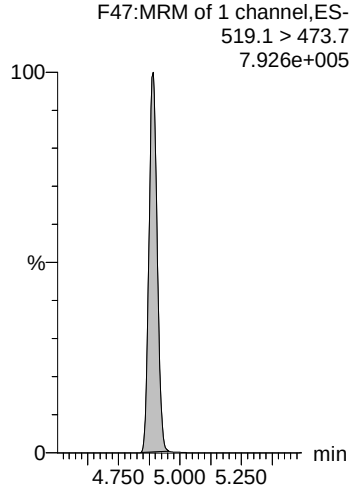


**13C7-PFUdA**

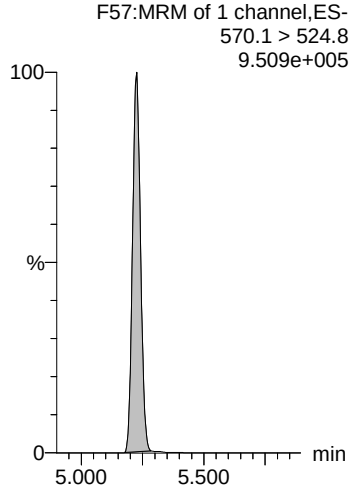




NY 8/5/2019

Dataset: Z:\Projects\PFAS.PRO\Results\190726M1\190726M1-18.qld

Last Altered: Monday, July 29, 2019 15:02:25 Pacific Daylight Time
Printed: Monday, July 29, 2019 15:03:04 Pacific Daylight Time

**Name: 190726M1_18, Date: 26-Jul-2019, Time: 11:27:45, ID: 1902189-06 EB-07152019-GW 0.1175, Description: EB-07152019-GW**

| | # | Name | Trace | Area | IS Area | wt/vol | RRF Mean | Pred.RT | RT | Response | Conc. | %Rec | Ion Ratio | Ratio Out? |
|---|---|---|---|---|---|---|---|---|---|---|---|---|---|---|
| 1 | 5 | PFBS | 299.0 > 79.7 | | 2.07e3 | 0.117 | | 2.42 | | | | | | |
| 2 | 7 | PFHxA | 313.0 > 269.0 | 2.51e2 | 1.07e4 | 0.117 | | 2.94 | 2.94 | 0.118 | 0.5440 | | 14.161 | NO |
| 3 | 11 | PFHpA | 363.0 > 318.9 | 6.22e1 | 1.28e4 | 0.117 | | 3.55 | 3.56 | 0.0608 | 0.4070 | | 18.077 | YES |
| 4 | 13 | L-PFHxS | 398.9 > 79.6 | 7.76e0 | 4.45e3 | 0.117 | | 3.71 | 3.71 | 0.0218 | 0.2152 | | 0.642 | YES |
| 5 | 80 | Total PFHxS | 398.9 > 79.6 | 7.76e0 | 4.45e3 | 0.117 | | 3.83 | | 0.0218 | 0.2152 | | | |
| 6 | 49 | 13C3-PFBS | 302.0 > 98.8 | 2.07e3 | 2.12e3 | 0.117 | 1.058 | 2.44 | 2.42 | 12.2 | 98.0443 | 92.2 | | |
| 7 | 52 | 13C2-PFHxA | 315.0 > 270.0 | 1.07e4 | 2.85e4 | 0.117 | 0.978 | 2.95 | 2.94 | 4.68 | 40.7217 | 95.7 | | |
| 8 | 53 | 13C4-PFHpA | 367.2 > 321.8 | 1.28e4 | 2.85e4 | 0.117 | 0.479 | 3.57 | 3.55 | 5.61 | 99.8074 | 93.8 | | |
| 9 | 54 | 13C3-PFHxS | 401.8 > 79.9 | 4.45e3 | 2.12e3 | 0.117 | 2.024 | 3.73 | 3.71 | 26.2 | 110.2717 | 103.7 | | |
| 10 | 54 | 13C3-PFHxS | 401.8 > 79.9 | 4.45e3 | 2.12e3 | 0.117 | 2.024 | 3.73 | 3.71 | 26.2 | 110.2717 | 103.7 | | |
| 11 | -1 | | | | | | | | | | | | | |
| 12 | 16 | L-PFOA | 412.8 > 368.9 | 1.74e2 | 2.27e4 | 0.117 | | 4.09 | 4.09 | 0.0958 | 0.3289 | | 6.002 | YES |
| 13 | 81 | Total PFOA | 412.8 > 368.9 | 1.74e2 | 2.27e4 | 0.117 | | 4.21 | | 0.0958 | 0.3289 | | | |
| 14 | 21 | PFNA | 463.0 > 418.8 | | 2.30e4 | 0.117 | | 4.53 | | | | | | |
| 15 | 23 | L-PFOS | 498.9 > 79.9 | 2.73e1 | 4.55e3 | 0.117 | | 4.62 | 4.62 | 0.0751 | 0.7552 | | 2.607 | NO |
| 16 | 82 | Total PFOS | 498.9 > 79.9 | 2.73e1 | 4.55e3 | 0.117 | | 4.74 | | 0.0751 | 0.7552 | | | |
| 17 | 58 | 13C2-PFOA | 414.9 > 369.7 | 2.27e4 | 3.62e4 | 0.117 | 0.681 | 4.11 | 4.09 | 7.83 | 97.8715 | 92.0 | | |
| 18 | 58 | 13C2-PFOA | 414.9 > 369.7 | 2.27e4 | 3.62e4 | 0.117 | 0.681 | 4.11 | 4.09 | 7.83 | 97.8715 | 92.0 | | |
| 19 | 56 | 13C5-PFNA | 468.2 > 422.9 | 2.30e4 | 2.61e4 | 0.117 | 1.002 | 4.55 | 4.53 | 11.0 | 93.6800 | 88.1 | | |
| 20 | 59 | 13C8-PFOS | 507.0 > 79.9 | 4.55e3 | 5.39e3 | 0.117 | 0.997 | 4.64 | 4.62 | 10.5 | 90.0698 | 84.7 | | |
| 21 | 59 | 13C8-PFOS | 507.0 > 79.9 | 4.55e3 | 5.39e3 | 0.117 | 0.997 | 4.64 | 4.62 | 10.5 | 90.0698 | 84.7 | | |
| 22 | -1 | | | | | | | | | | | | | |
| 23 | 26 | PFDA | 513 > 468.8 | | 2.16e4 | 0.117 | | 4.91 | | | | | | |
| 24 | 29 | L-MeFOSAA | 570 > 419 | | 5.80e3 | 0.117 | | 5.07 | | | | | | |
| 25 | 83 | Total N-MeFOSAA | 570. > 419 | 0.00e0 | 5.80e3 | 0.117 | | 5.19 | | 0.000 | | | | |
| 26 | 33 | PFUdA | 563.0 > 518.9 | 8.96e1 | 2.76e4 | 0.117 | | 5.25 | 5.25 | 0.0406 | | | 44.651 | YES |
| 27 | 37 | PFDoA | 612.9 > 569.0 | 1.85e1 | 2.60e4 | 0.117 | | 5.54 | 5.54 | 0.00891 | | | 19.064 | YES |
| 28 | 60 | 13C2-PFDA | 515.1 > 469.9 | 2.16e4 | 3.28e4 | 0.117 | 0.819 | 4.93 | 4.91 | 8.24 | 85.6137 | 80.5 | | |
| 29 | 62 | d3-N-MeFOSAA | 573.3 > 419 | 5.80e3 | 4.24e4 | 0.117 | 0.177 | 5.08 | 5.07 | 1.71 | 82.0238 | 77.1 | | |
| 30 | 62 | d3-N-MeFOSAA | 573.3 > 419 | 5.80e3 | 4.24e4 | 0.117 | 0.177 | 5.08 | 5.07 | 1.71 | 82.0238 | 77.1 | | |
| 31 | 63 | 13C2-PFUdA | 565 > 519.8 | 2.76e4 | 4.24e4 | 0.117 | 0.889 | 5.26 | 5.25 | 8.13 | 77.8655 | 73.2 | | |
| 32 | 65 | 13C2-PFDoA | 614.7 > 569.7 | 2.60e4 | 3.28e4 | 0.117 | 1.087 | 5.55 | 5.54 | 9.92 | 77.6340 | 73.0 | | |
| 33 | -1 | | | | | | | | | | | | | |
| 34 | 31 | L-EtFOSAA | 584.1 > 419 | | 7.33e3 | 0.117 | | 5.23 | | | | | | |
| 35 | 84 | Total N-EtFOSAA | 584.1 > 419 | 0.00e0 | 7.33e3 | 0.117 | | 5.33 | | 0.000 | | | | |
| 36 | 39 | PFTrDA | 662.9 > 618.9 | 9.10e0 | 2.60e4 | 0.117 | | 5.79 | 5.80 | 0.00437 | | | 3.156 | YES |

Vista Analytical Laboratory L14

Dataset: Z:\Projects\PFAS.PRO\Results\190726M1\190726M1-18.qld

Last Altered: Monday, July 29, 2019 15:02:25 Pacific Daylight Time
Printed: Monday, July 29, 2019 15:03:04 Pacific Daylight Time

**Name: 190726M1_18, Date: 26-Jul-2019, Time: 11:27:45, ID: 1902189-06 EB-07152019-GW 0.1175, Description: EB-07152019-GW**

| | # | Name | Trace | Area | IS Area | wt/vol | RRF Mean | Pred.RT | RT | Response | Conc. | %Rec | Ion Ratio | Ratio Out? |
|---|---|---|---|---|---|---|---|---|---|---|---|---|---|---|
| 37 | 41 | PFTeDA | 713.0 > 669.0 | | 1.98e4 | 0.117 | | 6.02 | | | | | | |
| 38 | 85 | TDCA | 498.3>106.9 | | | 0.117 | | 5.45 | | | | | | |
| 39 | 64 | d5-N-EtFOSAA | 589.3 > 419 | 7.33e3 | 4.24e4 | 0.117 | 0.224 | 5.25 | 5.23 | 2.16 | 82.1724 | 77.2 | | |
| 40 | 64 | d5-N-EtFOSAA | 589.3 > 419 | 7.33e3 | 4.24e4 | 0.117 | 0.224 | 5.25 | 5.23 | 2.16 | 82.1724 | 77.2 | | |
| 41 | 65 | 13C2-PFDoA | 614.7 > 569.7 | 2.60e4 | 3.28e4 | 0.117 | 1.087 | 5.55 | 5.54 | 9.92 | 77.6340 | 73.0 | | |
| 42 | 67 | 13C2-PFTeDA | 715.1 > 669.7 | 1.98e4 | 4.24e4 | 0.117 | 0.604 | 6.03 | 6.02 | 5.85 | 82.4506 | 77.5 | | |
| 43 | 59 | 13C8-PFOS | 507.0 > 79.9 | 4.55e3 | 5.39e3 | 0.117 | 0.997 | 4.64 | 4.62 | 10.5 | 90.0698 | 84.7 | | |
| 44 | -1 | | | | | | | | | | | | | |
| 45 | 73 | 13C5-PFHxA | 318.0 > 272.9 | 2.85e4 | 2.85e4 | 0.117 | 1.000 | 2.95 | 2.94 | 12.5 | 106.3830 | 100.0 | | |
| 46 | 75 | 13C8-PFOA | 420.9 > 376.0 | 3.62e4 | 3.62e4 | 0.117 | 1.000 | 4.11 | 4.08 | 12.5 | 106.3830 | 100.0 | | |
| 47 | 74 | 18O2-PFHxS | 403.0 > 102.6 | 2.12e3 | 2.12e3 | 0.117 | 1.000 | 3.73 | 3.71 | 12.5 | 106.3830 | 100.0 | | |
| 48 | 76 | 13C9-PFNA | 472.2 > 426.9 | 2.61e4 | 2.61e4 | 0.117 | 1.000 | 4.55 | 4.53 | 12.5 | 106.3830 | 100.0 | | |
| 49 | 77 | 13C4-PFOS | 503 > 79.9 | 5.39e3 | 5.39e3 | 0.117 | 1.000 | 4.64 | 4.62 | 12.5 | 106.3830 | 100.0 | | |
| 50 | 78 | 13C6-PFDA | 519.1 > 473.7 | 3.28e4 | 3.28e4 | 0.117 | 1.000 | 4.93 | 4.91 | 12.5 | 106.3830 | 100.0 | | |
| 51 | 79 | 13C7-PFUdA | 570.1 > 524.8 | 4.24e4 | 4.24e4 | 0.117 | 1.000 | 5.26 | 5.25 | 12.5 | 106.3830 | 100.0 | | |

Vista Analytical Laboratory L14

Dataset: Z:\Projects\PFAS.PRO\Results\190726M1\190726M1-18.qld

Last Altered: Monday, July 29, 2019 15:02:25 Pacific Daylight Time
Printed: Monday, July 29, 2019 15:03:04 Pacific Daylight Time

**Method: Z:\Projects\PFAS.PRO\MethDB\PFAS_FULL_80C_072419.mdb 24 Jul 2019 09:05:00**
**Calibration: Z:\Projects\PFAS.PRO\CurveDB\C18_VAL-PFAS_Q4_07-22-19.cdb 22 Jul 2019 13:13:35**

**Name: 190726M1_18, Date: 26-Jul-2019, Time: 11:27:45, ID: 1902189-06 EB-07152019-GW 0.1175, Description: EB-07152019-GW**

**PFBS**

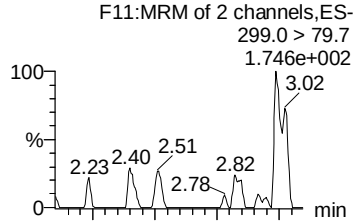


**PFHxA**

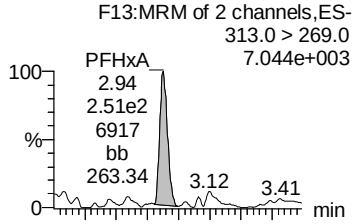


**PFHpA**

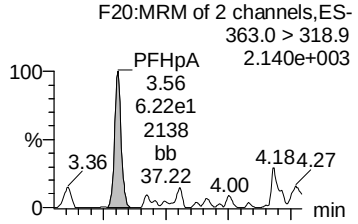


**L-PFHxS**

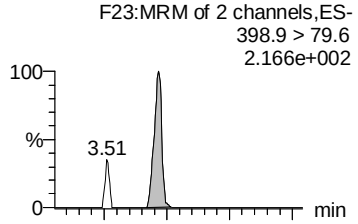


**Total PFHxS**

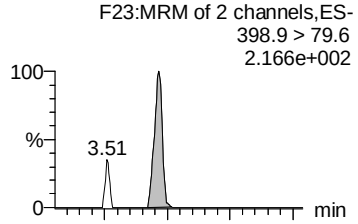


**13C3-PFBS**

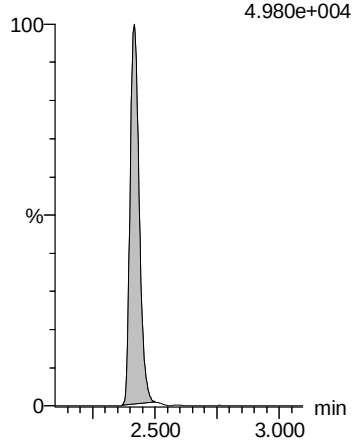


**13C2-PFHxA**

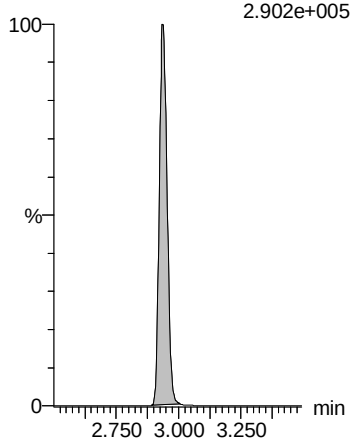


**13C4-PFHpA**

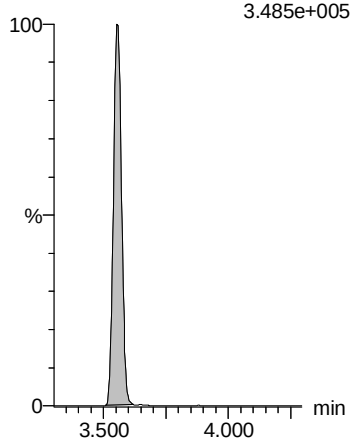


**13C3-PFHxS**

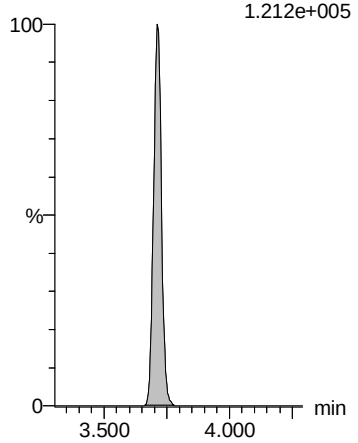


**13C3-PFHxS**

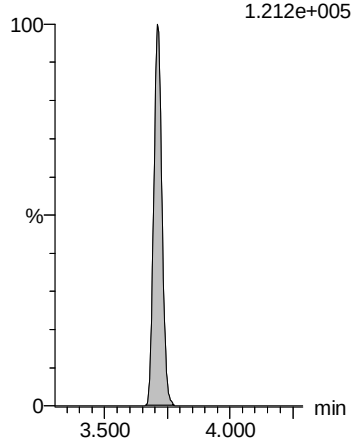

Dataset: Z:\Projects\PFAS.PRO\Results\190726M1\190726M1-18.qld

Last Altered: Monday, July 29, 2019 15:02:25 Pacific Daylight Time
Printed: Monday, July 29, 2019 15:03:04 Pacific Daylight Time

**Name: 190726M1_18, Date: 26-Jul-2019, Time: 11:27:45, ID: 1902189-06 EB-07152019-GW 0.1175, Description: EB-07152019-GW**

**L-PFOA**

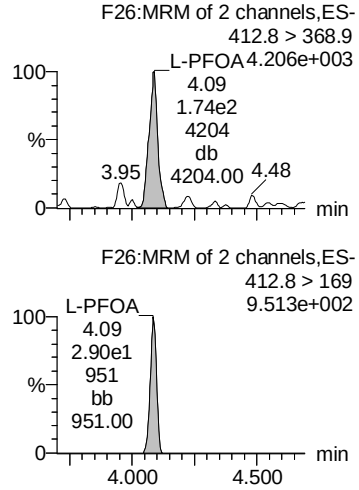


**Total PFOA**

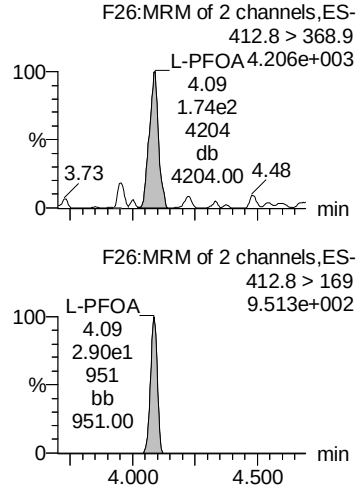


**PFNA**

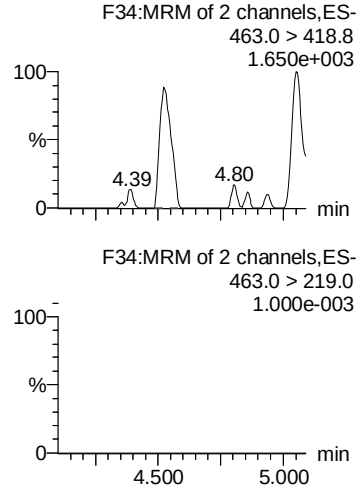


**L-PFOS**

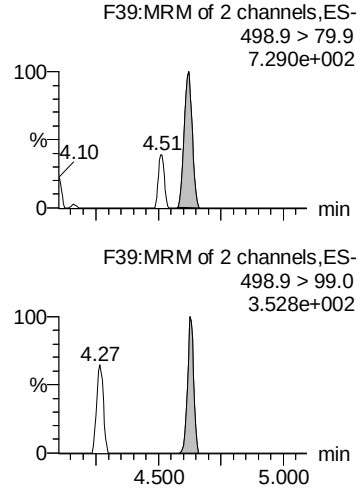


**Total PFOS**

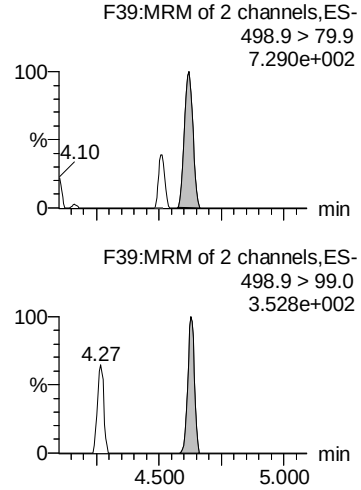


**13C2-PFOA**

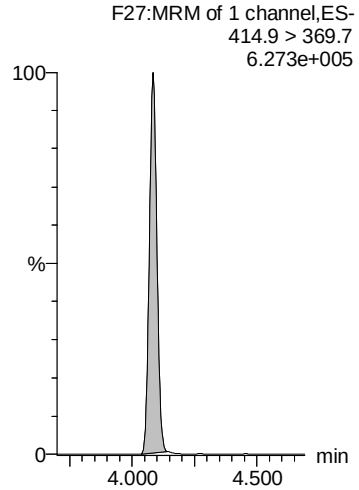


**13C2-PFOA**

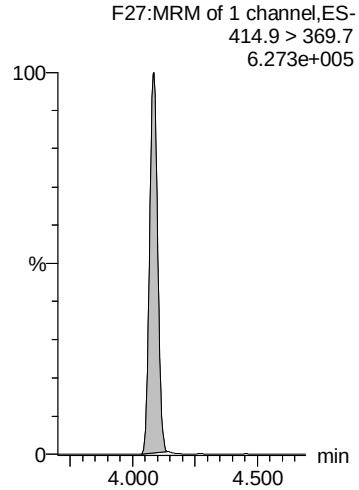


**13C5-PFNA**

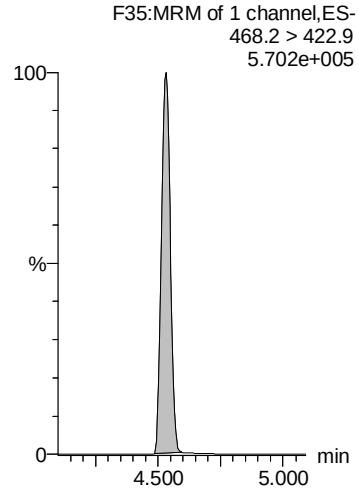


**13C8-PFOS**

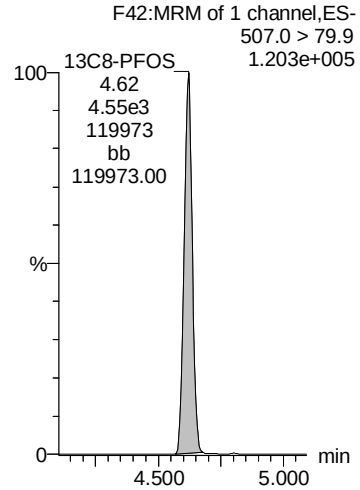


**13C8-PFOS**

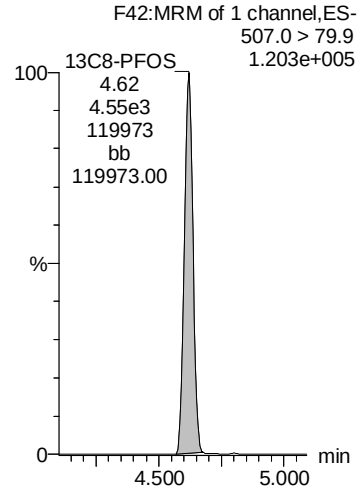

Dataset: Z:\Projects\PFAS.PRO\Results\190726M1\190726M1-18.qld

Last Altered: Monday, July 29, 2019 15:02:25 Pacific Daylight Time
Printed: Monday, July 29, 2019 15:03:04 Pacific Daylight Time

**Name: 190726M1_18, Date: 26-Jul-2019, Time: 11:27:45, ID: 1902189-06 EB-07152019-GW 0.1175, Description: EB-07152019-GW**

**PFDA**

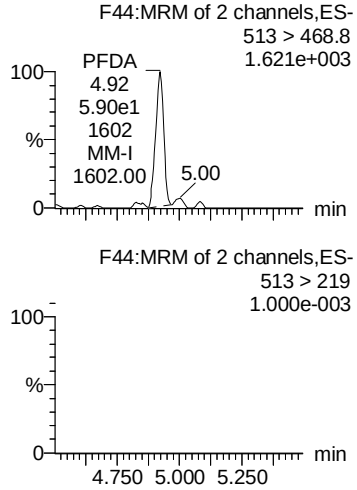


**L-MeFOSAA**

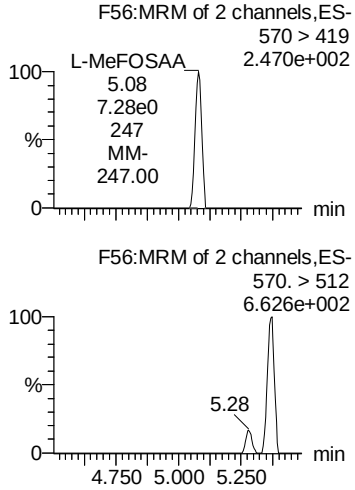


**Total N-MeFOSAA**

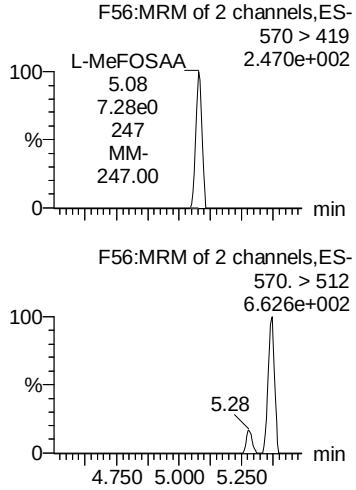


**PFUdA**

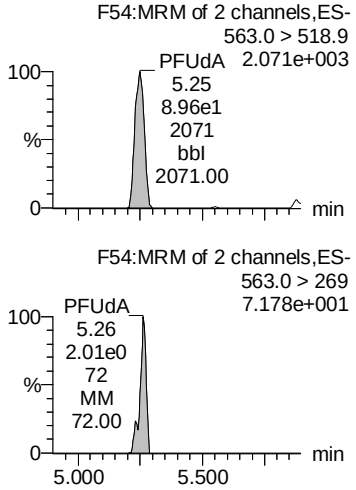


**PFDoA**

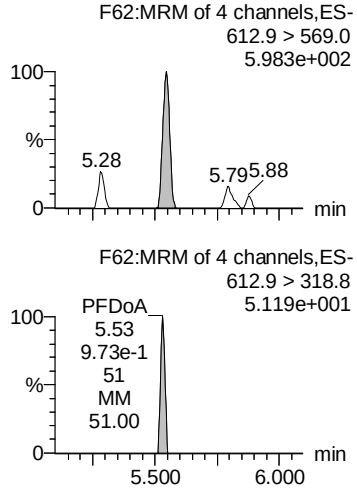


**13C2-PFDA**

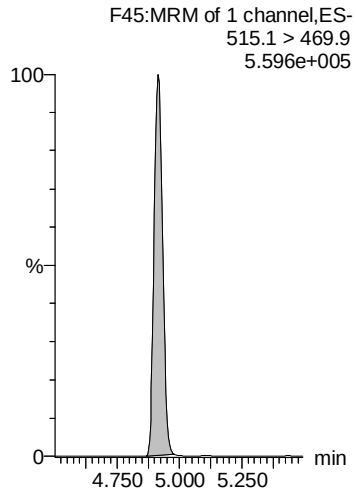


**d3-N-MeFOSAA**

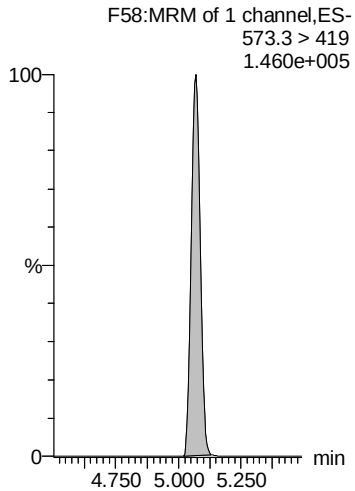


**d3-N-MeFOSAA**

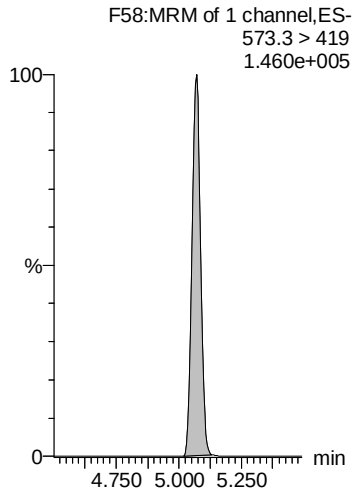


**13C2-PFUdA**

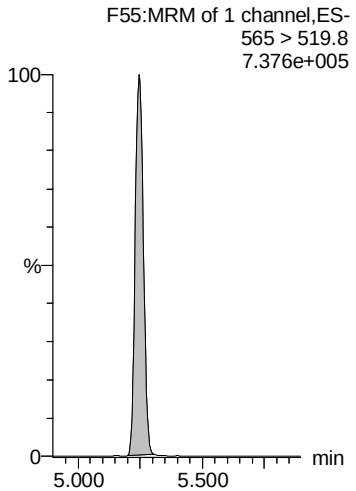


**13C2-PFDoA**

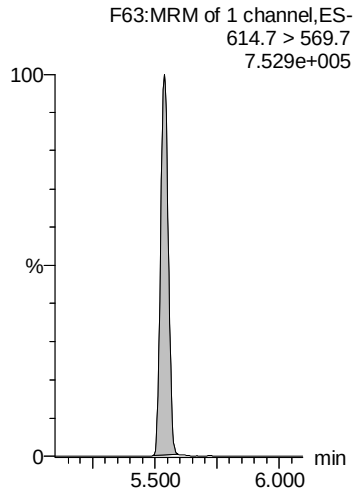

Dataset: Z:\Projects\PFAS.PRO\Results\190726M1\190726M1-18.qld

Last Altered: Monday, July 29, 2019 15:02:25 Pacific Daylight Time
Printed: Monday, July 29, 2019 15:03:04 Pacific Daylight Time

**Name: 190726M1_18, Date: 26-Jul-2019, Time: 11:27:45, ID: 1902189-06 EB-07152019-GW 0.1175, Description: EB-07152019-GW**

**L-EtFOSAA**

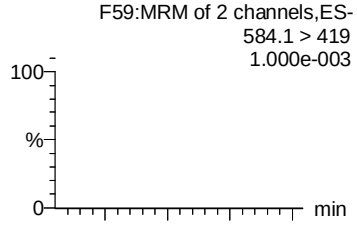


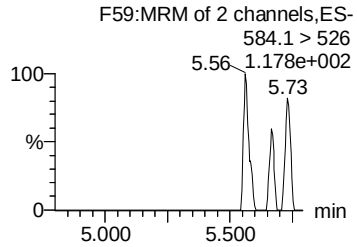


**Total N-EtFOSAA**

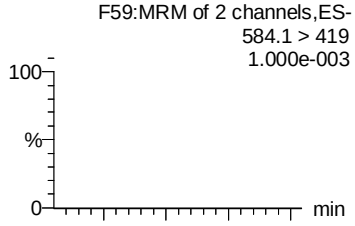


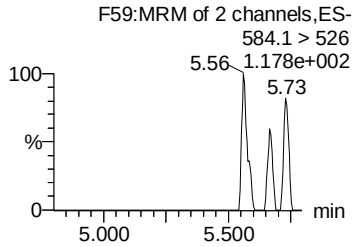


**PFTrDA**

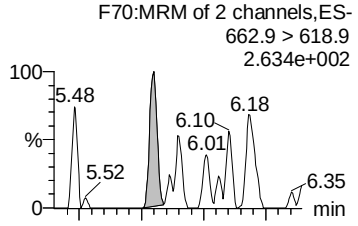


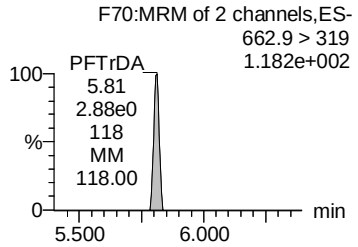


**PFTeDA**

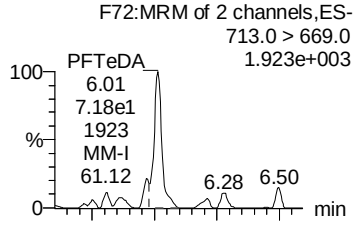


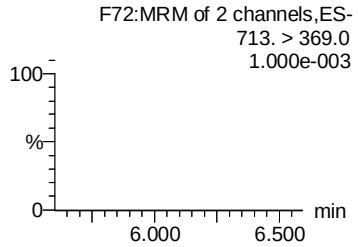


**TDCA**

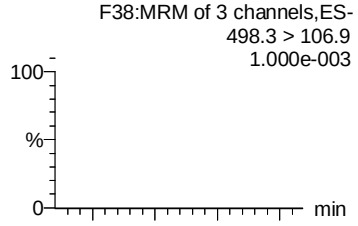


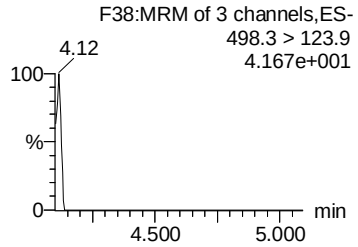


**d5-N-EtFOSAA**

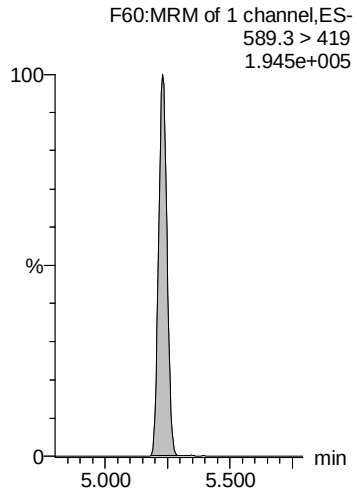


**d5-N-EtFOSAA**

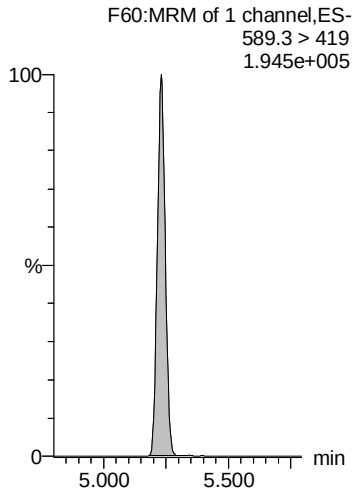


**13C2-PFDoA**

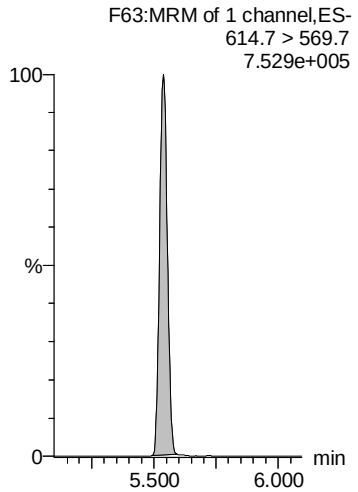


**13C2-PFTeDA**

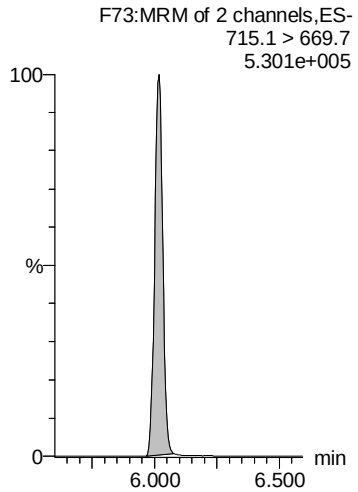


**13C8-PFOS**

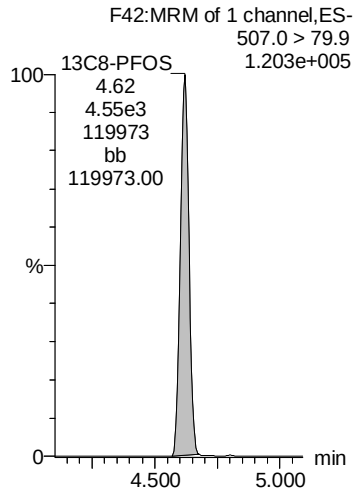

Dataset: Z:\Projects\PFAS.PRO\Results\190726M1\190726M1-18.qld

Last Altered: Monday, July 29, 2019 15:02:25 Pacific Daylight Time
Printed: Monday, July 29, 2019 15:03:04 Pacific Daylight Time

**Name: 190726M1_18, Date: 26-Jul-2019, Time: 11:27:45, ID: 1902189-06 EB-07152019-GW 0.1175, Description: EB-07152019-GW**

**13C5-PFHxA**

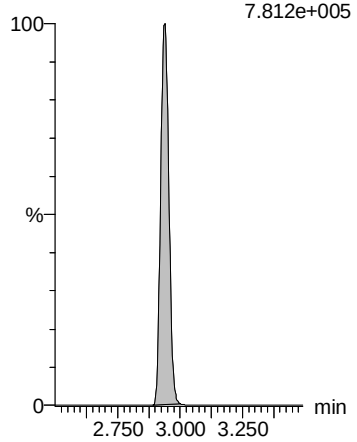


**13C8-PFOA**

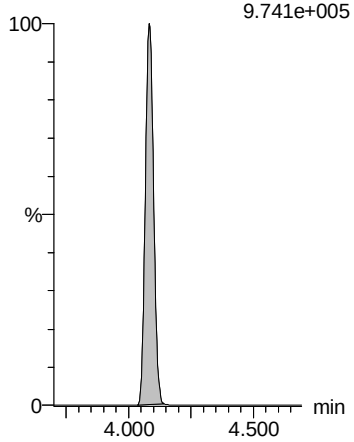


**18O2-PFHxS**

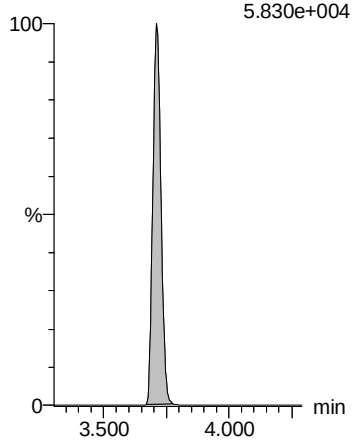


**13C9-PFNA**

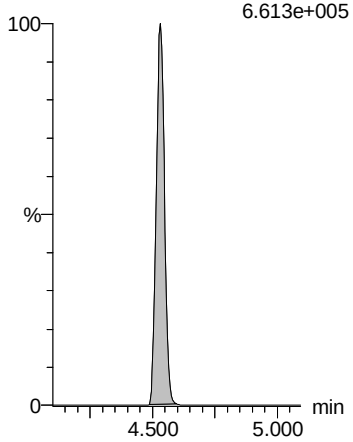


**13C4-PFOS**

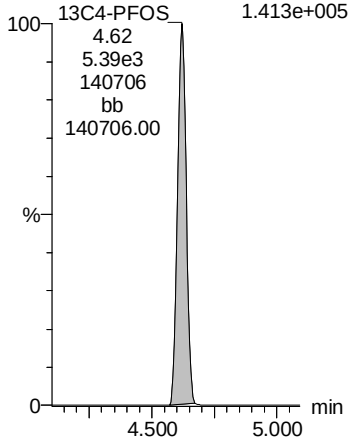


**13C6-PFDA**

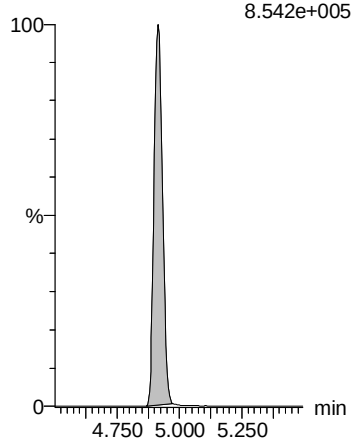


**13C7-PFUdA**

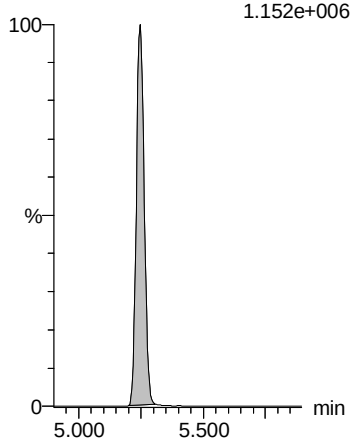

Dataset: Z:\Projects\PFAS.PRO\Results\190726M1\190726M1-19.qld

Last Altered: Monday, July 29, 2019 15:05:03 Pacific Daylight Time
Printed: Monday, July 29, 2019 15:05:22 Pacific Daylight Time

**Name: 190726M1_19, Date: 26-Jul-2019, Time: 11:38:17, ID: 1902189-07 FRB-07152019 0.11592, Description: FRB-07152019**

| | # | Name | Trace | Area | IS Area | wt/vol | RRF Mean | Pred.RT | RT | Response | Conc. | %Rec | Ion Ratio | Ratio Out? |
|---|---|---|---|---|---|---|---|---|---|---|---|---|---|---|
| 1 | 5 | PFBS | 299.0 > 79.7 | | 2.18e3 | 0.116 | | 2.42 | | | | | | |
| 2 | 7 | PFHxA | 313.0 > 269.0 | | 1.04e4 | 0.116 | | 2.94 | | | | | | |
| 3 | 11 | PFHpA | 363.0 > 318.9 | | 1.29e4 | 0.116 | | 3.56 | | | | | | |
| 4 | 13 | L-PFHxS | 398.9 > 79.6 | 1.50e1 | 3.95e3 | 0.116 | | 3.71 | 3.72 | 0.0474 | 0.4611 | | 10.195 | YES |
| 5 | 80 | Total PFHxS | 398.9 > 79.6 | 1.50e1 | 3.95e3 | 0.116 | | 3.83 | | 0.0474 | 0.4611 | | | |
| 6 | 49 | 13C3-PFBS | 302.0 > 98.8 | 2.18e3 | 2.05e3 | 0.116 | 1.058 | 2.44 | 2.42 | 13.3 | 108.3880 | 100.5 | | |
| 7 | 52 | 13C2-PFHxA | 315.0 > 270.0 | 1.04e4 | 2.88e4 | 0.116 | 0.978 | 2.95 | 2.94 | 4.50 | 39.6904 | 92.0 | | |
| 8 | 53 | 13C4-PFHpA | 367.2 > 321.8 | 1.29e4 | 2.88e4 | 0.116 | 0.479 | 3.57 | 3.56 | 5.58 | 100.6363 | 93.3 | | |
| 9 | 54 | 13C3-PFHxS | 401.8 > 79.9 | 3.95e3 | 2.05e3 | 0.116 | 2.024 | 3.73 | 3.71 | 24.1 | 102.6179 | 95.2 | | |
| 10 | 54 | 13C3-PFHxS | 401.8 > 79.9 | 3.95e3 | 2.05e3 | 0.116 | 2.024 | 3.73 | 3.71 | 24.1 | 102.6179 | 95.2 | | |
| 11 | -1 | | | | | | | | | | | | | |
| 12 | 16 | L-PFOA | 412.8 > 368.9 | 8.12e1 | 2.31e4 | 0.116 | | 4.08 | 4.09 | 0.0439 | 0.0358 | | 5.435 | NO |
| 13 | 81 | Total PFOA | 412.8 > 368.9 | 8.12e1 | 2.31e4 | 0.116 | | 4.21 | | 0.0439 | 0.0358 | | | |
| 14 | 21 | PFNA | 463.0 > 418.8 | 1.78e1 | 2.30e4 | 0.116 | | 4.53 | 4.54 | 0.00971 | | | 25.364 | YES |
| 15 | 23 | L-PFOS | 498.9 > 79.9 | 8.58e0 | 4.47e3 | 0.116 | | 4.62 | 4.61 | 0.0240 | 0.3529 | | 1.400 | NO |
| 16 | 82 | Total PFOS | 498.9 > 79.9 | 8.58e0 | 4.47e3 | 0.116 | | 4.74 | | 0.0240 | 0.3529 | | | |
| 17 | 58 | 13C2-PFOA | 414.9 > 369.7 | 2.31e4 | 3.82e4 | 0.116 | 0.681 | 4.11 | 4.08 | 7.56 | 95.7602 | 88.8 | | |
| 18 | 58 | 13C2-PFOA | 414.9 > 369.7 | 2.31e4 | 3.82e4 | 0.116 | 0.681 | 4.11 | 4.08 | 7.56 | 95.7602 | 88.8 | | |
| 19 | 56 | 13C5-PFNA | 468.2 > 422.9 | 2.30e4 | 2.64e4 | 0.116 | 1.002 | 4.55 | 4.53 | 10.9 | 93.7390 | 86.9 | | |
| 20 | 59 | 13C8-PFOS | 507.0 > 79.9 | 4.47e3 | 5.32e3 | 0.116 | 0.997 | 4.64 | 4.62 | 10.5 | 90.9711 | 84.4 | | |
| 21 | 59 | 13C8-PFOS | 507.0 > 79.9 | 4.47e3 | 5.32e3 | 0.116 | 0.997 | 4.64 | 4.62 | 10.5 | 90.9711 | 84.4 | | |
| 22 | -1 | | | | | | | | | | | | | |
| 23 | 26 | PFDA | 513 > 468.8 | | 2.24e4 | 0.116 | | 4.91 | | | | | | |
| 24 | 29 | L-MeFOSAA | 570 > 419 | | 4.74e3 | 0.116 | | 5.07 | | | | | | |
| 25 | 83 | Total N-MeFOSAA | 570. > 419 | 0.00e0 | 4.74e3 | 0.116 | | 5.19 | | 0.000 | | | | |
| 26 | 33 | PFUdA | 563.0 > 518.9 | | 2.77e4 | 0.116 | | 5.25 | | | | | | |
| 27 | 37 | PFDoA | 612.9 > 569.0 | | 2.65e4 | 0.116 | | 5.54 | | | | | | |
| 28 | 60 | 13C2-PFDA | 515.1 > 469.9 | 2.24e4 | 3.55e4 | 0.116 | 0.819 | 4.93 | 4.91 | 7.88 | 83.0177 | 77.0 | | |
| 29 | 62 | d3-N-MeFOSAA | 573.3 > 419 | 4.74e3 | 4.25e4 | 0.116 | 0.177 | 5.08 | 5.07 | 1.39 | 67.7426 | 62.8 | | |
| 30 | 62 | d3-N-MeFOSAA | 573.3 > 419 | 4.74e3 | 4.25e4 | 0.116 | 0.177 | 5.08 | 5.07 | 1.39 | 67.7426 | 62.8 | | |
| 31 | 63 | 13C2-PFUdA | 565 > 519.8 | 2.77e4 | 4.25e4 | 0.116 | 0.889 | 5.26 | 5.25 | 8.13 | 78.9037 | 73.2 | | |
| 32 | 65 | 13C2-PFDoA | 614.7 > 569.7 | 2.65e4 | 3.55e4 | 0.116 | 1.087 | 5.55 | 5.54 | 9.34 | 74.0866 | 68.7 | | |
| 33 | -1 | | | | | | | | | | | | | |
| 34 | 31 | L-EtFOSAA | 584.1 > 419 | | 6.38e3 | 0.116 | | 5.23 | | | | | | |
| 35 | 84 | Total N-EtFOSAA | 584.1 > 419 | 0.00e0 | 6.38e3 | 0.116 | | 5.33 | | 0.000 | | | | |
| 36 | 39 | PFTrDA | 662.9 > 618.9 | | 2.65e4 | 0.116 | | 5.79 | | | | | | |

Vista Analytical Laboratory L14

Dataset: Z:\Projects\PFAS.PRO\Results\190726M1\190726M1-19.qld

Last Altered: Monday, July 29, 2019 15:05:03 Pacific Daylight Time
Printed: Monday, July 29, 2019 15:05:22 Pacific Daylight Time

**Name: 190726M1_19, Date: 26-Jul-2019, Time: 11:38:17, ID: 1902189-07 FRB-07152019 0.11592, Description: FRB-07152019**

| | # | Name | Trace | Area | IS Area | wt/vol | RRF Mean | Pred.RT | RT | Response | Conc. | %Rec | Ion Ratio | Ratio Out? |
|---|---|---|---|---|---|---|---|---|---|---|---|---|---|---|
| 37 | 41 | PFTeDA | 713.0 > 669.0 | | 1.90e4 | 0.116 | | 6.02 | | | | | | |
| 38 | 85 | TDCA | 498.3>106.9 | | | 0.116 | | 5.45 | | | | | | |
| 39 | 64 | d5-N-EtFOSAA | 589.3 > 419 | 6.38e3 | 4.25e4 | 0.116 | 0.224 | 5.25 | 5.23 | 1.88 | 72.2830 | 67.0 | | |
| 40 | 64 | d5-N-EtFOSAA | 589.3 > 419 | 6.38e3 | 4.25e4 | 0.116 | 0.224 | 5.25 | 5.23 | 1.88 | 72.2830 | 67.0 | | |
| 41 | 65 | 13C2-PFDoA | 614.7 > 569.7 | 2.65e4 | 3.55e4 | 0.116 | 1.087 | 5.55 | 5.54 | 9.34 | 74.0866 | 68.7 | | |
| 42 | 67 | 13C2-PFTeDA | 715.1 > 669.7 | 1.90e4 | 4.25e4 | 0.116 | 0.604 | 6.03 | 6.02 | 5.59 | 79.8407 | 74.0 | | |
| 43 | 59 | 13C8-PFOS | 507.0 > 79.9 | 4.47e3 | 5.32e3 | 0.116 | 0.997 | 4.64 | 4.62 | 10.5 | 90.9711 | 84.4 | | |
| 44 | -1 | | | | | | | | | | | | | |
| 45 | 73 | 13C5-PFHxA | 318.0 > 272.9 | 2.88e4 | 2.88e4 | 0.116 | 1.000 | 2.95 | 2.94 | 12.5 | 107.8330 | 100.0 | | |
| 46 | 75 | 13C8-PFOA | 420.9 > 376.0 | 3.82e4 | 3.82e4 | 0.116 | 1.000 | 4.11 | 4.08 | 12.5 | 107.8330 | 100.0 | | |
| 47 | 74 | 18O2-PFHxS | 403.0 > 102.6 | 2.05e3 | 2.05e3 | 0.116 | 1.000 | 3.73 | 3.71 | 12.5 | 107.8330 | 100.0 | | |
| 48 | 76 | 13C9-PFNA | 472.2 > 426.9 | 2.64e4 | 2.64e4 | 0.116 | 1.000 | 4.55 | 4.53 | 12.5 | 107.8330 | 100.0 | | |
| 49 | 77 | 13C4-PFOS | 503 > 79.9 | 5.32e3 | 5.32e3 | 0.116 | 1.000 | 4.64 | 4.62 | 12.5 | 107.8330 | 100.0 | | |
| 50 | 78 | 13C6-PFDA | 519.1 > 473.7 | 3.55e4 | 3.55e4 | 0.116 | 1.000 | 4.93 | 4.91 | 12.5 | 107.8330 | 100.0 | | |
| 51 | 79 | 13C7-PFUdA | 570.1 > 524.8 | 4.25e4 | 4.25e4 | 0.116 | 1.000 | 5.26 | 5.25 | 12.5 | 107.8330 | 100.0 | | |

Vista Analytical Laboratory L14

Dataset: Z:\Projects\PFAS.PRO\Results\190726M1\190726M1-19.qld

Last Altered: Monday, July 29, 2019 15:05:03 Pacific Daylight Time
Printed: Monday, July 29, 2019 15:05:22 Pacific Daylight Time

**Method: Z:\Projects\PFAS.PRO\MethDB\PFAS_FULL_80C_072419.mdb 24 Jul 2019 09:05:00**
**Calibration: Z:\Projects\PFAS.PRO\CurveDB\C18_VAL-PFAS_Q4_07-22-19.cdb 22 Jul 2019 13:13:35**

**Name: 190726M1_19, Date: 26-Jul-2019, Time: 11:38:17, ID: 1902189-07 FRB-07152019 0.11592, Description: FRB-07152019**

**PFBS**

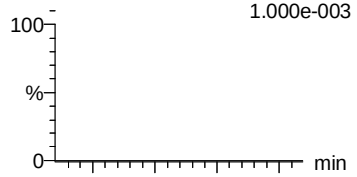


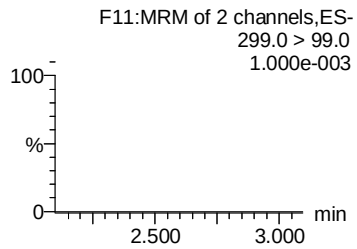


**PFHxA**

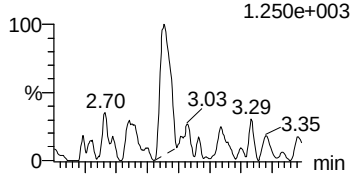


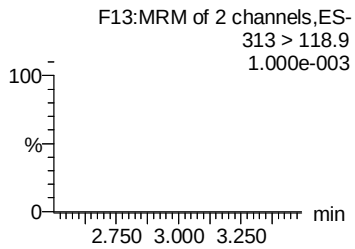


**PFHpA**

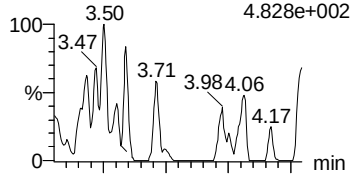


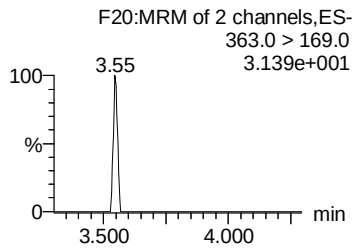


**L-PFHxS**

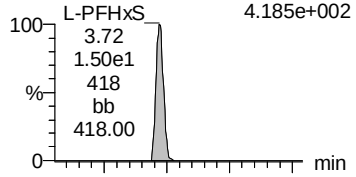


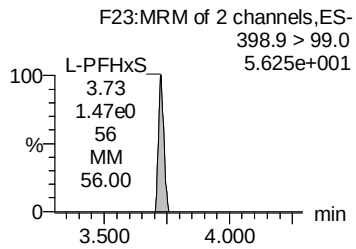


**Total PFHxS**

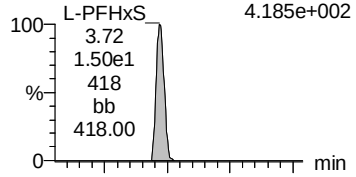


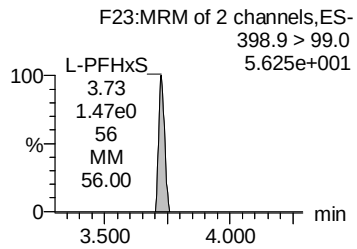


**13C3-PFBS**

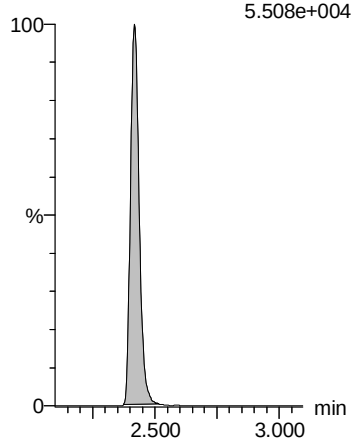


**13C2-PFHxA**

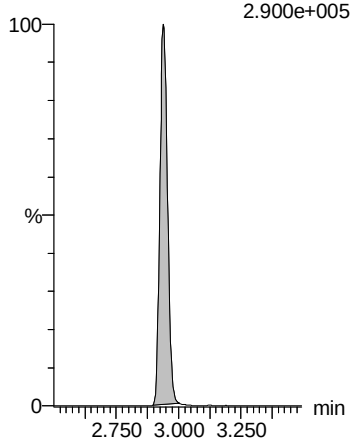


**13C4-PFHpA**

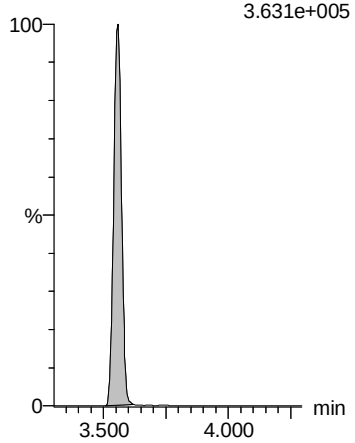


**13C3-PFHxS**

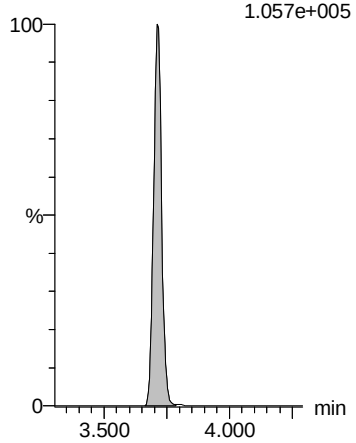


**13C3-PFHxS**

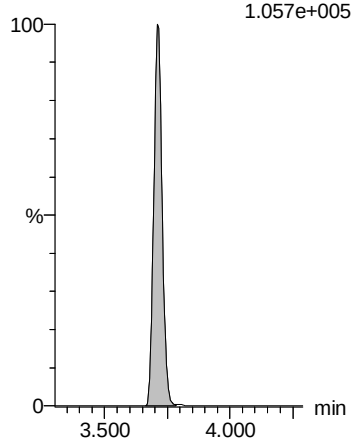

Dataset: Z:\Projects\PFAS.PRO\Results\190726M1\190726M1-19.qld

Last Altered: Monday, July 29, 2019 15:05:03 Pacific Daylight Time
Printed: Monday, July 29, 2019 15:05:22 Pacific Daylight Time

**Name: 190726M1_19, Date: 26-Jul-2019, Time: 11:38:17, ID: 1902189-07 FRB-07152019 0.11592, Description: FRB-07152019**

**L-PFOA**

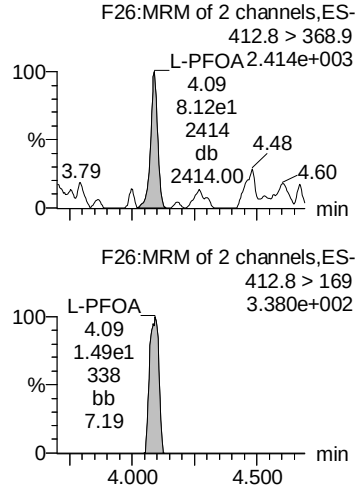





**Total PFOA**

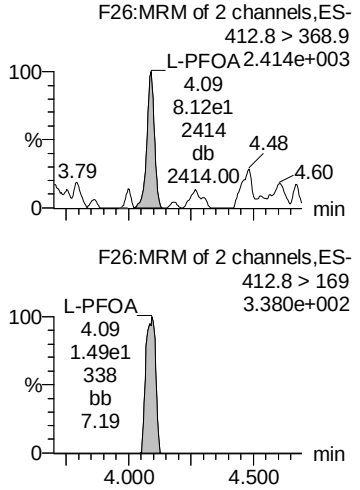





**PFNA**

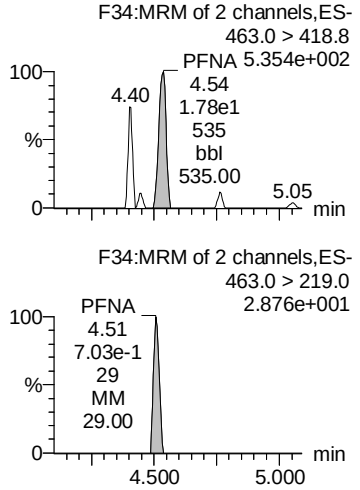





**L-PFOS**

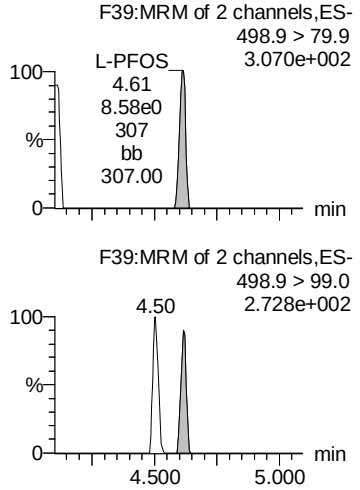





**Total PFOS**

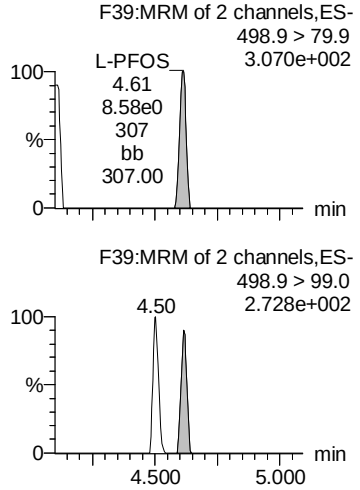





**13C2-PFOA**

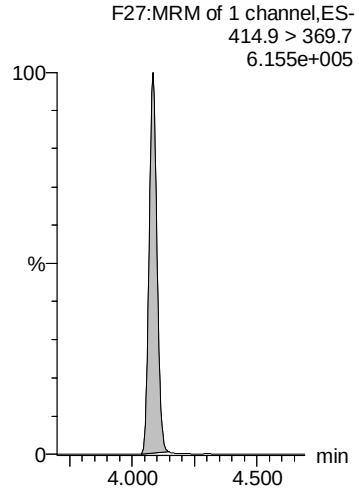


**13C2-PFOA**

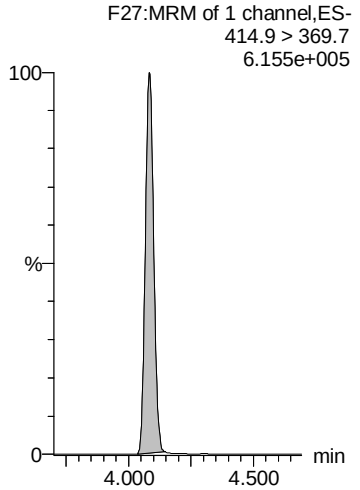


**13C5-PFNA**

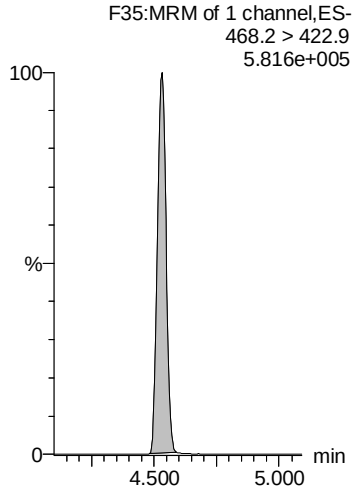


**13C8-PFOS**

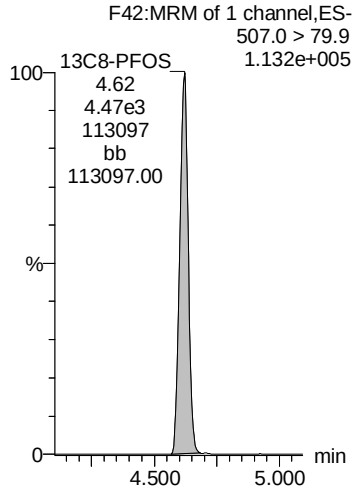


**13C8-PFOS**

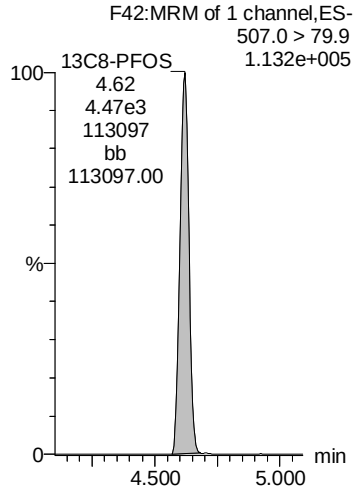

Dataset: Z:\Projects\PFAS.PRO\Results\190726M1\190726M1-19.qld

Last Altered: Monday, July 29, 2019 15:05:03 Pacific Daylight Time
Printed: Monday, July 29, 2019 15:05:22 Pacific Daylight Time

**Name: 190726M1_19, Date: 26-Jul-2019, Time: 11:38:17, ID: 1902189-07 FRB-07152019 0.11592, Description: FRB-07152019**

**PFDA**

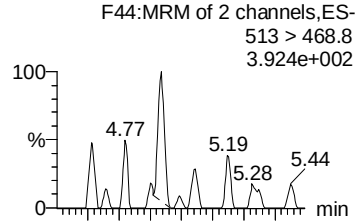


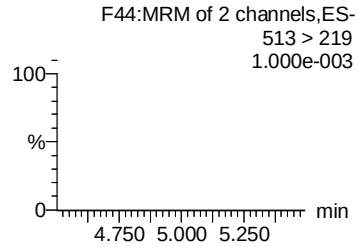


**L-MeFOSAA**

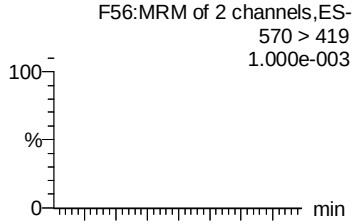


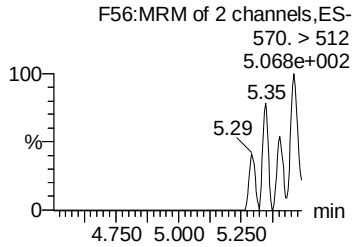


**Total N-MeFOSAA**

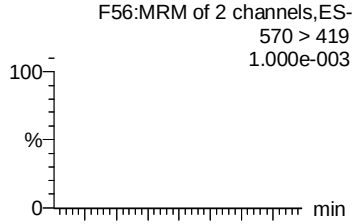


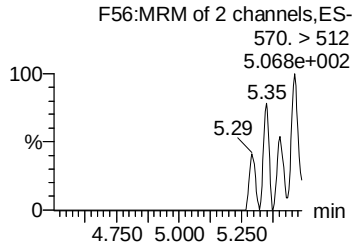


**PFUdA**

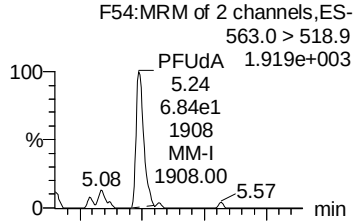


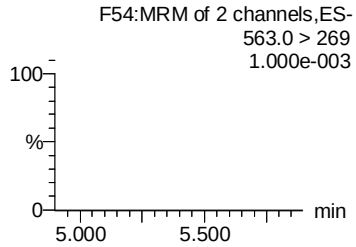


**PFDoA**

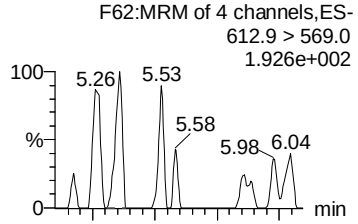


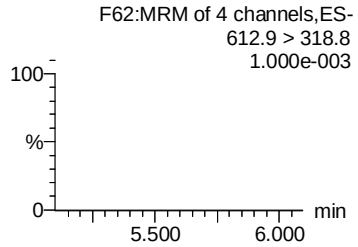


**13C2-PFDA**

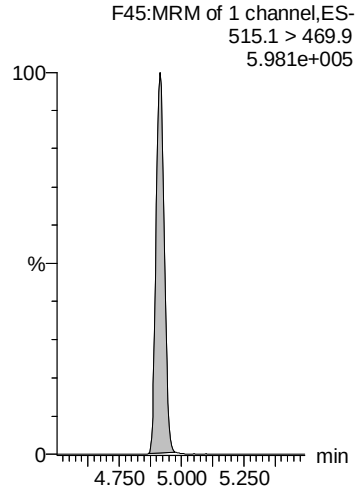


**d3-N-MeFOSAA**

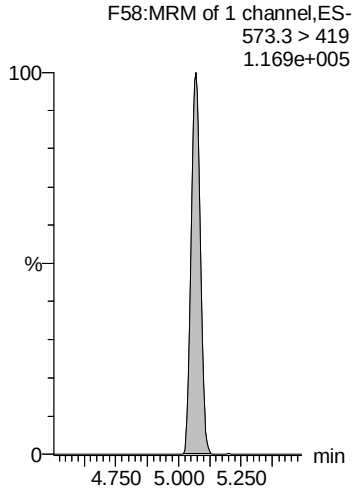


**d3-N-MeFOSAA**

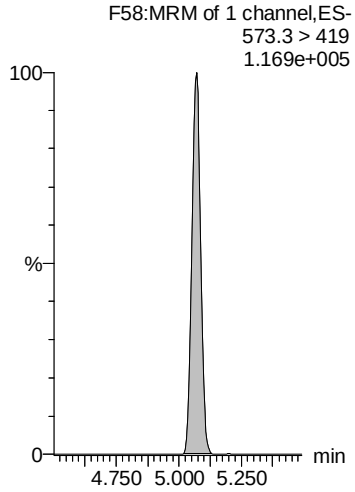


**13C2-PFUdA**

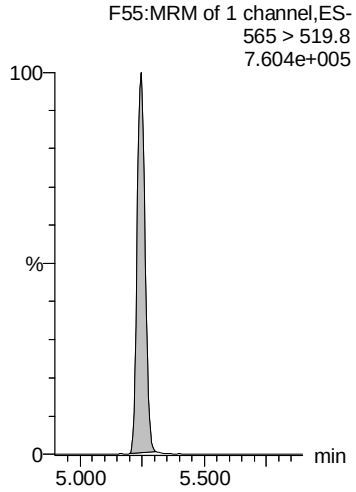


**13C2-PFDoA**

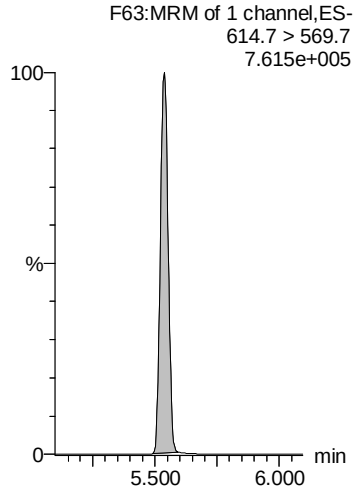

Dataset: Z:\Projects\PFAS.PRO\Results\190726M1\190726M1-19.qld

Last Altered: Monday, July 29, 2019 15:05:03 Pacific Daylight Time
Printed: Monday, July 29, 2019 15:05:22 Pacific Daylight Time

**Name: 190726M1_19, Date: 26-Jul-2019, Time: 11:38:17, ID: 1902189-07 FRB-07152019 0.11592, Description: FRB-07152019**

**L-EtFOSAA**

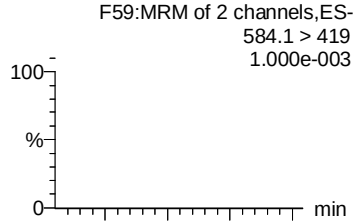


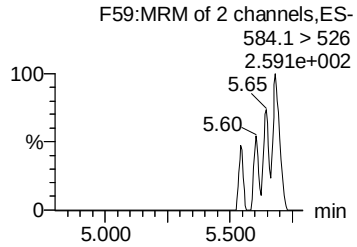


**Total N-EtFOSAA**

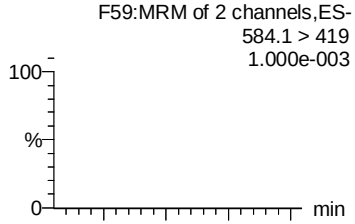


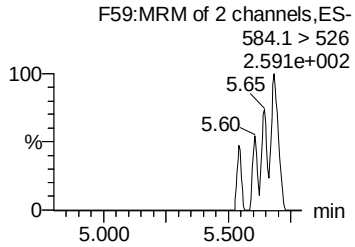


**PFTrDA**

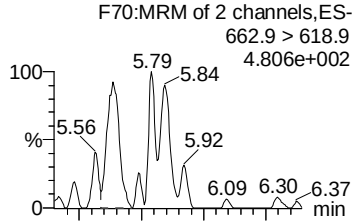


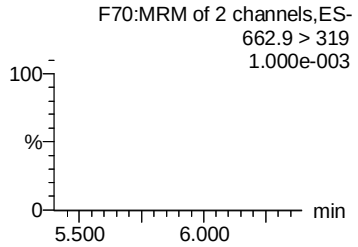


**PFTeDA**

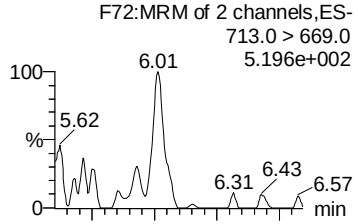


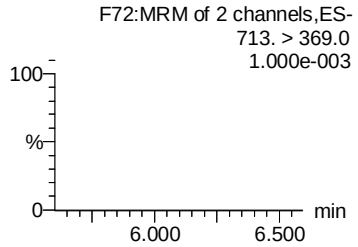


**TDCA**

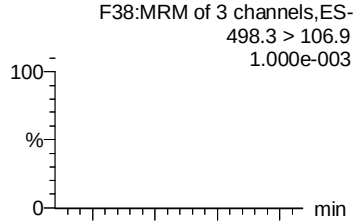


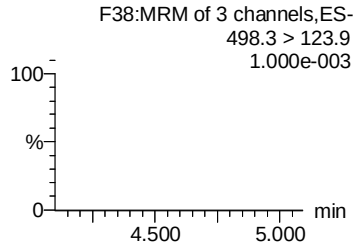


**d5-N-EtFOSAA**

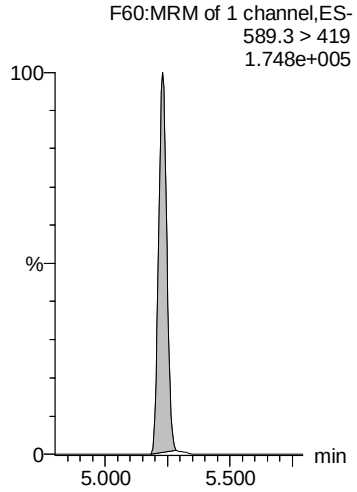


**d5-N-EtFOSAA**

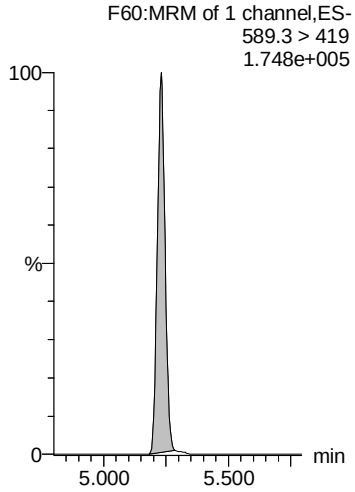


**13C2-PFDoA**

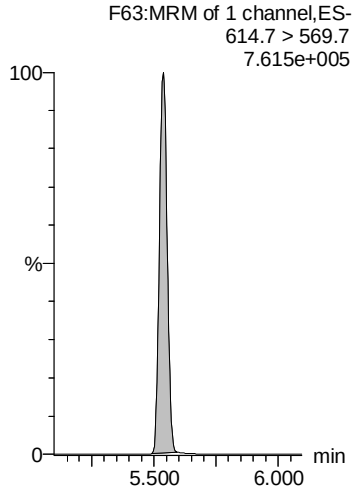


**13C2-PFTeDA**

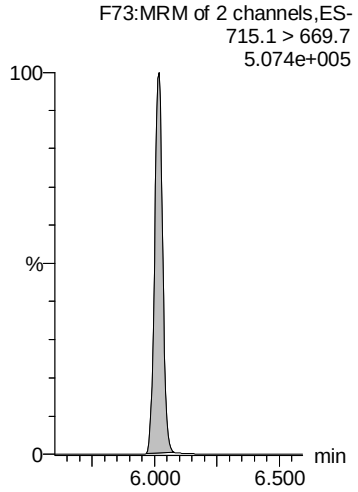


**13C8-PFOS**

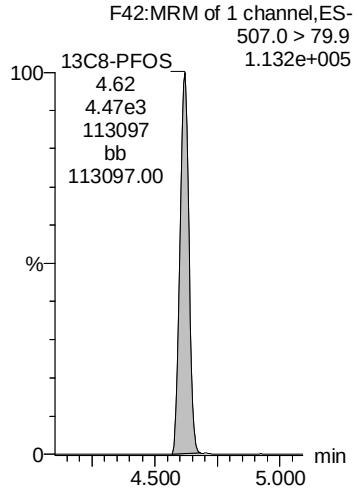

Dataset: Z:\Projects\PFAS.PRO\Results\190726M1\190726M1-19.qld

Last Altered: Monday, July 29, 2019 15:05:03 Pacific Daylight Time
Printed: Monday, July 29, 2019 15:05:22 Pacific Daylight Time

**Name: 190726M1_19, Date: 26-Jul-2019, Time: 11:38:17, ID: 1902189-07 FRB-07152019 0.11592, Description: FRB-07152019**

**13C5-PFHxA**

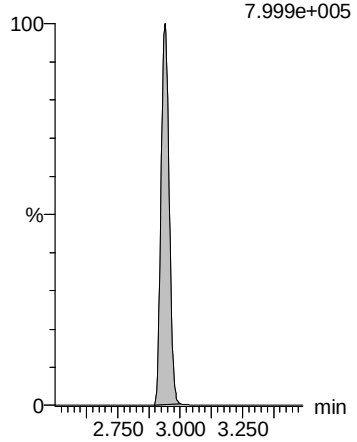


**13C8-PFOA**

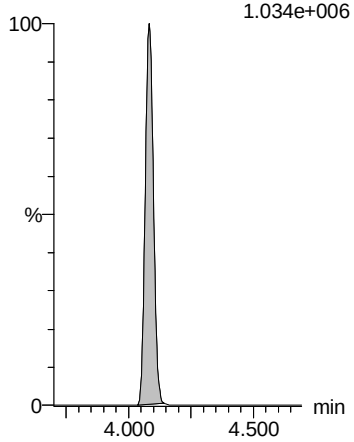


**18O2-PFHxS**

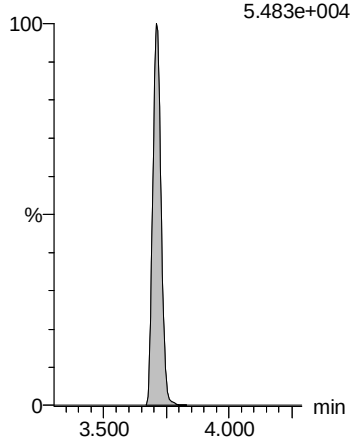


**13C9-PFNA**

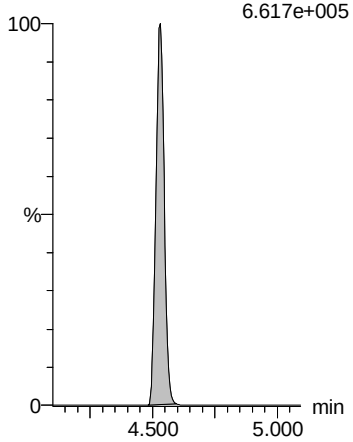


**13C4-PFOS**

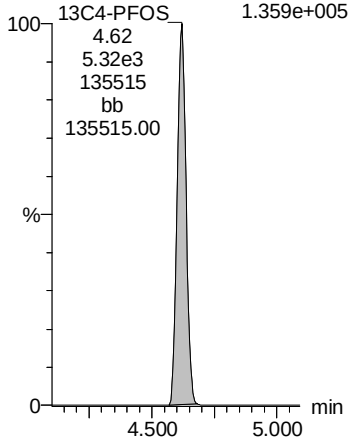


**13C6-PFDA**

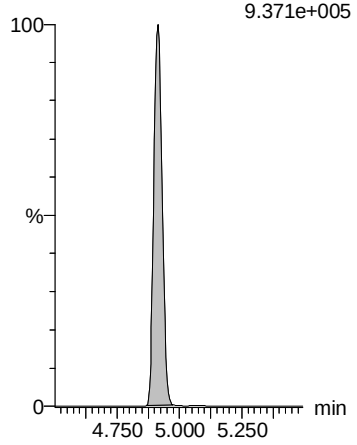


**13C7-PFUdA**

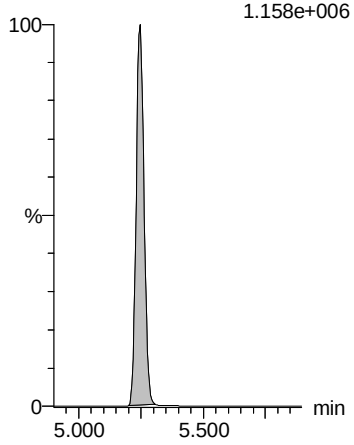

Vista Analytical Laboratory L14

Review: AMR 8/8/2019

Dataset: M:\Projects\PFAS.PRO\Results\190728M1\190728M1-54.qld

Last Altered: Thursday, August 08, 2019 11:43:41 Pacific Daylight Time
Printed: Thursday, August 08, 2019 12:18:31 Pacific Daylight Time

**Name: 190728M1_54, Date: 29-Jul-2019, Time: 00:28:53, ID: 1902189-10RE1 NON-B03-GW 0.12659, Description: NON-B03-GW**

| | # | Name | Trace | Area | IS Area | wt/vol | RRF Mean | Pred.RT | RT | Response | Conc. | %Rec | Ion Ratio | Ratio Out? |
|---|---|---|---|---|---|---|---|---|---|---|---|---|---|---|
| 1 | 5 | PFBS | 299.0 > 79.7 | 1.50e2 | 1.47e3 | 0.127 | | 2.37 | 2.37 | 1.28 | 4.8599 | | 2.591 | NO |
| 2 | 7 | PFHxA | 313.0 > 269.0 | 1.73e4 | 7.69e3 | 0.127 | | 2.89 | 2.89 | 11.2 | 99.8371 | | 15.392 | NO |
| 3 | 11 | PFHpA | 363.0 > 318.9 | 9.23e3 | 8.80e3 | 0.127 | | 3.52 | 3.52 | 13.1 | 82.1332 | | 9.113 | NO |
| 4 | 13 | L-PFHxS | 398.9 > 79.6 | 4.11e3 | 2.87e3 | 0.127 | | 3.68 | 3.68 | 17.9 | 146.7320 | | 2.274 | NO |
| 5 | 80 | Total PFHxS | 398.9 > 79.6 | 4.11e3 | 2.87e3 | 0.127 | | 3.83 | | 17.9 | 146.7320 | | | |
| 6 | 49 | 13C3-PFBS | 302.0 > 98.8 | 1.47e3 | 1.36e3 | 0.127 | 1.119 | 2.37 | 2.37 | 13.5 | 95.0227 | 96.2 | | |
| 7 | 52 | 13C2-PFHxA | 315.0 > 270.0 | 7.69e3 | 2.21e4 | 0.127 | 0.977 | 2.89 | 2.89 | 4.35 | 35.1581 | 89.0 | | |
| 8 | 53 | 13C4-PFHpA | 367.2 > 321.8 | 8.80e3 | 2.21e4 | 0.127 | 0.453 | 3.51 | 3.52 | 4.97 | 86.7781 | 87.9 | | |
| 9 | 54 | 13C3-PFHxS | 401.8 > 79.9 | 2.87e3 | 1.36e3 | 0.127 | 2.067 | 3.67 | 3.68 | 26.3 | 100.6095 | 101.9 | | |
| 10 | 54 | 13C3-PFHxS | 401.8 > 79.9 | 2.87e3 | 1.36e3 | 0.127 | 2.067 | 3.67 | 3.68 | 26.3 | 100.6095 | 101.9 | | |
| 11 | -1 | | | | | | | | | | | | | |
| 12 | 16 | L-PFOA | 412.8 > 368.9 | 1.96e4 | 1.44e4 | 0.127 | | 4.05 | 4.05 | 16.9 | 93.2397 | | 3.751 | NO |
| 13 | 81 | Total PFOA | 412.8 > 368.9 | 1.96e4 | 1.44e4 | 0.127 | | 4.21 | | 16.9 | 93.2397 | | | |
| 14 | 21 | PFNA | 463.0 > 418.8 | 1.58e4 | 1.45e4 | 0.127 | | 4.50 | 4.50 | 13.6 | 91.4320 | | 4.373 | NO |
| 15 | 23 | L-PFOS | 498.9 > 79.9 | 3.37e4 | 3.10e3 | 0.127 | | 4.59 | 4.60 | 136 | 982.1661 | | 2.406 | NO |
| 16 | 82 | Total PFOS | 498.9 > 79.9 | 3.37e4 | 3.10e3 | 0.127 | | 4.74 | | 136 | 982.1661 | | | |
| 17 | 58 | 13C2-PFOA | 414.9 > 369.7 | 1.44e4 | 2.69e4 | 0.127 | 0.680 | 4.05 | 4.05 | 6.71 | 78.0221 | 79.0 | | |
| 18 | 58 | 13C2-PFOA | 414.9 > 369.7 | 1.44e4 | 2.69e4 | 0.127 | 0.680 | 4.05 | 4.05 | 6.71 | 78.0221 | 79.0 | | |
| 19 | 56 | 13C5-PFNA | 468.2 > 422.9 | 1.45e4 | 1.94e4 | 0.127 | 0.993 | 4.50 | 4.50 | 9.38 | 74.6503 | 75.6 | | |
| 20 | 59 | 13C8-PFOS | 507.0 > 79.9 | 3.10e3 | 3.64e3 | 0.127 | 0.975 | 4.59 | 4.59 | 10.7 | 86.4564 | 87.6 | | |
| 21 | 59 | 13C8-PFOS | 507.0 > 79.9 | 3.10e3 | 3.64e3 | 0.127 | 0.975 | 4.59 | 4.59 | 10.7 | 86.4564 | 87.6 | | |
| 22 | -1 | | | | | | | | | | | | | |
| 23 | 26 | PFDA | 513 > 468.8 | 5.90e2 | 1.40e4 | 0.127 | | 4.89 | 4.89 | 0.525 | 2.7696 | | 4.032 | NO |
| 24 | 29 | L-MeFOSAA | 570 > 419 | | 3.00e3 | 0.127 | | 5.05 | | | | | | |
| 25 | 83 | Total N-MeFOSAA | 570. > 419 | 0.00e0 | 3.00e3 | 0.127 | | 5.19 | | 0.000 | | | | |
| 26 | 33 | PFUdA | 563.0 > 518.9 | 3.33e2 | 1.54e4 | 0.127 | | 5.22 | 5.23 | 0.270 | 1.6910 | | 37.875 | YES |
| 27 | 37 | PFDoA | 612.9 > 569.0 | 1.57e2 | 1.12e4 | 0.127 | | 5.52 | 5.52 | 0.175 | 1.0355 | | 9.226 | NO |
| 28 | 60 | 13C2-PFDA | 515.1 > 469.9 | 1.40e4 | 2.59e4 | 0.127 | 0.824 | 4.89 | 4.89 | 6.77 | 64.9186 | 65.7 | | |
| 29 | 62 | d3-N-MeFOSAA | 573.3 > 419 | 3.00e3 | 2.99e4 | 0.127 | 0.179 | 5.05 | 5.05 | 1.25 | 55.3351 | 56.0 | | |
| 30 | 62 | d3-N-MeFOSAA | 573.3 > 419 | 3.00e3 | 2.99e4 | 0.127 | 0.179 | 5.05 | 5.05 | 1.25 | 55.3351 | 56.0 | | |
| 31 | 63 | 13C2-PFUdA | 565 > 519.8 | 1.54e4 | 2.99e4 | 0.127 | 0.891 | 5.23 | 5.22 | 6.45 | 57.2043 | 57.9 | | |
| 32 | 65 | 13C2-PFDoA | 614.7 > 569.7 | 1.12e4 | 2.59e4 | 0.127 | 1.044 | 5.52 | 5.52 | 5.43 | 41.0572 | 41.6 | | |
| 33 | -1 | | | | | | | | | | | | | |
| 34 | 31 | L-EtFOSAA | 584.1 > 419 | | 3.56e3 | 0.127 | | 5.21 | | | | | | |
| 35 | 84 | Total N-EtFOSAA | 584.1 > 419 | 0.00e0 | 3.56e3 | 0.127 | | 5.33 | | 0.000 | | | | |
| 36 | 39 | PFTrDA | 662.9 > 618.9 | | 1.12e4 | 0.127 | | 5.77 | | | | | | |


NY 8/8/2019

Vista Analytical Laboratory L14

Review: AMR 8/8/2019

Dataset: M:\Projects\PFAS.PRO\Results\190728M1\190728M1-54.qld

Last Altered: Thursday, August 08, 2019 11:43:41 Pacific Daylight Time
Printed: Thursday, August 08, 2019 12:18:31 Pacific Daylight Time

**Name: 190728M1_54, Date: 29-Jul-2019, Time: 00:28:53, ID: 1902189-10RE1 NON-B03-GW 0.12659, Description: NON-B03-GW**

| | # | Name | Trace | Area | IS Area | wt/vol | RRF Mean | Pred.RT | RT | Response | Conc. | %Rec | Ion Ratio | Ratio Out? |
|---|---|---|---|---|---|---|---|---|---|---|---|---|---|---|
| 37 | 41 | PFTeDA | 713.0 > 669.0 | | 5.16e3 | 0.127 | | 6.00 | | | | | | |
| 38 | 85 | TDCA | 498.3>106.9 | | | 0.127 | | 5.45 | | | | | | |
| 39 | 64 | d5-N-EtFOSAA | 589.3 > 419 | 3.56e3 | 2.99e4 | 0.127 | 0.222 | 5.21 | 5.21 | 1.49 | 52.9497 | 53.6 | | |
| 40 | 64 | d5-N-EtFOSAA | 589.3 > 419 | 3.56e3 | 2.99e4 | 0.127 | 0.222 | 5.21 | 5.21 | 1.49 | 52.9497 | 53.6 | | |
| 41 | 65 | 13C2-PFDoA | 614.7 > 569.7 | 1.12e4 | 2.59e4 | 0.127 | 1.044 | 5.52 | 5.52 | 5.43 | 41.0572 | 41.6 | | |
| 42 | 67 | 13C2-PFTeDA | 715.1 > 669.7 | 5.16e3 | 2.99e4 | 0.127 | 0.635 | 6.00 | 6.00 | 2.16 | 26.8177 | 27.2 | | |
| 43 | 59 | 13C8-PFOS | 507.0 > 79.9 | 3.10e3 | 3.64e3 | 0.127 | 0.975 | 4.59 | 4.59 | 10.7 | 86.4564 | 87.6 | | |
| 44 | -1 | | | | | | | | | | | | | |
| 45 | 73 | 13C5-PFHxA | 318.0 > 272.9 | 2.21e4 | 2.21e4 | 0.127 | 1.000 | 2.89 | 2.89 | 12.5 | 98.7440 | 100.0 | | |
| 46 | 75 | 13C8-PFOA | 420.9 > 376.0 | 2.69e4 | 2.69e4 | 0.127 | 1.000 | 4.05 | 4.05 | 12.5 | 98.7440 | 100.0 | | |
| 47 | 74 | 18O2-PFHxS | 403.0 > 102.6 | 1.36e3 | 1.36e3 | 0.127 | 1.000 | 3.67 | 3.68 | 12.5 | 98.7440 | 100.0 | | |
| 48 | 76 | 13C9-PFNA | 472.2 > 426.9 | 1.94e4 | 1.94e4 | 0.127 | 1.000 | 4.50 | 4.50 | 12.5 | 98.7440 | 100.0 | | |
| 49 | 77 | 13C4-PFOS | 503 > 79.9 | 3.64e3 | 3.64e3 | 0.127 | 1.000 | 4.59 | 4.59 | 12.5 | 98.7440 | 100.0 | | |
| 50 | 78 | 13C6-PFDA | 519.1 > 473.7 | 2.59e4 | 2.59e4 | 0.127 | 1.000 | 4.89 | 4.89 | 12.5 | 98.7440 | 100.0 | | |
| 51 | 79 | 13C7-PFUdA | 570.1 > 524.8 | 2.99e4 | 2.99e4 | 0.127 | 1.000 | 5.23 | 5.22 | 12.5 | 98.7440 | 100.0 | | |


NY 8/8/2019

Vista Analytical Laboratory L14

Review: AMR 8/8/2019

Dataset: M:\Projects\PFAS.PRO\Results\190728M1\190728M1-54.qld

Last Altered: Thursday, August 08, 2019 11:43:41 Pacific Daylight Time
Printed: Thursday, August 08, 2019 12:18:31 Pacific Daylight Time

**Method: M:\Projects\PFAS.PRO\MethDB\PFAS_FULL_80C_072819.mdb 29 Jul 2019 11:56:31**
**Calibration: M:\Projects\PFAS.PRO\CurveDB\C18_VAL-PFAS_Q4_07-28-19.cdb 28 Jul 2019 19:54:16**

**Name: 190728M1_54, Date: 29-Jul-2019, Time: 00:28:53, ID: 1902189-10RE1 NON-B03-GW 0.12659, Description: NON-B03-GW**

**PFBS**

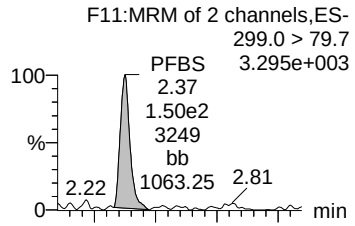


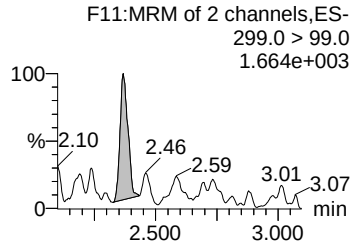


**PFHxA**

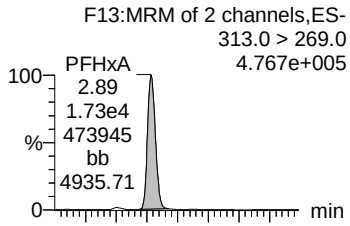


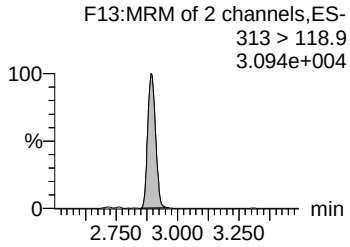


**PFHpA**

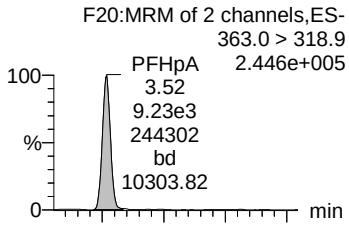


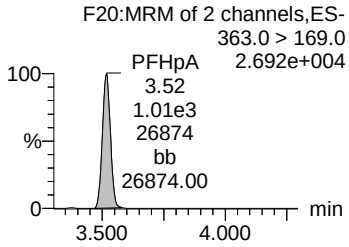


**L-PFHxS**

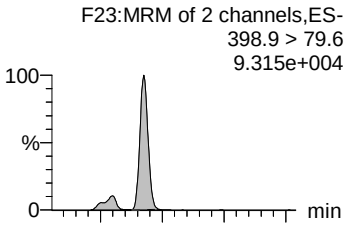


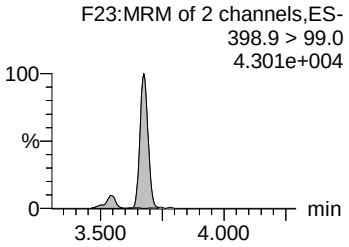


**Total PFHxS**

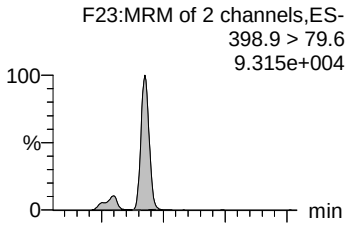


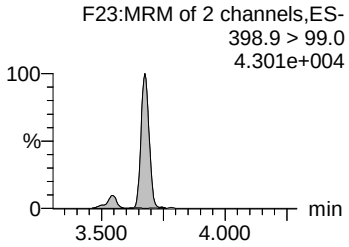


**13C3-PFBS**

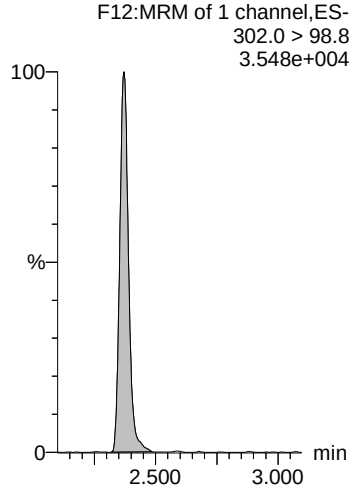


**13C2-PFHxA**

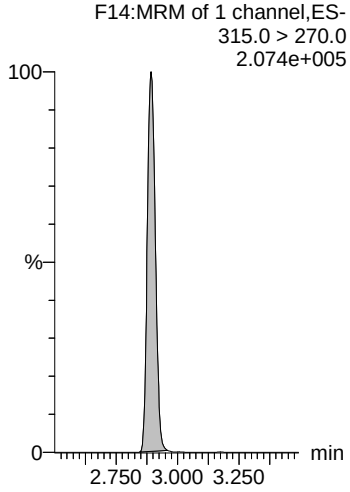


**13C4-PFHpA**

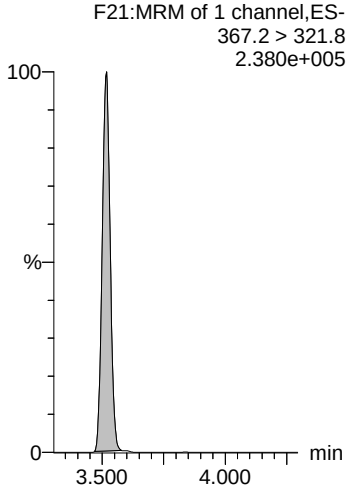


**13C3-PFHxS**

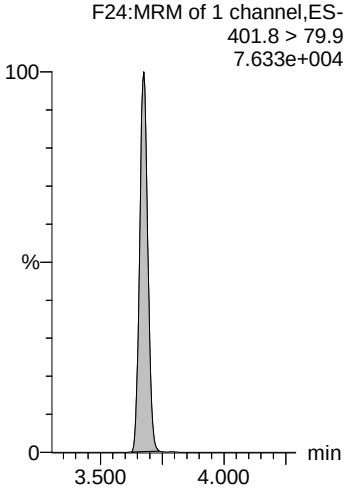


**13C3-PFHxS**

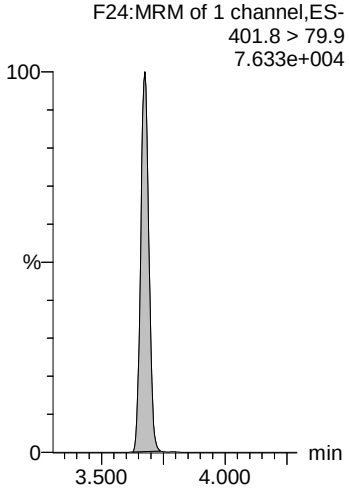


 NY 8/8/2019

Review: AMR 8/8/2019

Dataset: M:\Projects\PFAS.PRO\Results\190728M1\190728M1-54.qld

Last Altered: Thursday, August 08, 2019 11:43:41 Pacific Daylight Time
Printed: Thursday, August 08, 2019 12:18:31 Pacific Daylight Time

**Name: 190728M1_54, Date: 29-Jul-2019, Time: 00:28:53, ID: 1902189-10RE1 NON-B03-GW 0.12659, Description: NON-B03-GW**

**L-PFOA**

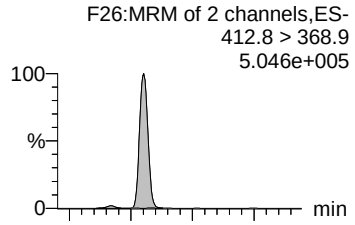


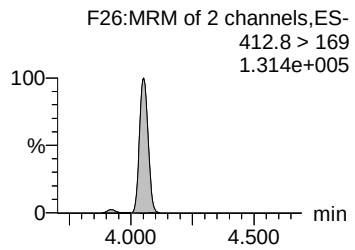


**Total PFOA**

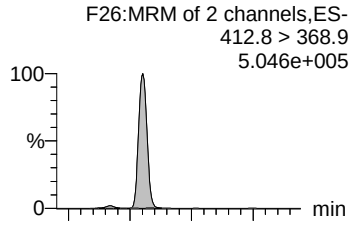


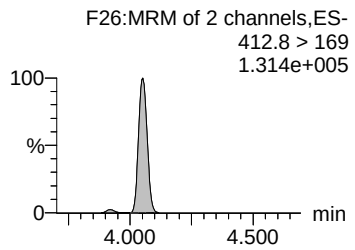


**PFNA**

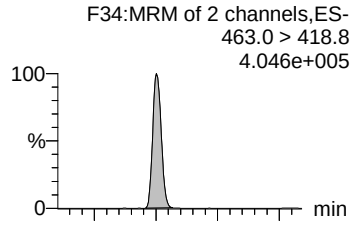


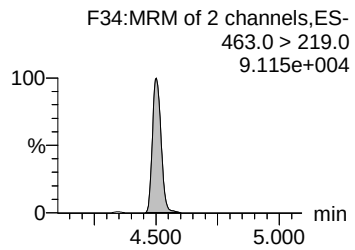


**L-PFOS**

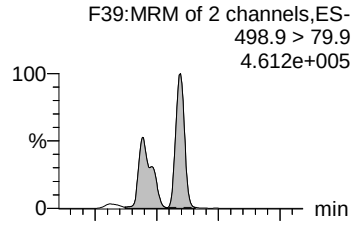


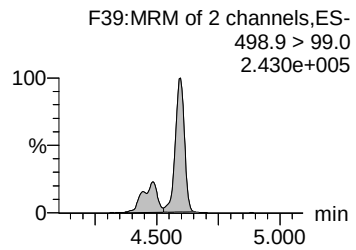


**Total PFOS**

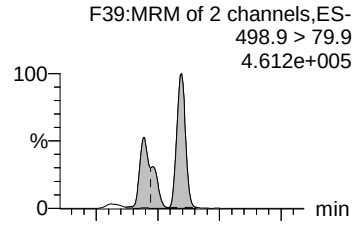


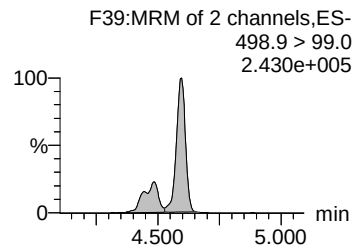


**13C2-PFOA**

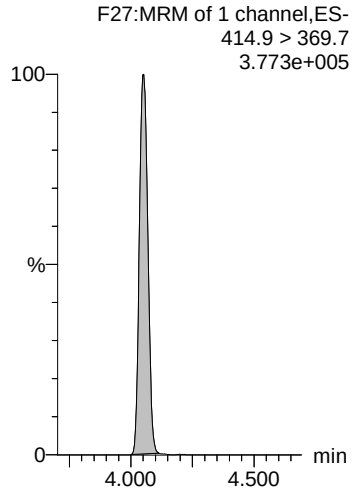


**13C2-PFOA**

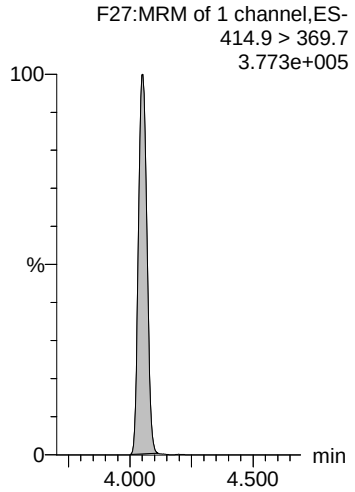


**13C5-PFNA**

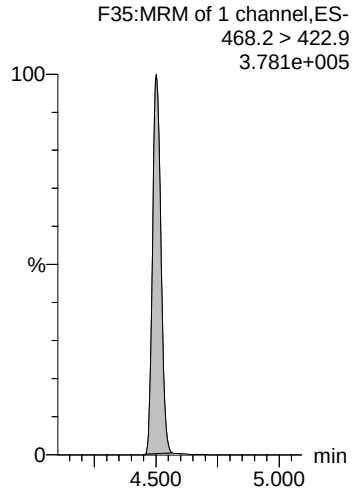


**13C8-PFOS**

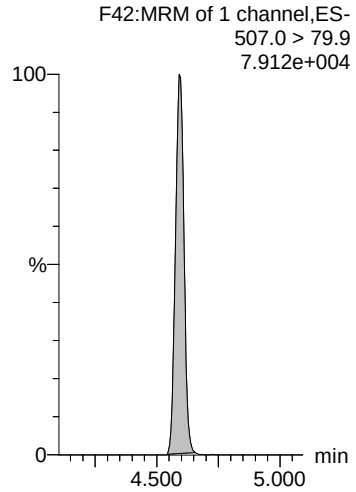


**13C8-PFOS**

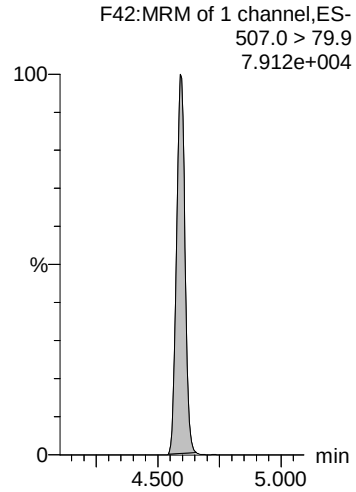




NY 8/8/2019

Vista Analytical Laboratory L14

Review: AMR 8/8/2019

Dataset: M:\Projects\PFAS.PRO\Results\190728M1\190728M1-54.qld

Last Altered: Thursday, August 08, 2019 11:43:41 Pacific Daylight Time
Printed: Thursday, August 08, 2019 12:18:31 Pacific Daylight Time

**Name: 190728M1_54, Date: 29-Jul-2019, Time: 00:28:53, ID: 1902189-10RE1 NON-B03-GW 0.12659, Description: NON-B03-GW**

**PFDA**

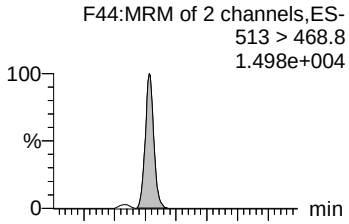


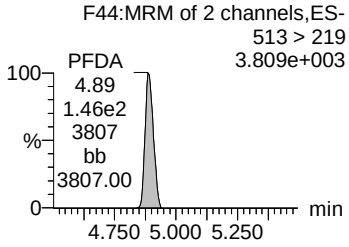


**L-MeFOSAA**

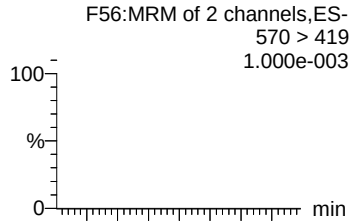


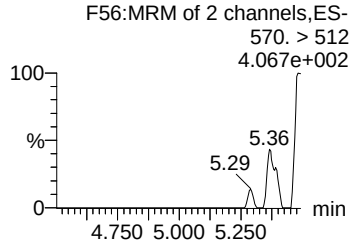


**Total N-MeFOSAA**

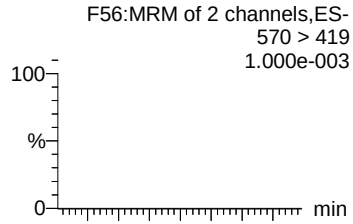


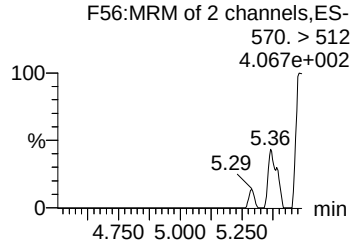


**PFUdA**

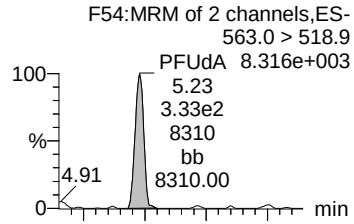


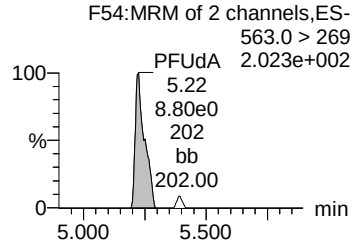


**PFDoA**

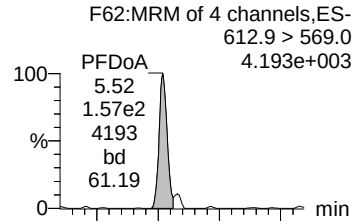


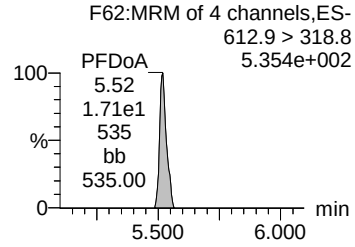


**13C2-PFDA**

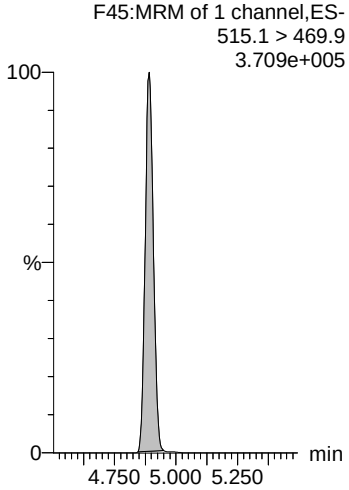


**d3-N-MeFOSAA**

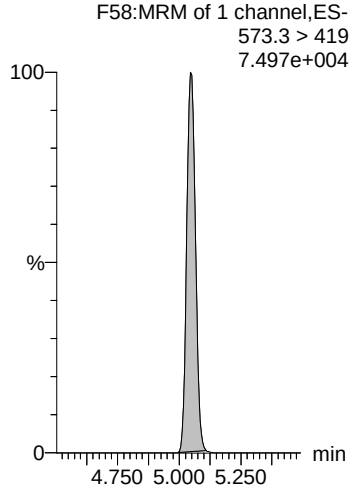


**d3-N-MeFOSAA**

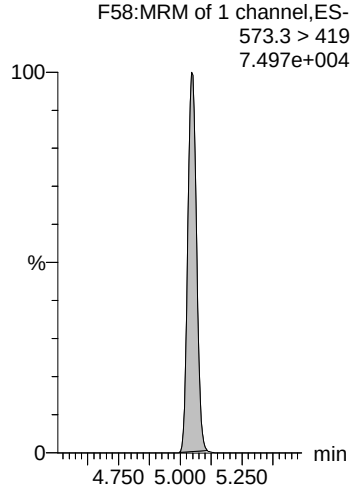


**13C2-PFUdA**

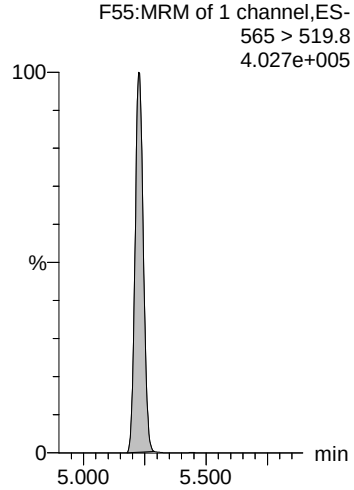


**13C2-PFDoA**

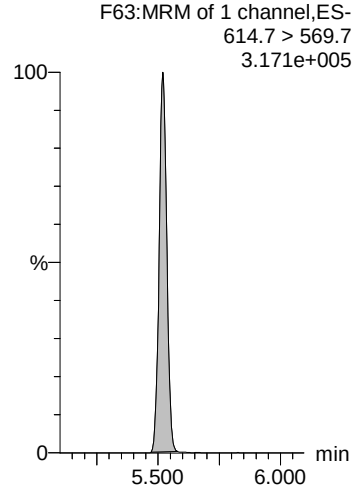



NY 8/8/2019

Vista Analytical Laboratory L14

Review: AMR 8/8/2019

Dataset: M:\Projects\PFAS.PRO\Results\190728M1\190728M1-54.qld

Last Altered: Thursday, August 08, 2019 11:43:41 Pacific Daylight Time
Printed: Thursday, August 08, 2019 12:18:31 Pacific Daylight Time

**Name: 190728M1_54, Date: 29-Jul-2019, Time: 00:28:53, ID: 1902189-10RE1 NON-B03-GW 0.12659, Description: NON-B03-GW**

**L-EtFOSAA**

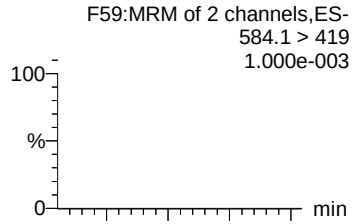


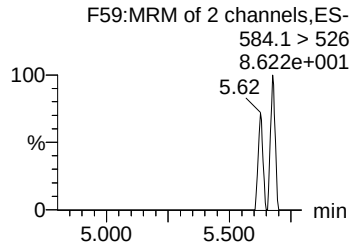


**Total N-EtFOSAA**

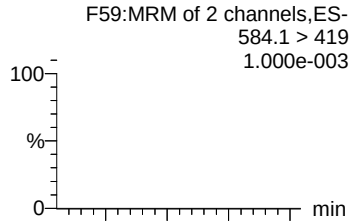


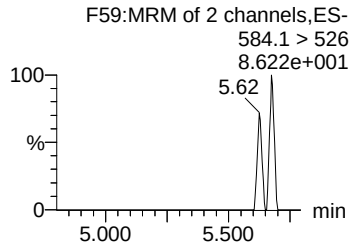


**PFTrDA**

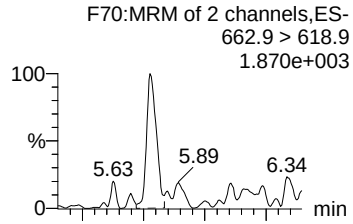


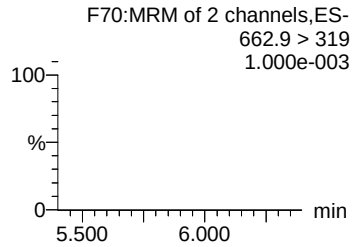


**PFTeDA**

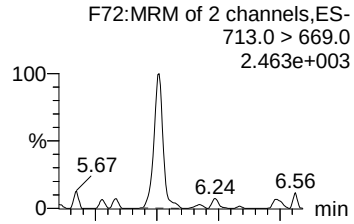


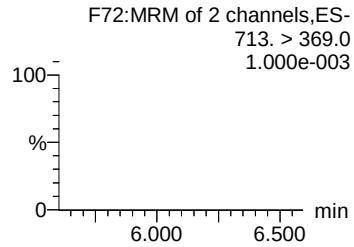


**TDCA**

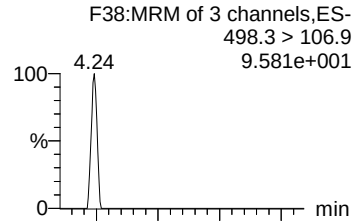


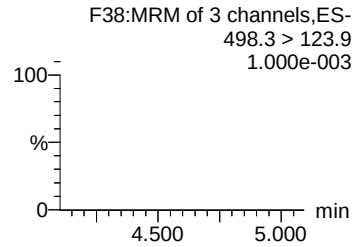


**d5-N-EtFOSAA**

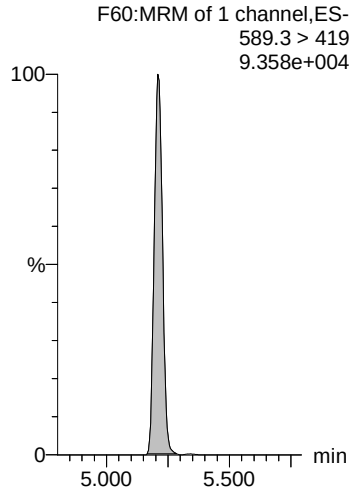


**d5-N-EtFOSAA**

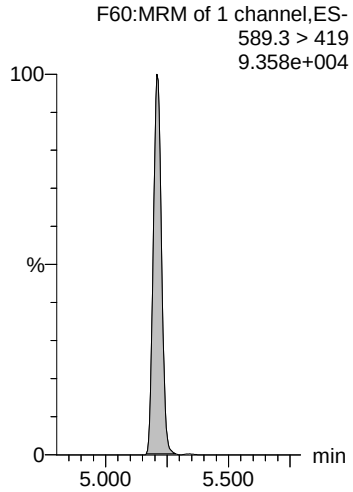


**13C2-PFDoA**

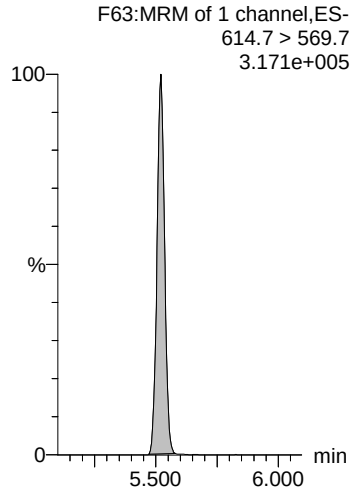


**13C2-PFTeDA**

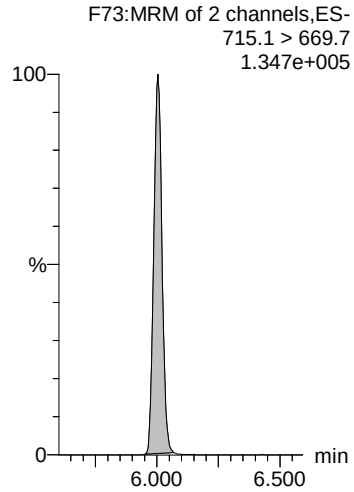


**13C8-PFOS**

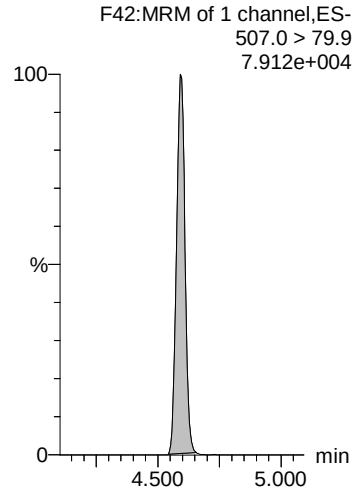



NY 8/8/2019

Review: AMR 8/8/2019

Dataset: M:\Projects\PFAS.PRO\Results\190728M1\190728M1-54.qld

Last Altered: Thursday, August 08, 2019 11:43:41 Pacific Daylight Time
Printed: Thursday, August 08, 2019 12:18:31 Pacific Daylight Time

**Name: 190728M1_54, Date: 29-Jul-2019, Time: 00:28:53, ID: 1902189-10RE1 NON-B03-GW 0.12659, Description: NON-B03-GW**

**13C5-PFHxA**

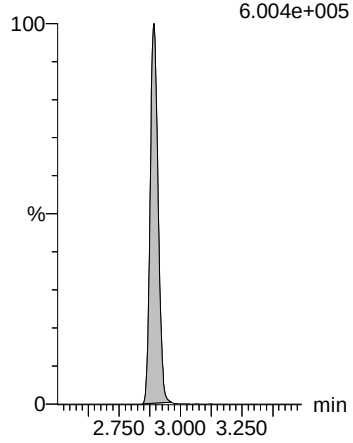


**13C8-PFOA**

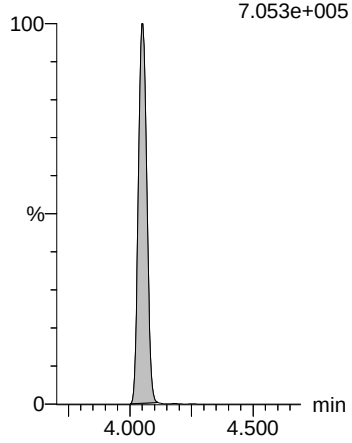


**18O2-PFHxS**

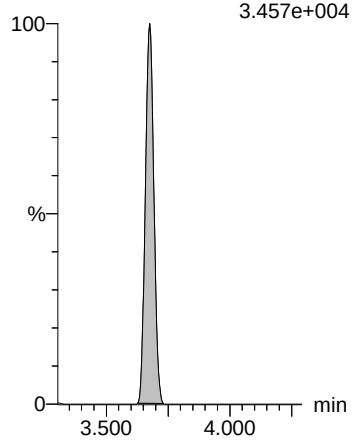


**13C9-PFNA**

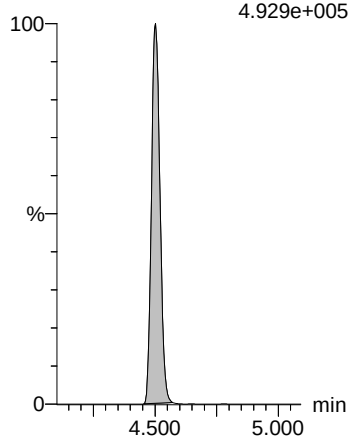


**13C4-PFOS**

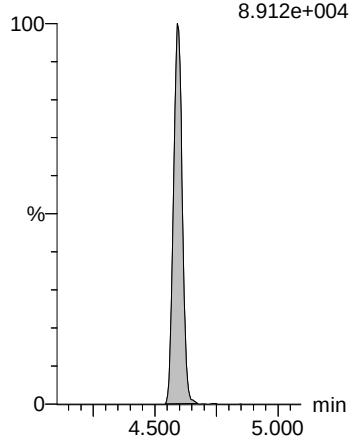


**13C6-PFDA**

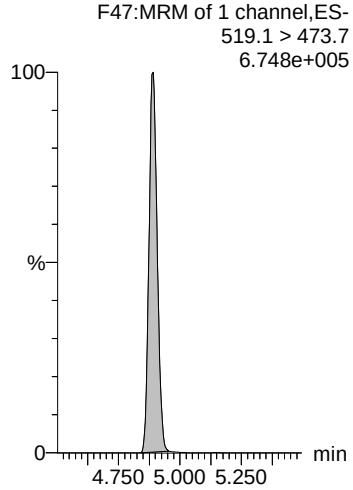


**13C7-PFUdA**

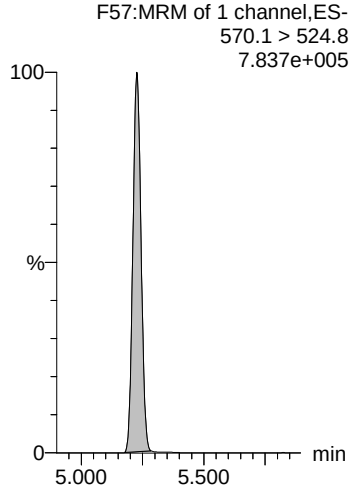




NY 8/8/2019

Dataset: Z:\Projects\PFAS.PRO\Results\190726M1\190726M1-20.qld

Last Altered: Monday, July 29, 2019 15:07:06 Pacific Daylight Time
Printed: Monday, July 29, 2019 15:07:29 Pacific Daylight Time

**Name: 190726M1_20, Date: 26-Jul-2019, Time: 11:48:55, ID: 1902189-11 EB-07162019-GW 0.11872, Description: EB-07162019-GW**

| | # | Name | Trace | Area | IS Area | wt/vol | RRF Mean | Pred.RT | RT | Response | Conc. | %Rec | Ion Ratio | Ratio Out? |
|---|---|---|---|---|---|---|---|---|---|---|---|---|---|---|
| 1 | 5 | PFBS | 299.0 > 79.7 | | 2.29e3 | 0.119 | | 2.41 | | | | | | |
| 2 | 7 | PFHxA | 313.0 > 269.0 | 1.18e2 | 1.14e4 | 0.119 | | 2.94 | 2.93 | 0.0517 | | | 54.050 | YES |
| 3 | 11 | PFHpA | 363.0 > 318.9 | 2.76e1 | 1.44e4 | 0.119 | | 3.56 | 3.55 | 0.0240 | 0.1639 | | 10.006 | NO |
| 4 | 13 | L-PFHxS | 398.9 > 79.6 | 1.28e1 | 4.58e3 | 0.119 | | 3.71 | 3.71 | 0.0349 | 0.3345 | | 2.183 | NO |
| 5 | 80 | Total PFHxS | 398.9 > 79.6 | 1.28e1 | 4.58e3 | 0.119 | | 3.83 | | 0.0349 | 0.3345 | | | |
| 6 | 49 | 13C3-PFBS | 302.0 > 98.8 | 2.29e3 | 2.29e3 | 0.119 | 1.058 | 2.44 | 2.41 | 12.5 | 99.8187 | 94.8 | | |
| 7 | 52 | 13C2-PFHxA | 315.0 > 270.0 | 1.14e4 | 3.17e4 | 0.119 | 0.978 | 2.95 | 2.94 | 4.51 | 38.8596 | 92.3 | | |
| 8 | 53 | 13C4-PFHpA | 367.2 > 321.8 | 1.44e4 | 3.17e4 | 0.119 | 0.479 | 3.57 | 3.56 | 5.66 | 99.6588 | 94.7 | | |
| 9 | 54 | 13C3-PFHxS | 401.8 > 79.9 | 4.58e3 | 2.29e3 | 0.119 | 2.024 | 3.73 | 3.71 | 25.0 | 104.2381 | 99.0 | | |
| 10 | 54 | 13C3-PFHxS | 401.8 > 79.9 | 4.58e3 | 2.29e3 | 0.119 | 2.024 | 3.73 | 3.71 | 25.0 | 104.2381 | 99.0 | | |
| 11 | -1 | | | | | | | | | | | | | |
| 12 | 16 | L-PFOA | 412.8 > 368.9 | 6.98e1 | 2.55e4 | 0.119 | | 4.08 | 4.08 | 0.0342 | | | 3.389 | NO |
| 13 | 81 | Total PFOA | 412.8 > 368.9 | 6.98e1 | 2.55e4 | 0.119 | | 4.21 | | 0.000 | | | | |
| 14 | 21 | PFNA | 463.0 > 418.8 | 2.08e1 | 2.56e4 | 0.119 | | 4.53 | 4.53 | 0.0102 | | | 10.414 | YES |
| 15 | 23 | L-PFOS | 498.9 > 79.9 | 2.71e1 | 5.29e3 | 0.119 | | 4.62 | 4.62 | 0.0641 | 0.6604 | | 17.279 | YES |
| 16 | 82 | Total PFOS | 498.9 > 79.9 | 2.71e1 | 5.29e3 | 0.119 | | 4.74 | | 0.0641 | 0.6604 | | | |
| 17 | 58 | 13C2-PFOA | 414.9 > 369.7 | 2.55e4 | 4.22e4 | 0.119 | 0.681 | 4.11 | 4.08 | 7.56 | 93.5030 | 88.8 | | |
| 18 | 58 | 13C2-PFOA | 414.9 > 369.7 | 2.55e4 | 4.22e4 | 0.119 | 0.681 | 4.11 | 4.08 | 7.56 | 93.5030 | 88.8 | | |
| 19 | 56 | 13C5-PFNA | 468.2 > 422.9 | 2.56e4 | 3.04e4 | 0.119 | 1.002 | 4.55 | 4.53 | 10.5 | 88.6101 | 84.2 | | |
| 20 | 59 | 13C8-PFOS | 507.0 > 79.9 | 5.29e3 | 5.77e3 | 0.119 | 0.997 | 4.64 | 4.62 | 11.5 | 96.8209 | 92.0 | | |
| 21 | 59 | 13C8-PFOS | 507.0 > 79.9 | 5.29e3 | 5.77e3 | 0.119 | 0.997 | 4.64 | 4.62 | 11.5 | 96.8209 | 92.0 | | |
| 22 | -1 | | | | | | | | | | | | | |
| 23 | 26 | PFDA | 513 > 468.8 | | 2.43e4 | 0.119 | | 4.91 | | | | | | |
| 24 | 29 | L-MeFOSAA | 570 > 419 | | 5.34e3 | 0.119 | | 5.07 | | | | | | |
| 25 | 83 | Total N-MeFOSAA | 570. > 419 | 0.00e0 | 5.34e3 | 0.119 | | 5.19 | | 0.000 | | | | |
| 26 | 33 | PFUdA | 563.0 > 518.9 | 7.79e1 | 3.11e4 | 0.119 | | 5.25 | 5.25 | 0.0313 | | | 22.432 | YES |
| 27 | 37 | PFDoA | 612.9 > 569.0 | | 3.06e4 | 0.119 | | 5.54 | | | | | | |
| 28 | 60 | 13C2-PFDA | 515.1 > 469.9 | 2.43e4 | 4.00e4 | 0.119 | 0.819 | 4.93 | 4.91 | 7.60 | 78.1183 | 74.2 | | |
| 29 | 62 | d3-N-MeFOSAA | 573.3 > 419 | 5.34e3 | 4.86e4 | 0.119 | 0.177 | 5.08 | 5.07 | 1.38 | 65.2808 | 62.0 | | |
| 30 | 62 | d3-N-MeFOSAA | 573.3 > 419 | 5.34e3 | 4.86e4 | 0.119 | 0.177 | 5.08 | 5.07 | 1.38 | 65.2808 | 62.0 | | |
| 31 | 63 | 13C2-PFUdA | 565 > 519.8 | 3.11e4 | 4.86e4 | 0.119 | 0.889 | 5.26 | 5.25 | 8.00 | 75.8292 | 72.0 | | |
| 32 | 65 | 13C2-PFDoA | 614.7 > 569.7 | 3.06e4 | 4.00e4 | 0.119 | 1.087 | 5.55 | 5.54 | 9.57 | 74.1709 | 70.4 | | |
| 33 | -1 | | | | | | | | | | | | | |
| 34 | 31 | L-EtFOSAA | 584.1 > 419 | | 7.47e3 | 0.119 | | 5.23 | | | | | | |
| 35 | 84 | Total N-EtFOSAA | 584.1 > 419 | 0.00e0 | 7.47e3 | 0.119 | | 5.33 | | 0.000 | | | | |
| 36 | 39 | PFTrDA | 662.9 > 618.9 | | 3.06e4 | 0.119 | | 5.79 | | | | | | |

Dataset: Z:\Projects\PFAS.PRO\Results\190726M1\190726M1-20.qld

Last Altered: Monday, July 29, 2019 15:07:06 Pacific Daylight Time
Printed: Monday, July 29, 2019 15:07:29 Pacific Daylight Time

**Name: 190726M1_20, Date: 26-Jul-2019, Time: 11:48:55, ID: 1902189-11 EB-07162019-GW 0.11872, Description: EB-07162019-GW**

| | # | Name | Trace | Area | IS Area | wt/vol | RRF Mean | Pred.RT | RT | Response | Conc. | %Rec | Ion Ratio | Ratio Out? |
|---|---|---|---|---|---|---|---|---|---|---|---|---|---|---|
| 37 | 41 | PFTeDA | 713.0 > 669.0 | | 2.34e4 | 0.119 | | 6.02 | | | | | | |
| 38 | 85 | TDCA | 498.3>106.9 | | | 0.119 | | 5.45 | | | | | | |
| 39 | 64 | d5-N-EtFOSAA | 589.3 > 419 | 7.47e3 | 4.86e4 | 0.119 | 0.224 | 5.25 | 5.23 | 1.92 | 72.3739 | 68.7 | | |
| 40 | 64 | d5-N-EtFOSAA | 589.3 > 419 | 7.47e3 | 4.86e4 | 0.119 | 0.224 | 5.25 | 5.23 | 1.92 | 72.3739 | 68.7 | | |
| 41 | 65 | 13C2-PFDoA | 614.7 > 569.7 | 3.06e4 | 4.00e4 | 0.119 | 1.087 | 5.55 | 5.54 | 9.57 | 74.1709 | 70.4 | | |
| 42 | 67 | 13C2-PFTeDA | 715.1 > 669.7 | 2.34e4 | 4.86e4 | 0.119 | 0.604 | 6.03 | 6.02 | 6.02 | 83.9011 | 79.7 | | |
| 43 | 59 | 13C8-PFOS | 507.0 > 79.9 | 5.29e3 | 5.77e3 | 0.119 | 0.997 | 4.64 | 4.62 | 11.5 | 96.8209 | 92.0 | | |
| 44 | -1 | | | | | | | | | | | | | |
| 45 | 73 | 13C5-PFHxA | 318.0 > 272.9 | 3.17e4 | 3.17e4 | 0.119 | 1.000 | 2.95 | 2.94 | 12.5 | 105.2898 | 100.0 | | |
| 46 | 75 | 13C8-PFOA | 420.9 > 376.0 | 4.22e4 | 4.22e4 | 0.119 | 1.000 | 4.11 | 4.08 | 12.5 | 105.2898 | 100.0 | | |
| 47 | 74 | 18O2-PFHxS | 403.0 > 102.6 | 2.29e3 | 2.29e3 | 0.119 | 1.000 | 3.73 | 3.71 | 12.5 | 105.2898 | 100.0 | | |
| 48 | 76 | 13C9-PFNA | 472.2 > 426.9 | 3.04e4 | 3.04e4 | 0.119 | 1.000 | 4.55 | 4.53 | 12.5 | 105.2898 | 100.0 | | |
| 49 | 77 | 13C4-PFOS | 503 > 79.9 | 5.77e3 | 5.77e3 | 0.119 | 1.000 | 4.64 | 4.62 | 12.5 | 105.2898 | 100.0 | | |
| 50 | 78 | 13C6-PFDA | 519.1 > 473.7 | 4.00e4 | 4.00e4 | 0.119 | 1.000 | 4.93 | 4.91 | 12.5 | 105.2898 | 100.0 | | |
| 51 | 79 | 13C7-PFUdA | 570.1 > 524.8 | 4.86e4 | 4.86e4 | 0.119 | 1.000 | 5.26 | 5.25 | 12.5 | 105.2898 | 100.0 | | |

Vista Analytical Laboratory L14

Dataset: Z:\Projects\PFAS.PRO\Results\190726M1\190726M1-20.qld

Last Altered: Monday, July 29, 2019 15:07:06 Pacific Daylight Time
Printed: Monday, July 29, 2019 15:07:29 Pacific Daylight Time

**Method: Z:\Projects\PFAS.PRO\MethDB\PFAS_FULL_80C_072419.mdb 24 Jul 2019 09:05:00**
**Calibration: Z:\Projects\PFAS.PRO\CurveDB\C18_VAL-PFAS_Q4_07-22-19.cdb 22 Jul 2019 13:13:35**

**Name: 190726M1_20, Date: 26-Jul-2019, Time: 11:48:55, ID: 1902189-11 EB-07162019-GW 0.11872, Description: EB-07162019-GW**

**PFBS**

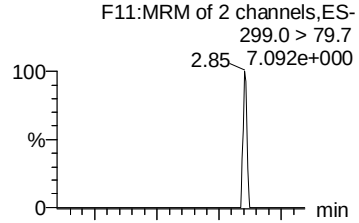


**PFHxA**

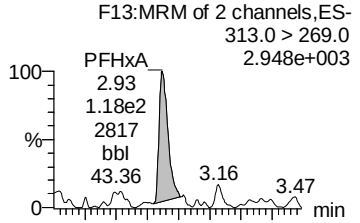


**PFHpA**

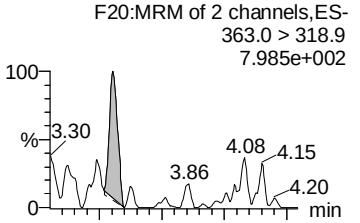


**L-PFHxS**

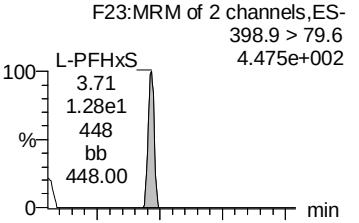


**Total PFHxS**

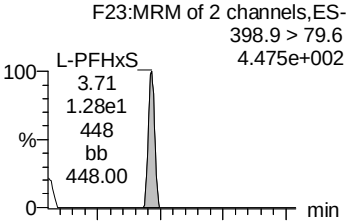


**13C3-PFBS**

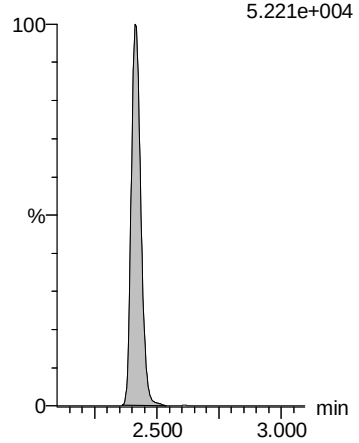


**13C2-PFHxA**

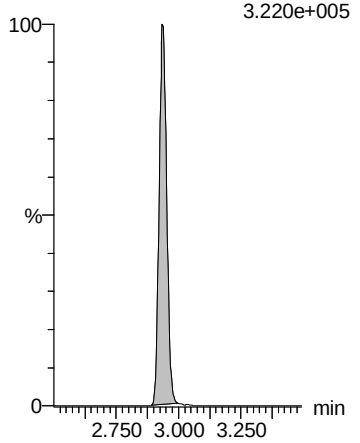


**13C4-PFHpA**

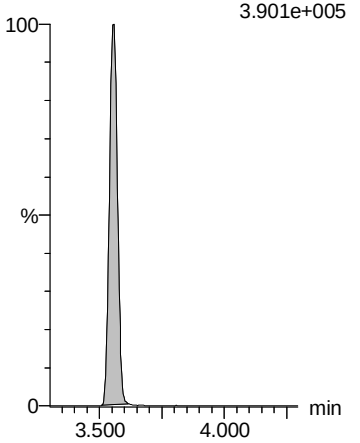


**13C3-PFHxS**

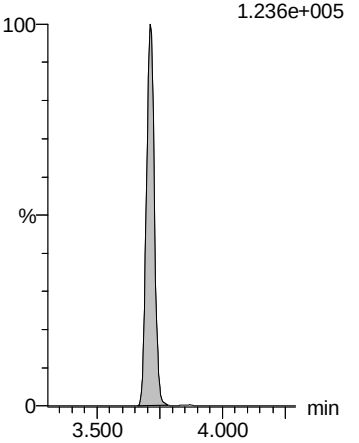


**13C3-PFHxS**

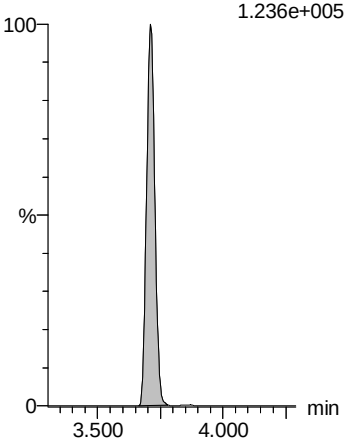

Dataset: Z:\Projects\PFAS.PRO\Results\190726M1\190726M1-20.qld

Last Altered: Monday, July 29, 2019 15:07:06 Pacific Daylight Time
Printed: Monday, July 29, 2019 15:07:29 Pacific Daylight Time

**Name: 190726M1_20, Date: 26-Jul-2019, Time: 11:48:55, ID: 1902189-11 EB-07162019-GW 0.11872, Description: EB-07162019-GW**

**L-PFOA**

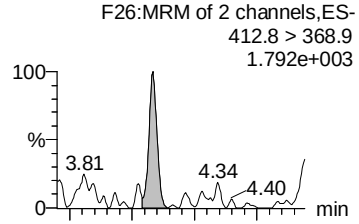


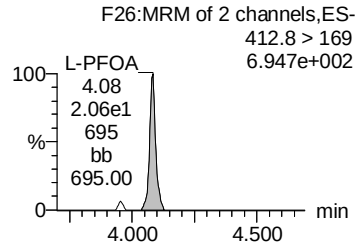


**Total PFOA**

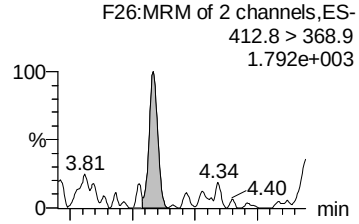


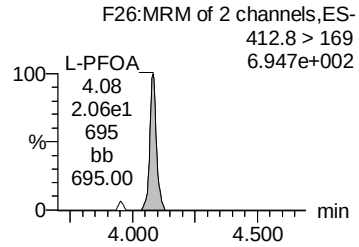


**PFNA**

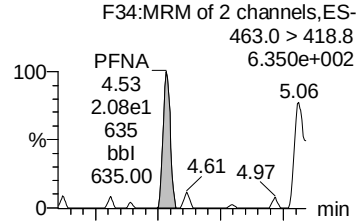


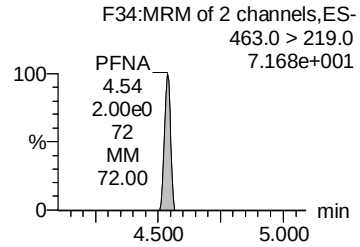


**L-PFOS**

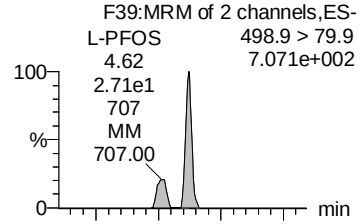


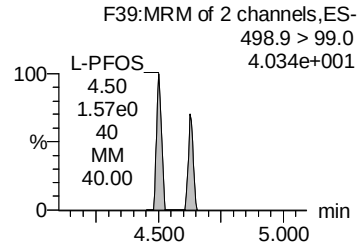


**Total PFOS**

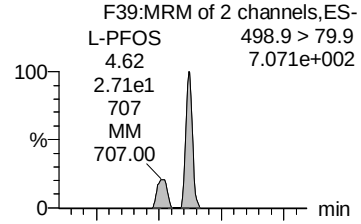


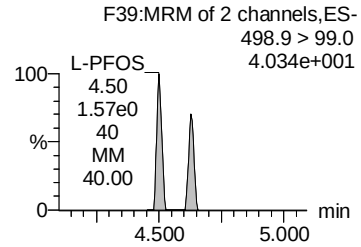


**13C2-PFOA**

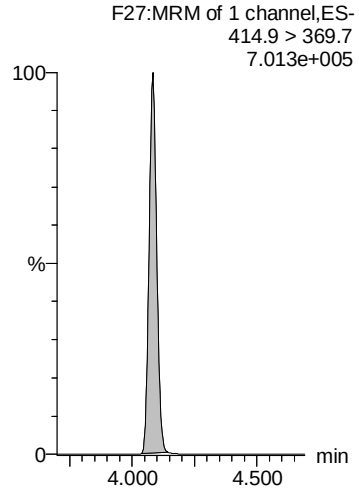


**13C2-PFOA**

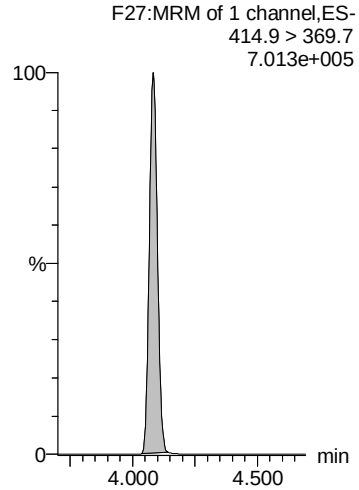


**13C5-PFNA**

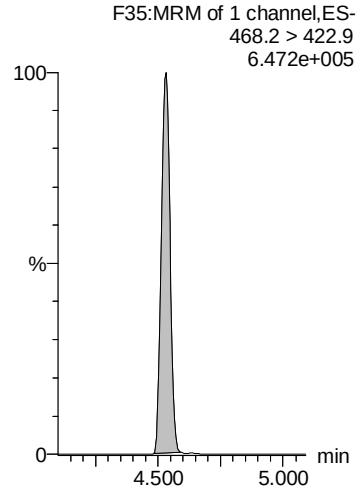


**13C8-PFOS**

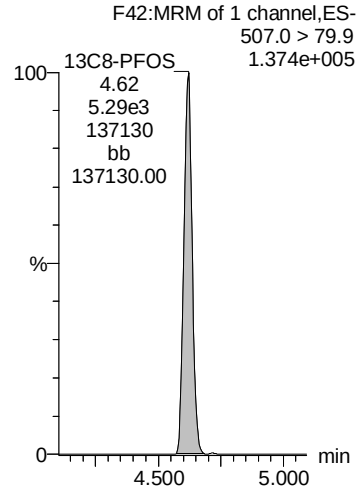


**13C8-PFOS**

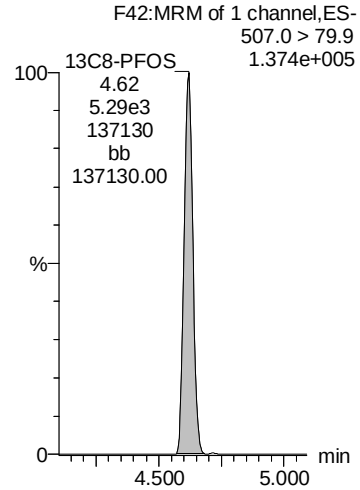

Dataset: Z:\Projects\PFAS.PRO\Results\190726M1\190726M1-20.qld

Last Altered: Monday, July 29, 2019 15:07:06 Pacific Daylight Time
Printed: Monday, July 29, 2019 15:07:29 Pacific Daylight Time

**Name: 190726M1_20, Date: 26-Jul-2019, Time: 11:48:55, ID: 1902189-11 EB-07162019-GW 0.11872, Description: EB-07162019-GW**

**PFDA**

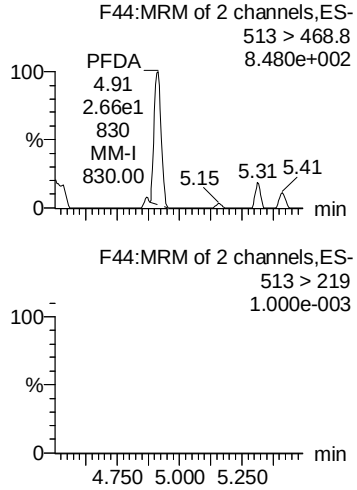





**L-MeFOSAA**

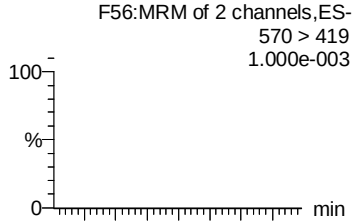


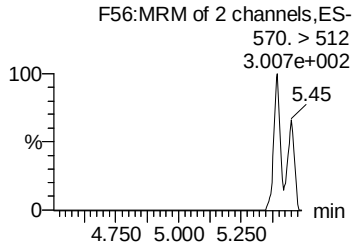


**Total N-MeFOSAA**

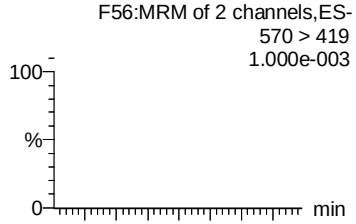


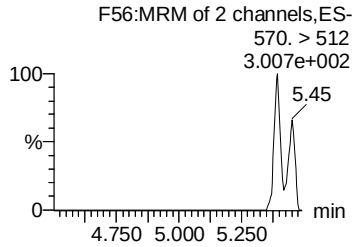


**PFUdA**

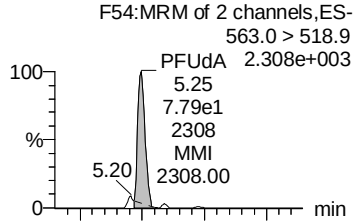


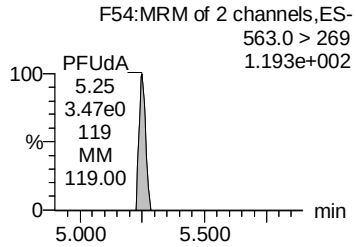


**PFDoA**

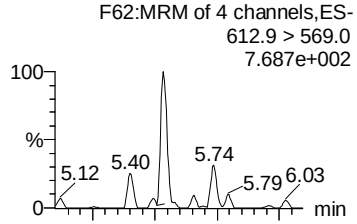


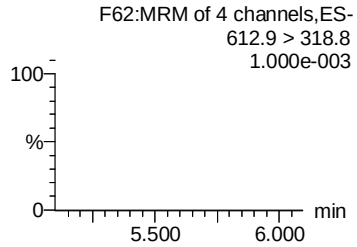


**13C2-PFDA**

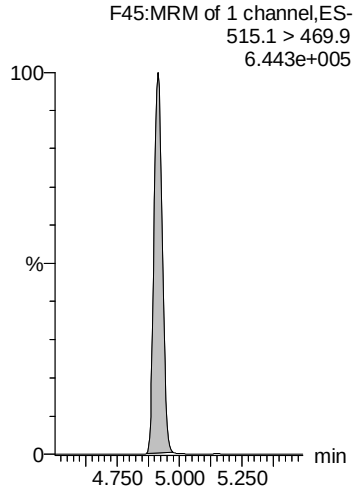


**d3-N-MeFOSAA**

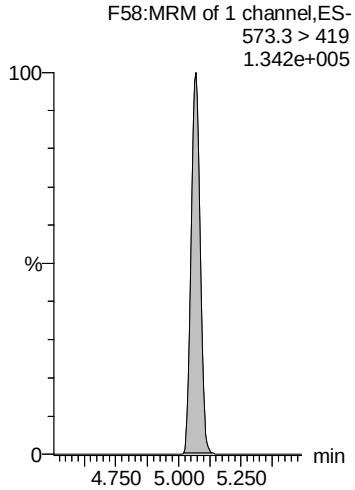


**d3-N-MeFOSAA**

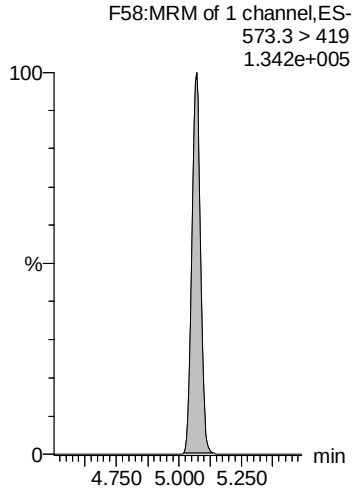


**13C2-PFUdA**

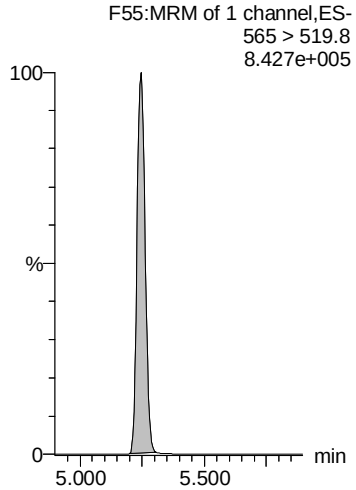


**13C2-PFDoA**

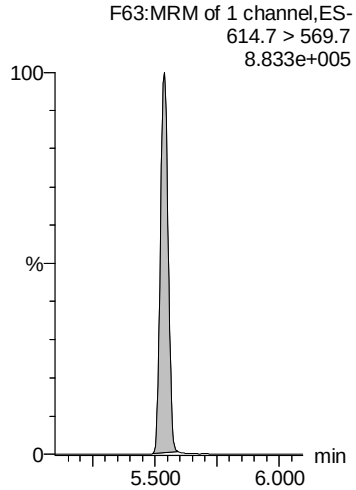

Dataset: Z:\Projects\PFAS.PRO\Results\190726M1\190726M1-20.qld

Last Altered: Monday, July 29, 2019 15:07:06 Pacific Daylight Time
Printed: Monday, July 29, 2019 15:07:29 Pacific Daylight Time

**Name: 190726M1_20, Date: 26-Jul-2019, Time: 11:48:55, ID: 1902189-11 EB-07162019-GW 0.11872, Description: EB-07162019-GW**

**L-EtFOSAA**

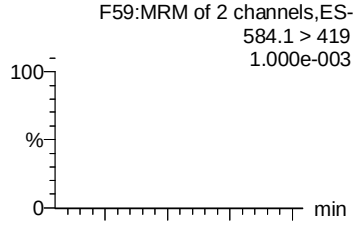


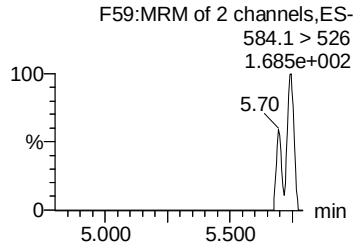


**Total N-EtFOSAA**

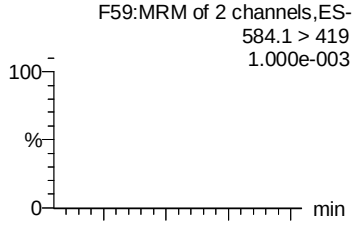


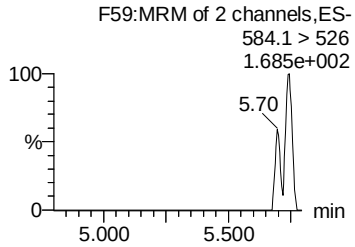


**PFTrDA**

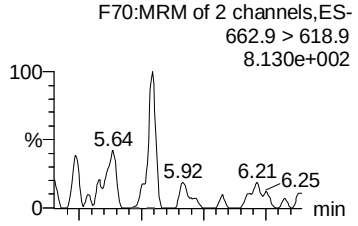


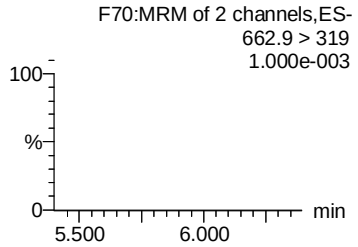


**PFTeDA**

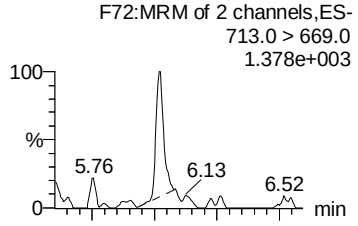


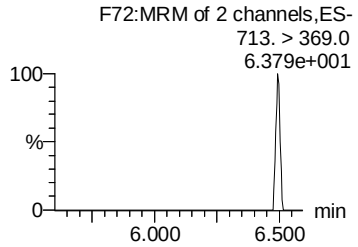


**TDCA**

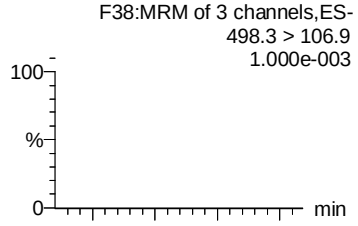


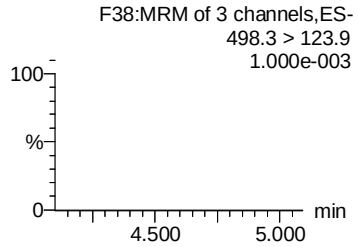


**d5-N-EtFOSAA**

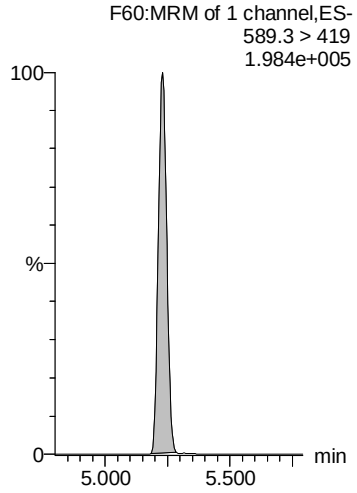


**d5-N-EtFOSAA**

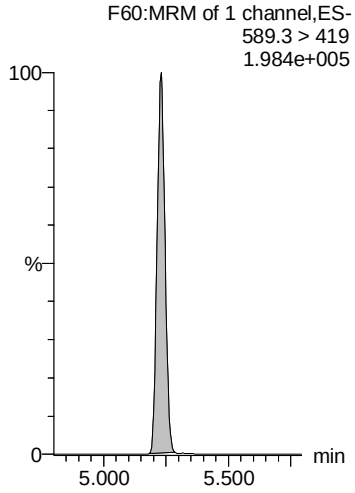


**13C2-PFDoA**

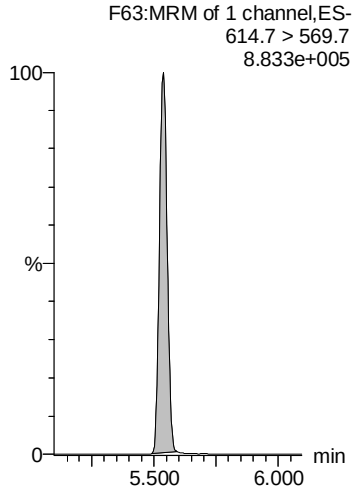


**13C2-PFTeDA**

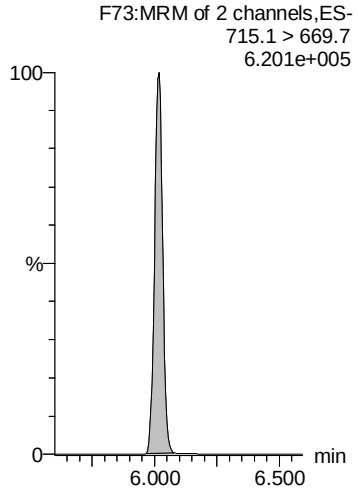


**13C8-PFOS**

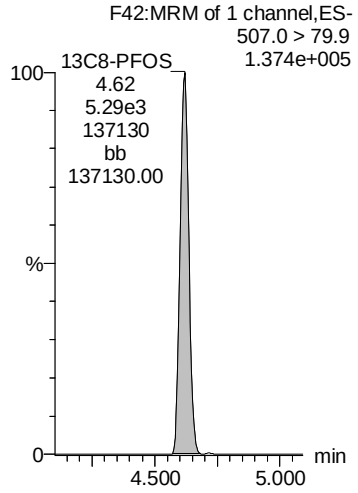

Dataset: Z:\Projects\PFAS.PRO\Results\190726M1\190726M1-20.qld

Last Altered: Monday, July 29, 2019 15:07:06 Pacific Daylight Time
Printed: Monday, July 29, 2019 15:07:29 Pacific Daylight Time

**Name: 190726M1_20, Date: 26-Jul-2019, Time: 11:48:55, ID: 1902189-11 EB-07162019-GW 0.11872, Description: EB-07162019-GW**

**13C5-PFHxA**

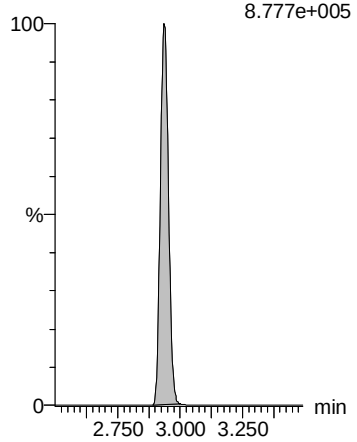


**13C8-PFOA**

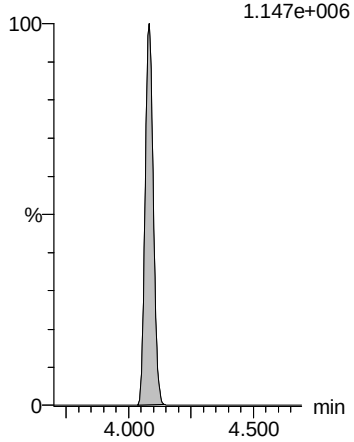


**18O2-PFHxS**

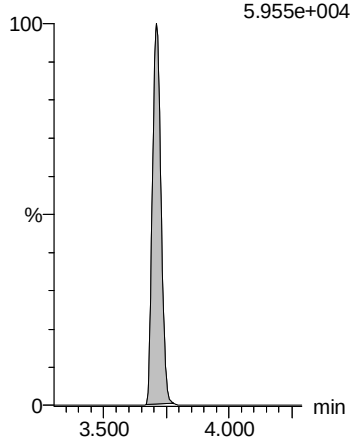


**13C9-PFNA**

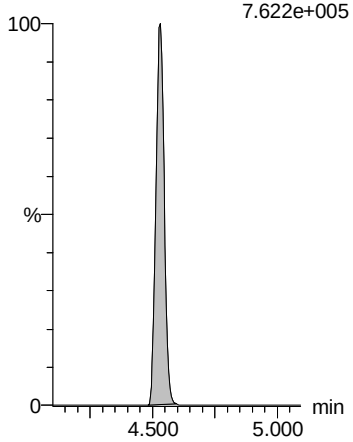


**13C4-PFOS**

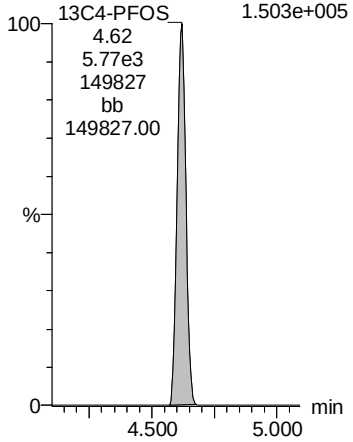


**13C6-PFDA**

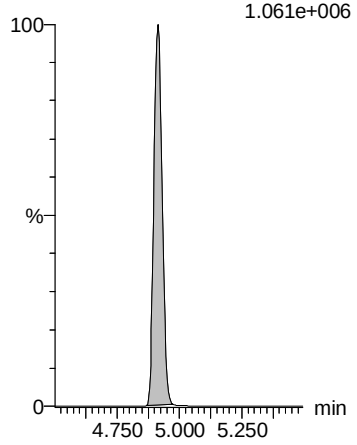


**13C7-PFUdA**

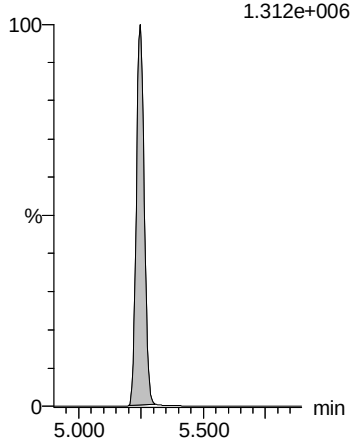

Vista Analytical Laboratory L14

Review: AMR 8/8/2019

*See Dilution

Dataset: M:\Projects\PFAS.PRO\Results\190728M1\190728M1-55.qld

Last Altered: Monday, August 05, 2019 10:12:27 Pacific Daylight Time
Printed: Monday, August 05, 2019 10:13:20 Pacific Daylight Time

**Name: 190728M1_55, Date: 29-Jul-2019, Time: 00:39:25, ID: 1902189-12RE1 NAOA-B06-GW 0.12473, Description: NAOA-B06-GW**

| | # | Name | Trace | Area | IS Area | wt/vol | RRF Mean | Pred.RT | RT | Response | Conc. | %Rec | Ion Ratio | Ratio Out? | |
|---|---|---|---|---|---|---|---|---|---|---|---|---|---|---|---|
| 1 | 5 | PFBS | 299.0 > 79.7 | 5.82e3 | 1.57e3 | 0.125 | | 2.37 | 2.37 | 46.3 | 165.9473 | | 2.973 | NO | |
| 2 | 7 | PFHxA | 313.0 > 269.0 | 1.57e5 | 7.61e3 | 0.125 | | 2.89 | 2.89 | 103 | 931.6214 | | 15.627 | NO | |
| 3 | 11 | PFHpA | 363.0 > 318.9 | 6.98e4 | 9.02e3 | 0.125 | | 3.51 | 3.51 | 96.8 | 615.3052 | | 9.469 | NO | |
| 4 | 13 | L-PFHxS | 398.9 > 79.6 | 1.15e5 | 2.09e3 | 0.125 | | 3.68 | 3.68 | 688 | 5795.4706 | | 2.098 | NO | *E |
| 5 | 80 | Total PFHxS | 398.9 > 79.6 | 1.15e5 | 2.09e3 | 0.125 | | 3.83 | | 688 | 5795.4706 | | | | |
| 6 | 49 | 13C3-PFBS | 302.0 > 98.8 | 1.57e3 | 1.16e3 | 0.125 | 1.119 | 2.37 | 2.37 | 17.0 | 121.7202 | 121.5 | | | |
| 7 | 52 | 13C2-PFHxA | 315.0 > 270.0 | 7.61e3 | 2.01e4 | 0.125 | 0.977 | 2.89 | 2.89 | 4.73 | 38.7964 | 96.8 | | | |
| 8 | 53 | 13C4-PFHpA | 367.2 > 321.8 | 9.02e3 | 2.01e4 | 0.125 | 0.453 | 3.51 | 3.51 | 5.60 | 99.2028 | 99.0 | | | |
| 9 | 54 | 13C3-PFHxS | 401.8 > 79.9 | 2.09e3 | 1.16e3 | 0.125 | 2.067 | 3.67 | 3.68 | 22.6 | 87.6986 | 87.5 | | | |
| 10 | 54 | 13C3-PFHxS | 401.8 > 79.9 | 2.09e3 | 1.16e3 | 0.125 | 2.067 | 3.67 | 3.68 | 22.6 | 87.6986 | 87.5 | | | |
| 11 | -1 | | | | | | | | | | | | | | |
| 12 | 16 | L-PFOA | 412.8 > 368.9 | 1.31e5 | 1.61e4 | 0.125 | | 4.05 | 4.05 | 102 | 570.9497 | | 3.337 | NO | |
| 13 | 81 | Total PFOA | 412.8 > 368.9 | 1.31e5 | 1.61e4 | 0.125 | | 4.21 | | 102 | 570.9497 | | | | |
| 14 | 21 | PFNA | 463.0 > 418.8 | 4.08e2 | 1.84e4 | 0.125 | | 4.50 | 4.50 | 0.278 | 1.7345 | | 5.435 | NO | |
| 15 | 23 | L-PFOS | 498.9 > 79.9 | 1.80e3 | 3.86e3 | 0.125 | | 4.60 | 4.60 | 5.84 | 43.2793 | | 2.645 | NO | |
| 16 | 82 | Total PFOS | 498.9 > 79.9 | 1.80e3 | 3.86e3 | 0.125 | | 4.74 | | 5.84 | 43.2793 | | | | |
| 17 | 58 | 13C2-PFOA | 414.9 > 369.7 | 1.61e4 | 2.47e4 | 0.125 | 0.680 | 4.05 | 4.05 | 8.18 | 96.4229 | 96.2 | | | |
| 18 | 58 | 13C2-PFOA | 414.9 > 369.7 | 1.61e4 | 2.47e4 | 0.125 | 0.680 | 4.05 | 4.05 | 8.18 | 96.4229 | 96.2 | | | |
| 19 | 56 | 13C5-PFNA | 468.2 > 422.9 | 1.84e4 | 1.93e4 | 0.125 | 0.993 | 4.50 | 4.50 | 11.9 | 95.9564 | 95.7 | | | |
| 20 | 59 | 13C8-PFOS | 507.0 > 79.9 | 3.86e3 | 3.74e3 | 0.125 | 0.975 | 4.59 | 4.60 | 12.9 | 106.1460 | 105.9 | | | |
| 21 | 59 | 13C8-PFOS | 507.0 > 79.9 | 3.86e3 | 3.74e3 | 0.125 | 0.975 | 4.59 | 4.60 | 12.9 | 106.1460 | 105.9 | | | |
| 22 | -1 | | | | | | | | | | | | | | |
| 23 | 26 | PFDA | 513 > 468.8 | 1.47e2 | 1.84e4 | 0.125 | | 4.89 | 4.89 | 0.0999 | 0.0810 | | 16.992 | YES | |
| 24 | 29 | L-MeFOSAA | 570 > 419 | | 3.52e3 | 0.125 | | 5.05 | | | | | | | |
| 25 | 83 | Total N-MeFOSAA | 570. > 419 | 0.00e0 | 3.52e3 | 0.125 | | 5.19 | | 0.000 | | | | | |
| 26 | 33 | PFUdA | 563.0 > 518.9 | | 2.00e4 | 0.125 | | 5.22 | | | | | | | |
| 27 | 37 | PFDoA | 612.9 > 569.0 | | 1.55e4 | 0.125 | | 5.52 | | | | | | | |
| 28 | 60 | 13C2-PFDA | 515.1 > 469.9 | 1.84e4 | 2.49e4 | 0.125 | 0.824 | 4.89 | 4.89 | 9.22 | 89.6877 | 89.5 | | | |
| 29 | 62 | d3-N-MeFOSAA | 573.3 > 419 | 3.52e3 | 3.04e4 | 0.125 | 0.179 | 5.05 | 5.05 | 1.45 | 64.8295 | 64.7 | | | |
| 30 | 62 | d3-N-MeFOSAA | 573.3 > 419 | 3.52e3 | 3.04e4 | 0.125 | 0.179 | 5.05 | 5.05 | 1.45 | 64.8295 | 64.7 | | | |
| 31 | 63 | 13C2-PFUdA | 565 > 519.8 | 2.00e4 | 3.04e4 | 0.125 | 0.891 | 5.23 | 5.22 | 8.24 | 74.0961 | 73.9 | | | |
| 32 | 65 | 13C2-PFDoA | 614.7 > 569.7 | 1.55e4 | 2.49e4 | 0.125 | 1.044 | 5.52 | 5.52 | 7.78 | 59.7346 | 59.6 | | | |
| 33 | -1 | | | | | | | | | | | | | | |
| 34 | 31 | L-EtFOSAA | 584.1 > 419 | | 4.24e3 | 0.125 | | 5.21 | | | | | | | |
| 35 | 84 | Total N-EtFOSAA | 584.1 > 419 | 0.00e0 | 4.24e3 | 0.125 | | 5.33 | | 0.000 | | | | | |
| 36 | 39 | PFTrDA | 662.9 > 618.9 | | 1.55e4 | 0.125 | | 5.77 | | | | | | | |


NY 8/5/2019

Vista Analytical Laboratory L14

Review: AMR 8/8/2019

Dataset: M:\Projects\PFAS.PRO\Results\190728M1\190728M1-55.qld

Last Altered: Monday, August 05, 2019 10:12:27 Pacific Daylight Time
Printed: Monday, August 05, 2019 10:13:20 Pacific Daylight Time

**Name: 190728M1_55, Date: 29-Jul-2019, Time: 00:39:25, ID: 1902189-12RE1 NAOA-B06-GW 0.12473, Description: NAOA-B06-GW**

| | # | Name | Trace | Area | IS Area | wt/vol | RRF Mean | Pred.RT | RT | Response | Conc. | %Rec | Ion Ratio | Ratio Out? |
|---|---|---|---|---|---|---|---|---|---|---|---|---|---|---|
| 37 | 41 | PFTeDA | 713.0 > 669.0 | 3.67e1 | 6.00e3 | 0.125 | | 6.00 | 6.00 | 0.0765 | | | 75.374 | YES |
| 38 | 85 | TDCA | 498.3>106.9 | | | 0.125 | | 5.45 | | | | | | |
| 39 | 64 | d5-N-EtFOSAA | 589.3 > 419 | 4.24e3 | 3.04e4 | 0.125 | 0.222 | 5.21 | 5.21 | 1.74 | 62.9252 | 62.8 | | |
| 40 | 64 | d5-N-EtFOSAA | 589.3 > 419 | 4.24e3 | 3.04e4 | 0.125 | 0.222 | 5.21 | 5.21 | 1.74 | 62.9252 | 62.8 | | |
| 41 | 65 | 13C2-PFDoA | 614.7 > 569.7 | 1.55e4 | 2.49e4 | 0.125 | 1.044 | 5.52 | 5.52 | 7.78 | 59.7346 | 59.6 | | |
| 42 | 67 | 13C2-PFTeDA | 715.1 > 669.7 | 6.00e3 | 3.04e4 | 0.125 | 0.635 | 6.00 | 6.00 | 2.47 | 31.1107 | 31.0 | | |
| 43 | 59 | 13C8-PFOS | 507.0 > 79.9 | 3.86e3 | 3.74e3 | 0.125 | 0.975 | 4.59 | 4.60 | 12.9 | 106.1460 | 105.9 | | |
| 44 | -1 | | | | | | | | | | | | | |
| 45 | 73 | 13C5-PFHxA | 318.0 > 272.9 | 2.01e4 | 2.01e4 | 0.125 | 1.000 | 2.89 | 2.89 | 12.5 | 100.2165 | 100.0 | | |
| 46 | 75 | 13C8-PFOA | 420.9 > 376.0 | 2.47e4 | 2.47e4 | 0.125 | 1.000 | 4.05 | 4.05 | 12.5 | 100.2165 | 100.0 | | |
| 47 | 74 | 18O2-PFHxS | 403.0 > 102.6 | 1.16e3 | 1.16e3 | 0.125 | 1.000 | 3.67 | 3.67 | 12.5 | 100.2165 | 100.0 | | |
| 48 | 76 | 13C9-PFNA | 472.2 > 426.9 | 1.93e4 | 1.93e4 | 0.125 | 1.000 | 4.50 | 4.50 | 12.5 | 100.2165 | 100.0 | | |
| 49 | 77 | 13C4-PFOS | 503 > 79.9 | 3.74e3 | 3.74e3 | 0.125 | 1.000 | 4.59 | 4.60 | 12.5 | 100.2165 | 100.0 | | |
| 50 | 78 | 13C6-PFDA | 519.1 > 473.7 | 2.49e4 | 2.49e4 | 0.125 | 1.000 | 4.89 | 4.89 | 12.5 | 100.2165 | 100.0 | | |
| 51 | 79 | 13C7-PFUdA | 570.1 > 524.8 | 3.04e4 | 3.04e4 | 0.125 | 1.000 | 5.23 | 5.23 | 12.5 | 100.2165 | 100.0 | | |


NY 8/5/2019

Vista Analytical Laboratory L14

Review: AMR 8/8/2019

Dataset: M:\Projects\PFAS.PRO\Results\190728M1\190728M1-55.qld

Last Altered: Monday, August 05, 2019 10:12:27 Pacific Daylight Time
Printed: Monday, August 05, 2019 10:13:20 Pacific Daylight Time

**Method: M:\Projects\PFAS.PRO\MethDB\PFAS_FULL_80C_072819.mdb 29 Jul 2019 11:56:31**
**Calibration: M:\Projects\PFAS.PRO\CurveDB\C18_VAL-PFAS_Q4_07-28-19.cdb 28 Jul 2019 19:54:16**

**Name: 190728M1_55, Date: 29-Jul-2019, Time: 00:39:25, ID: 1902189-12RE1 NAOA-B06-GW 0.12473, Description: NAOA-B06-GW**

**PFBS**

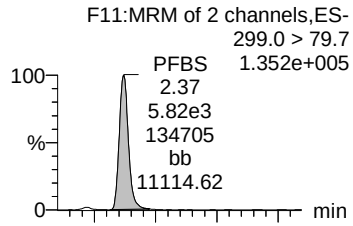


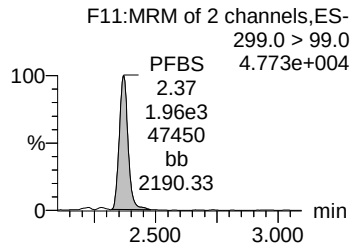


**PFHxA**

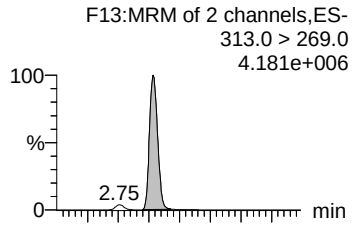


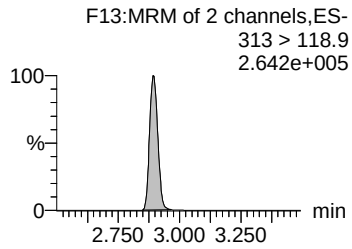


**PFHpA**

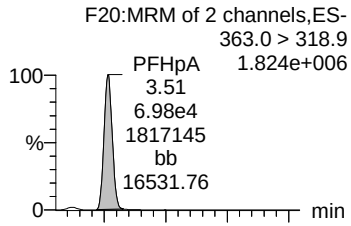


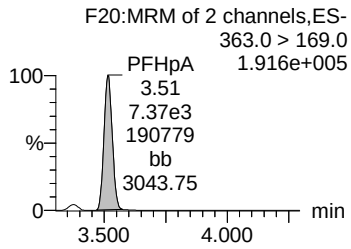


**L-PFHxS**

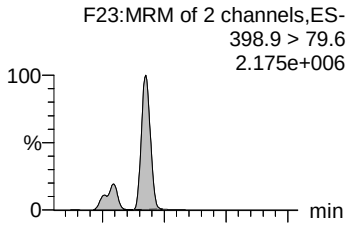


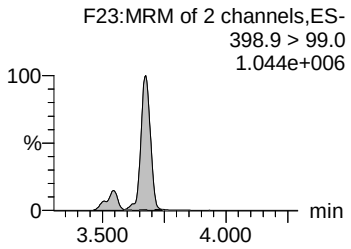


**Total PFHxS**

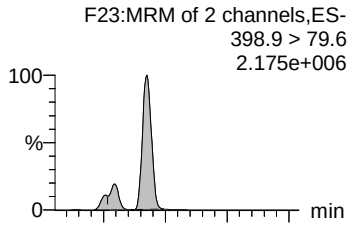


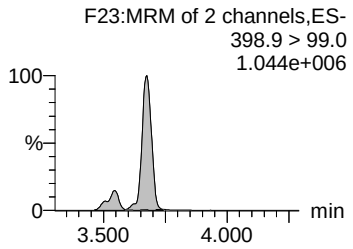


**13C3-PFBS**

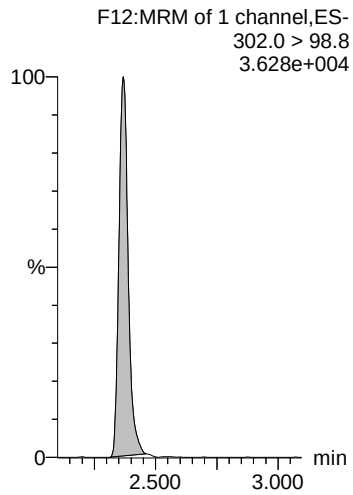


**13C2-PFHxA**

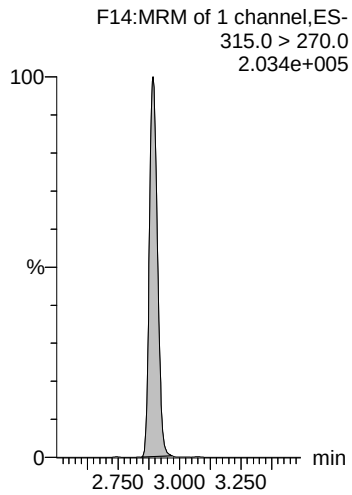


**13C4-PFHpA**

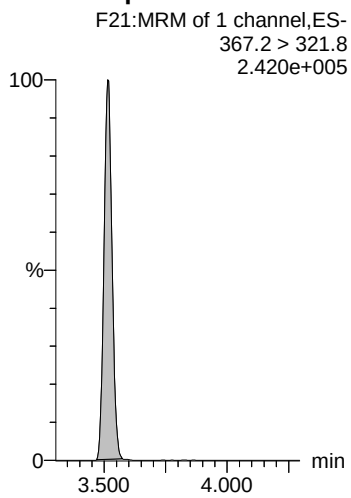


**13C3-PFHxS**

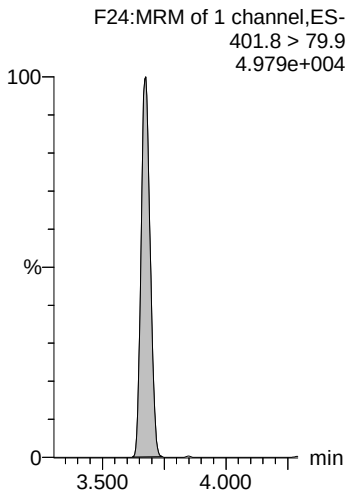


**13C3-PFHxS**

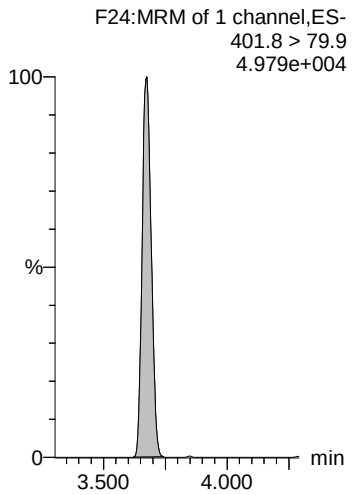


 NY 8/5/2019

Vista Analytical Laboratory L14

Review: AMR 8/8/2019

Dataset: M:\Projects\PFAS.PRO\Results\190728M1\190728M1-55.qld

Last Altered: Monday, August 05, 2019 10:12:27 Pacific Daylight Time
Printed: Monday, August 05, 2019 10:13:20 Pacific Daylight Time

**Name: 190728M1_55, Date: 29-Jul-2019, Time: 00:39:25, ID: 1902189-12RE1 NAOA-B06-GW 0.12473, Description: NAOA-B06-GW**

**L-PFOA**

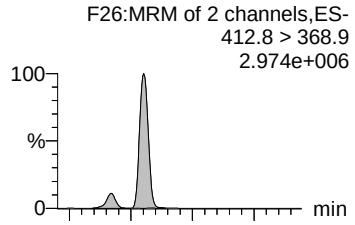


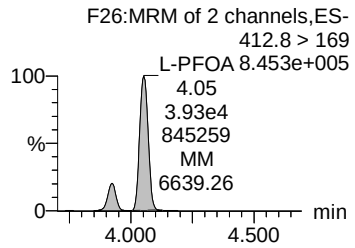


**Total PFOA**

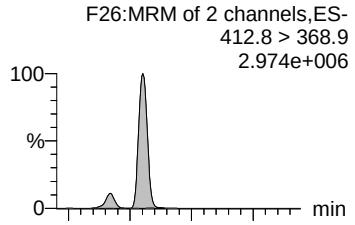


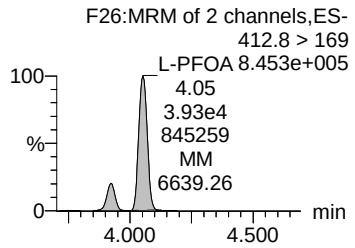


**PFNA**

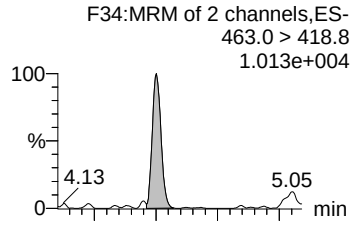


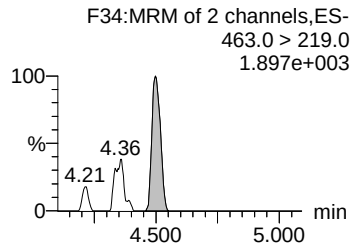


**L-PFOS**

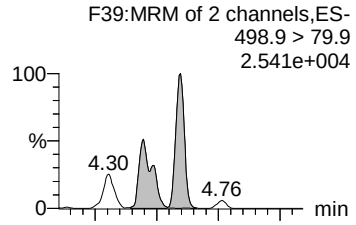


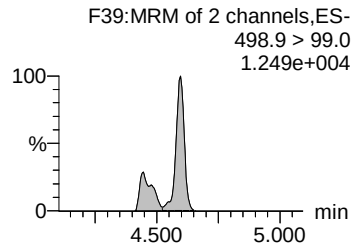


**Total PFOS**

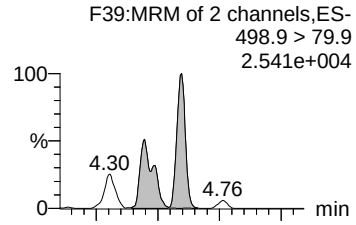


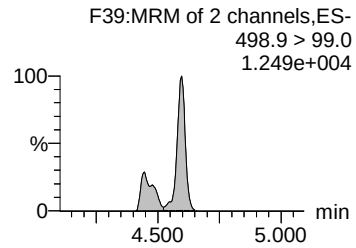


**13C2-PFOA**

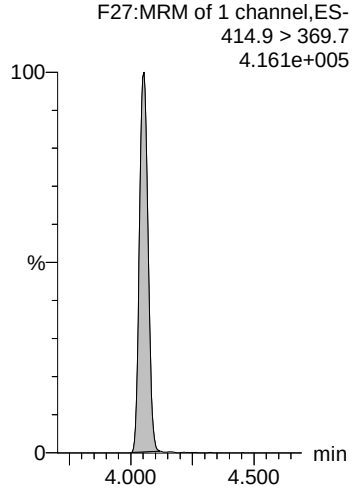


**13C2-PFOA**

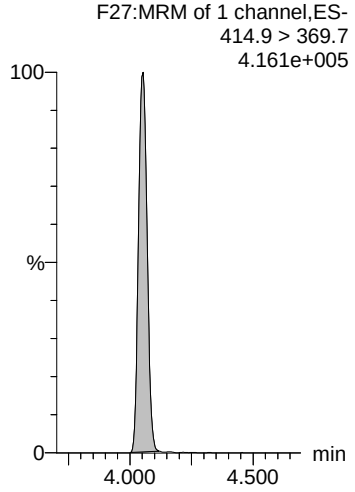


**13C5-PFNA**

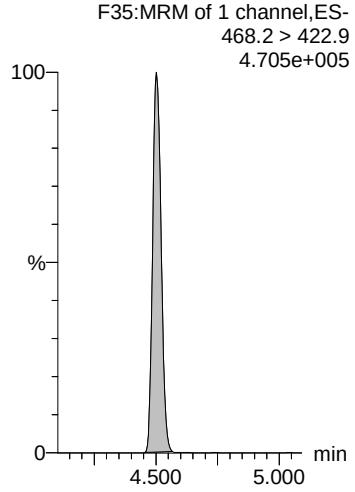


**13C8-PFOS**

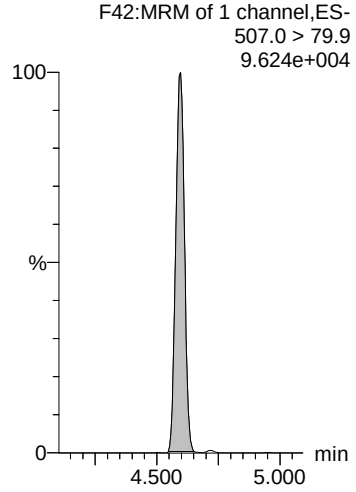


**13C8-PFOS**

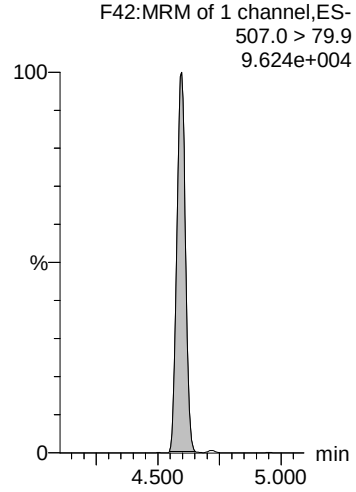



NY 8/5/2019

Review: AMR 8/8/2019

Dataset: M:\Projects\PFAS.PRO\Results\190728M1\190728M1-55.qld

Last Altered: Monday, August 05, 2019 10:12:27 Pacific Daylight Time
Printed: Monday, August 05, 2019 10:13:20 Pacific Daylight Time

**Name: 190728M1_55, Date: 29-Jul-2019, Time: 00:39:25, ID: 1902189-12RE1 NAOA-B06-GW 0.12473, Description: NAOA-B06-GW**

**PFDA**

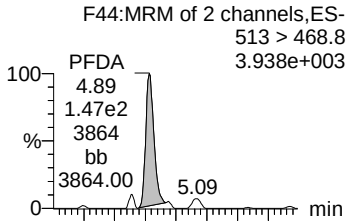


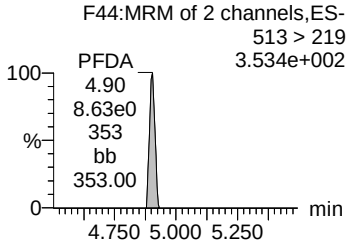


**L-MeFOSAA**

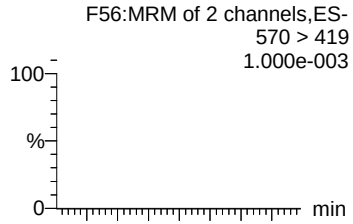


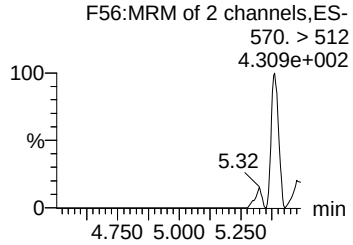


**Total N-MeFOSAA**

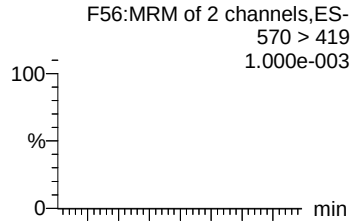


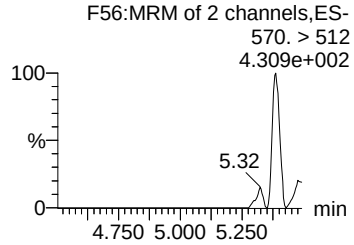


**PFUdA**

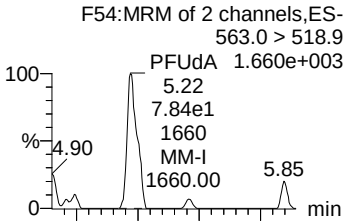


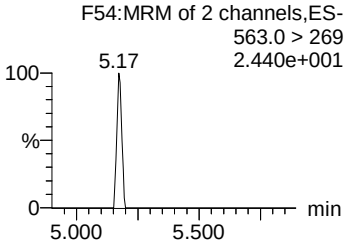


**PFDoA**

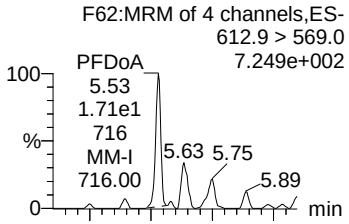


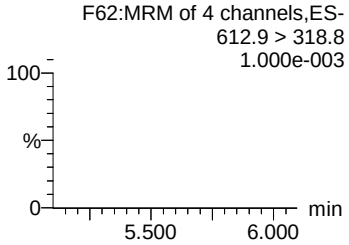


**13C2-PFDA**

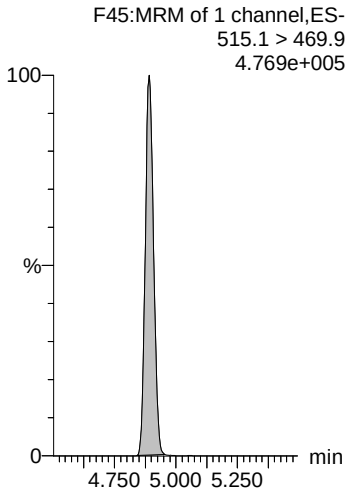


**d3-N-MeFOSAA**

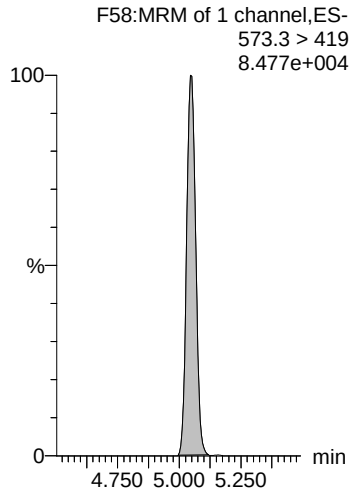


**d3-N-MeFOSAA**

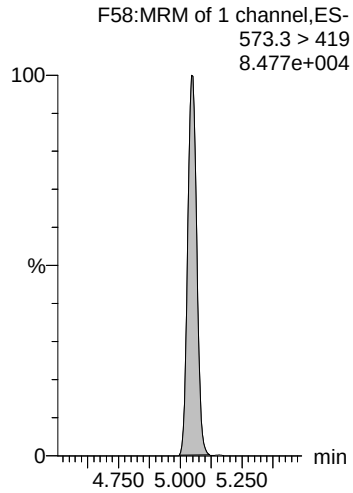


**13C2-PFUdA**

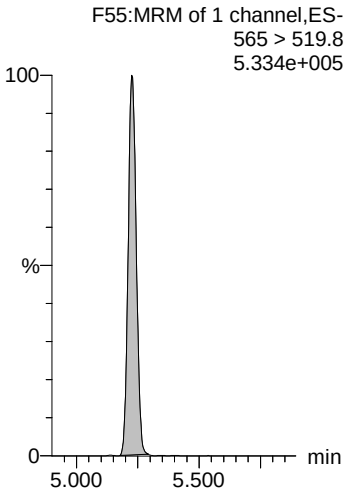


**13C2-PFDoA**

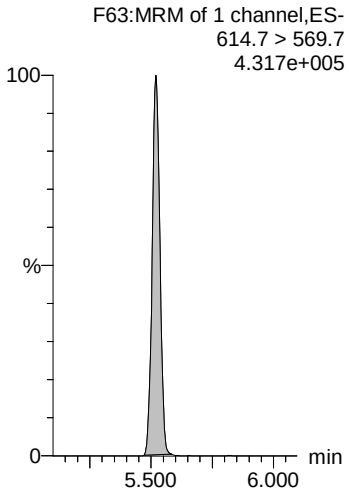



NY 8/5/2019

Vista Analytical Laboratory L14

Review: AMR 8/8/2019

Dataset: M:\Projects\PFAS.PRO\Results\190728M1\190728M1-55.qld

Last Altered: Monday, August 05, 2019 10:12:27 Pacific Daylight Time
Printed: Monday, August 05, 2019 10:13:20 Pacific Daylight Time

**Name: 190728M1_55, Date: 29-Jul-2019, Time: 00:39:25, ID: 1902189-12RE1 NAOA-B06-GW 0.12473, Description: NAOA-B06-GW**

**L-EtFOSAA**

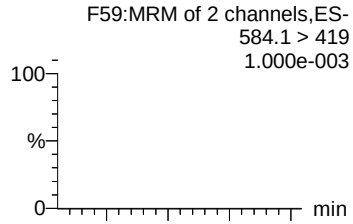


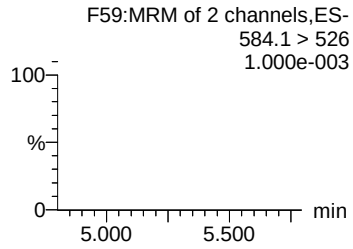


**Total N-EtFOSAA**

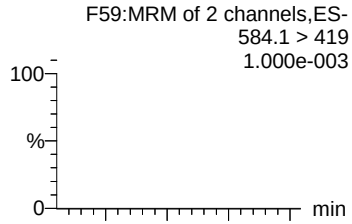


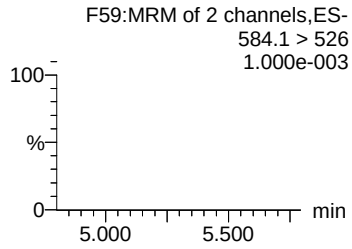


**PFTrDA**

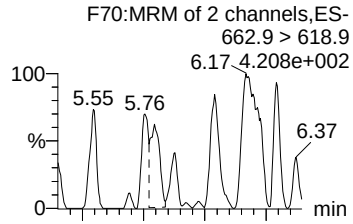


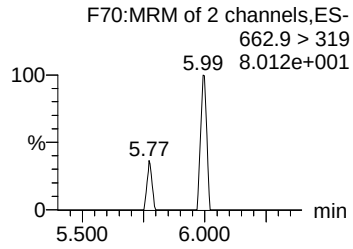


**PFTeDA**

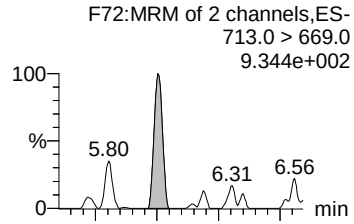


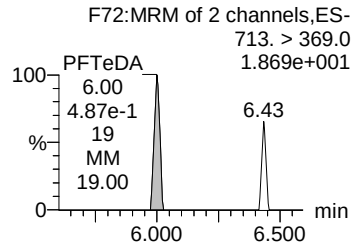


**TDCA**

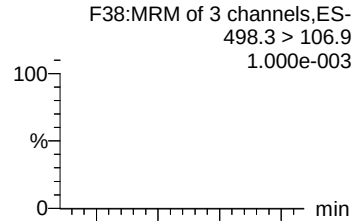


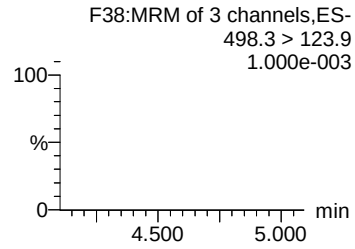


**d5-N-EtFOSAA**

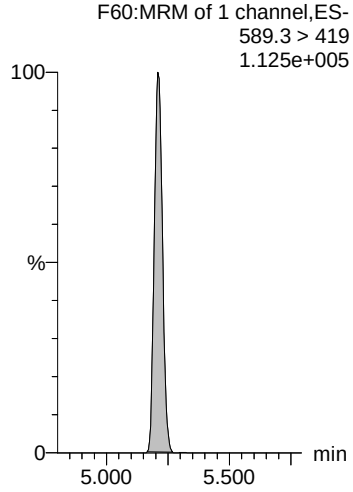


**d5-N-EtFOSAA**

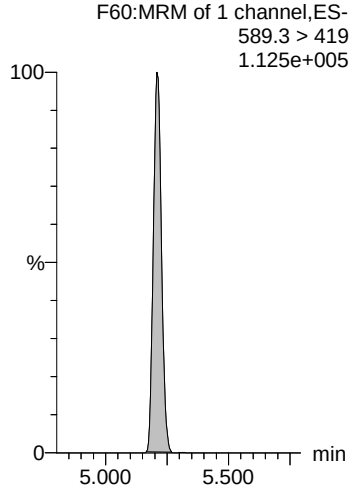


**13C2-PFDoA**

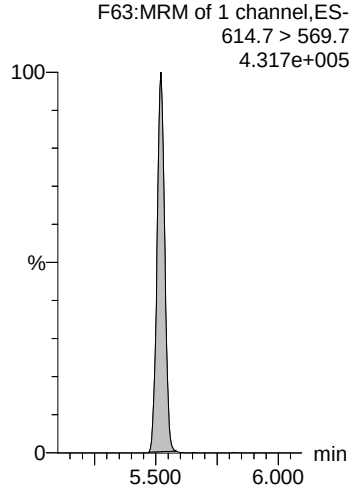


**13C2-PFTeDA**

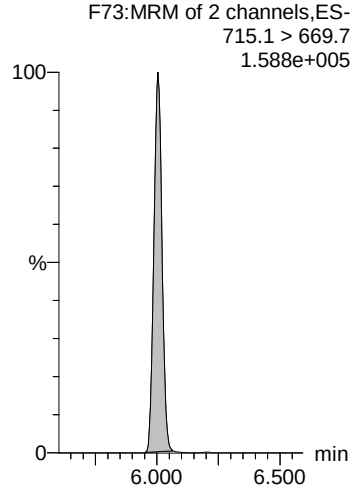


**13C8-PFOS**

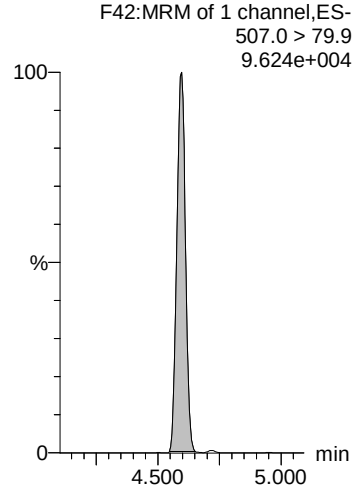


 NY 8/5/2019

Review: AMR 8/8/2019

Dataset: M:\Projects\PFAS.PRO\Results\190728M1\190728M1-55.qld

Last Altered: Monday, August 05, 2019 10:12:27 Pacific Daylight Time
Printed: Monday, August 05, 2019 10:13:20 Pacific Daylight Time

**Name: 190728M1_55, Date: 29-Jul-2019, Time: 00:39:25, ID: 1902189-12RE1 NAOA-B06-GW 0.12473, Description: NAOA-B06-GW**

**13C5-PFHxA**

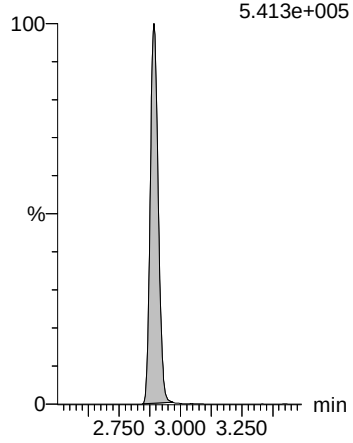


**13C8-PFOA**

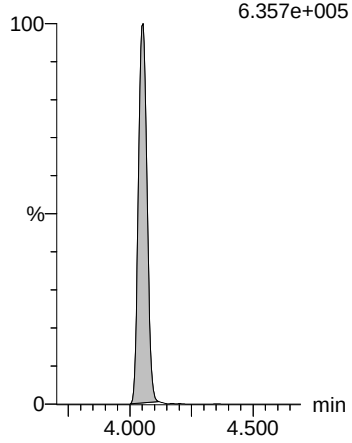


**18O2-PFHxS**

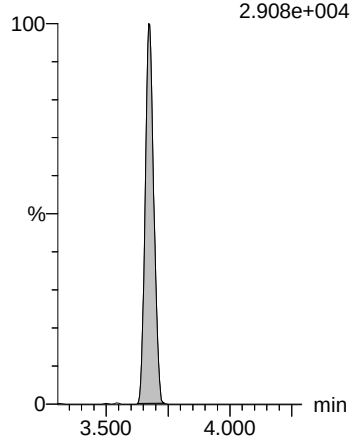


**13C9-PFNA**

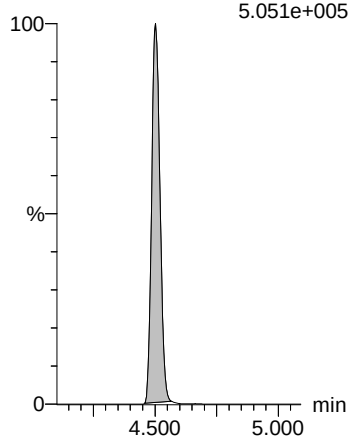


**13C4-PFOS**

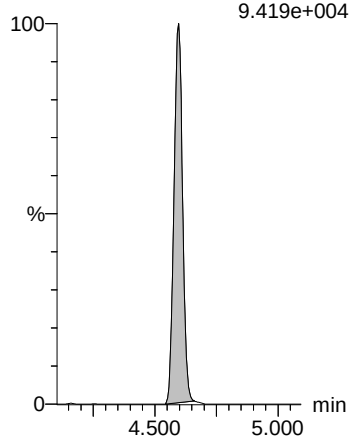


**13C6-PFDA**

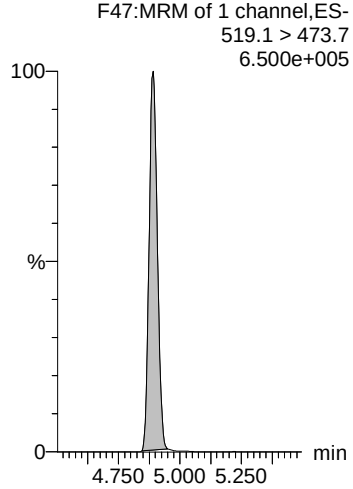


**13C7-PFUdA**

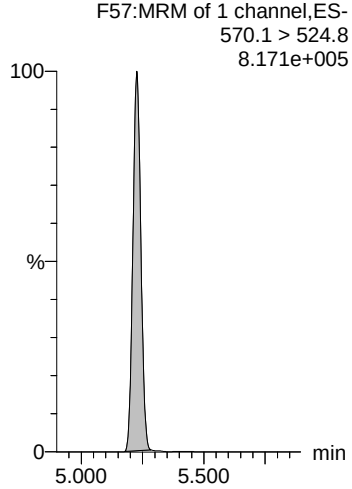




NY 8/5/2019

Vista Analytical Laboratory

Review: AMR 8/8/2019

Dataset: M:\Projects\PFAS.PRO\Results\190729M1\190729M1-27.qld

Last Altered: Thursday, August 08, 2019 12:49:46 Pacific Daylight Time
Printed: Thursday, August 08, 2019 12:50:18 Pacific Daylight Time

**Method: M:\Projects\PFAS.PRO\MethDB\PFAS_FULL_80C_072919.mdb 30 Jul 2019 08:09:20**
**Calibration: M:\Projects\PFAS.PRO\CurveDB\C18_VAL-PFAS_Q4_07-29-19.cdb 30 Jul 2019 08:10:04**

**Name: 190729M1_27, Date: 29-Jul-2019, Time: 19:24:57, ID: 1902189-12RE1@5X NAOA-B06-GW 0.12473, Description: NAOA-B06-GW**

**L-PFHxS**

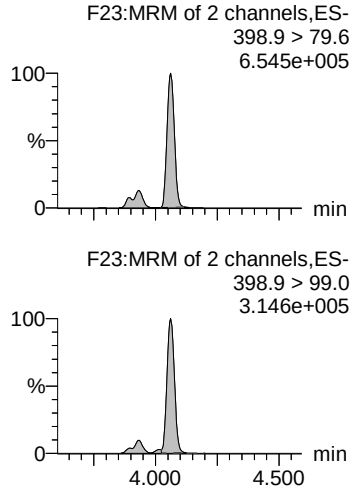


**Total PFHxS**

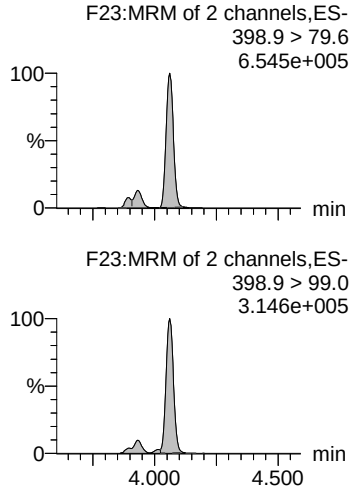


**18O2-PFHxS**

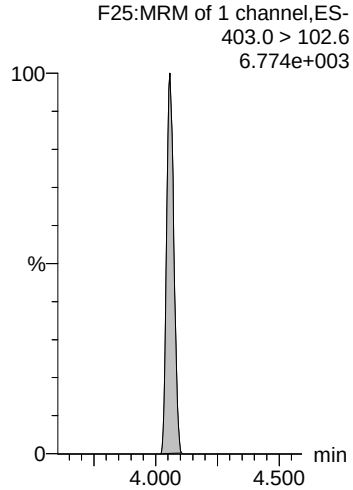


**13C3-PFHxS**

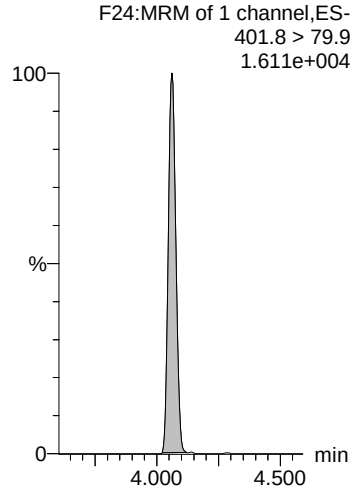


| | # | Name | Trace | Area | IS Area | wt/vol | RRF Mean | Pred.RT | RT | Response | Conc. | %Rec | Recovery ... | Ion Ratio | Ratio Out? |
|---|---|---|---|---|---|---|---|---|---|---|---|---|---|---|---|
| 1 | 13 | L-PFHxS | 398.9 > 79.6 | 26494.352 | 561.048 | 0.125 | | 4.06 | 4.06 | 590.287 | 4770 | | NO | 2.134 | NO |
| 2 | 80 | Total PFHxS | 398.9 > 79.6 | 26494.352 | 561.048 | 0.125 | | 3.83 | | 590.287 | 4770 | | NO | | |
| 3 | 74 | 18O2-PFHxS | 403.0 > 102.6 | 226.135 | 226.135 | 0.125 | 1.000 | 4.09 | 4.06 | 12.500 | 100 | 100.0 | NO | | |
| 4 | 54 | 13C3-PFHxS | 401.8 > 79.9 | 561.048 | 226.135 | 0.125 | 2.138 | 4.09 | 4.06 | 31.013 | 116 | 116.1 | NO | | |


NY 8/8/2019

Dataset: Z:\Projects\PFAS.PRO\Results\190726M1\190726M1-21.qld

Last Altered: Monday, July 29, 2019 15:09:19 Pacific Daylight Time
Printed: Monday, July 29, 2019 15:09:45 Pacific Daylight Time

**Name: 190726M1_21, Date: 26-Jul-2019, Time: 11:59:28, ID: 1902189-13 FRB-07162019 0.11698, Description: FRB-07162019**

| | # | Name | Trace | Area | IS Area | wt/vol | RRF Mean | Pred.RT | RT | Response | Conc. | %Rec | Ion Ratio | Ratio Out? |
|---|---|---|---|---|---|---|---|---|---|---|---|---|---|---|
| 1 | 5 | PFBS | 299.0 > 79.7 | | 2.18e3 | 0.117 | | 2.42 | | | | | | |
| 2 | 7 | PFHxA | 313.0 > 269.0 | | 1.15e4 | 0.117 | | 2.94 | | | | | | |
| 3 | 11 | PFHpA | 363.0 > 318.9 | | 1.42e4 | 0.117 | | 3.56 | | | | | | |
| 4 | 13 | L-PFHxS | 398.9 > 79.6 | 1.39e1 | 4.26e3 | 0.117 | | 3.71 | 3.71 | 0.0408 | 0.3949 | | 4.464 | YES |
| 5 | 80 | Total PFHxS | 398.9 > 79.6 | 1.39e1 | 4.26e3 | 0.117 | | 3.83 | | 0.0408 | 0.3949 | | | |
| 6 | 49 | 13C3-PFBS | 302.0 > 98.8 | 2.18e3 | 2.31e3 | 0.117 | 1.058 | 2.44 | 2.42 | 11.8 | 95.0283 | 88.9 | | |
| 7 | 52 | 13C2-PFHxA | 315.0 > 270.0 | 1.15e4 | 3.20e4 | 0.117 | 0.978 | 2.95 | 2.94 | 4.48 | 39.2111 | 91.7 | | |
| 8 | 53 | 13C4-PFHpA | 367.2 > 321.8 | 1.42e4 | 3.20e4 | 0.117 | 0.479 | 3.57 | 3.56 | 5.55 | 99.1614 | 92.8 | | |
| 9 | 54 | 13C3-PFHxS | 401.8 > 79.9 | 4.26e3 | 2.31e3 | 0.117 | 2.024 | 3.73 | 3.71 | 23.0 | 97.2800 | 91.0 | | |
| 10 | 54 | 13C3-PFHxS | 401.8 > 79.9 | 4.26e3 | 2.31e3 | 0.117 | 2.024 | 3.73 | 3.71 | 23.0 | 97.2800 | 91.0 | | |
| 11 | -1 | | | | | | | | | | | | | |
| 12 | 16 | L-PFOA | 412.8 > 368.9 | 9.11e1 | 2.49e4 | 0.117 | | 4.08 | 4.08 | 0.0457 | 0.0453 | | 7.582 | YES |
| 13 | 81 | Total PFOA | 412.8 > 368.9 | 9.11e1 | 2.49e4 | 0.117 | | 4.21 | | 0.0457 | 0.0453 | | | |
| 14 | 21 | PFNA | 463.0 > 418.8 | | 2.40e4 | 0.117 | | 4.53 | | | | | | |
| 15 | 23 | L-PFOS | 498.9 > 79.9 | 1.02e1 | 4.97e3 | 0.117 | | 4.62 | 4.52 | 0.0257 | 0.3636 | | 3.376 | YES |
| 16 | 82 | Total PFOS | 498.9 > 79.9 | 1.02e1 | 4.97e3 | 0.117 | | 4.74 | | 0.0257 | 0.3636 | | | |
| 17 | 58 | 13C2-PFOA | 414.9 > 369.7 | 2.49e4 | 4.06e4 | 0.117 | 0.681 | 4.11 | 4.08 | 7.66 | 96.1353 | 90.0 | | |
| 18 | 58 | 13C2-PFOA | 414.9 > 369.7 | 2.49e4 | 4.06e4 | 0.117 | 0.681 | 4.11 | 4.08 | 7.66 | 96.1353 | 90.0 | | |
| 19 | 56 | 13C5-PFNA | 468.2 > 422.9 | 2.40e4 | 2.87e4 | 0.117 | 1.002 | 4.55 | 4.53 | 10.5 | 89.3876 | 83.7 | | |
| 20 | 59 | 13C8-PFOS | 507.0 > 79.9 | 4.97e3 | 5.45e3 | 0.117 | 0.997 | 4.64 | 4.62 | 11.4 | 97.7243 | 91.5 | | |
| 21 | 59 | 13C8-PFOS | 507.0 > 79.9 | 4.97e3 | 5.45e3 | 0.117 | 0.997 | 4.64 | 4.62 | 11.4 | 97.7243 | 91.5 | | |
| 22 | -1 | | | | | | | | | | | | | |
| 23 | 26 | PFDA | 513 > 468.8 | 4.49e1 | 2.30e4 | 0.117 | | 4.91 | 4.92 | 0.0244 | 0.1361 | | 16.673 | YES |
| 24 | 29 | L-MeFOSAA | 570 > 419 | | 5.19e3 | 0.117 | | 5.07 | | | | | | |
| 25 | 83 | Total N-MeFOSAA | 570. > 419 | 0.00e0 | 5.19e3 | 0.117 | | 5.19 | | 0.000 | | | | |
| 26 | 33 | PFUdA | 563.0 > 518.9 | 8.64e1 | 3.05e4 | 0.117 | | 5.25 | 5.25 | 0.0354 | | | 36.977 | YES |
| 27 | 37 | PFDoA | 612.9 > 569.0 | | 2.89e4 | 0.117 | | 5.54 | | | | | | |
| 28 | 60 | 13C2-PFDA | 515.1 > 469.9 | 2.30e4 | 3.68e4 | 0.117 | 0.819 | 4.93 | 4.91 | 7.80 | 81.3816 | 76.2 | | |
| 29 | 62 | d3-N-MeFOSAA | 573.3 > 419 | 5.19e3 | 4.57e4 | 0.117 | 0.177 | 5.08 | 5.07 | 1.42 | 68.3580 | 64.0 | | |
| 30 | 62 | d3-N-MeFOSAA | 573.3 > 419 | 5.19e3 | 4.57e4 | 0.117 | 0.177 | 5.08 | 5.07 | 1.42 | 68.3580 | 64.0 | | |
| 31 | 63 | 13C2-PFUdA | 565 > 519.8 | 3.05e4 | 4.57e4 | 0.117 | 0.889 | 5.26 | 5.25 | 8.33 | 80.1119 | 75.0 | | |
| 32 | 65 | 13C2-PFDoA | 614.7 > 569.7 | 2.89e4 | 3.68e4 | 0.117 | 1.087 | 5.55 | 5.54 | 9.81 | 77.1025 | 72.2 | | |
| 33 | -1 | | | | | | | | | | | | | |
| 34 | 31 | L-EtFOSAA | 584.1 > 419 | | 7.12e3 | 0.117 | | 5.23 | | | | | | |
| 35 | 84 | Total N-EtFOSAA | 584.1 > 419 | 0.00e0 | 7.12e3 | 0.117 | | 5.33 | | 0.000 | | | | |
| 36 | 39 | PFTrDA | 662.9 > 618.9 | 2.51e1 | 2.89e4 | 0.117 | | 5.79 | 5.79 | 0.0109 | | | 38.068 | YES |

Vista Analytical Laboratory L14

Dataset: Z:\Projects\PFAS.PRO\Results\190726M1\190726M1-21.qld

Last Altered: Monday, July 29, 2019 15:09:19 Pacific Daylight Time
Printed: Monday, July 29, 2019 15:09:45 Pacific Daylight Time

**Name: 190726M1_21, Date: 26-Jul-2019, Time: 11:59:28, ID: 1902189-13 FRB-07162019 0.11698, Description: FRB-07162019**

| | # | Name | Trace | Area | IS Area | wt/vol | RRF Mean | Pred.RT | RT | Response | Conc. | %Rec | Ion Ratio | Ratio Out? |
|---|---|---|---|---|---|---|---|---|---|---|---|---|---|---|
| 37 | 41 | PFTeDA | 713.0 > 669.0 | 6.32e1 | 2.21e4 | 0.117 | | 6.02 | 6.01 | 0.0357 | | | 14.569 | NO |
| 38 | 85 | TDCA | 498.3>106.9 | | | 0.117 | | 5.45 | | | | | | |
| 39 | 64 | d5-N-EtFOSAA | 589.3 > 419 | 7.12e3 | 4.57e4 | 0.117 | 0.224 | 5.25 | 5.23 | 1.94 | 74.2722 | 69.5 | | |
| 40 | 64 | d5-N-EtFOSAA | 589.3 > 419 | 7.12e3 | 4.57e4 | 0.117 | 0.224 | 5.25 | 5.23 | 1.94 | 74.2722 | 69.5 | | |
| 41 | 65 | 13C2-PFDoA | 614.7 > 569.7 | 2.89e4 | 3.68e4 | 0.117 | 1.087 | 5.55 | 5.54 | 9.81 | 77.1025 | 72.2 | | |
| 42 | 67 | 13C2-PFTeDA | 715.1 > 669.7 | 2.21e4 | 4.57e4 | 0.117 | 0.604 | 6.03 | 6.02 | 6.05 | 85.6123 | 80.1 | | |
| 43 | 59 | 13C8-PFOS | 507.0 > 79.9 | 4.97e3 | 5.45e3 | 0.117 | 0.997 | 4.64 | 4.62 | 11.4 | 97.7243 | 91.5 | | |
| 44 | -1 | | | | | | | | | | | | | |
| 45 | 73 | 13C5-PFHxA | 318.0 > 272.9 | 3.20e4 | 3.20e4 | 0.117 | 1.000 | 2.95 | 2.94 | 12.5 | 106.8559 | 100.0 | | |
| 46 | 75 | 13C8-PFOA | 420.9 > 376.0 | 4.06e4 | 4.06e4 | 0.117 | 1.000 | 4.11 | 4.08 | 12.5 | 106.8559 | 100.0 | | |
| 47 | 74 | 18O2-PFHxS | 403.0 > 102.6 | 2.31e3 | 2.31e3 | 0.117 | 1.000 | 3.73 | 3.71 | 12.5 | 106.8559 | 100.0 | | |
| 48 | 76 | 13C9-PFNA | 472.2 > 426.9 | 2.87e4 | 2.87e4 | 0.117 | 1.000 | 4.55 | 4.53 | 12.5 | 106.8559 | 100.0 | | |
| 49 | 77 | 13C4-PFOS | 503 > 79.9 | 5.45e3 | 5.45e3 | 0.117 | 1.000 | 4.64 | 4.62 | 12.5 | 106.8559 | 100.0 | | |
| 50 | 78 | 13C6-PFDA | 519.1 > 473.7 | 3.68e4 | 3.68e4 | 0.117 | 1.000 | 4.93 | 4.91 | 12.5 | 106.8559 | 100.0 | | |
| 51 | 79 | 13C7-PFUdA | 570.1 > 524.8 | 4.57e4 | 4.57e4 | 0.117 | 1.000 | 5.26 | 5.25 | 12.5 | 106.8559 | 100.0 | | |

Vista Analytical Laboratory L14

Dataset: Z:\Projects\PFAS.PRO\Results\190726M1\190726M1-21.qld

Last Altered: Monday, July 29, 2019 15:09:19 Pacific Daylight Time
Printed: Monday, July 29, 2019 15:09:45 Pacific Daylight Time

**Method: Z:\Projects\PFAS.PRO\MethDB\PFAS_FULL_80C_072419.mdb 24 Jul 2019 09:05:00**
**Calibration: Z:\Projects\PFAS.PRO\CurveDB\C18_VAL-PFAS_Q4_07-22-19.cdb 22 Jul 2019 13:13:35**

**Name: 190726M1_21, Date: 26-Jul-2019, Time: 11:59:28, ID: 1902189-13 FRB-07162019 0.11698, Description: FRB-07162019**

**PFBS**

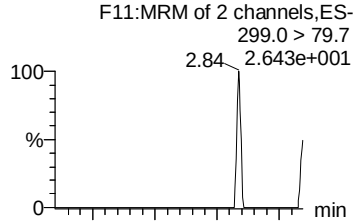


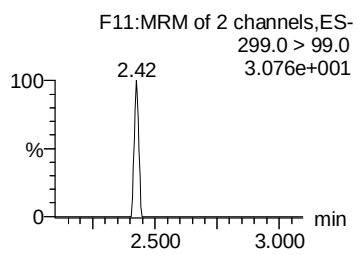


**PFHxA**

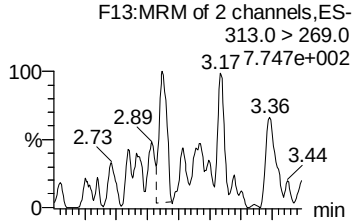


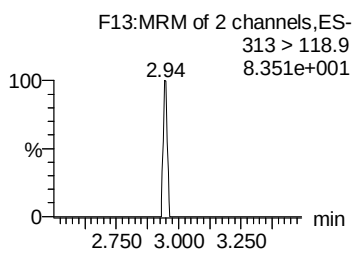


**PFHpA**

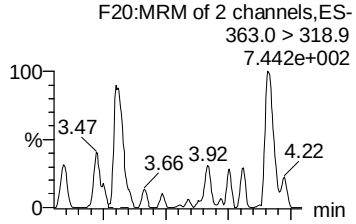


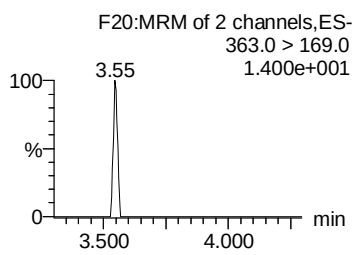


**L-PFHxS**

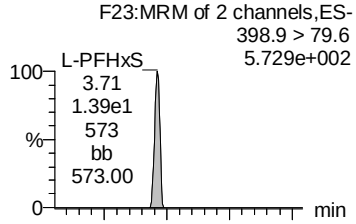


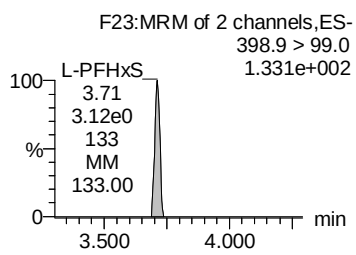


**Total PFHxS**

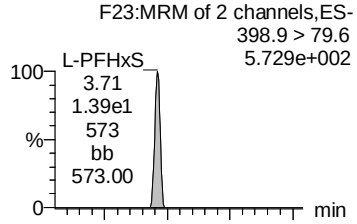


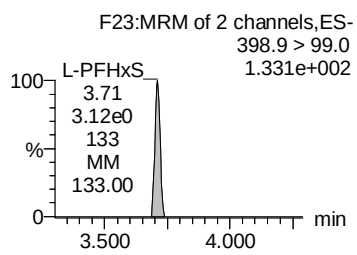


**13C3-PFBS**

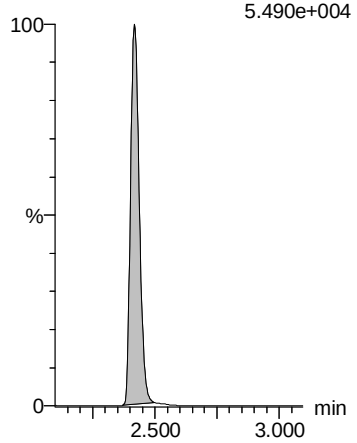


**13C2-PFHxA**

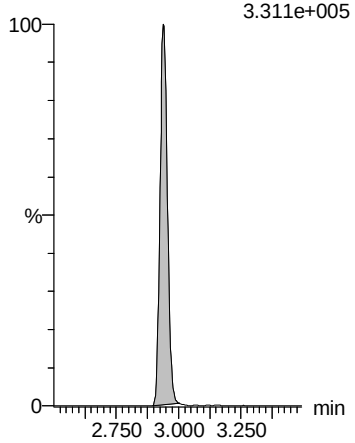


**13C4-PFHpA**

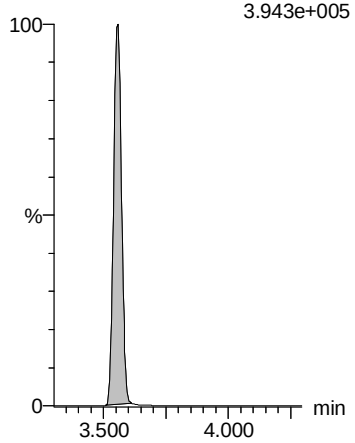


**13C3-PFHxS**

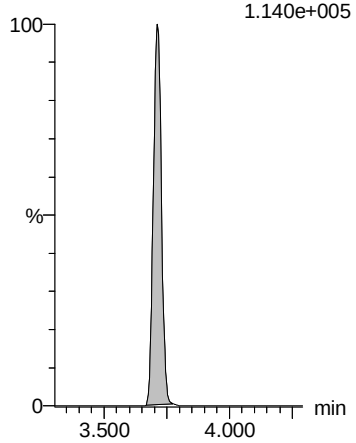


**13C3-PFHxS**

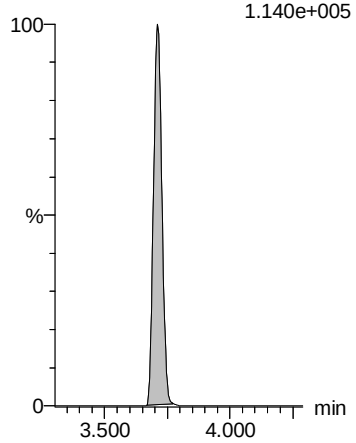

Dataset: Z:\Projects\PFAS.PRO\Results\190726M1\190726M1-21.qld

Last Altered: Monday, July 29, 2019 15:09:19 Pacific Daylight Time
Printed: Monday, July 29, 2019 15:09:45 Pacific Daylight Time

**Name: 190726M1_21, Date: 26-Jul-2019, Time: 11:59:28, ID: 1902189-13 FRB-07162019 0.11698, Description: FRB-07162019**

**L-PFOA**

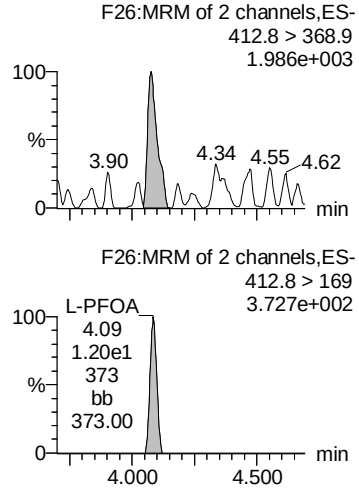


**Total PFOA**

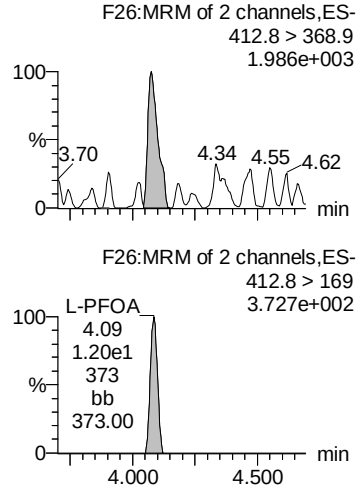


**PFNA**

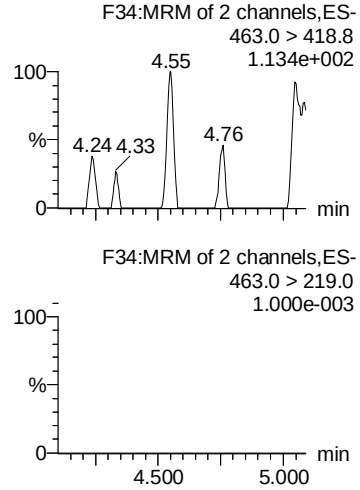


**L-PFOS**

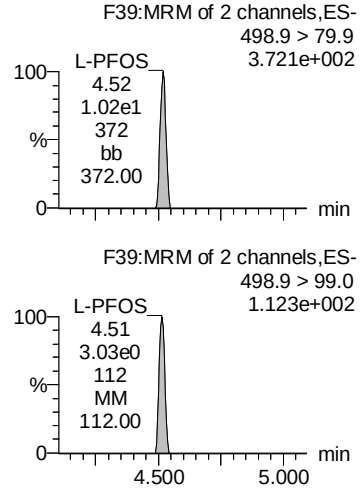


**Total PFOS**

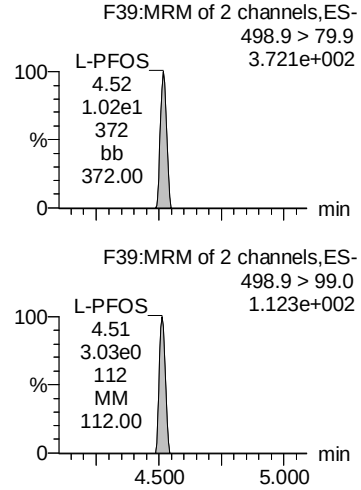


**13C2-PFOA**

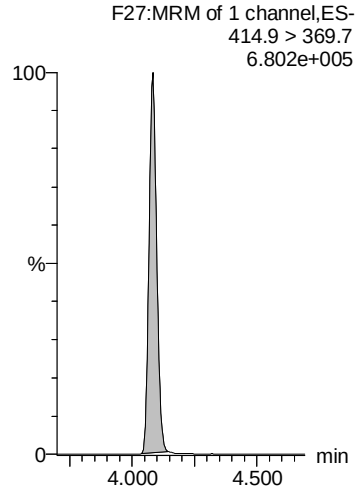


**13C2-PFOA**

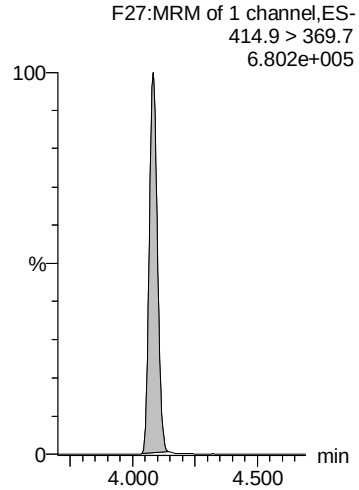


**13C5-PFNA**

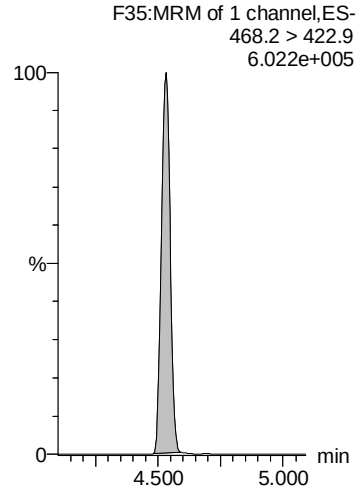


**13C8-PFOS**

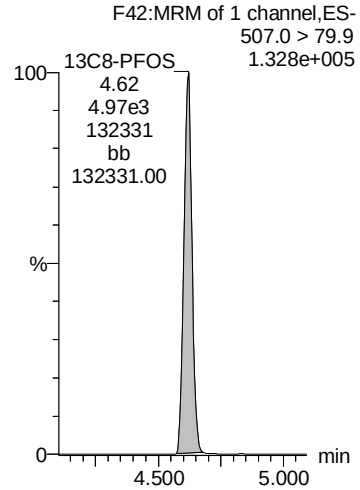


**13C8-PFOS**

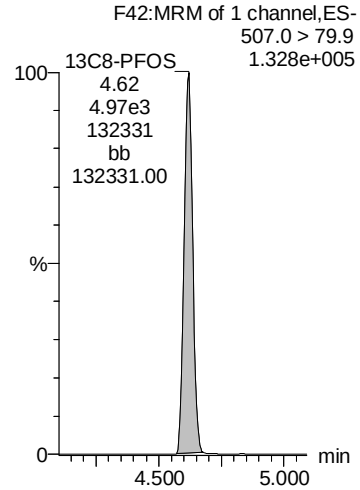

Dataset: Z:\Projects\PFAS.PRO\Results\190726M1\190726M1-21.qld

Last Altered: Monday, July 29, 2019 15:09:19 Pacific Daylight Time
Printed: Monday, July 29, 2019 15:09:45 Pacific Daylight Time

**Name: 190726M1_21, Date: 26-Jul-2019, Time: 11:59:28, ID: 1902189-13 FRB-07162019 0.11698, Description: FRB-07162019**

**PFDA**

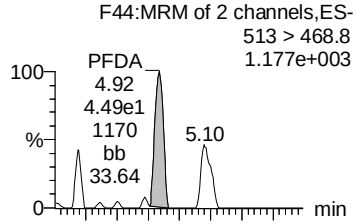


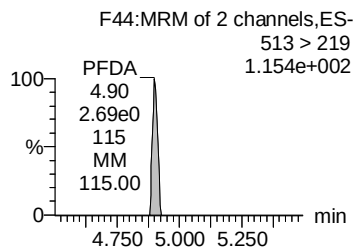


**L-MeFOSAA**

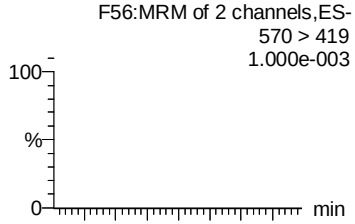


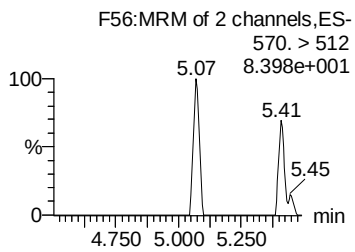


**Total N-MeFOSAA**

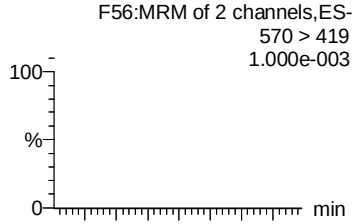


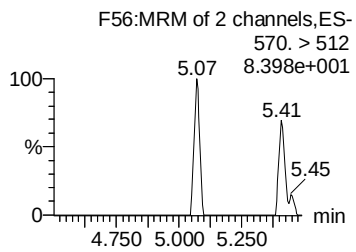


**PFUdA**

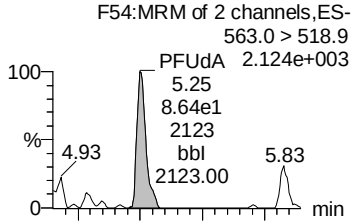


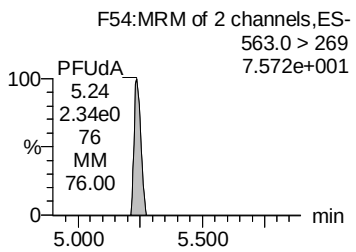


**PFDoA**

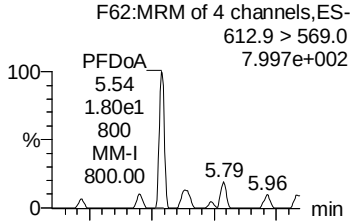


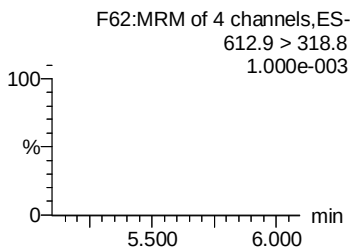


**13C2-PFDA**

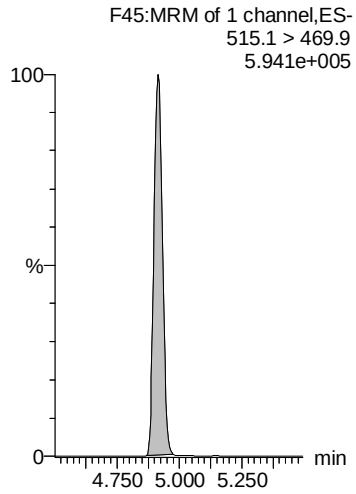


**d3-N-MeFOSAA**

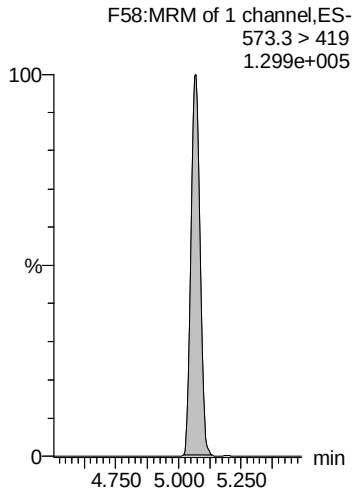


**d3-N-MeFOSAA**

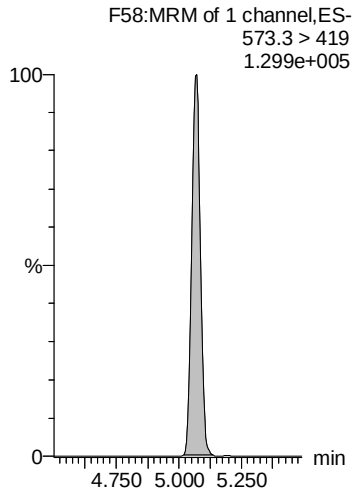


**13C2-PFUdA**

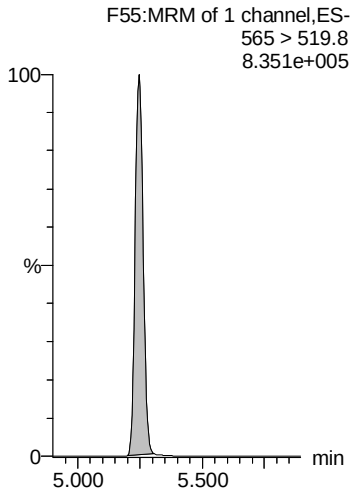


**13C2-PFDoA**

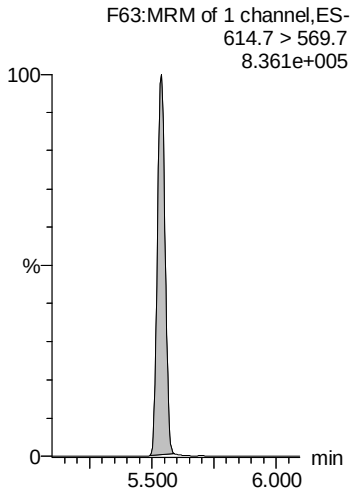

Dataset: Z:\Projects\PFAS.PRO\Results\190726M1\190726M1-21.qld

Last Altered: Monday, July 29, 2019 15:09:19 Pacific Daylight Time
Printed: Monday, July 29, 2019 15:09:45 Pacific Daylight Time

**Name: 190726M1_21, Date: 26-Jul-2019, Time: 11:59:28, ID: 1902189-13 FRB-07162019 0.11698, Description: FRB-07162019**

**L-EtFOSAA**

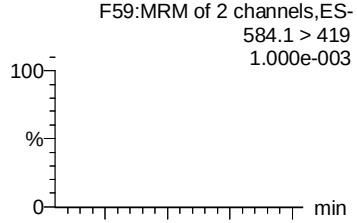


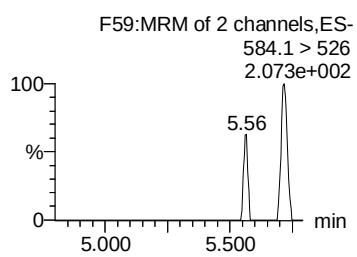


**Total N-EtFOSAA**

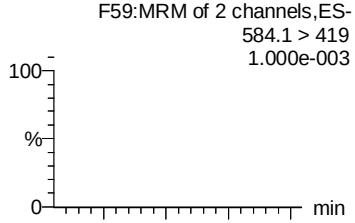


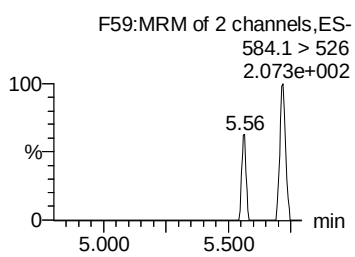


**PFTrDA**

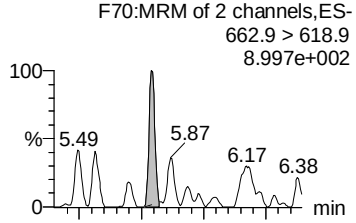


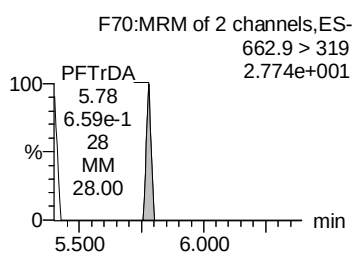


**PFTeDA**

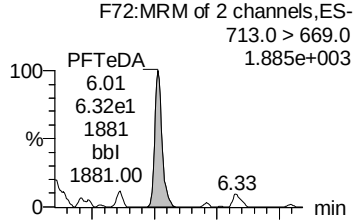


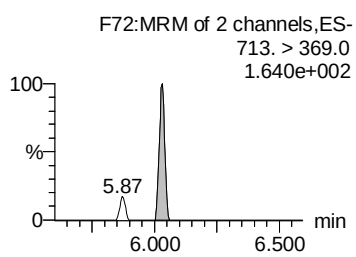


**TDCA**

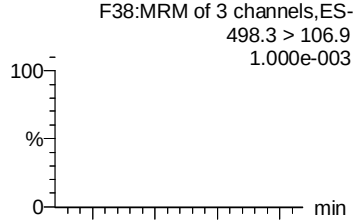


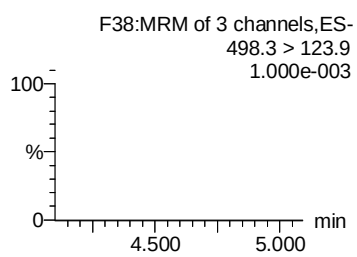


**d5-N-EtFOSAA**

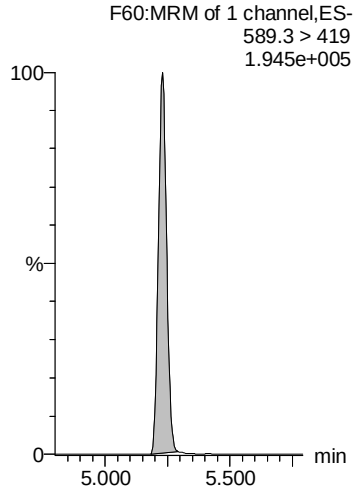


**d5-N-EtFOSAA**

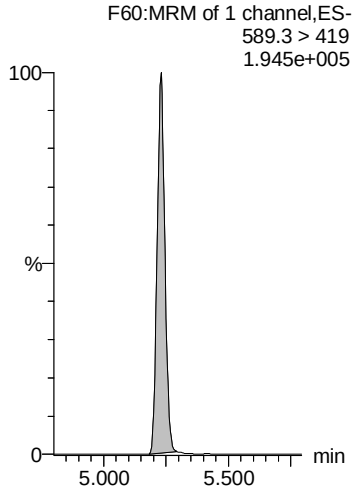


**13C2-PFDoA**

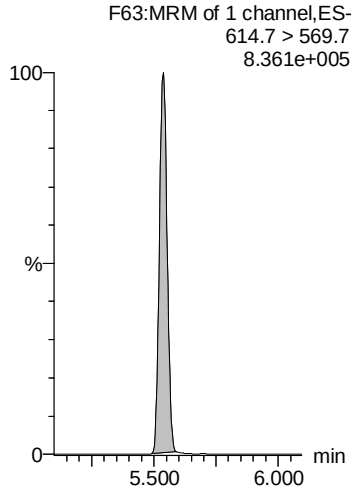


**13C2-PFTeDA**

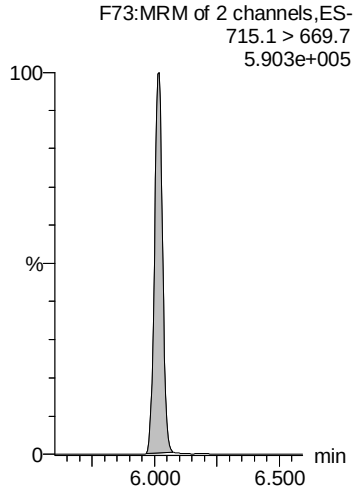


**13C8-PFOS**

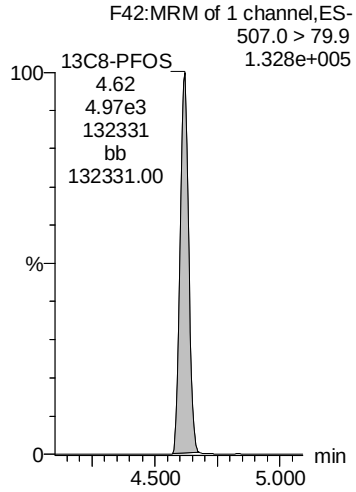

Dataset: Z:\Projects\PFAS.PRO\Results\190726M1\190726M1-21.qld

Last Altered: Monday, July 29, 2019 15:09:19 Pacific Daylight Time
Printed: Monday, July 29, 2019 15:09:45 Pacific Daylight Time

**Name: 190726M1_21, Date: 26-Jul-2019, Time: 11:59:28, ID: 1902189-13 FRB-07162019 0.11698, Description: FRB-07162019**

**13C5-PFHxA**

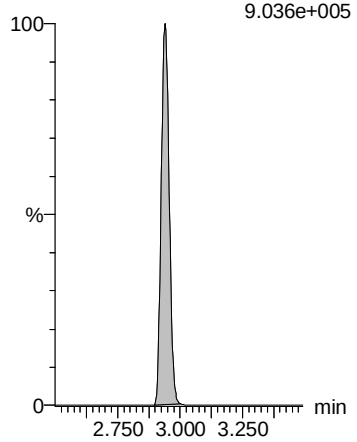


**13C8-PFOA**

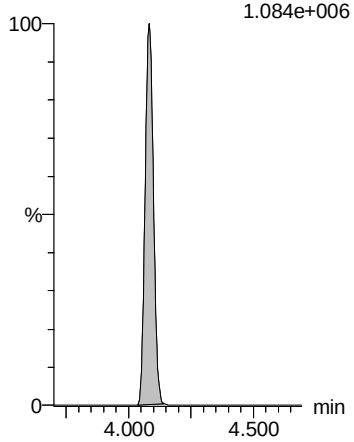


**18O2-PFHxS**

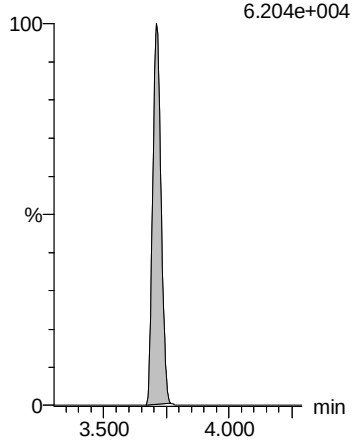


**13C9-PFNA**

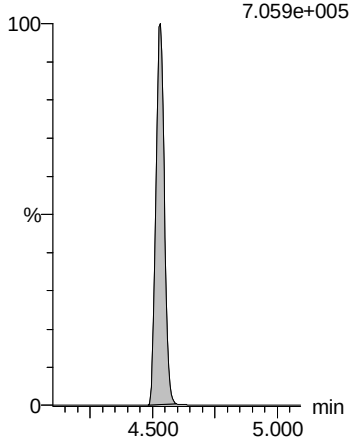


**13C4-PFOS**

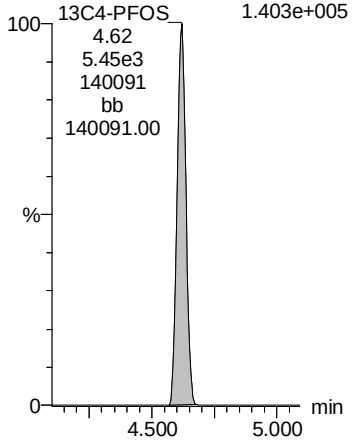


**13C6-PFDA**

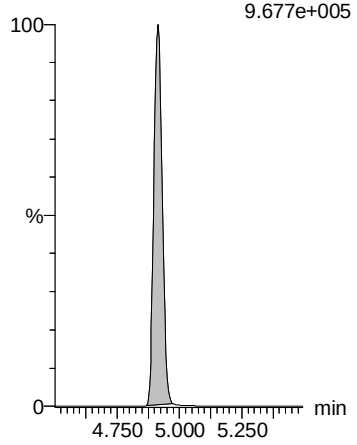


**13C7-PFUdA**

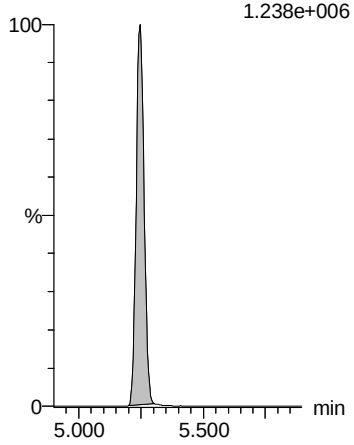

Dataset: Z:\Projects\PFAS.PRO\Results\190726M1\190726M1-22.qld

Last Altered: Monday, July 29, 2019 15:11:10 Pacific Daylight Time
Printed: Monday, July 29, 2019 15:11:27 Pacific Daylight Time

**Name: 190726M1_22, Date: 26-Jul-2019, Time: 12:10:07, ID: 1902189-14 EB-07162019 0.11868, Description: EB-07162019**

| | # | Name | Trace | Area | IS Area | wt/vol | RRF Mean | Pred.RT | RT | Response | Conc. | %Rec | Ion Ratio | Ratio Out? |
|---|---|---|---|---|---|---|---|---|---|---|---|---|---|---|
| 1 | 5 | PFBS | 299.0 > 79.7 | | 1.98e3 | 0.119 | | 2.42 | | | | | | |
| 2 | 7 | PFHxA | 313.0 > 269.0 | | 9.52e3 | 0.119 | | 2.94 | | | | | | |
| 3 | 11 | PFHpA | 363.0 > 318.9 | | 1.22e4 | 0.119 | | 3.55 | | | | | | |
| 4 | 13 | L-PFHxS | 398.9 > 79.6 | 1.13e1 | 3.85e3 | 0.119 | | 3.71 | 3.70 | 0.0367 | 0.3511 | | 6.425 | YES |
| 5 | 80 | Total PFHxS | 398.9 > 79.6 | 1.13e1 | 3.85e3 | 0.119 | | 3.83 | | 0.0367 | 0.3511 | | | |
| 6 | 49 | 13C3-PFBS | 302.0 > 98.8 | 1.98e3 | 1.98e3 | 0.119 | 1.058 | 2.44 | 2.42 | 12.5 | 99.3856 | 94.4 | | |
| 7 | 52 | 13C2-PFHxA | 315.0 > 270.0 | 9.52e3 | 2.57e4 | 0.119 | 0.978 | 2.95 | 2.94 | 4.64 | 39.9880 | 94.9 | | |
| 8 | 53 | 13C4-PFHpA | 367.2 > 321.8 | 1.22e4 | 2.57e4 | 0.119 | 0.479 | 3.57 | 3.55 | 5.92 | 104.3197 | 99.0 | | |
| 9 | 54 | 13C3-PFHxS | 401.8 > 79.9 | 3.85e3 | 1.98e3 | 0.119 | 2.024 | 3.73 | 3.71 | 24.3 | 101.1179 | 96.0 | | |
| 10 | 54 | 13C3-PFHxS | 401.8 > 79.9 | 3.85e3 | 1.98e3 | 0.119 | 2.024 | 3.73 | 3.71 | 24.3 | 101.1179 | 96.0 | | |
| 11 | -1 | | | | | | | | | | | | | |
| 12 | 16 | L-PFOA | 412.8 > 368.9 | 1.07e2 | 2.17e4 | 0.119 | | 4.08 | 4.08 | 0.0616 | 0.1337 | | 16.107 | YES |
| 13 | 81 | Total PFOA | 412.8 > 368.9 | 1.07e2 | 2.17e4 | 0.119 | | 4.21 | | 0.0616 | 0.1337 | | | |
| 14 | 21 | PFNA | 463.0 > 418.8 | 1.86e1 | 2.17e4 | 0.119 | | 4.53 | 4.54 | 0.0107 | | | 6.272 | YES |
| 15 | 23 | L-PFOS | 498.9 > 79.9 | 3.79e1 | 4.46e3 | 0.119 | | 4.62 | 4.62 | 0.106 | 0.9933 | | 1.254 | NO |
| 16 | 82 | Total PFOS | 498.9 > 79.9 | 3.79e1 | 4.46e3 | 0.119 | | 4.74 | | 0.106 | 0.9933 | | | |
| 17 | 58 | 13C2-PFOA | 414.9 > 369.7 | 2.17e4 | 3.46e4 | 0.119 | 0.681 | 4.11 | 4.08 | 7.83 | 96.8635 | 92.0 | | |
| 18 | 58 | 13C2-PFOA | 414.9 > 369.7 | 2.17e4 | 3.46e4 | 0.119 | 0.681 | 4.11 | 4.08 | 7.83 | 96.8635 | 92.0 | | |
| 19 | 56 | 13C5-PFNA | 468.2 > 422.9 | 2.17e4 | 2.39e4 | 0.119 | 1.002 | 4.55 | 4.53 | 11.4 | 95.7050 | 90.9 | | |
| 20 | 59 | 13C8-PFOS | 507.0 > 79.9 | 4.46e3 | 4.88e3 | 0.119 | 0.997 | 4.64 | 4.62 | 11.4 | 96.5172 | 91.6 | | |
| 21 | 59 | 13C8-PFOS | 507.0 > 79.9 | 4.46e3 | 4.88e3 | 0.119 | 0.997 | 4.64 | 4.62 | 11.4 | 96.5172 | 91.6 | | |
| 22 | -1 | | | | | | | | | | | | | |
| 23 | 26 | PFDA | 513 > 468.8 | | 2.16e4 | 0.119 | | 4.91 | | | | | | |
| 24 | 29 | L-MeFOSAA | 570 > 419 | | 5.15e3 | 0.119 | | 5.07 | | | | | | |
| 25 | 83 | Total N-MeFOSAA | 570. > 419 | 0.00e0 | 5.15e3 | 0.119 | | 5.19 | | 0.000 | | | | |
| 26 | 33 | PFUdA | 563.0 > 518.9 | | 2.76e4 | 0.119 | | 5.25 | | | | | | |
| 27 | 37 | PFDoA | 612.9 > 569.0 | 2.04e1 | 2.61e4 | 0.119 | | 5.54 | 5.53 | 0.00977 | | | 10.668 | NO |
| 28 | 60 | 13C2-PFDA | 515.1 > 469.9 | 2.16e4 | 3.11e4 | 0.119 | 0.819 | 4.93 | 4.91 | 8.67 | 89.2269 | 84.7 | | |
| 29 | 62 | d3-N-MeFOSAA | 573.3 > 419 | 5.15e3 | 4.06e4 | 0.119 | 0.177 | 5.08 | 5.07 | 1.58 | 75.2345 | 71.4 | | |
| 30 | 62 | d3-N-MeFOSAA | 573.3 > 419 | 5.15e3 | 4.06e4 | 0.119 | 0.177 | 5.08 | 5.07 | 1.58 | 75.2345 | 71.4 | | |
| 31 | 63 | 13C2-PFUdA | 565 > 519.8 | 2.76e4 | 4.06e4 | 0.119 | 0.889 | 5.26 | 5.25 | 8.50 | 80.5621 | 76.5 | | |
| 32 | 65 | 13C2-PFDoA | 614.7 > 569.7 | 2.61e4 | 3.11e4 | 0.119 | 1.087 | 5.55 | 5.54 | 10.5 | 81.3797 | 77.3 | | |
| 33 | -1 | | | | | | | | | | | | | |
| 34 | 31 | L-EtFOSAA | 584.1 > 419 | | 6.59e3 | 0.119 | | 5.23 | | | | | | |
| 35 | 84 | Total N-EtFOSAA | 584.1 > 419 | 0.00e0 | 6.59e3 | 0.119 | | 5.33 | | 0.000 | | | | |
| 36 | 39 | PFTrDA | 662.9 > 618.9 | | 2.61e4 | 0.119 | | 5.79 | | | | | | |

Dataset: Z:\Projects\PFAS.PRO\Results\190726M1\190726M1-22.qld

Last Altered: Monday, July 29, 2019 15:11:10 Pacific Daylight Time
Printed: Monday, July 29, 2019 15:11:27 Pacific Daylight Time

**Name: 190726M1_22, Date: 26-Jul-2019, Time: 12:10:07, ID: 1902189-14 EB-07162019 0.11868, Description: EB-07162019**

| | # | Name | Trace | Area | IS Area | wt/vol | RRF Mean | Pred.RT | RT | Response | Conc. | %Rec | Ion Ratio | Ratio Out? |
|---|---|---|---|---|---|---|---|---|---|---|---|---|---|---|
| 37 | 41 | PFTeDA | 713.0 > 669.0 | | 2.02e4 | 0.119 | | 6.02 | | | | | | |
| 38 | 85 | TDCA | 498.3>106.9 | | | 0.119 | | 5.45 | | | | | | |
| 39 | 64 | d5-N-EtFOSAA | 589.3 > 419 | 6.59e3 | 4.06e4 | 0.119 | 0.224 | 5.25 | 5.23 | 2.03 | 76.3224 | 72.5 | | |
| 40 | 64 | d5-N-EtFOSAA | 589.3 > 419 | 6.59e3 | 4.06e4 | 0.119 | 0.224 | 5.25 | 5.23 | 2.03 | 76.3224 | 72.5 | | |
| 41 | 65 | 13C2-PFDoA | 614.7 > 569.7 | 2.61e4 | 3.11e4 | 0.119 | 1.087 | 5.55 | 5.54 | 10.5 | 81.3797 | 77.3 | | |
| 42 | 67 | 13C2-PFTeDA | 715.1 > 669.7 | 2.02e4 | 4.06e4 | 0.119 | 0.604 | 6.03 | 6.02 | 6.20 | 86.5146 | 82.1 | | |
| 43 | 59 | 13C8-PFOS | 507.0 > 79.9 | 4.46e3 | 4.88e3 | 0.119 | 0.997 | 4.64 | 4.62 | 11.4 | 96.5172 | 91.6 | | |
| 44 | -1 | | | | | | | | | | | | | |
| 45 | 73 | 13C5-PFHxA | 318.0 > 272.9 | 2.57e4 | 2.57e4 | 0.119 | 1.000 | 2.95 | 2.94 | 12.5 | 105.3252 | 100.0 | | |
| 46 | 75 | 13C8-PFOA | 420.9 > 376.0 | 3.46e4 | 3.46e4 | 0.119 | 1.000 | 4.11 | 4.08 | 12.5 | 105.3252 | 100.0 | | |
| 47 | 74 | 18O2-PFHxS | 403.0 > 102.6 | 1.98e3 | 1.98e3 | 0.119 | 1.000 | 3.73 | 3.71 | 12.5 | 105.3252 | 100.0 | | |
| 48 | 76 | 13C9-PFNA | 472.2 > 426.9 | 2.39e4 | 2.39e4 | 0.119 | 1.000 | 4.55 | 4.53 | 12.5 | 105.3252 | 100.0 | | |
| 49 | 77 | 13C4-PFOS | 503 > 79.9 | 4.88e3 | 4.88e3 | 0.119 | 1.000 | 4.64 | 4.62 | 12.5 | 105.3252 | 100.0 | | |
| 50 | 78 | 13C6-PFDA | 519.1 > 473.7 | 3.11e4 | 3.11e4 | 0.119 | 1.000 | 4.93 | 4.91 | 12.5 | 105.3252 | 100.0 | | |
| 51 | 79 | 13C7-PFUdA | 570.1 > 524.8 | 4.06e4 | 4.06e4 | 0.119 | 1.000 | 5.26 | 5.25 | 12.5 | 105.3252 | 100.0 | | |

Vista Analytical Laboratory L14

Dataset: Z:\Projects\PFAS.PRO\Results\190726M1\190726M1-22.qld

Last Altered: Monday, July 29, 2019 15:11:10 Pacific Daylight Time
Printed: Monday, July 29, 2019 15:11:27 Pacific Daylight Time

**Method: Z:\Projects\PFAS.PRO\MethDB\PFAS_FULL_80C_072419.mdb 24 Jul 2019 09:05:00**
**Calibration: Z:\Projects\PFAS.PRO\CurveDB\C18_VAL-PFAS_Q4_07-22-19.cdb 22 Jul 2019 13:13:35**

**Name: 190726M1_22, Date: 26-Jul-2019, Time: 12:10:07, ID: 1902189-14 EB-07162019 0.11868, Description: EB-07162019**

**PFBS**

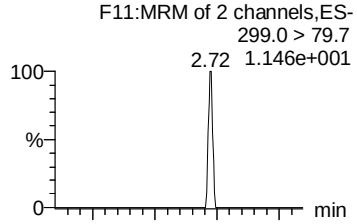


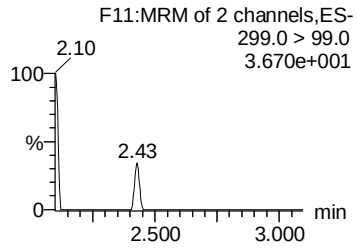


**PFHxA**

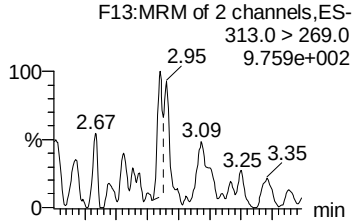


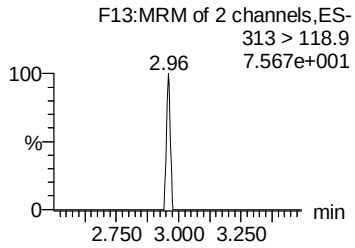


**PFHpA**

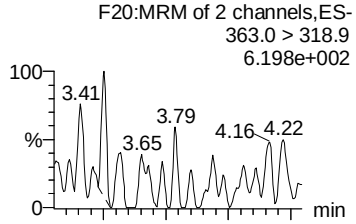


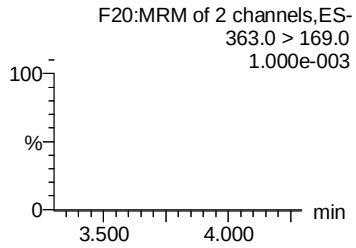


**L-PFHxS**

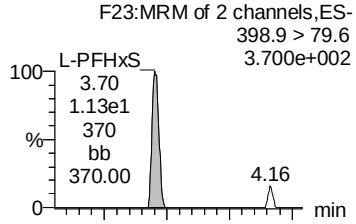


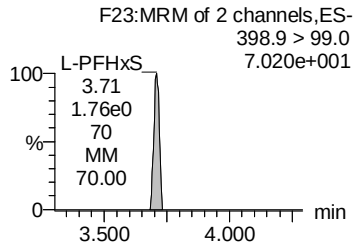


**Total PFHxS**

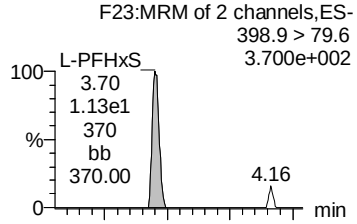


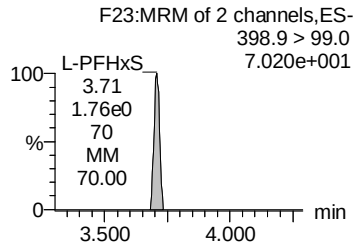


**13C3-PFBS**

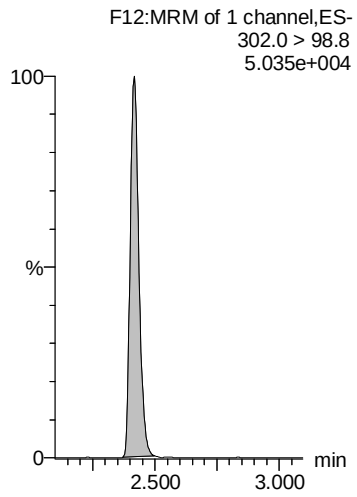


**13C2-PFHxA**

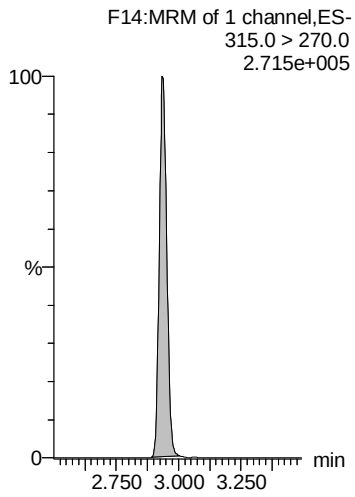


**13C4-PFHpA**

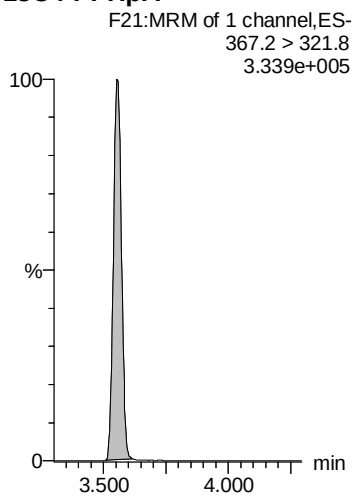


**13C3-PFHxS**

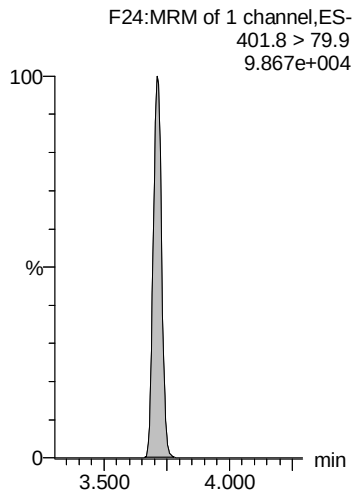


**13C3-PFHxS**

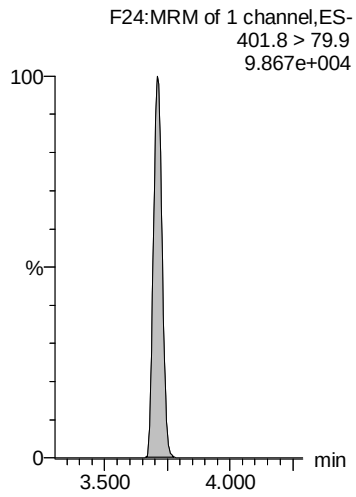

Dataset: Z:\Projects\PFAS.PRO\Results\190726M1\190726M1-22.qld

Last Altered: Monday, July 29, 2019 15:11:10 Pacific Daylight Time
Printed: Monday, July 29, 2019 15:11:27 Pacific Daylight Time

**Name: 190726M1_22, Date: 26-Jul-2019, Time: 12:10:07, ID: 1902189-14 EB-07162019 0.11868, Description: EB-07162019**

**L-PFOA**

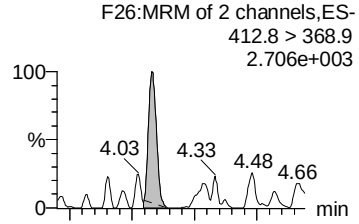


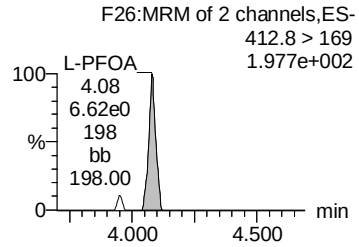


**Total PFOA**

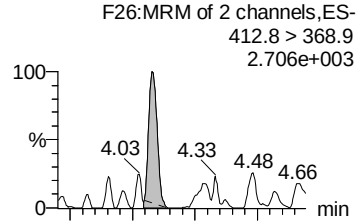


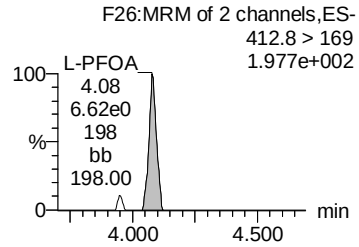


**PFNA**

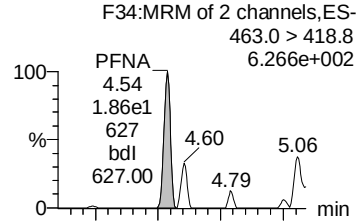


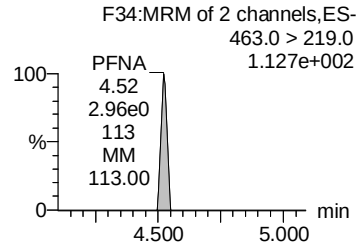


**L-PFOS**

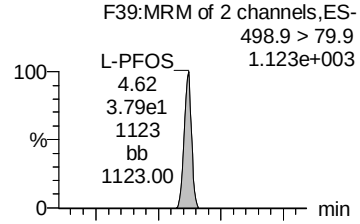


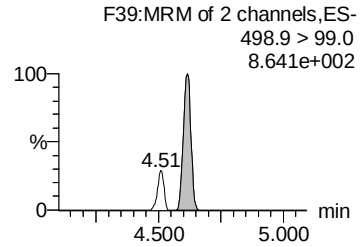


**Total PFOS**

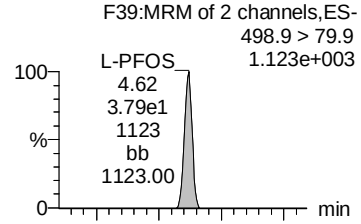


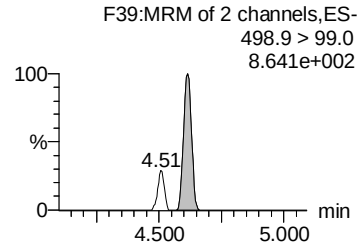


**13C2-PFOA**

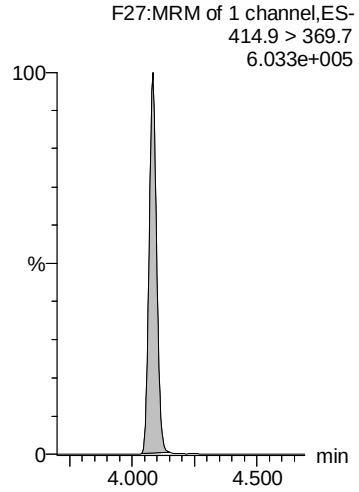


**13C2-PFOA**

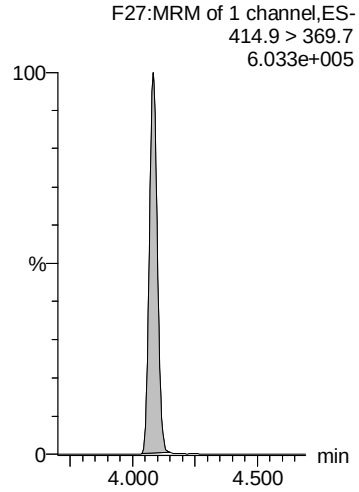


**13C5-PFNA**

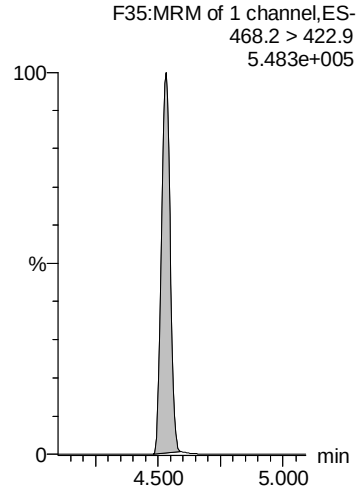


**13C8-PFOS**

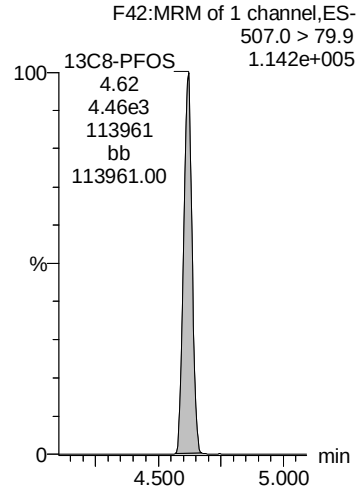


**13C8-PFOS**

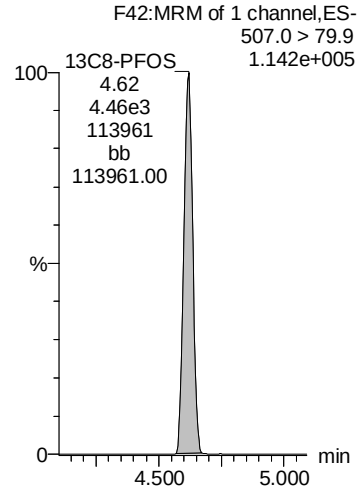

Dataset: Z:\Projects\PFAS.PRO\Results\190726M1\190726M1-22.qld

Last Altered: Monday, July 29, 2019 15:11:10 Pacific Daylight Time
Printed: Monday, July 29, 2019 15:11:27 Pacific Daylight Time

**Name: 190726M1_22, Date: 26-Jul-2019, Time: 12:10:07, ID: 1902189-14 EB-07162019 0.11868, Description: EB-07162019**

**PFDA**

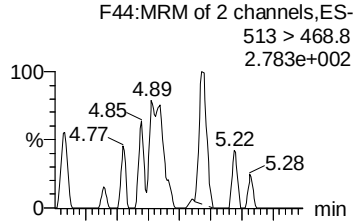


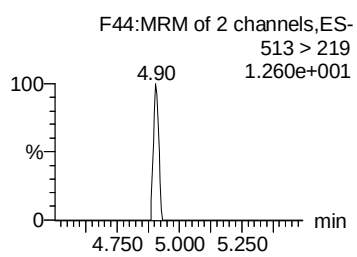


**L-MeFOSAA**

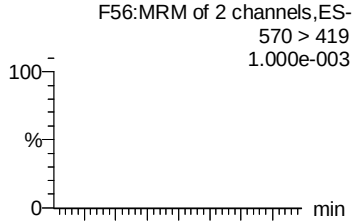


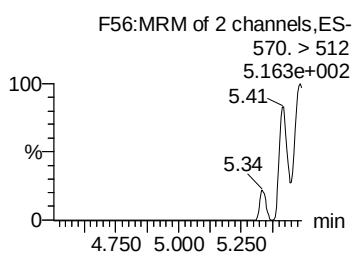


**Total N-MeFOSAA**

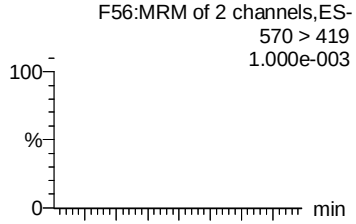


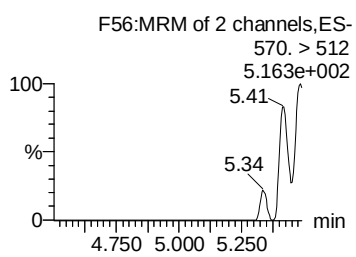


**PFUdA**

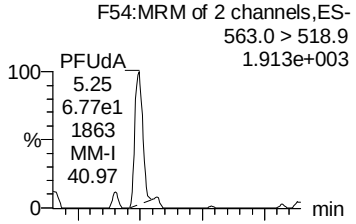


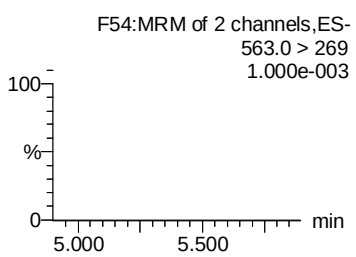


**PFDoA**

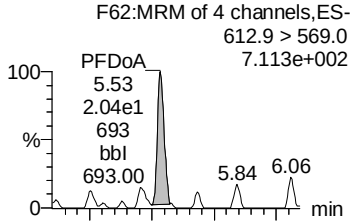


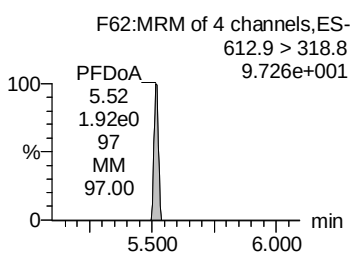


**13C2-PFDA**

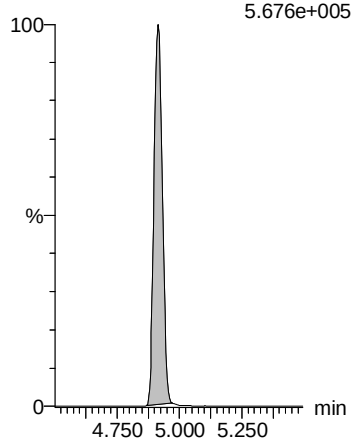


**d3-N-MeFOSAA**

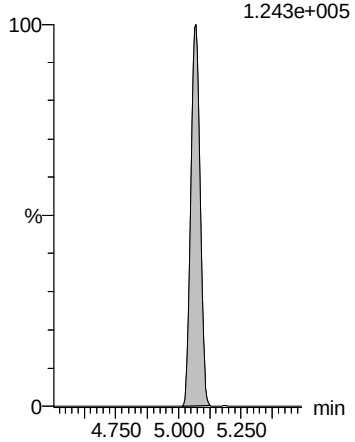


**d3-N-MeFOSAA**

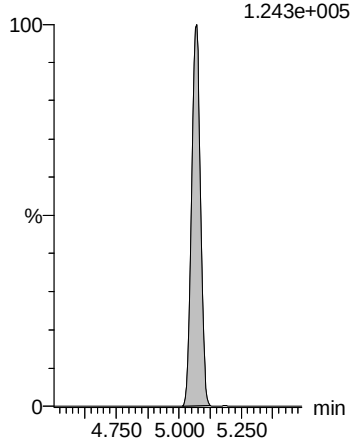


**13C2-PFUdA**

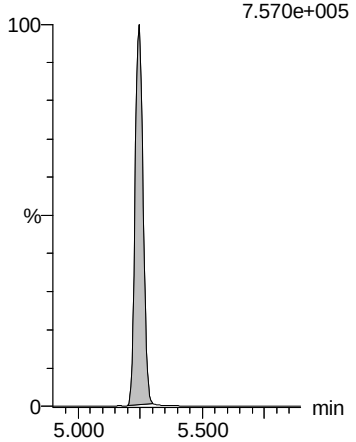


**13C2-PFDoA**

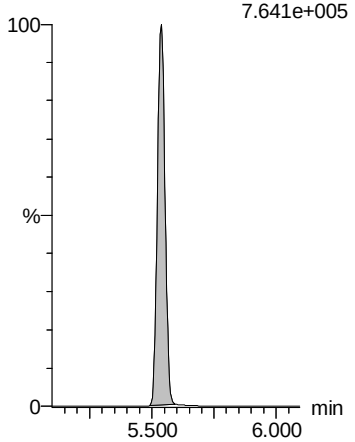

Dataset: Z:\Projects\PFAS.PRO\Results\190726M1\190726M1-22.qld

Last Altered: Monday, July 29, 2019 15:11:10 Pacific Daylight Time
Printed: Monday, July 29, 2019 15:11:27 Pacific Daylight Time

**Name: 190726M1_22, Date: 26-Jul-2019, Time: 12:10:07, ID: 1902189-14 EB-07162019 0.11868, Description: EB-07162019**

**L-EtFOSAA**

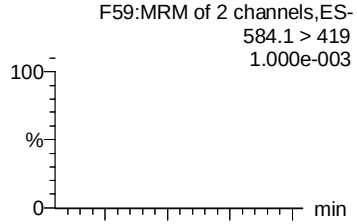


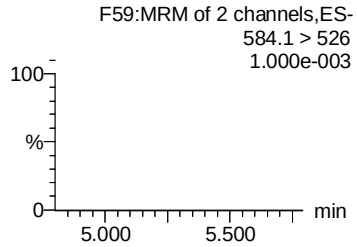


**Total N-EtFOSAA**

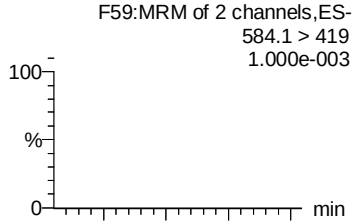


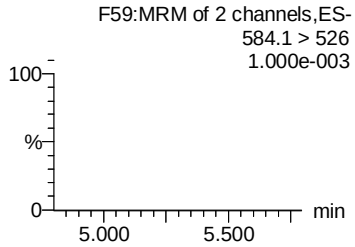


**PFTrDA**

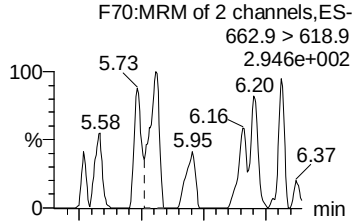


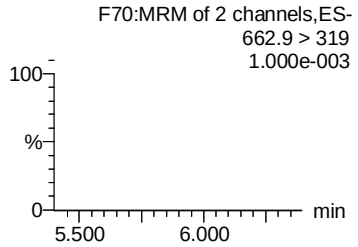


**PFTeDA**

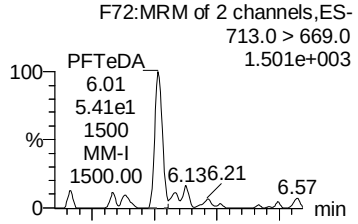


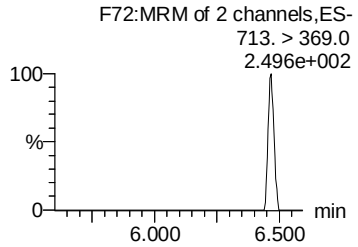


**TDCA**

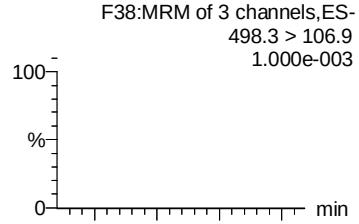


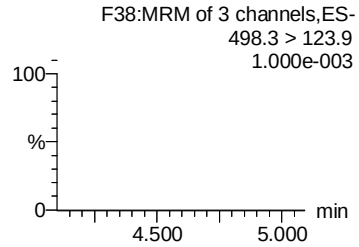


**d5-N-EtFOSAA**

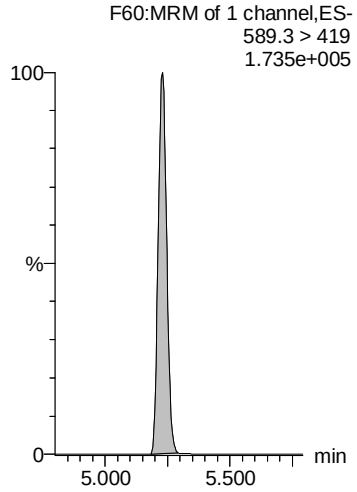


**d5-N-EtFOSAA**

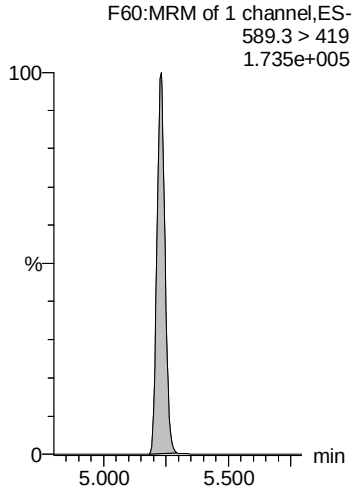


**13C2-PFDoA**

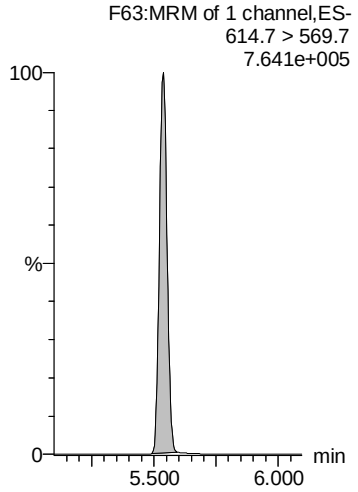


**13C2-PFTeDA**

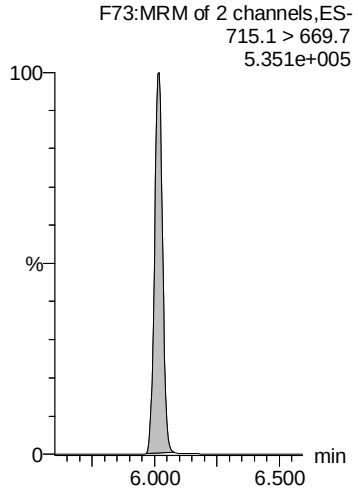


**13C8-PFOS**

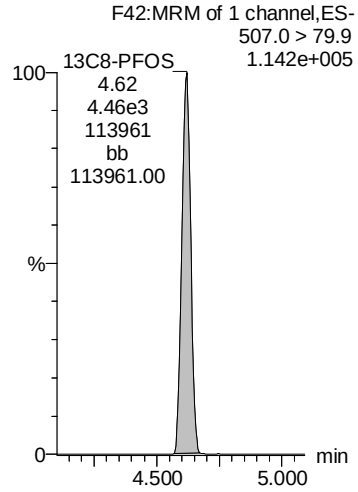

Dataset: Z:\Projects\PFAS.PRO\Results\190726M1\190726M1-22.qld

Last Altered: Monday, July 29, 2019 15:11:10 Pacific Daylight Time
Printed: Monday, July 29, 2019 15:11:27 Pacific Daylight Time

**Name: 190726M1_22, Date: 26-Jul-2019, Time: 12:10:07, ID: 1902189-14 EB-07162019 0.11868, Description: EB-07162019**

**13C5-PFHxA**

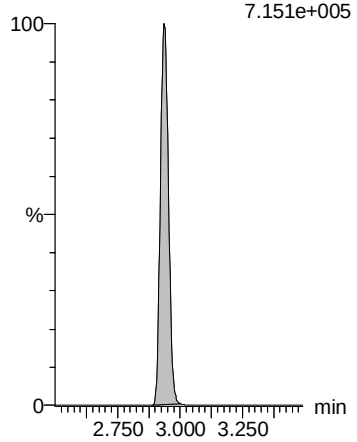


**13C8-PFOA**

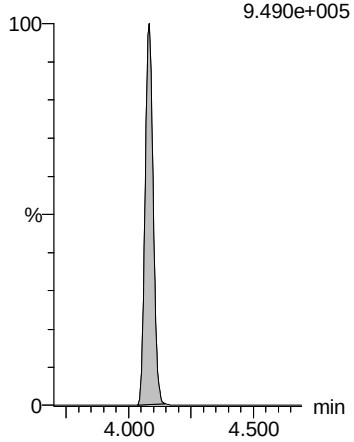


**18O2-PFHxS**

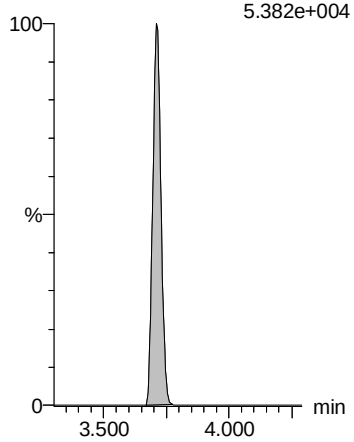


**13C9-PFNA**

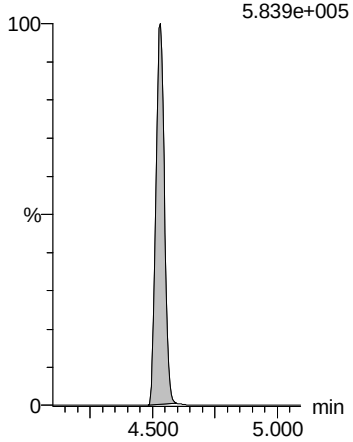


**13C4-PFOS**

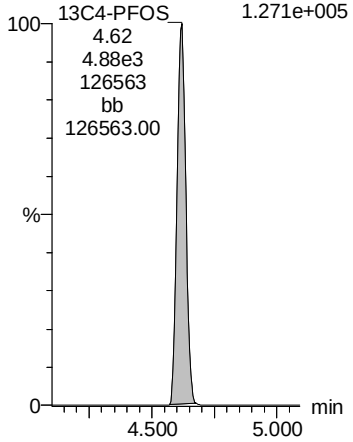


**13C6-PFDA**

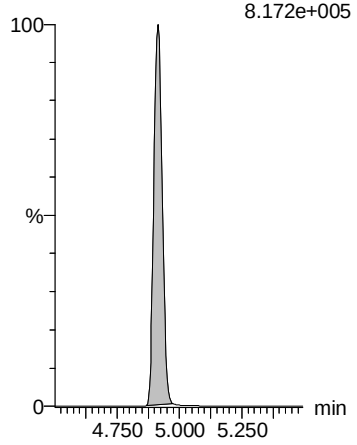


**13C7-PFUdA**

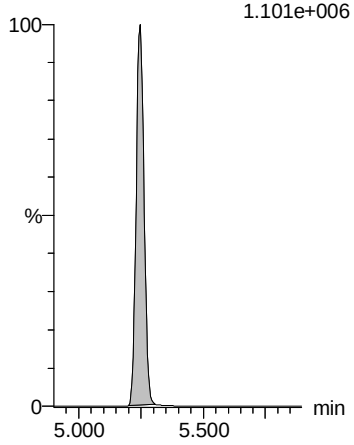

Dataset: Z:\Projects\PFAS.PRO\Results\190726M1\190726M1-23.qld

Last Altered: Monday, July 29, 2019 15:12:50 Pacific Daylight Time
Printed: Monday, July 29, 2019 15:13:11 Pacific Daylight Time

**Name: 190726M1_23, Date: 26-Jul-2019, Time: 12:20:39, ID: 1902189-19 FRB-07172019 0.1221, Description: FRB-07172019**

| | # | Name | Trace | Area | IS Area | wt/vol | RRF Mean | Pred.RT | RT | Response | Conc. | %Rec | Ion Ratio | Ratio Out? |
|---|---|---|---|---|---|---|---|---|---|---|---|---|---|---|
| 1 | 5 | PFBS | 299.0 > 79.7 | | 1.93e3 | 0.122 | | 2.42 | | | | | | |
| 2 | 7 | PFHxA | 313.0 > 269.0 | | 9.42e3 | 0.122 | | 2.94 | | | | | | |
| 3 | 11 | PFHpA | 363.0 > 318.9 | | 1.15e4 | 0.122 | | 3.56 | | | | | | |
| 4 | 13 | L-PFHxS | 398.9 > 79.6 | | 3.75e3 | 0.122 | | 3.71 | | | | | | |
| 5 | 80 | Total PFHxS | 398.9 > 79.6 | 0.00e0 | 3.75e3 | 0.122 | | 3.83 | | 0.000 | | | | |
| 6 | 49 | 13C3-PFBS | 302.0 > 98.8 | 1.93e3 | 2.04e3 | 0.122 | 1.058 | 2.44 | 2.42 | 11.8 | 91.2820 | 89.2 | | |
| 7 | 52 | 13C2-PFHxA | 315.0 > 270.0 | 9.42e3 | 2.62e4 | 0.122 | 0.978 | 2.95 | 2.94 | 4.49 | 37.6206 | 91.9 | | |
| 8 | 53 | 13C4-PFHpA | 367.2 > 321.8 | 1.15e4 | 2.62e4 | 0.122 | 0.479 | 3.57 | 3.56 | 5.49 | 94.0449 | 91.9 | | |
| 9 | 54 | 13C3-PFHxS | 401.8 > 79.9 | 3.75e3 | 2.04e3 | 0.122 | 2.024 | 3.73 | 3.71 | 23.0 | 92.9800 | 90.8 | | |
| 10 | 54 | 13C3-PFHxS | 401.8 > 79.9 | 3.75e3 | 2.04e3 | 0.122 | 2.024 | 3.73 | 3.71 | 23.0 | 92.9800 | 90.8 | | |
| 11 | -1 | | | | | | | | | | | | | |
| 12 | 16 | L-PFOA | 412.8 > 368.9 | | 2.04e4 | 0.122 | | 4.09 | | | | | | |
| 13 | 81 | Total PFOA | 412.8 > 368.9 | 0.00e0 | 2.04e4 | 0.122 | | 4.21 | | 0.000 | | | | |
| 14 | 21 | PFNA | 463.0 > 418.8 | | 1.95e4 | 0.122 | | 4.53 | | | | | | |
| 15 | 23 | L-PFOS | 498.9 > 79.9 | 7.08e-1 | 4.15e3 | 0.122 | | 4.62 | 4.51 | 0.00213 | 0.1676 | | 0.333 | YES |
| 16 | 82 | Total PFOS | 498.9 > 79.9 | 7.08e-1 | 4.15e3 | 0.122 | | 4.74 | | 0.00213 | 0.1676 | | | |
| 17 | 58 | 13C2-PFOA | 414.9 > 369.7 | 2.04e4 | 3.32e4 | 0.122 | 0.681 | 4.11 | 4.09 | 7.67 | 92.2046 | 90.1 | | |
| 18 | 58 | 13C2-PFOA | 414.9 > 369.7 | 2.04e4 | 3.32e4 | 0.122 | 0.681 | 4.11 | 4.09 | 7.67 | 92.2046 | 90.1 | | |
| 19 | 56 | 13C5-PFNA | 468.2 > 422.9 | 1.95e4 | 2.47e4 | 0.122 | 1.002 | 4.55 | 4.53 | 9.89 | 80.8107 | 78.9 | | |
| 20 | 59 | 13C8-PFOS | 507.0 > 79.9 | 4.15e3 | 4.58e3 | 0.122 | 0.997 | 4.64 | 4.62 | 11.3 | 93.1213 | 91.0 | | |
| 21 | 59 | 13C8-PFOS | 507.0 > 79.9 | 4.15e3 | 4.58e3 | 0.122 | 0.997 | 4.64 | 4.62 | 11.3 | 93.1213 | 91.0 | | |
| 22 | -1 | | | | | | | | | | | | | |
| 23 | 26 | PFDA | 513 > 468.8 | | 1.92e4 | 0.122 | | 4.92 | | | | | | |
| 24 | 29 | L-MeFOSAA | 570 > 419 | | 4.59e3 | 0.122 | | 5.07 | | | | | | |
| 25 | 83 | Total N-MeFOSAA | 570. > 419 | 0.00e0 | 4.59e3 | 0.122 | | 5.19 | | 0.000 | | | | |
| 26 | 33 | PFUdA | 563.0 > 518.9 | | 2.56e4 | 0.122 | | 5.25 | | | | | | |
| 27 | 37 | PFDoA | 612.9 > 569.0 | | 2.55e4 | 0.122 | | 5.54 | | | | | | |
| 28 | 60 | 13C2-PFDA | 515.1 > 469.9 | 1.92e4 | 3.22e4 | 0.122 | 0.819 | 4.93 | 4.92 | 7.45 | 74.5194 | 72.8 | | |
| 29 | 62 | d3-N-MeFOSAA | 573.3 > 419 | 4.59e3 | 3.97e4 | 0.122 | 0.177 | 5.08 | 5.07 | 1.45 | 66.7063 | 65.2 | | |
| 30 | 62 | d3-N-MeFOSAA | 573.3 > 419 | 4.59e3 | 3.97e4 | 0.122 | 0.177 | 5.08 | 5.07 | 1.45 | 66.7063 | 65.2 | | |
| 31 | 63 | 13C2-PFUdA | 565 > 519.8 | 2.56e4 | 3.97e4 | 0.122 | 0.889 | 5.26 | 5.25 | 8.06 | 74.2434 | 72.5 | | |
| 32 | 65 | 13C2-PFDoA | 614.7 > 569.7 | 2.55e4 | 3.22e4 | 0.122 | 1.087 | 5.55 | 5.54 | 9.89 | 74.4941 | 72.8 | | |
| 33 | -1 | | | | | | | | | | | | | |
| 34 | 31 | L-EtFOSAA | 584.1 > 419 | | 6.06e3 | 0.122 | | 5.23 | | | | | | |
| 35 | 84 | Total N-EtFOSAA | 584.1 > 419 | 0.00e0 | 6.06e3 | 0.122 | | 5.33 | | 0.000 | | | | |
| 36 | 39 | PFTrDA | 662.9 > 618.9 | | 2.55e4 | 0.122 | | 5.79 | | | | | | |

Dataset: Z:\Projects\PFAS.PRO\Results\190726M1\190726M1-23.qld

Last Altered: Monday, July 29, 2019 15:12:50 Pacific Daylight Time
Printed: Monday, July 29, 2019 15:13:11 Pacific Daylight Time

**Name: 190726M1_23, Date: 26-Jul-2019, Time: 12:20:39, ID: 1902189-19 FRB-07172019 0.1221, Description: FRB-07172019**

| | # | Name | Trace | Area | IS Area | wt/vol | RRF Mean | Pred.RT | RT | Response | Conc. | %Rec | Ion Ratio | Ratio Out? |
|---|---|---|---|---|---|---|---|---|---|---|---|---|---|---|
| 37 | 41 | PFTeDA | 713.0 > 669.0 | | 1.82e4 | 0.122 | | 6.02 | | | | | | |
| 38 | 85 | TDCA | 498.3>106.9 | | | 0.122 | | 5.45 | | | | | | |
| 39 | 64 | d5-N-EtFOSAA | 589.3 > 419 | 6.06e3 | 3.97e4 | 0.122 | 0.224 | 5.25 | 5.23 | 1.91 | 69.9052 | 68.3 | | |
| 40 | 64 | d5-N-EtFOSAA | 589.3 > 419 | 6.06e3 | 3.97e4 | 0.122 | 0.224 | 5.25 | 5.23 | 1.91 | 69.9052 | 68.3 | | |
| 41 | 65 | 13C2-PFDoA | 614.7 > 569.7 | 2.55e4 | 3.22e4 | 0.122 | 1.087 | 5.55 | 5.54 | 9.89 | 74.4941 | 72.8 | | |
| 42 | 67 | 13C2-PFTeDA | 715.1 > 669.7 | 1.82e4 | 3.97e4 | 0.122 | 0.604 | 6.03 | 6.02 | 5.73 | 77.6202 | 75.8 | | |
| 43 | 59 | 13C8-PFOS | 507.0 > 79.9 | 4.15e3 | 4.58e3 | 0.122 | 0.997 | 4.64 | 4.62 | 11.3 | 93.1213 | 91.0 | | |
| 44 | -1 | | | | | | | | | | | | | |
| 45 | 73 | 13C5-PFHxA | 318.0 > 272.9 | 2.62e4 | 2.62e4 | 0.122 | 1.000 | 2.95 | 2.94 | 12.5 | 102.3751 | 100.0 | | |
| 46 | 75 | 13C8-PFOA | 420.9 > 376.0 | 3.32e4 | 3.32e4 | 0.122 | 1.000 | 4.11 | 4.09 | 12.5 | 102.3751 | 100.0 | | |
| 47 | 74 | 18O2-PFHxS | 403.0 > 102.6 | 2.04e3 | 2.04e3 | 0.122 | 1.000 | 3.73 | 3.71 | 12.5 | 102.3751 | 100.0 | | |
| 48 | 76 | 13C9-PFNA | 472.2 > 426.9 | 2.47e4 | 2.47e4 | 0.122 | 1.000 | 4.55 | 4.53 | 12.5 | 102.3751 | 100.0 | | |
| 49 | 77 | 13C4-PFOS | 503 > 79.9 | 4.58e3 | 4.58e3 | 0.122 | 1.000 | 4.64 | 4.62 | 12.5 | 102.3751 | 100.0 | | |
| 50 | 78 | 13C6-PFDA | 519.1 > 473.7 | 3.22e4 | 3.22e4 | 0.122 | 1.000 | 4.93 | 4.92 | 12.5 | 102.3751 | 100.0 | | |
| 51 | 79 | 13C7-PFUdA | 570.1 > 524.8 | 3.97e4 | 3.97e4 | 0.122 | 1.000 | 5.26 | 5.24 | 12.5 | 102.3751 | 100.0 | | |

Vista Analytical Laboratory L14

Dataset: Z:\Projects\PFAS.PRO\Results\190726M1\190726M1-23.qld

Last Altered: Monday, July 29, 2019 15:12:50 Pacific Daylight Time
Printed: Monday, July 29, 2019 15:13:11 Pacific Daylight Time

**Method: Z:\Projects\PFAS.PRO\MethDB\PFAS_FULL_80C_072419.mdb 24 Jul 2019 09:05:00**
**Calibration: Z:\Projects\PFAS.PRO\CurveDB\C18_VAL-PFAS_Q4_07-22-19.cdb 22 Jul 2019 13:13:35**

**Name: 190726M1_23, Date: 26-Jul-2019, Time: 12:20:39, ID: 1902189-19 FRB-07172019 0.1221, Description: FRB-07172019**

**PFBS**

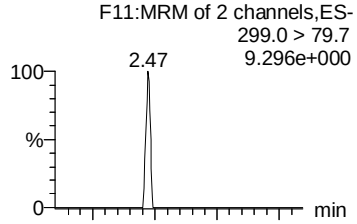


**PFHxA**

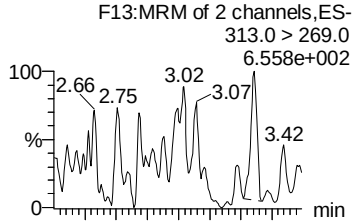


**PFHpA**

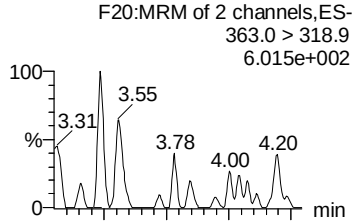


**L-PFHxS**

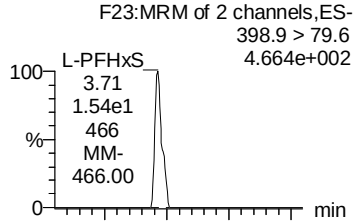


**Total PFHxS**

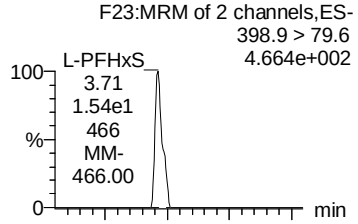


**13C3-PFBS**

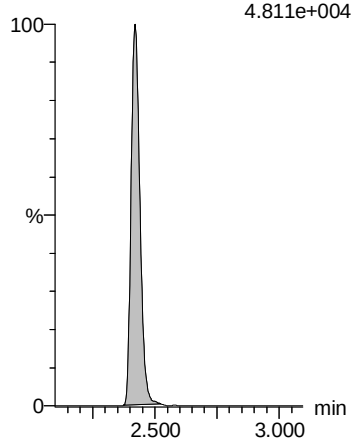


**13C2-PFHxA**

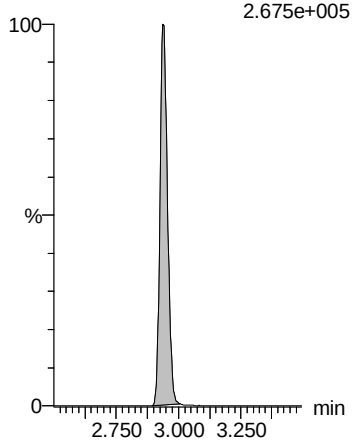


**13C4-PFHpA**

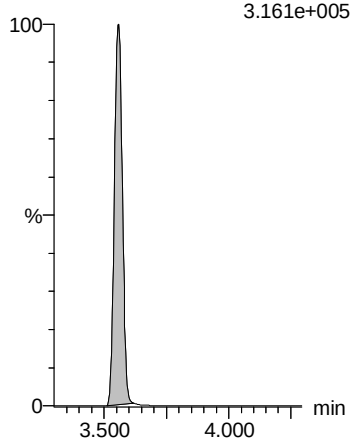


**13C3-PFHxS**

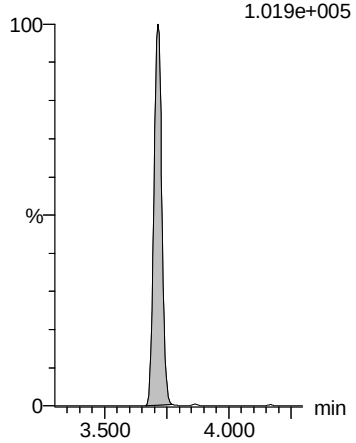


**13C3-PFHxS**

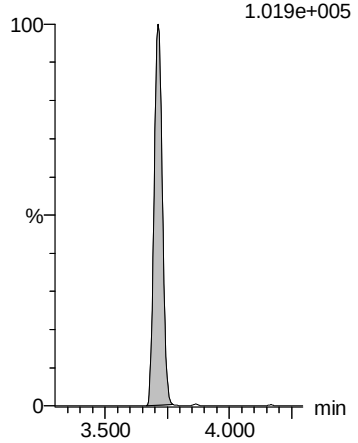

Dataset: Z:\Projects\PFAS.PRO\Results\190726M1\190726M1-23.qld

Last Altered: Monday, July 29, 2019 15:12:50 Pacific Daylight Time
Printed: Monday, July 29, 2019 15:13:11 Pacific Daylight Time

**Name: 190726M1_23, Date: 26-Jul-2019, Time: 12:20:39, ID: 1902189-19 FRB-07172019 0.1221, Description: FRB-07172019**

**L-PFOA**

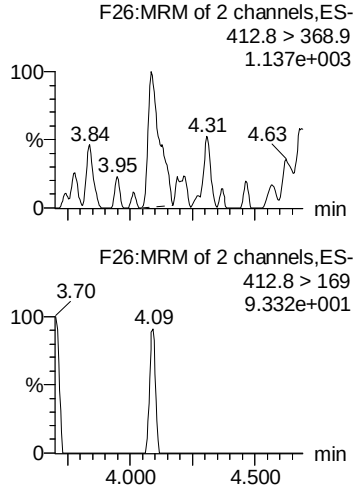


**Total PFOA**

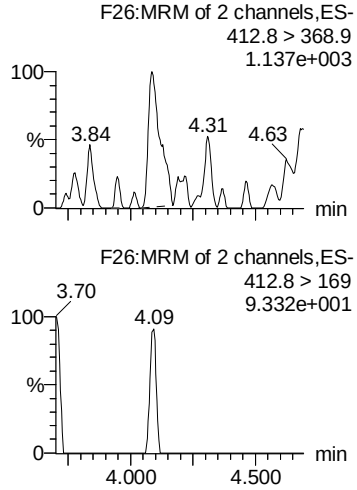


**PFNA**

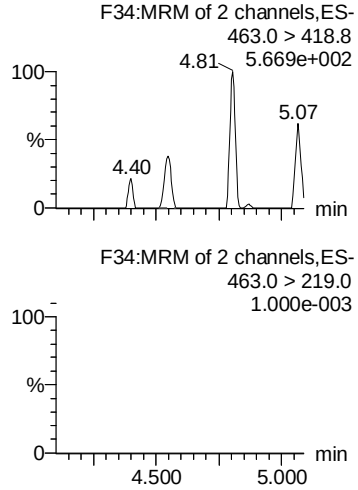


**L-PFOS**

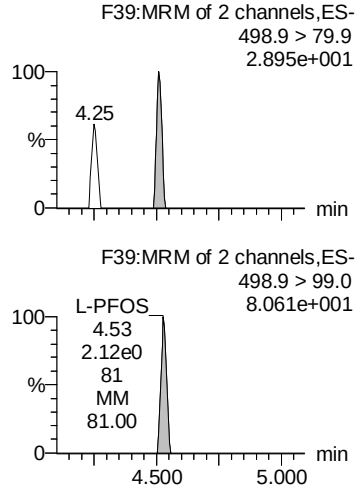


**Total PFOS**

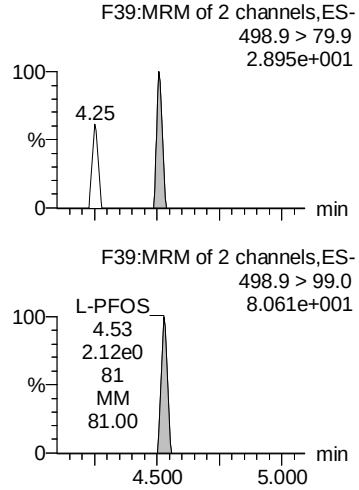


**13C2-PFOA**

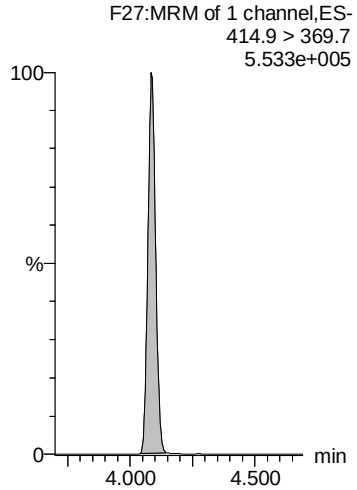


**13C2-PFOA**

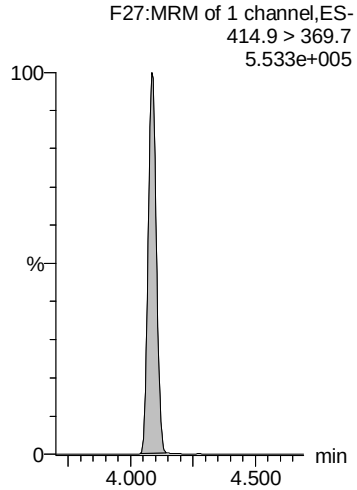


**13C5-PFNA**

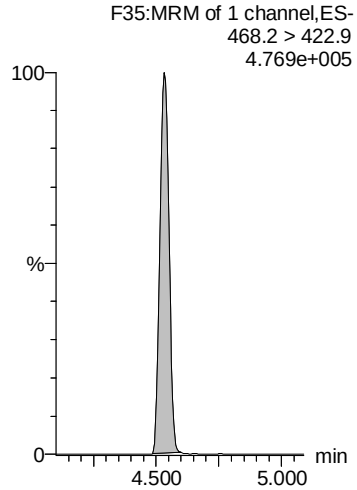


**13C8-PFOS**

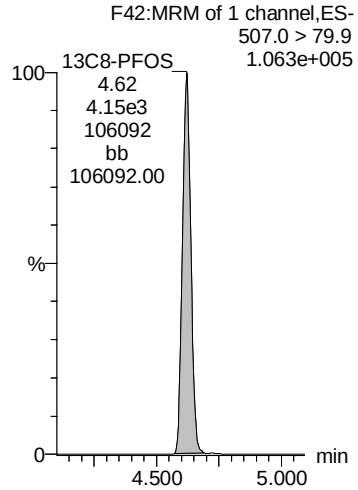


**13C8-PFOS**

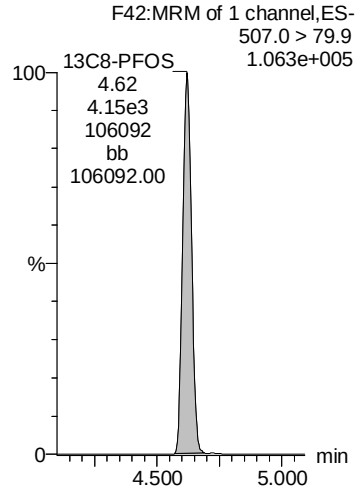

Dataset: Z:\Projects\PFAS.PRO\Results\190726M1\190726M1-23.qld

Last Altered: Monday, July 29, 2019 15:12:50 Pacific Daylight Time
Printed: Monday, July 29, 2019 15:13:11 Pacific Daylight Time

**Name: 190726M1_23, Date: 26-Jul-2019, Time: 12:20:39, ID: 1902189-19 FRB-07172019 0.1221, Description: FRB-07172019**

**PFDA**

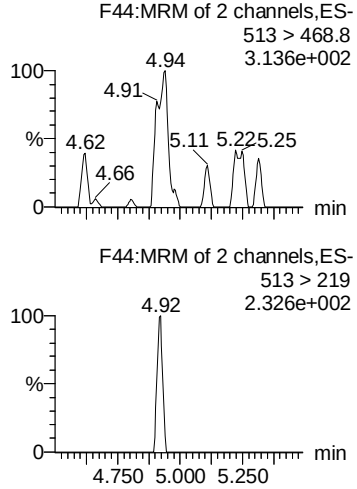





**L-MeFOSAA**

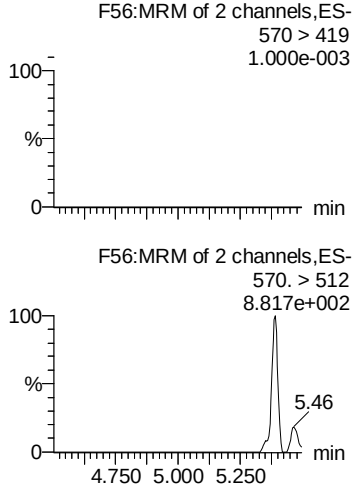





**Total N-MeFOSAA**

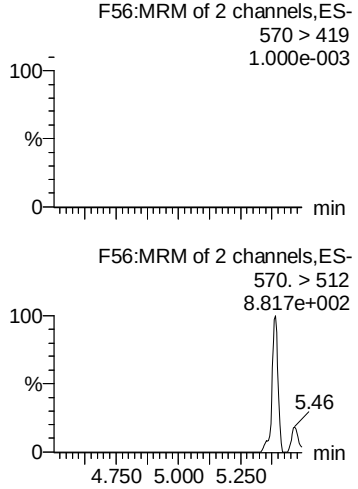





**PFUdA**

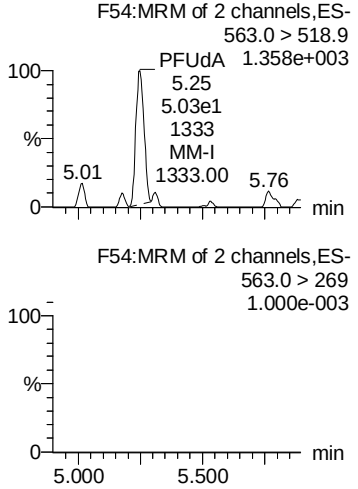





**PFDoA**

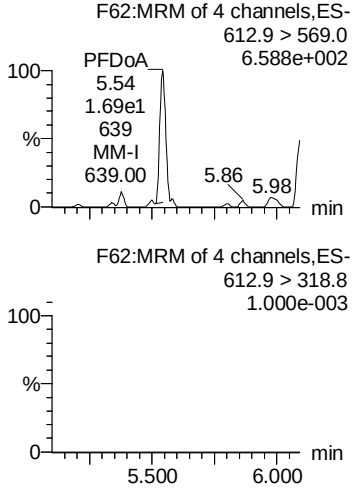





**13C2-PFDA**

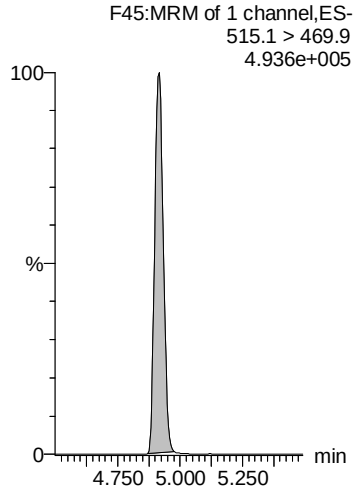


**d3-N-MeFOSAA**

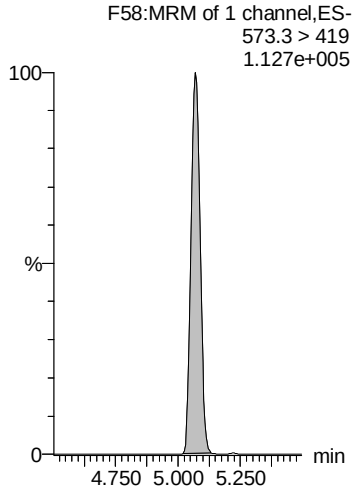


**d3-N-MeFOSAA**

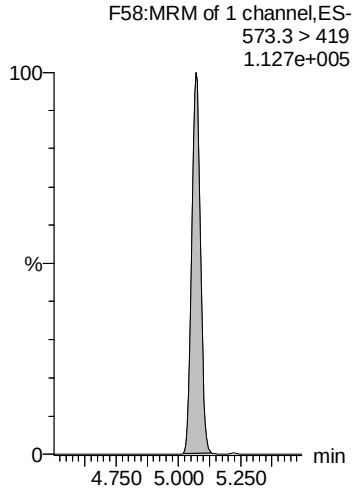


**13C2-PFUdA**

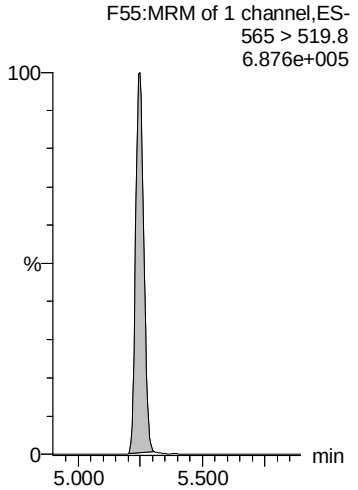


**13C2-PFDoA**

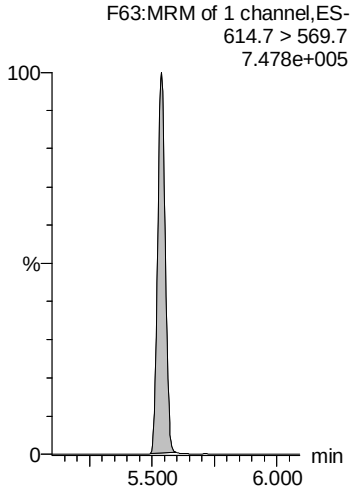

Dataset: Z:\Projects\PFAS.PRO\Results\190726M1\190726M1-23.qld

Last Altered: Monday, July 29, 2019 15:12:50 Pacific Daylight Time
Printed: Monday, July 29, 2019 15:13:11 Pacific Daylight Time

**Name: 190726M1_23, Date: 26-Jul-2019, Time: 12:20:39, ID: 1902189-19 FRB-07172019 0.1221, Description: FRB-07172019**

**L-EtFOSAA**

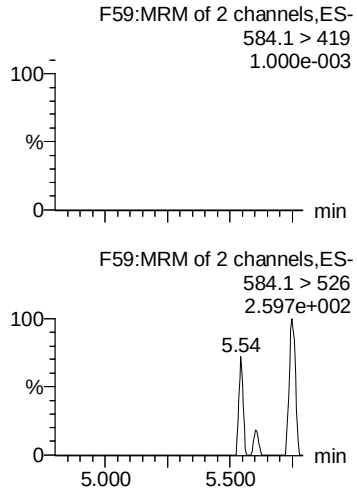


**Total N-EtFOSAA**

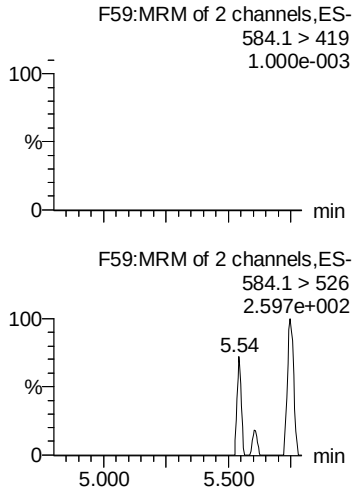


**PFTrDA**

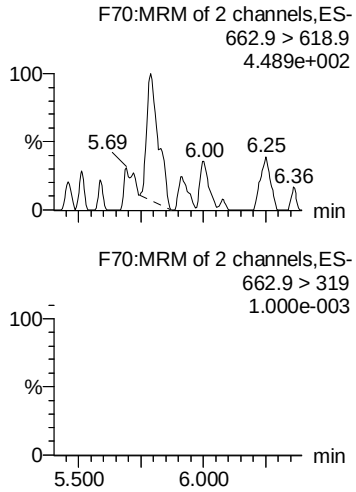


**PFTeDA**

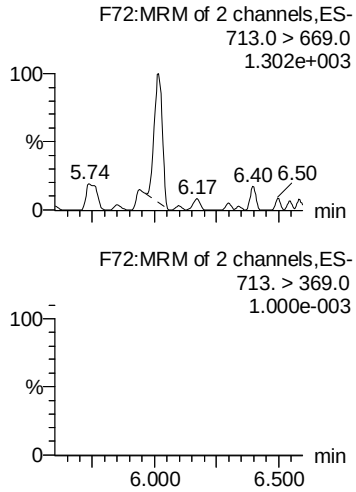


**TDCA**

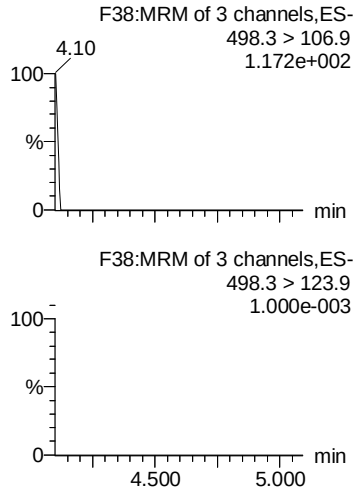


**d5-N-EtFOSAA**

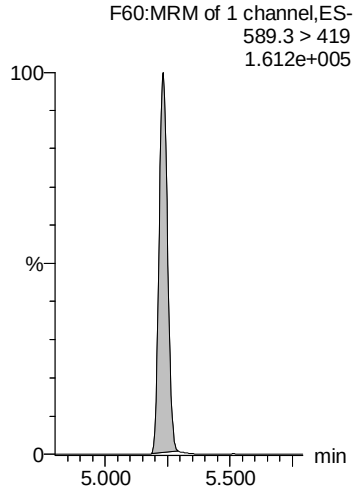


**d5-N-EtFOSAA**

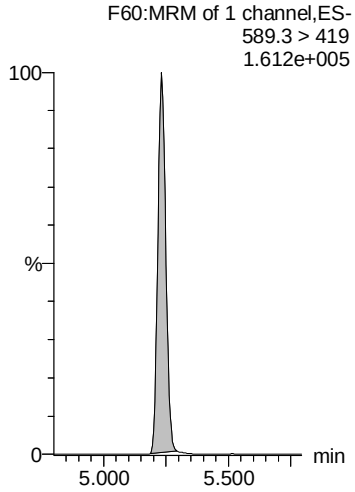


**13C2-PFDoA**

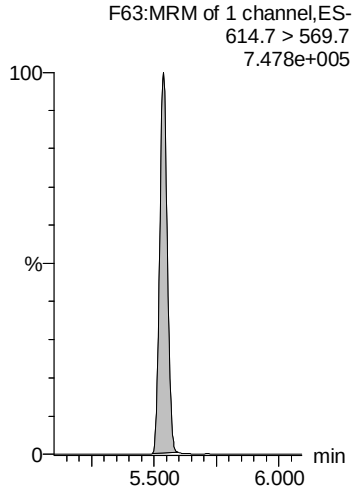


**13C2-PFTeDA**

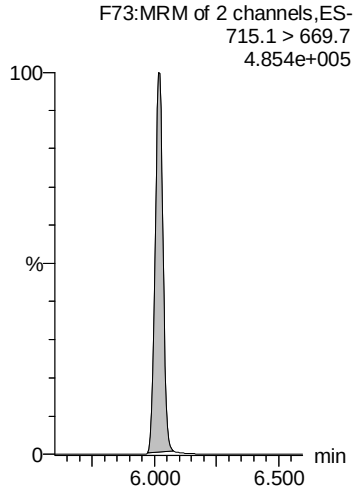


**13C8-PFOS**

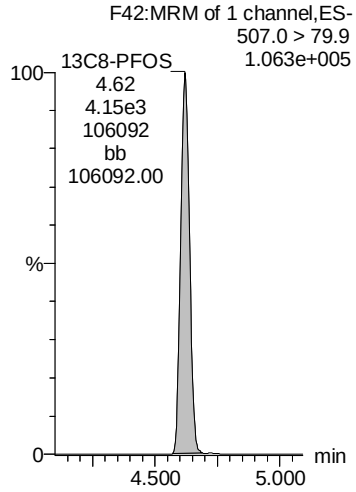

Dataset: Z:\Projects\PFAS.PRO\Results\190726M1\190726M1-23.qld

Last Altered: Monday, July 29, 2019 15:12:50 Pacific Daylight Time
Printed: Monday, July 29, 2019 15:13:11 Pacific Daylight Time

**Name: 190726M1_23, Date: 26-Jul-2019, Time: 12:20:39, ID: 1902189-19 FRB-07172019 0.1221, Description: FRB-07172019**

**13C5-PFHxA**

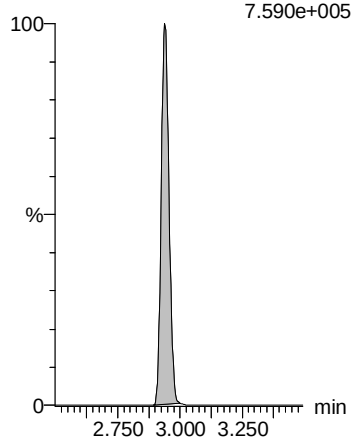


**13C8-PFOA**

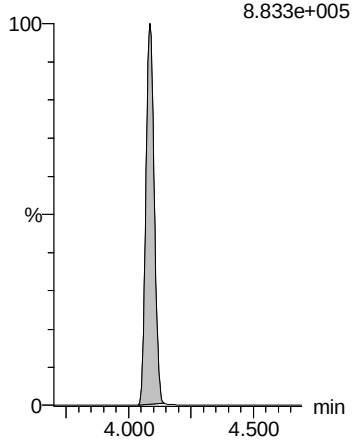


**18O2-PFHxS**

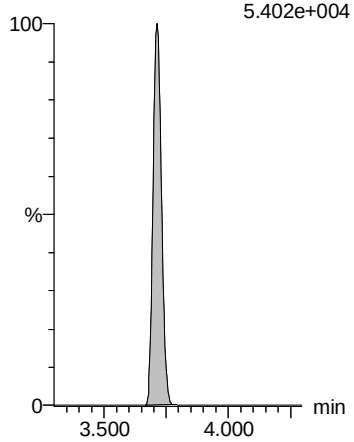


**13C9-PFNA**

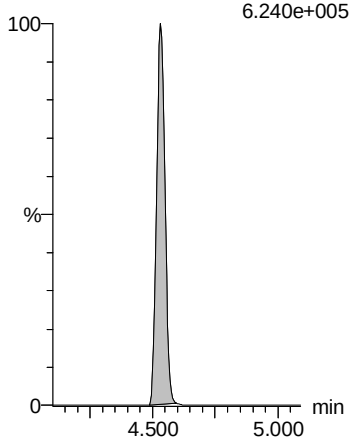


**13C4-PFOS**

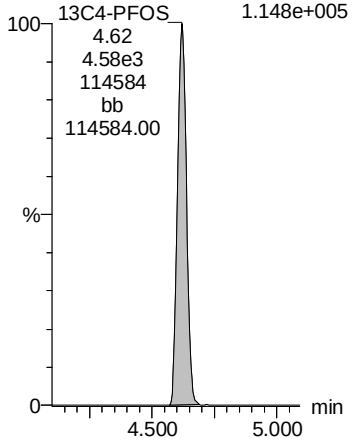


**13C6-PFDA**

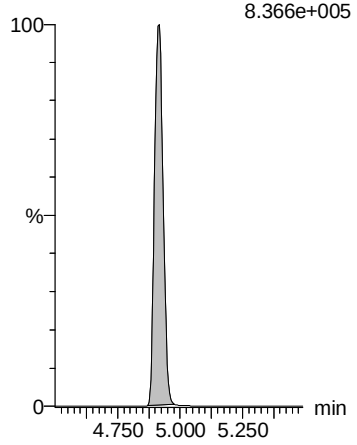


**13C7-PFUdA**

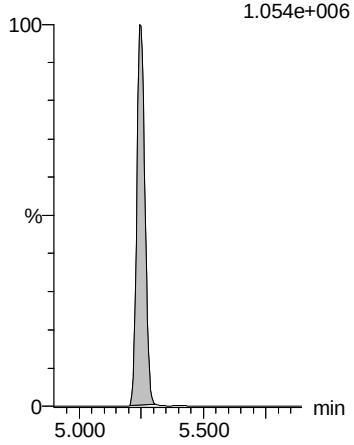

Dataset: Z:\Projects\PFAS.PRO\Results\190726M1\190726M1-24.qld

Last Altered: Monday, July 29, 2019 15:14:50 Pacific Daylight Time
Printed: Monday, July 29, 2019 15:15:08 Pacific Daylight Time

**Name: 190726M1_24, Date: 26-Jul-2019, Time: 12:31:18, ID: 1902189-20 EB-07172019 0.11988, Description: EB-07172019**

| | # | Name | Trace | Area | IS Area | wt/vol | RRF Mean | Pred.RT | RT | Response | Conc. | %Rec | Ion Ratio | Ratio Out? |
|---|---|---|---|---|---|---|---|---|---|---|---|---|---|---|
| 1 | 5 | PFBS | 299.0 > 79.7 | | 2.27e3 | 0.120 | | 2.42 | | | | | | |
| 2 | 7 | PFHxA | 313.0 > 269.0 | 1.21e2 | 1.09e4 | 0.120 | | 2.94 | 2.94 | 0.0556 | | | 488.750 | YES |
| 3 | 11 | PFHpA | 363.0 > 318.9 | | 1.37e4 | 0.120 | | 3.56 | | | | | | |
| 4 | 13 | L-PFHxS | 398.9 > 79.6 | 2.13e1 | 4.45e3 | 0.120 | | 3.71 | 3.71 | 0.0598 | 0.5597 | | 2.406 | NO |
| 5 | 80 | Total PFHxS | 398.9 > 79.6 | 2.13e1 | 4.45e3 | 0.120 | | 3.83 | | 0.0598 | 0.5597 | | | |
| 6 | 49 | 13C3-PFBS | 302.0 > 98.8 | 2.27e3 | 2.17e3 | 0.120 | 1.058 | 2.44 | 2.42 | 13.1 | 103.3917 | 99.2 | | |
| 7 | 52 | 13C2-PFHxA | 315.0 > 270.0 | 1.09e4 | 2.91e4 | 0.120 | 0.978 | 2.95 | 2.94 | 4.68 | 39.9048 | 95.7 | | |
| 8 | 53 | 13C4-PFHpA | 367.2 > 321.8 | 1.37e4 | 2.91e4 | 0.120 | 0.479 | 3.57 | 3.56 | 5.86 | 102.0943 | 97.9 | | |
| 9 | 54 | 13C3-PFHxS | 401.8 > 79.9 | 4.45e3 | 2.17e3 | 0.120 | 2.024 | 3.73 | 3.71 | 25.7 | 105.7696 | 101.4 | | |
| 10 | 54 | 13C3-PFHxS | 401.8 > 79.9 | 4.45e3 | 2.17e3 | 0.120 | 2.024 | 3.73 | 3.71 | 25.7 | 105.7696 | 101.4 | | |
| 11 | -1 | | | | | | | | | | | | | |
| 12 | 16 | L-PFOA | 412.8 > 368.9 | 3.33e2 | 2.32e4 | 0.120 | | 4.08 | 4.08 | 0.179 | 0.7861 | | 5.772 | YES |
| 13 | 81 | Total PFOA | 412.8 > 368.9 | 3.33e2 | 2.32e4 | 0.120 | | 4.21 | | 0.179 | 0.7861 | | | |
| 14 | 21 | PFNA | 463.0 > 418.8 | | 2.29e4 | 0.120 | | 4.53 | | | | | | |
| 15 | 23 | L-PFOS | 498.9 > 79.9 | 6.23e2 | 4.99e3 | 0.120 | | 4.62 | 4.62 | 1.56 | 12.3308 | | 1.995 | NO |
| 16 | 82 | Total PFOS | 498.9 > 79.9 | 6.23e2 | 4.99e3 | 0.120 | | 4.74 | | 1.56 | 12.3308 | | | |
| 17 | 58 | 13C2-PFOA | 414.9 > 369.7 | 2.32e4 | 3.70e4 | 0.120 | 0.681 | 4.11 | 4.08 | 7.86 | 96.1863 | 92.2 | | |
| 18 | 58 | 13C2-PFOA | 414.9 > 369.7 | 2.32e4 | 3.70e4 | 0.120 | 0.681 | 4.11 | 4.08 | 7.86 | 96.1863 | 92.2 | | |
| 19 | 56 | 13C5-PFNA | 468.2 > 422.9 | 2.29e4 | 2.71e4 | 0.120 | 1.002 | 4.55 | 4.53 | 10.6 | 87.9294 | 84.3 | | |
| 20 | 59 | 13C8-PFOS | 507.0 > 79.9 | 4.99e3 | 4.97e3 | 0.120 | 0.997 | 4.64 | 4.62 | 12.6 | 105.0846 | 100.8 | | |
| 21 | 59 | 13C8-PFOS | 507.0 > 79.9 | 4.99e3 | 4.97e3 | 0.120 | 0.997 | 4.64 | 4.62 | 12.6 | 105.0846 | 100.8 | | |
| 22 | -1 | | | | | | | | | | | | | |
| 23 | 26 | PFDA | 513 > 468.8 | 3.48e1 | 2.16e4 | 0.120 | | 4.91 | 4.91 | 0.0201 | 0.1047 | | 7.324 | NO |
| 24 | 29 | L-MeFOSAA | 570 > 419 | | 4.89e3 | 0.120 | | 5.07 | | | | | | |
| 25 | 83 | Total N-MeFOSAA | 570. > 419 | 0.00e0 | 4.89e3 | 0.120 | | 5.19 | | 0.000 | | | | |
| 26 | 33 | PFUdA | 563.0 > 518.9 | 6.09e1 | 2.72e4 | 0.120 | | 5.25 | 5.24 | 0.0280 | | | 59.363 | YES |
| 27 | 37 | PFDoA | 612.9 > 569.0 | | 2.32e4 | 0.120 | | 5.54 | | | | | | |
| 28 | 60 | 13C2-PFDA | 515.1 > 469.9 | 2.16e4 | 3.55e4 | 0.120 | 0.819 | 4.93 | 4.91 | 7.62 | 77.6214 | 74.4 | | |
| 29 | 62 | d3-N-MeFOSAA | 573.3 > 419 | 4.89e3 | 4.20e4 | 0.120 | 0.177 | 5.08 | 5.07 | 1.45 | 68.2955 | 65.5 | | |
| 30 | 62 | d3-N-MeFOSAA | 573.3 > 419 | 4.89e3 | 4.20e4 | 0.120 | 0.177 | 5.08 | 5.07 | 1.45 | 68.2955 | 65.5 | | |
| 31 | 63 | 13C2-PFUdA | 565 > 519.8 | 2.72e4 | 4.20e4 | 0.120 | 0.889 | 5.26 | 5.25 | 8.08 | 75.7936 | 72.7 | | |
| 32 | 65 | 13C2-PFDoA | 614.7 > 569.7 | 2.32e4 | 3.55e4 | 0.120 | 1.087 | 5.55 | 5.54 | 8.17 | 62.6486 | 60.1 | | |
| 33 | -1 | | | | | | | | | | | | | |
| 34 | 31 | L-EtFOSAA | 584.1 > 419 | | 6.16e3 | 0.120 | | 5.23 | | | | | | |
| 35 | 84 | Total N-EtFOSAA | 584.1 > 419 | 0.00e0 | 6.16e3 | 0.120 | | 5.33 | | 0.000 | | | | |
| 36 | 39 | PFTrDA | 662.9 > 618.9 | | 2.32e4 | 0.120 | | 5.79 | | | | | | |

Dataset: Z:\Projects\PFAS.PRO\Results\190726M1\190726M1-24.qld

Last Altered: Monday, July 29, 2019 15:14:50 Pacific Daylight Time
Printed: Monday, July 29, 2019 15:15:08 Pacific Daylight Time

**Name: 190726M1_24, Date: 26-Jul-2019, Time: 12:31:18, ID: 1902189-20 EB-07172019 0.11988, Description: EB-07172019**

| | # | Name | Trace | Area | IS Area | wt/vol | RRF Mean | Pred.RT | RT | Response | Conc. | %Rec | Ion Ratio | Ratio Out? |
|---|---|---|---|---|---|---|---|---|---|---|---|---|---|---|
| 37 | 41 | PFTeDA | 713.0 > 669.0 | | 1.88e4 | 0.120 | | 6.02 | | | | | | |
| 38 | 85 | TDCA | 498.3>106.9 | | | 0.120 | | 5.45 | | | | | | |
| 39 | 64 | d5-N-EtFOSAA | 589.3 > 419 | 6.16e3 | 4.20e4 | 0.120 | 0.224 | 5.25 | 5.23 | 1.83 | 68.2262 | 65.4 | | |
| 40 | 64 | d5-N-EtFOSAA | 589.3 > 419 | 6.16e3 | 4.20e4 | 0.120 | 0.224 | 5.25 | 5.23 | 1.83 | 68.2262 | 65.4 | | |
| 41 | 65 | 13C2-PFDoA | 614.7 > 569.7 | 2.32e4 | 3.55e4 | 0.120 | 1.087 | 5.55 | 5.54 | 8.17 | 62.6486 | 60.1 | | |
| 42 | 67 | 13C2-PFTeDA | 715.1 > 669.7 | 1.88e4 | 4.20e4 | 0.120 | 0.604 | 6.03 | 6.02 | 5.58 | 77.0619 | 73.9 | | |
| 43 | 59 | 13C8-PFOS | 507.0 > 79.9 | 4.99e3 | 4.97e3 | 0.120 | 0.997 | 4.64 | 4.62 | 12.6 | 105.0846 | 100.8 | | |
| 44 | -1 | | | | | | | | | | | | | |
| 45 | 73 | 13C5-PFHxA | 318.0 > 272.9 | 2.91e4 | 2.91e4 | 0.120 | 1.000 | 2.95 | 2.94 | 12.5 | 104.2709 | 100.0 | | |
| 46 | 75 | 13C8-PFOA | 420.9 > 376.0 | 3.70e4 | 3.70e4 | 0.120 | 1.000 | 4.11 | 4.08 | 12.5 | 104.2709 | 100.0 | | |
| 47 | 74 | 18O2-PFHxS | 403.0 > 102.6 | 2.17e3 | 2.17e3 | 0.120 | 1.000 | 3.73 | 3.71 | 12.5 | 104.2709 | 100.0 | | |
| 48 | 76 | 13C9-PFNA | 472.2 > 426.9 | 2.71e4 | 2.71e4 | 0.120 | 1.000 | 4.55 | 4.53 | 12.5 | 104.2709 | 100.0 | | |
| 49 | 77 | 13C4-PFOS | 503 > 79.9 | 4.97e3 | 4.97e3 | 0.120 | 1.000 | 4.64 | 4.62 | 12.5 | 104.2709 | 100.0 | | |
| 50 | 78 | 13C6-PFDA | 519.1 > 473.7 | 3.55e4 | 3.55e4 | 0.120 | 1.000 | 4.93 | 4.91 | 12.5 | 104.2709 | 100.0 | | |
| 51 | 79 | 13C7-PFUdA | 570.1 > 524.8 | 4.20e4 | 4.20e4 | 0.120 | 1.000 | 5.26 | 5.25 | 12.5 | 104.2709 | 100.0 | | |

Vista Analytical Laboratory L14

Dataset: Z:\Projects\PFAS.PRO\Results\190726M1\190726M1-24.qld

Last Altered: Monday, July 29, 2019 15:14:50 Pacific Daylight Time
Printed: Monday, July 29, 2019 15:15:08 Pacific Daylight Time

**Method: Z:\Projects\PFAS.PRO\MethDB\PFAS_FULL_80C_072419.mdb 24 Jul 2019 09:05:00**
**Calibration: Z:\Projects\PFAS.PRO\CurveDB\C18_VAL-PFAS_Q4_07-22-19.cdb 22 Jul 2019 13:13:35**

**Name: 190726M1_24, Date: 26-Jul-2019, Time: 12:31:18, ID: 1902189-20 EB-07172019 0.11988, Description: EB-07172019**

**PFBS**

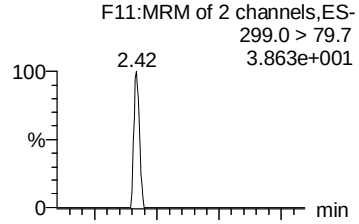


**PFHxA**

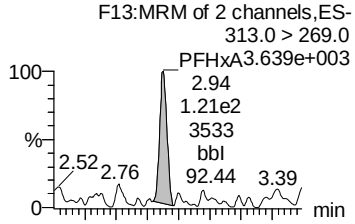


**PFHpA**

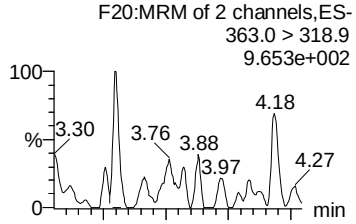


**L-PFHxS**

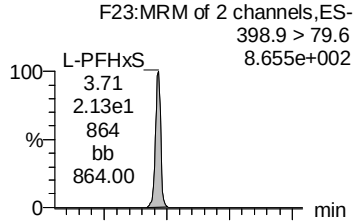


**Total PFHxS**

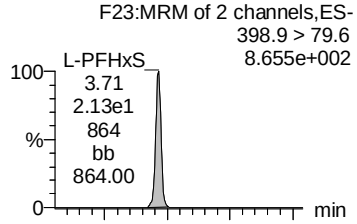


**13C3-PFBS**

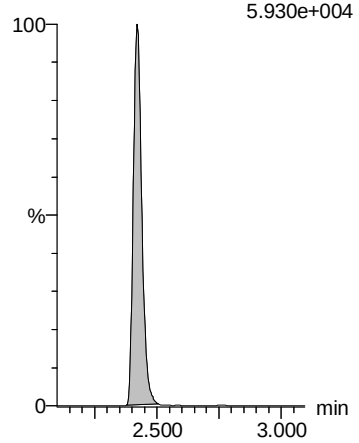


**13C2-PFHxA**

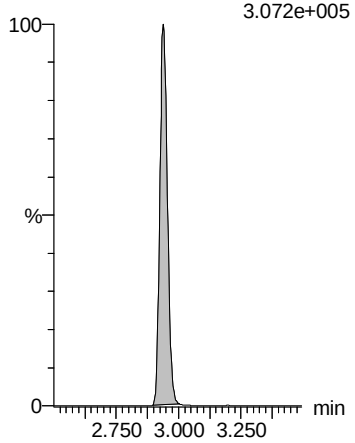


**13C4-PFHpA**

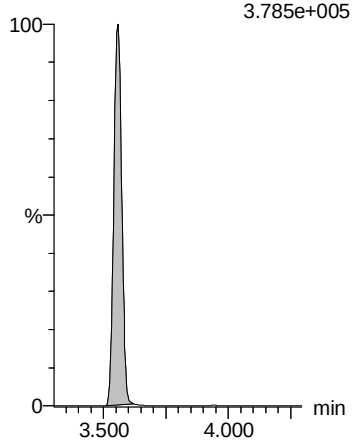


**13C3-PFHxS**

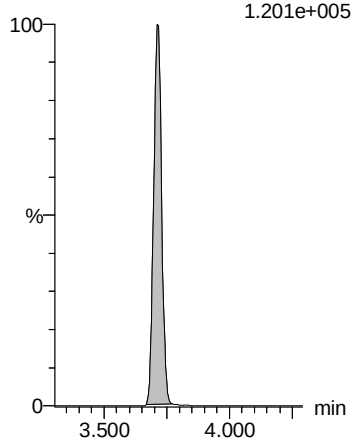


**13C3-PFHxS**

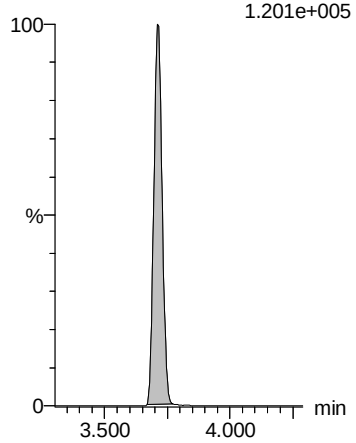

Vista Analytical Laboratory L14

Dataset: Z:\Projects\PFAS.PRO\Results\190726M1\190726M1-24.qld

Last Altered: Monday, July 29, 2019 15:14:50 Pacific Daylight Time
Printed: Monday, July 29, 2019 15:15:08 Pacific Daylight Time

**Name: 190726M1_24, Date: 26-Jul-2019, Time: 12:31:18, ID: 1902189-20 EB-07172019 0.11988, Description: EB-07172019**

**L-PFOA**

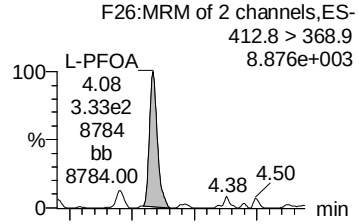


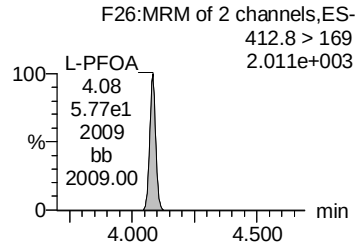


**Total PFOA**

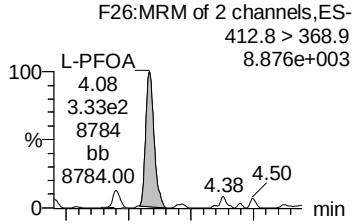


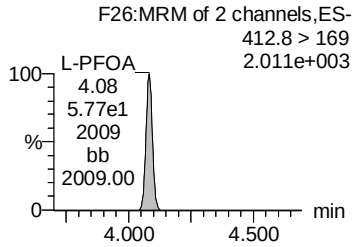


**PFNA**

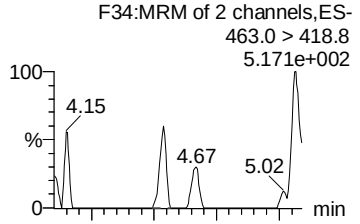


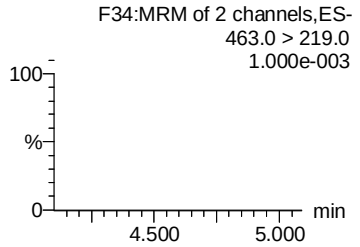


**L-PFOS**

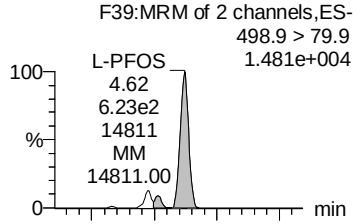


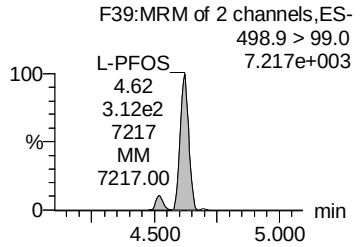


**Total PFOS**

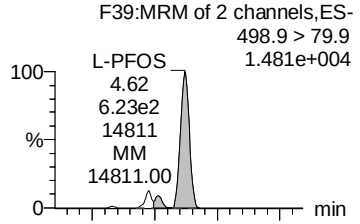


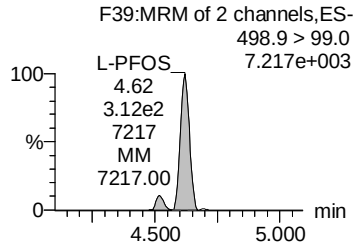


**13C2-PFOA**

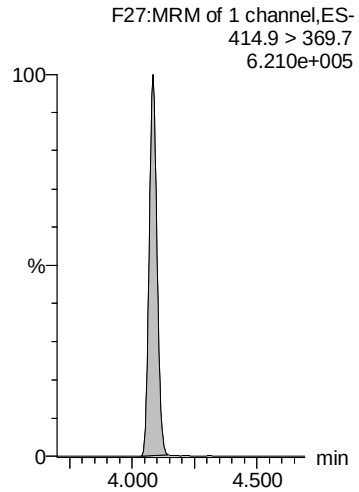


**13C2-PFOA**

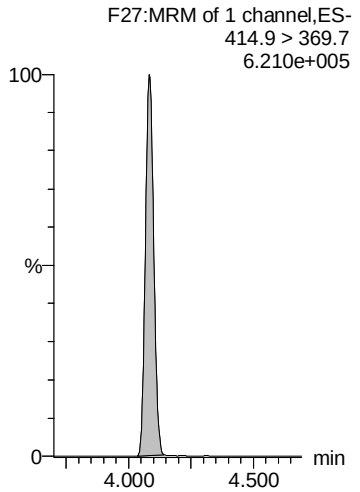


**13C5-PFNA**

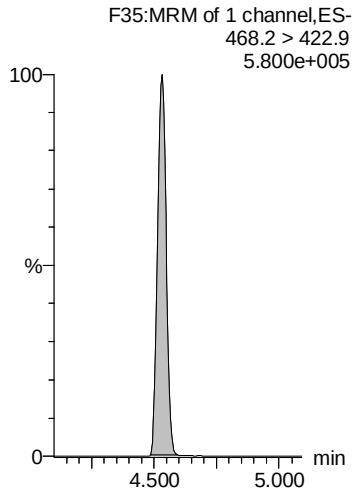


**13C8-PFOS**

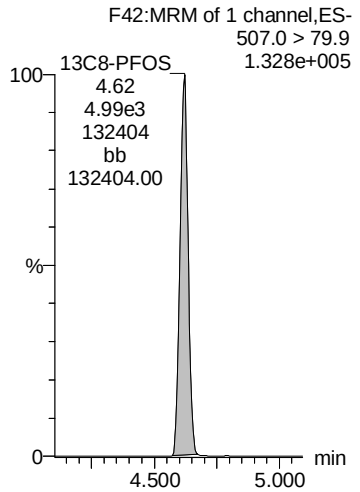


**13C8-PFOS**

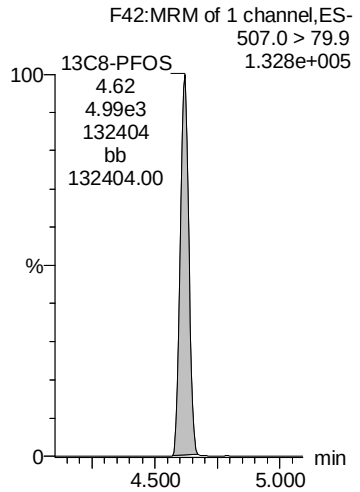

Dataset: Z:\Projects\PFAS.PRO\Results\190726M1\190726M1-24.qld

Last Altered: Monday, July 29, 2019 15:14:50 Pacific Daylight Time
Printed: Monday, July 29, 2019 15:15:08 Pacific Daylight Time

**Name: 190726M1_24, Date: 26-Jul-2019, Time: 12:31:18, ID: 1902189-20 EB-07172019 0.11988, Description: EB-07172019**

**PFDA**

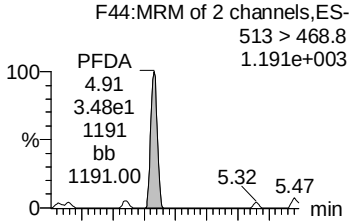


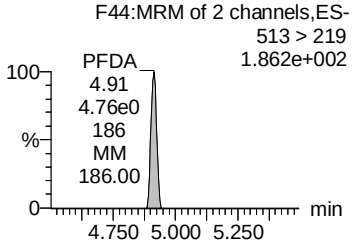


**L-MeFOSAA**

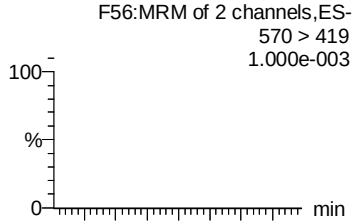


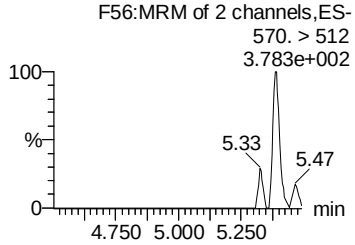


**Total N-MeFOSAA**

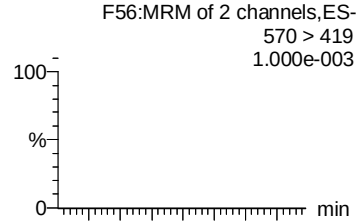


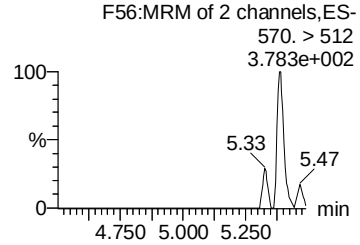


**PFUdA**

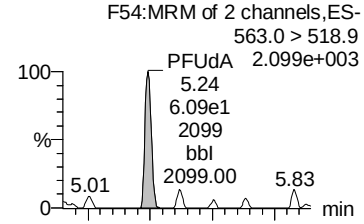


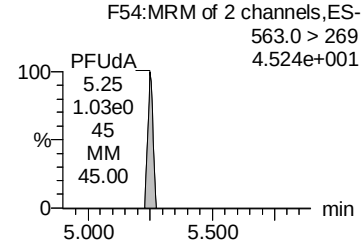


**PFDoA**

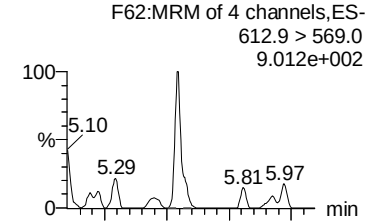


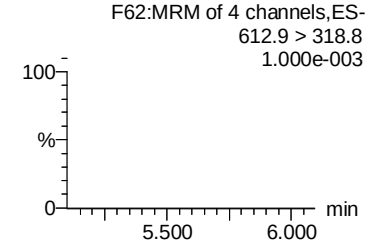


**13C2-PFDA**

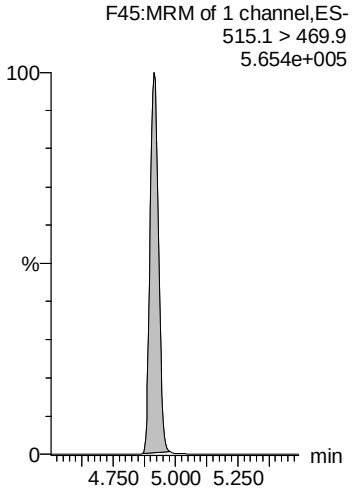


**d3-N-MeFOSAA**

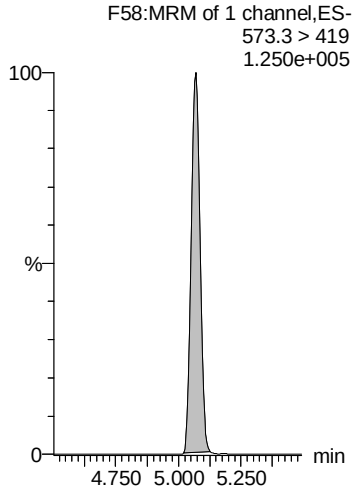


**d3-N-MeFOSAA**

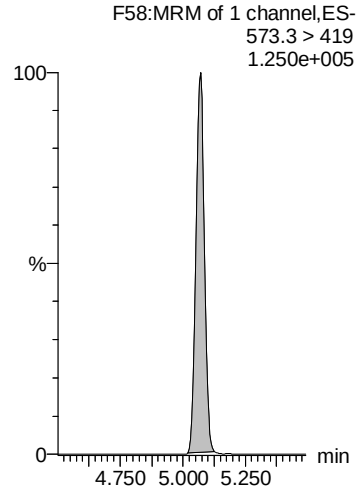


**13C2-PFUdA**

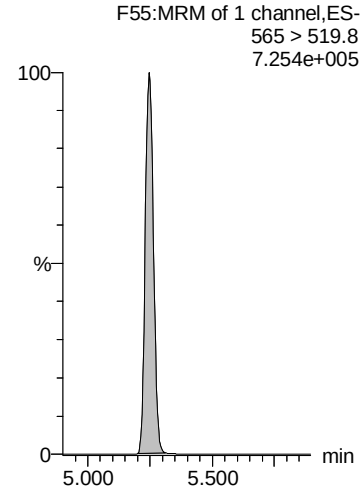


**13C2-PFDoA**

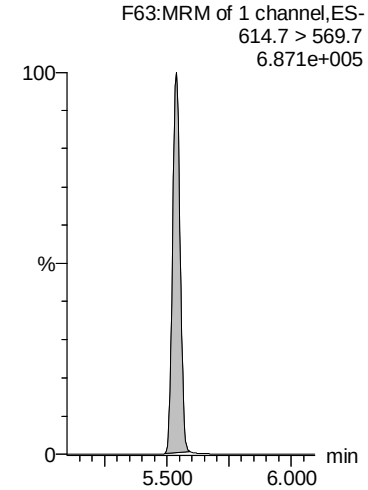

Dataset: Z:\Projects\PFAS.PRO\Results\190726M1\190726M1-24.qld

Last Altered: Monday, July 29, 2019 15:14:50 Pacific Daylight Time
Printed: Monday, July 29, 2019 15:15:08 Pacific Daylight Time

**Name: 190726M1_24, Date: 26-Jul-2019, Time: 12:31:18, ID: 1902189-20 EB-07172019 0.11988, Description: EB-07172019**

**L-EtFOSAA**

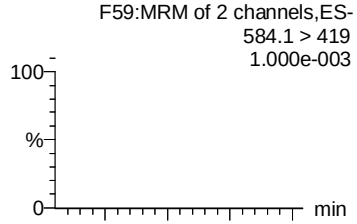


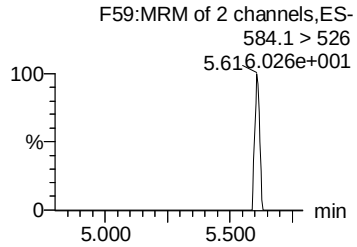


**Total N-EtFOSAA**

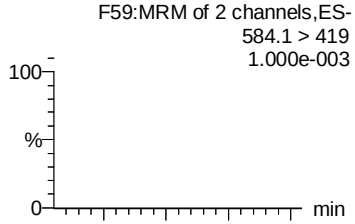


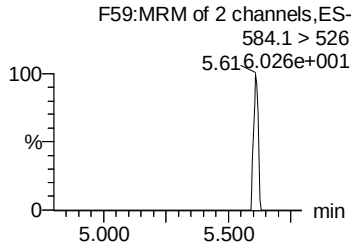


**PFTrDA**

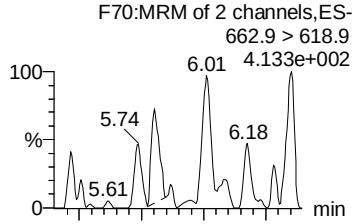


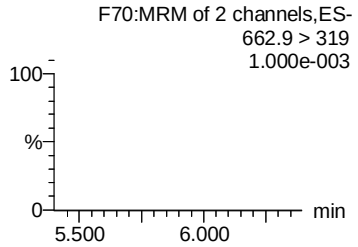


**PFTeDA**

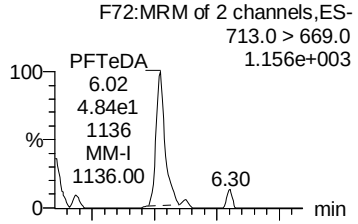


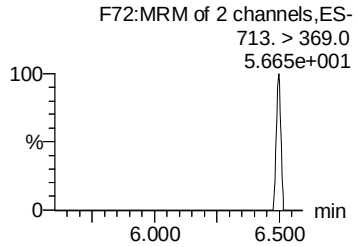


**TDCA**

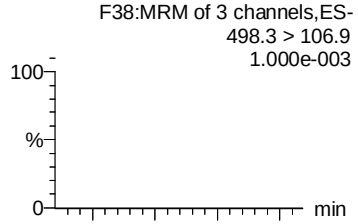


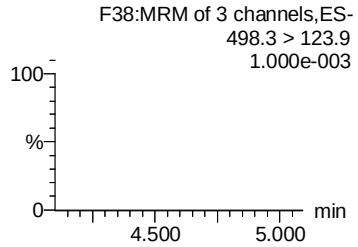


**d5-N-EtFOSAA**

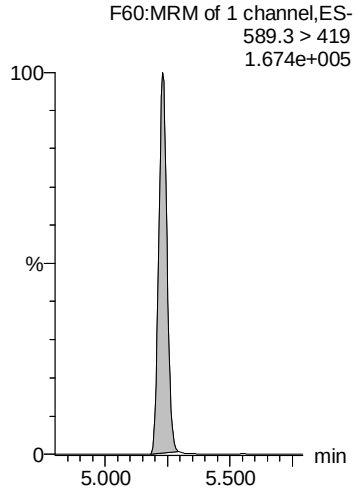


**d5-N-EtFOSAA**

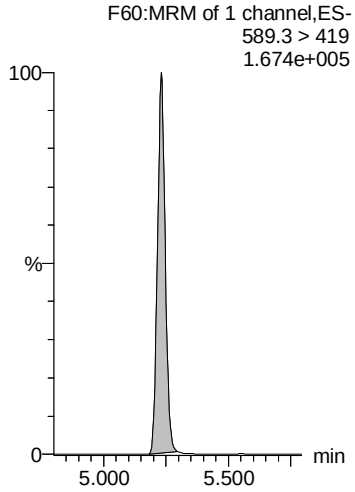


**13C2-PFDoA**

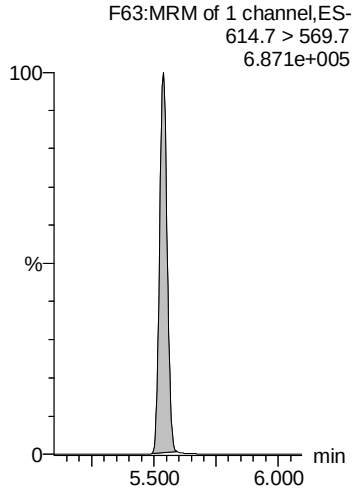


**13C2-PFTeDA**

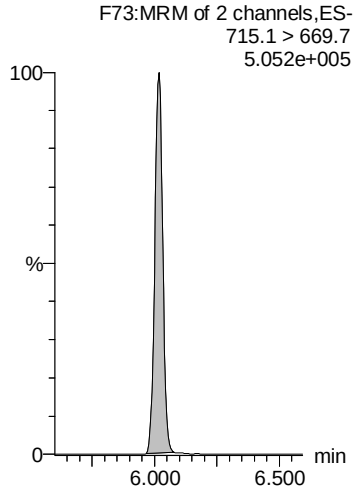


**13C8-PFOS**

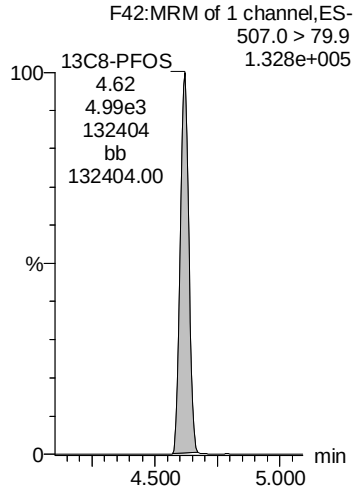

Dataset: Z:\Projects\PFAS.PRO\Results\190726M1\190726M1-24.qld

Last Altered: Monday, July 29, 2019 15:14:50 Pacific Daylight Time
Printed: Monday, July 29, 2019 15:15:08 Pacific Daylight Time

**Name: 190726M1_24, Date: 26-Jul-2019, Time: 12:31:18, ID: 1902189-20 EB-07172019 0.11988, Description: EB-07172019**

**13C5-PFHxA**

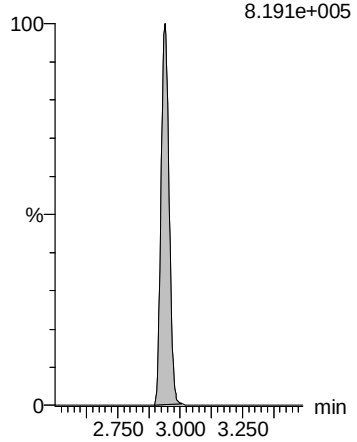


**13C8-PFOA**

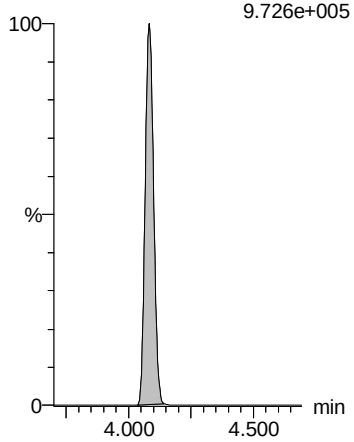


**18O2-PFHxS**

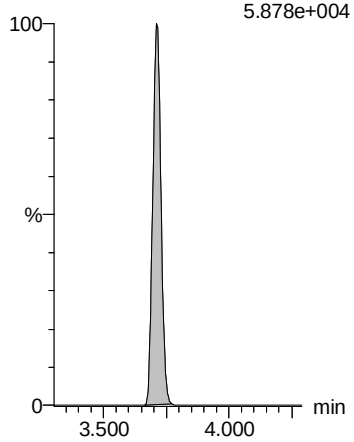


**13C9-PFNA**

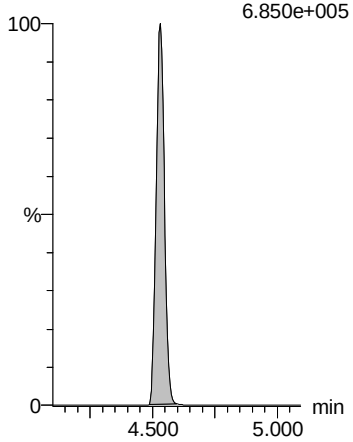


**13C4-PFOS**

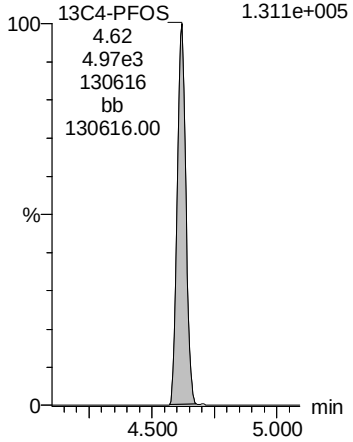


**13C6-PFDA**

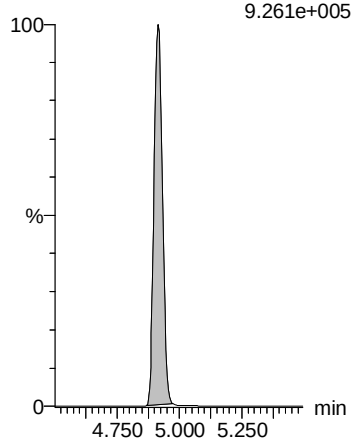


**13C7-PFUdA**

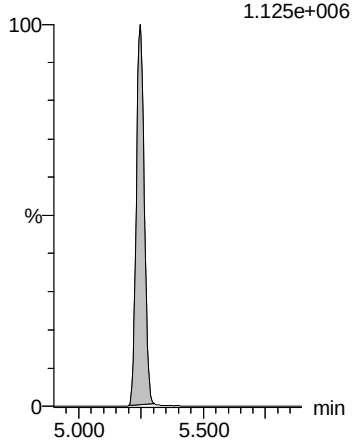

**INJECTION INTERNAL STANDARD (IIS) AREAS,**

**INSTRUMENT BLANKS (IB)**

**AND**

**CONTINUTING CALIBRATION VERIFICATIONS CCV)**

Vista Analytical Laboratory

Dataset: Untitled

Last Altered: Sunday, July 28, 2019 12:55:48 Pacific Daylight Time
Printed: Sunday, July 28, 2019 12:59:28 Pacific Daylight Time

**Method: F:\Projects\PFAS.PRO\MethDB\PFAS_RS-07-13-19.mdb 23 Jul 2019 10:48:27**
**Calibration: 28 Jul 2019 12:55:48**

**Name: 190726M1_4, Date: 26-Jul-2019, Time: 08:30:57, ID: ST190726M1-1 PFC CS0 19G1103, Description: PFC CS0 19G1103**

| | # | Name | ID | Area | %Rec | Area Out |
|---|---|---|---|---|---|---|
| 1 | 1 | 13C4-PFBA | ST190726M1-1 PFC CS0 19G1103 | 1.27e4 | 100.0 | NO |
| 2 | 2 | 13C5-PFHxA | ST190726M1-1 PFC CS0 19G1103 | 3.71e4 | 100.0 | NO |
| 3 | 3 | 18O2-PFHxS | ST190726M1-1 PFC CS0 19G1103 | 2.38e3 | 100.0 | NO |
| 4 | 4 | 13C8-PFOA | ST190726M1-1 PFC CS0 19G1103 | 4.55e4 | 100.0 | NO |
| 5 | 5 | 13C9-PFNA | ST190726M1-1 PFC CS0 19G1103 | 3.25e4 | 100.0 | NO |
| 6 | 6 | 13C4-PFOS | ST190726M1-1 PFC CS0 19G1103 | 5.86e3 | 100.0 | NO |
| 7 | 7 | 13C6-PFDA | ST190726M1-1 PFC CS0 19G1103 | 3.99e4 | 100.0 | NO |
| 8 | 8 | 13C7-PFUdA | ST190726M1-1 PFC CS0 19G1103 | 4.77e4 | 100.0 | NO |

**Name: 190726M1_5, Date: 26-Jul-2019, Time: 08:41:30, ID: IB, Description: IB**

| | # | Name | ID | Area | %Rec | Area Out |
|---|---|---|---|---|---|---|
| 1 | 1 | 13C4-PFBA | IB | 9.68e3 | 76.2 | NO |
| 2 | 2 | 13C5-PFHxA | IB | 3.29e4 | 88.7 | NO |
| 3 | 3 | 18O2-PFHxS | IB | 2.03e3 | 85.3 | NO |
| 4 | 4 | 13C8-PFOA | IB | 3.98e4 | 87.5 | NO |
| 5 | 5 | 13C9-PFNA | IB | 2.89e4 | 88.9 | NO |
| 6 | 6 | 13C4-PFOS | IB | 4.82e3 | 82.3 | NO |
| 7 | 7 | 13C6-PFDA | IB | 3.49e4 | 87.5 | NO |
| 8 | 8 | 13C7-PFUdA | IB | 4.33e4 | 90.7 | NO |

**Name: 190726M1_6, Date: 26-Jul-2019, Time: 08:52:12, ID: B9G0237-BS1 OPR 0.25, Description: OPR**

| | # | Name | ID | Area | %Rec | Area Out |
|---|---|---|---|---|---|---|
| 1 | 1 | 13C4-PFBA | B9G0237-BS1 OPR 0.25 | 2.50e4 | 98.5 | NO |
| 2 | 2 | 13C5-PFHxA | B9G0237-BS1 OPR 0.25 | 4.79e4 | 64.5 | NO |
| 3 | 3 | 18O2-PFHxS | B9G0237-BS1 OPR 0.25 | 3.95e3 | 83.2 | NO |
| 4 | 4 | 13C8-PFOA | B9G0237-BS1 OPR 0.25 | 6.27e4 | 68.9 | NO |
| 5 | 5 | 13C9-PFNA | B9G0237-BS1 OPR 0.25 | 4.81e4 | 74.0 | NO |
| 6 | 6 | 13C4-PFOS | B9G0237-BS1 OPR 0.25 | 9.03e3 | 77.1 | NO |
| 7 | 7 | 13C6-PFDA | B9G0237-BS1 OPR 0.25 | 6.06e4 | 76.0 | NO |
| 8 | 8 | 13C7-PFUdA | B9G0237-BS1 OPR 0.25 | 7.04e4 | 73.7 | NO |

**Name: 190726M1_7, Date: 26-Jul-2019, Time: 09:02:47, ID: B9G0237-BSD1 LCSD 0.25, Description: LCSD**

| | # | Name | ID | Area | %Rec | Area Out |
|---|---|---|---|---|---|---|
| 1 | 1 | 13C4-PFBA | B9G0237-BSD1 LCSD 0.25 | 2.58e4 | 101.4 | NO |
| 2 | 2 | 13C5-PFHxA | B9G0237-BSD1 LCSD 0.25 | 5.10e4 | 68.8 | NO |
| 3 | 3 | 18O2-PFHxS | B9G0237-BSD1 LCSD 0.25 | 3.86e3 | 81.3 | NO |
| 4 | 4 | 13C8-PFOA | B9G0237-BSD1 LCSD 0.25 | 6.35e4 | 69.8 | NO |
| 5 | 5 | 13C9-PFNA | B9G0237-BSD1 LCSD 0.25 | 4.85e4 | 74.6 | NO |
| 6 | 6 | 13C4-PFOS | B9G0237-BSD1 LCSD 0.25 | 9.58e3 | 81.8 | NO |
| 7 | 7 | 13C6-PFDA | B9G0237-BSD1 LCSD 0.25 | 6.37e4 | 79.8 | NO |
| 8 | 8 | 13C7-PFUdA | B9G0237-BSD1 LCSD 0.25 | 7.54e4 | 78.9 | NO |

Dataset: Untitled

Last Altered: Sunday, July 28, 2019 12:55:48 Pacific Daylight Time
Printed: Sunday, July 28, 2019 12:59:28 Pacific Daylight Time

**Name: 190726M1_8, Date: 26-Jul-2019, Time: 09:41:42, ID: B9G0237-BLK1 Method Blank 0.25, Description: Method Blank**

| | # | Name | ID | Area | %Rec | Area Out |
|---|---|---|---|---|---|---|
| 1 | 1 | 13C4-PFBA | B9G0237-BLK1 Method Blank 0.25 | 3.03e4 | 119.1 | NO |
| 2 | 2 | 13C5-PFHxA | B9G0237-BLK1 Method Blank 0.25 | 5.43e4 | 73.2 | NO |
| 3 | 3 | 18O2-PFHxS | B9G0237-BLK1 Method Blank 0.25 | 3.90e3 | 82.0 | NO |
| 4 | 4 | 13C8-PFOA | B9G0237-BLK1 Method Blank 0.25 | 7.02e4 | 77.1 | NO |
| 5 | 5 | 13C9-PFNA | B9G0237-BLK1 Method Blank 0.25 | 4.97e4 | 76.5 | NO |
| 6 | 6 | 13C4-PFOS | B9G0237-BLK1 Method Blank 0.25 | 9.20e3 | 78.6 | NO |
| 7 | 7 | 13C6-PFDA | B9G0237-BLK1 Method Blank 0.25 | 6.47e4 | 81.1 | NO |
| 8 | 8 | 13C7-PFUdA | B9G0237-BLK1 Method Blank 0.25 | 8.02e4 | 84.0 | NO |

**Name: 190726M1_9, Date: 26-Jul-2019, Time: 09:52:20, ID: 1902204-01 PFC-AF-420-01-071819 0.11263, Description: PFC-AF-420-01-071819**

| | # | Name | ID | Area | %Rec | Area Out |
|---|---|---|---|---|---|---|
| 1 | 1 | 13C4-PFBA | 1902204-01 PFC-AF-420-01-071819 0.... | 1.38e4 | 54.2 | NO |
| 2 | 2 | 13C5-PFHxA | 1902204-01 PFC-AF-420-01-071819 0.... | 5.33e4 | 71.9 | NO |
| 3 | 3 | 18O2-PFHxS | 1902204-01 PFC-AF-420-01-071819 0.... | 4.05e3 | 85.2 | NO |
| 4 | 4 | 13C8-PFOA | 1902204-01 PFC-AF-420-01-071819 0.... | 7.18e4 | 78.9 | NO |
| 5 | 5 | 13C9-PFNA | 1902204-01 PFC-AF-420-01-071819 0.... | 5.28e4 | 81.2 | NO |
| 6 | 6 | 13C4-PFOS | 1902204-01 PFC-AF-420-01-071819 0.... | 8.72e3 | 74.5 | NO |
| 7 | 7 | 13C6-PFDA | 1902204-01 PFC-AF-420-01-071819 0.... | 6.68e4 | 83.7 | NO |
| 8 | 8 | 13C7-PFUdA | 1902204-01 PFC-AF-420-01-071819 0.... | 8.01e4 | 83.9 | NO |

**Name: 190726M1_10, Date: 26-Jul-2019, Time: 10:02:53, ID: IPA, Description: IPA**

| | # | Name | ID | Area | %Rec | Area Out |
|---|---|---|---|---|---|---|
| 1 | 1 | 13C4-PFBA | IPA | | | NO |
| 2 | 2 | 13C5-PFHxA | IPA | | | NO |
| 3 | 3 | 18O2-PFHxS | IPA | | | NO |
| 4 | 4 | 13C8-PFOA | IPA | | | NO |
| 5 | 5 | 13C9-PFNA | IPA | | | NO |
| 6 | 6 | 13C4-PFOS | IPA | | | NO |
| 7 | 7 | 13C6-PFDA | IPA | | | NO |
| 8 | 8 | 13C7-PFUdA | IPA | | | NO |

**Name: 190726M1_11, Date: 26-Jul-2019, Time: 10:13:32, ID: 1902222-01 WIN1907221220GGA 0.22274, Description: WIN1907221220GGA**

| | # | Name | ID | Area | %Rec | Area Out |
|---|---|---|---|---|---|---|
| 1 | 1 | 13C4-PFBA | 1902222-01 WIN1907221220GGA 0.22... | 2.64e4 | 104.1 | NO |
| 2 | 2 | 13C5-PFHxA | 1902222-01 WIN1907221220GGA 0.22... | 5.24e4 | 70.7 | NO |
| 3 | 3 | 18O2-PFHxS | 1902222-01 WIN1907221220GGA 0.22... | 3.62e3 | 76.3 | NO |
| 4 | 4 | 13C8-PFOA | 1902222-01 WIN1907221220GGA 0.22... | 6.67e4 | 73.3 | NO |
| 5 | 5 | 13C9-PFNA | 1902222-01 WIN1907221220GGA 0.22... | 4.67e4 | 71.8 | NO |
| 6 | 6 | 13C4-PFOS | 1902222-01 WIN1907221220GGA 0.22... | 6.98e3 | 59.6 | NO |
| 7 | 7 | 13C6-PFDA | 1902222-01 WIN1907221220GGA 0.22... | 6.21e4 | 77.8 | NO |
| 8 | 8 | 13C7-PFUdA | 1902222-01 WIN1907221220GGA 0.22... | 7.41e4 | 77.6 | NO |

Dataset: Untitled

Last Altered: Sunday, July 28, 2019 12:55:48 Pacific Daylight Time
Printed: Sunday, July 28, 2019 12:59:28 Pacific Daylight Time

**Name: 190726M1_12, Date: 26-Jul-2019, Time: 10:24:10, ID: 1902222-02 WMP1907221210GGA 0.23459, Description: WMP1907221210GGA**

| | # | Name | ID | Area | %Rec | Area Out |
|---|---|---|---|---|---|---|
| 1 | 1 | 13C4-PFBA | 1902222-02 WMP1907221210GGA 0.2... | 2.66e4 | 104.8 | NO |
| 2 | 2 | 13C5-PFHxA | 1902222-02 WMP1907221210GGA 0.2... | 5.11e4 | 68.9 | NO |
| 3 | 3 | 18O2-PFHxS | 1902222-02 WMP1907221210GGA 0.2... | 3.89e3 | 81.8 | NO |
| 4 | 4 | 13C8-PFOA | 1902222-02 WMP1907221210GGA 0.2... | 6.43e4 | 70.7 | NO |
| 5 | 5 | 13C9-PFNA | 1902222-02 WMP1907221210GGA 0.2... | 4.69e4 | 72.1 | NO |
| 6 | 6 | 13C4-PFOS | 1902222-02 WMP1907221210GGA 0.2... | 9.81e3 | 83.8 | NO |
| 7 | 7 | 13C6-PFDA | 1902222-02 WMP1907221210GGA 0.2... | 6.15e4 | 77.1 | NO |
| 8 | 8 | 13C7-PFUdA | 1902222-02 WMP1907221210GGA 0.2... | 7.35e4 | 77.0 | NO |

**Name: 190726M1_13, Date: 26-Jul-2019, Time: 10:34:43, ID: 1902222-03 WEF1907221215GGA 0.2448, Description: WEF1907221215GGA**

| | # | Name | ID | Area | %Rec | Area Out |
|---|---|---|---|---|---|---|
| 1 | 1 | 13C4-PFBA | 1902222-03 WEF1907221215GGA 0.24... | 3.06e4 | 120.4 | NO |
| 2 | 2 | 13C5-PFHxA | 1902222-03 WEF1907221215GGA 0.24... | 6.21e4 | 83.7 | NO |
| 3 | 3 | 18O2-PFHxS | 1902222-03 WEF1907221215GGA 0.24... | 4.86e3 | 102.2 | NO |
| 4 | 4 | 13C8-PFOA | 1902222-03 WEF1907221215GGA 0.24... | 8.33e4 | 91.6 | NO |
| 5 | 5 | 13C9-PFNA | 1902222-03 WEF1907221215GGA 0.24... | 5.66e4 | 87.1 | NO |
| 6 | 6 | 13C4-PFOS | 1902222-03 WEF1907221215GGA 0.24... | 1.14e4 | 97.5 | NO |
| 7 | 7 | 13C6-PFDA | 1902222-03 WEF1907221215GGA 0.24... | 7.61e4 | 95.4 | NO |
| 8 | 8 | 13C7-PFUdA | 1902222-03 WEF1907221215GGA 0.24... | 9.17e4 | 96.1 | NO |

**Name: 190726M1_14, Date: 26-Jul-2019, Time: 10:45:21, ID: B9G0224-BS1 OPR 0.125, Description: OPR**

| | # | Name | ID | Area | %Rec | Area Out |
|---|---|---|---|---|---|---|
| 1 | 1 | 13C4-PFBA | B9G0224-BS1 OPR 0.125 | 1.75e4 | 138.0 | NO |
| 2 | 2 | 13C5-PFHxA | B9G0224-BS1 OPR 0.125 | 3.48e4 | 93.9 | NO |
| 3 | 3 | 18O2-PFHxS | B9G0224-BS1 OPR 0.125 | 2.21e3 | 93.1 | NO |
| 4 | 4 | 13C8-PFOA | B9G0224-BS1 OPR 0.125 | 4.38e4 | 96.3 | NO |
| 5 | 5 | 13C9-PFNA | B9G0224-BS1 OPR 0.125 | 3.05e4 | 93.7 | NO |
| 6 | 6 | 13C4-PFOS | B9G0224-BS1 OPR 0.125 | 5.68e3 | 97.0 | NO |
| 7 | 7 | 13C6-PFDA | B9G0224-BS1 OPR 0.125 | 3.93e4 | 98.6 | NO |
| 8 | 8 | 13C7-PFUdA | B9G0224-BS1 OPR 0.125 | 4.88e4 | 102.2 | NO |

**Name: 190726M1_15, Date: 26-Jul-2019, Time: 10:55:54, ID: B9G0224-BSD1 LCSD 0.125, Description: LCSD**

| | # | Name | ID | Area | %Rec | Area Out |
|---|---|---|---|---|---|---|
| 1 | 1 | 13C4-PFBA | B9G0224-BSD1 LCSD 0.125 | 1.57e4 | 123.9 | NO |
| 2 | 2 | 13C5-PFHxA | B9G0224-BSD1 LCSD 0.125 | 3.14e4 | 84.6 | NO |
| 3 | 3 | 18O2-PFHxS | B9G0224-BSD1 LCSD 0.125 | 2.22e3 | 93.5 | NO |
| 4 | 4 | 13C8-PFOA | B9G0224-BSD1 LCSD 0.125 | 4.08e4 | 89.7 | NO |
| 5 | 5 | 13C9-PFNA | B9G0224-BSD1 LCSD 0.125 | 2.79e4 | 85.7 | NO |
| 6 | 6 | 13C4-PFOS | B9G0224-BSD1 LCSD 0.125 | 5.21e3 | 88.9 | NO |
| 7 | 7 | 13C6-PFDA | B9G0224-BSD1 LCSD 0.125 | 3.68e4 | 92.3 | NO |
| 8 | 8 | 13C7-PFUdA | B9G0224-BSD1 LCSD 0.125 | 4.44e4 | 93.0 | NO |

Dataset: Untitled

Last Altered: Sunday, July 28, 2019 12:55:48 Pacific Daylight Time
Printed: Sunday, July 28, 2019 12:59:28 Pacific Daylight Time

**Name: 190726M1_16, Date: 26-Jul-2019, Time: 11:06:33, ID: B9G0224-BLK1 Method Blank 0.125, Description: Method Blank**

| | # | Name | ID | Area | %Rec | Area Out |
|---|---|---|---|---|---|---|
| 1 | 1 | 13C4-PFBA | B9G0224-BLK1 Method Blank 0.125 | 1.63e4 | 128.0 | NO |
| 2 | 2 | 13C5-PFHxA | B9G0224-BLK1 Method Blank 0.125 | 3.21e4 | 86.5 | NO |
| 3 | 3 | 18O2-PFHxS | B9G0224-BLK1 Method Blank 0.125 | 2.46e3 | 103.5 | NO |
| 4 | 4 | 13C8-PFOA | B9G0224-BLK1 Method Blank 0.125 | 4.20e4 | 92.3 | NO |
| 5 | 5 | 13C9-PFNA | B9G0224-BLK1 Method Blank 0.125 | 2.82e4 | 86.8 | NO |
| 6 | 6 | 13C4-PFOS | B9G0224-BLK1 Method Blank 0.125 | 5.24e3 | 89.5 | NO |
| 7 | 7 | 13C6-PFDA | B9G0224-BLK1 Method Blank 0.125 | 3.71e4 | 93.1 | NO |
| 8 | 8 | 13C7-PFUdA | B9G0224-BLK1 Method Blank 0.125 | 4.28e4 | 89.7 | NO |

**Name: 190726M1_17, Date: 26-Jul-2019, Time: 11:17:06, ID: 1902158-01RE1 REEPAC1734FS 0.11358, Description: REEPAC1734FS**

| | # | Name | ID | Area | %Rec | Area Out |
|---|---|---|---|---|---|---|
| 1 | 1 | 13C4-PFBA | 1902158-01RE1 REEPAC1734FS 0.11... | 1.61e4 | 126.8 | NO |
| 2 | 2 | 13C5-PFHxA | 1902158-01RE1 REEPAC1734FS 0.11... | 3.00e4 | 80.8 | NO |
| 3 | 3 | 18O2-PFHxS | 1902158-01RE1 REEPAC1734FS 0.11... | 2.36e3 | 99.2 | NO |
| 4 | 4 | 13C8-PFOA | 1902158-01RE1 REEPAC1734FS 0.11... | 3.73e4 | 82.0 | NO |
| 5 | 5 | 13C9-PFNA | 1902158-01RE1 REEPAC1734FS 0.11... | 2.71e4 | 83.2 | NO |
| 6 | 6 | 13C4-PFOS | 1902158-01RE1 REEPAC1734FS 0.11... | 5.80e3 | 99.0 | NO |
| 7 | 7 | 13C6-PFDA | 1902158-01RE1 REEPAC1734FS 0.11... | 3.55e4 | 89.0 | NO |
| 8 | 8 | 13C7-PFUdA | 1902158-01RE1 REEPAC1734FS 0.11... | 3.91e4 | 81.8 | NO |

**Name: 190726M1_18, Date: 26-Jul-2019, Time: 11:27:45, ID: 1902189-06 EB-07152019-GW 0.1175, Description: EB-07152019-GW**

| | # | Name | ID | Area | %Rec | Area Out |
|---|---|---|---|---|---|---|
| 1 | 1 | 13C4-PFBA | 1902189-06 EB-07152019-GW 0.1175 | 1.48e4 | 116.3 | NO |
| 2 | 2 | 13C5-PFHxA | 1902189-06 EB-07152019-GW 0.1175 | 2.85e4 | 76.9 | NO |
| 3 | 3 | 18O2-PFHxS | 1902189-06 EB-07152019-GW 0.1175 | 2.12e3 | 89.3 | NO |
| 4 | 4 | 13C8-PFOA | 1902189-06 EB-07152019-GW 0.1175 | 3.62e4 | 79.7 | NO |
| 5 | 5 | 13C9-PFNA | 1902189-06 EB-07152019-GW 0.1175 | 2.61e4 | 80.3 | NO |
| 6 | 6 | 13C4-PFOS | 1902189-06 EB-07152019-GW 0.1175 | 5.39e3 | 92.1 | NO |
| 7 | 7 | 13C6-PFDA | 1902189-06 EB-07152019-GW 0.1175 | 3.28e4 | 82.1 | NO |
| 8 | 8 | 13C7-PFUdA | 1902189-06 EB-07152019-GW 0.1175 | 4.24e4 | 88.8 | NO |

**Name: 190726M1_19, Date: 26-Jul-2019, Time: 11:38:17, ID: 1902189-07 FRB-07152019 0.11592, Description: FRB-07152019**

| | # | Name | ID | Area | %Rec | Area Out |
|---|---|---|---|---|---|---|
| 1 | 1 | 13C4-PFBA | 1902189-07 FRB-07152019 0.11592 | 1.54e4 | 121.5 | NO |
| 2 | 2 | 13C5-PFHxA | 1902189-07 FRB-07152019 0.11592 | 2.88e4 | 77.7 | NO |
| 3 | 3 | 18O2-PFHxS | 1902189-07 FRB-07152019 0.11592 | 2.05e3 | 86.3 | NO |
| 4 | 4 | 13C8-PFOA | 1902189-07 FRB-07152019 0.11592 | 3.82e4 | 83.9 | NO |
| 5 | 5 | 13C9-PFNA | 1902189-07 FRB-07152019 0.11592 | 2.64e4 | 81.1 | NO |
| 6 | 6 | 13C4-PFOS | 1902189-07 FRB-07152019 0.11592 | 5.32e3 | 90.8 | NO |
| 7 | 7 | 13C6-PFDA | 1902189-07 FRB-07152019 0.11592 | 3.55e4 | 88.9 | NO |
| 8 | 8 | 13C7-PFUdA | 1902189-07 FRB-07152019 0.11592 | 4.25e4 | 89.1 | NO |

Dataset: Untitled

Last Altered: Sunday, July 28, 2019 12:55:48 Pacific Daylight Time
Printed: Sunday, July 28, 2019 12:59:28 Pacific Daylight Time

**Name: 190726M1_20, Date: 26-Jul-2019, Time: 11:48:55, ID: 1902189-11 EB-07162019-GW 0.11872, Description: EB-07162019-GW**

| | # | Name | ID | Area | %Rec | Area Out |
|---|---|---|---|---|---|---|
| 1 | 1 | 13C4-PFBA | 1902189-11 EB-07162019-GW 0.11872 | 1.60e4 | 126.3 | NO |
| 2 | 2 | 13C5-PFHxA | 1902189-11 EB-07162019-GW 0.11872 | 3.17e4 | 85.4 | NO |
| 3 | 3 | 18O2-PFHxS | 1902189-11 EB-07162019-GW 0.11872 | 2.28e3 | 96.1 | NO |
| 4 | 4 | 13C8-PFOA | 1902189-11 EB-07162019-GW 0.11872 | 4.22e4 | 92.7 | NO |
| 5 | 5 | 13C9-PFNA | 1902189-11 EB-07162019-GW 0.11872 | 3.04e4 | 93.5 | NO |
| 6 | 6 | 13C4-PFOS | 1902189-11 EB-07162019-GW 0.11872 | 5.77e3 | 98.5 | NO |
| 7 | 7 | 13C6-PFDA | 1902189-11 EB-07162019-GW 0.11872 | 4.00e4 | 100.1 | NO |
| 8 | 8 | 13C7-PFUdA | 1902189-11 EB-07162019-GW 0.11872 | 4.86e4 | 101.8 | NO |

**Name: 190726M1_21, Date: 26-Jul-2019, Time: 11:59:28, ID: 1902189-13 FRB-07162019 0.11698, Description: FRB-07162019**

| | # | Name | ID | Area | %Rec | Area Out |
|---|---|---|---|---|---|---|
| 1 | 1 | 13C4-PFBA | 1902189-13 FRB-07162019 0.11698 | 1.64e4 | 129.0 | NO |
| 2 | 2 | 13C5-PFHxA | 1902189-13 FRB-07162019 0.11698 | 3.20e4 | 86.1 | NO |
| 3 | 3 | 18O2-PFHxS | 1902189-13 FRB-07162019 0.11698 | 2.31e3 | 97.4 | NO |
| 4 | 4 | 13C8-PFOA | 1902189-13 FRB-07162019 0.11698 | 4.06e4 | 89.3 | NO |
| 5 | 5 | 13C9-PFNA | 1902189-13 FRB-07162019 0.11698 | 2.87e4 | 88.2 | NO |
| 6 | 6 | 13C4-PFOS | 1902189-13 FRB-07162019 0.11698 | 5.45e3 | 93.0 | NO |
| 7 | 7 | 13C6-PFDA | 1902189-13 FRB-07162019 0.11698 | 3.68e4 | 92.3 | NO |
| 8 | 8 | 13C7-PFUdA | 1902189-13 FRB-07162019 0.11698 | 4.57e4 | 95.8 | NO |

**Name: 190726M1_22, Date: 26-Jul-2019, Time: 12:10:07, ID: 1902189-14 EB-07162019 0.11868, Description: EB-07162019**

| | # | Name | ID | Area | %Rec | Area Out |
|---|---|---|---|---|---|---|
| 1 | 1 | 13C4-PFBA | 1902189-14 EB-07162019 0.11868 | 1.33e4 | 104.5 | NO |
| 2 | 2 | 13C5-PFHxA | 1902189-14 EB-07162019 0.11868 | 2.57e4 | 69.2 | NO |
| 3 | 3 | 18O2-PFHxS | 1902189-14 EB-07162019 0.11868 | 1.98e3 | 83.5 | NO |
| 4 | 4 | 13C8-PFOA | 1902189-14 EB-07162019 0.11868 | 3.46e4 | 76.0 | NO |
| 5 | 5 | 13C9-PFNA | 1902189-14 EB-07162019 0.11868 | 2.39e4 | 73.4 | NO |
| 6 | 6 | 13C4-PFOS | 1902189-14 EB-07162019 0.11868 | 4.88e3 | 83.4 | NO |
| 7 | 7 | 13C6-PFDA | 1902189-14 EB-07162019 0.11868 | 3.11e4 | 78.0 | NO |
| 8 | 8 | 13C7-PFUdA | 1902189-14 EB-07162019 0.11868 | 4.06e4 | 85.1 | NO |

**Name: 190726M1_23, Date: 26-Jul-2019, Time: 12:20:39, ID: 1902189-19 FRB-07172019 0.1221, Description: FRB-07172019**

| | # | Name | ID | Area | %Rec | Area Out |
|---|---|---|---|---|---|---|
| 1 | 1 | 13C4-PFBA | 1902189-19 FRB-07172019 0.1221 | 1.32e4 | 104.1 | NO |
| 2 | 2 | 13C5-PFHxA | 1902189-19 FRB-07172019 0.1221 | 2.62e4 | 70.7 | NO |
| 3 | 3 | 18O2-PFHxS | 1902189-19 FRB-07172019 0.1221 | 2.04e3 | 86.0 | NO |
| 4 | 4 | 13C8-PFOA | 1902189-19 FRB-07172019 0.1221 | 3.32e4 | 73.0 | NO |
| 5 | 5 | 13C9-PFNA | 1902189-19 FRB-07172019 0.1221 | 2.47e4 | 75.9 | NO |
| 6 | 6 | 13C4-PFOS | 1902189-19 FRB-07172019 0.1221 | 4.58e3 | 78.2 | NO |
| 7 | 7 | 13C6-PFDA | 1902189-19 FRB-07172019 0.1221 | 3.22e4 | 80.8 | NO |
| 8 | 8 | 13C7-PFUdA | 1902189-19 FRB-07172019 0.1221 | 3.97e4 | 83.1 | NO |

Dataset: Untitled

Last Altered: Sunday, July 28, 2019 12:55:48 Pacific Daylight Time
Printed: Sunday, July 28, 2019 12:59:28 Pacific Daylight Time

**Name: 190726M1_24, Date: 26-Jul-2019, Time: 12:31:18, ID: 1902189-20 EB-07172019 0.11988, Description: EB-07172019**

| | # | Name | ID | Area | %Rec | Area Out |
|---|---|---|---|---|---|---|
| 1 | 1 | 13C4-PFBA | 1902189-20 EB-07172019 0.11988 | 1.48e4 | 116.3 | NO |
| 2 | 2 | 13C5-PFHxA | 1902189-20 EB-07172019 0.11988 | 2.91e4 | 78.5 | NO |
| 3 | 3 | 18O2-PFHxS | 1902189-20 EB-07172019 0.11988 | 2.17e3 | 91.2 | NO |
| 4 | 4 | 13C8-PFOA | 1902189-20 EB-07172019 0.11988 | 3.70e4 | 81.2 | NO |
| 5 | 5 | 13C9-PFNA | 1902189-20 EB-07172019 0.11988 | 2.71e4 | 83.3 | NO |
| 6 | 6 | 13C4-PFOS | 1902189-20 EB-07172019 0.11988 | 4.97e3 | 84.8 | NO |
| 7 | 7 | 13C6-PFDA | 1902189-20 EB-07172019 0.11988 | 3.55e4 | 89.0 | NO |
| 8 | 8 | 13C7-PFUdA | 1902189-20 EB-07172019 0.11988 | 4.20e4 | 88.1 | NO |

**Name: 190726M1_25, Date: 26-Jul-2019, Time: 12:41:56, ID: IPA, Description: IPA**

| | # | Name | ID | Area | %Rec | Area Out |
|---|---|---|---|---|---|---|
| 1 | 1 | 13C4-PFBA | IPA | | | NO |
| 2 | 2 | 13C5-PFHxA | IPA | | | NO |
| 3 | 3 | 18O2-PFHxS | IPA | | | NO |
| 4 | 4 | 13C8-PFOA | IPA | | | NO |
| 5 | 5 | 13C9-PFNA | IPA | | | NO |
| 6 | 6 | 13C4-PFOS | IPA | | | NO |
| 7 | 7 | 13C6-PFDA | IPA | | | NO |
| 8 | 8 | 13C7-PFUdA | IPA | | | NO |

**Name: 190726M1_26, Date: 26-Jul-2019, Time: 12:52:29, ID: ST190726M1-2 PFC CS3 19G1106, Description: PFC CS3 19G1106**

| | # | Name | ID | Area | %Rec | Area Out |
|---|---|---|---|---|---|---|
| 1 | 1 | 13C4-PFBA | ST190726M1-2 PFC CS3 19G1106 | | | NO |
| 2 | 2 | 13C5-PFHxA | ST190726M1-2 PFC CS3 19G1106 | | | NO |
| 3 | 3 | 18O2-PFHxS | ST190726M1-2 PFC CS3 19G1106 | | | NO |
| 4 | 4 | 13C8-PFOA | ST190726M1-2 PFC CS3 19G1106 | | | NO |
| 5 | 5 | 13C9-PFNA | ST190726M1-2 PFC CS3 19G1106 | | | NO |
| 6 | 6 | 13C4-PFOS | ST190726M1-2 PFC CS3 19G1106 | | | NO |
| 7 | 7 | 13C6-PFDA | ST190726M1-2 PFC CS3 19G1106 | | | NO |
| 8 | 8 | 13C7-PFUdA | ST190726M1-2 PFC CS3 19G1106 | | | NO |

**Name: 190726M1_27, Date: 26-Jul-2019, Time: 13:03:08, ID: IPA, Description: IPA**

| | # | Name | ID | Area | %Rec | Area Out |
|---|---|---|---|---|---|---|
| 1 | 1 | 13C4-PFBA | IPA | | | NO |
| 2 | 2 | 13C5-PFHxA | IPA | | | NO |
| 3 | 3 | 18O2-PFHxS | IPA | | | NO |
| 4 | 4 | 13C8-PFOA | IPA | | | NO |
| 5 | 5 | 13C9-PFNA | IPA | | | NO |
| 6 | 6 | 13C4-PFOS | IPA | | | NO |
| 7 | 7 | 13C6-PFDA | IPA | | | NO |
| 8 | 8 | 13C7-PFUdA | IPA | | | NO |

Dataset: Untitled

Last Altered: Sunday, July 28, 2019 12:55:48 Pacific Daylight Time
Printed: Sunday, July 28, 2019 12:59:28 Pacific Daylight Time

**Name: 190726M1_28, Date: 26-Jul-2019, Time: 13:14:37, ID: ST190726M1-3 PFC CS3 19G1106, Description: PFC CS3 19G1106**

| | # | Name | ID | Area | %Rec | Area Out |
|---|---|---|---|---|---|---|
| 1 | 1 | 13C4-PFBA | ST190726M1-3 PFC CS3 19G1106 | 9.41e3 | 74.1 | NO |
| 2 | 2 | 13C5-PFHxA | ST190726M1-3 PFC CS3 19G1106 | 2.78e4 | 74.9 | NO |
| 3 | 3 | 18O2-PFHxS | ST190726M1-3 PFC CS3 19G1106 | 1.81e3 | 76.1 | NO |
| 4 | 4 | 13C8-PFOA | ST190726M1-3 PFC CS3 19G1106 | 3.39e4 | 74.5 | NO |
| 5 | 5 | 13C9-PFNA | ST190726M1-3 PFC CS3 19G1106 | 2.41e4 | 74.2 | NO |
| 6 | 6 | 13C4-PFOS | ST190726M1-3 PFC CS3 19G1106 | 4.29e3 | 73.2 | NO |
| 7 | 7 | 13C6-PFDA | ST190726M1-3 PFC CS3 19G1106 | 3.21e4 | 80.3 | NO |
| 8 | 8 | 13C7-PFUdA | ST190726M1-3 PFC CS3 19G1106 | 3.72e4 | 78.0 | NO |

**Name: 190726M1_29, Date: 26-Jul-2019, Time: 13:25:15, ID: IPA, Description: IPA**

| | # | Name | ID | Area | %Rec | Area Out |
|---|---|---|---|---|---|---|
| 1 | 1 | 13C4-PFBA | IPA | | | NO |
| 2 | 2 | 13C5-PFHxA | IPA | | | NO |
| 3 | 3 | 18O2-PFHxS | IPA | | | NO |
| 4 | 4 | 13C8-PFOA | IPA | | | NO |
| 5 | 5 | 13C9-PFNA | IPA | | | NO |
| 6 | 6 | 13C4-PFOS | IPA | | | NO |
| 7 | 7 | 13C6-PFDA | IPA | | | NO |
| 8 | 8 | 13C7-PFUdA | IPA | | | NO |

**Name: 190726M1_30, Date: 26-Jul-2019, Time: 13:35:51, ID: B9G0229-BS1 OPR 1, Description: OPR**

| | # | Name | ID | Area | %Rec | Area Out |
|---|---|---|---|---|---|---|
| 1 | 1 | 13C4-PFBA | B9G0229-BS1 OPR 1 | 1.13e4 | 88.6 | NO |
| 2 | 2 | 13C5-PFHxA | B9G0229-BS1 OPR 1 | 2.41e4 | 65.1 | NO |
| 3 | 3 | 18O2-PFHxS | B9G0229-BS1 OPR 1 | 1.92e3 | 80.8 | NO |
| 4 | 4 | 13C8-PFOA | B9G0229-BS1 OPR 1 | 3.36e4 | 73.9 | NO |
| 5 | 5 | 13C9-PFNA | B9G0229-BS1 OPR 1 | 2.28e4 | 70.1 | NO |
| 6 | 6 | 13C4-PFOS | B9G0229-BS1 OPR 1 | 4.41e3 | 75.3 | NO |
| 7 | 7 | 13C6-PFDA | B9G0229-BS1 OPR 1 | 2.92e4 | 73.1 | NO |
| 8 | 8 | 13C7-PFUdA | B9G0229-BS1 OPR 1 | 3.06e4 | 64.2 | NO |

**Name: 190726M1_31, Date: 26-Jul-2019, Time: 13:46:26, ID: B9G0229-BSD1 LCSD 1, Description: LCSD**

| | # | Name | ID | Area | %Rec | Area Out |
|---|---|---|---|---|---|---|
| 1 | 1 | 13C4-PFBA | B9G0229-BSD1 LCSD 1 | 1.34e4 | 105.8 | NO |
| 2 | 2 | 13C5-PFHxA | B9G0229-BSD1 LCSD 1 | 2.67e4 | 72.1 | NO |
| 3 | 3 | 18O2-PFHxS | B9G0229-BSD1 LCSD 1 | 2.04e3 | 86.0 | NO |
| 4 | 4 | 13C8-PFOA | B9G0229-BSD1 LCSD 1 | 3.44e4 | 75.5 | NO |
| 5 | 5 | 13C9-PFNA | B9G0229-BSD1 LCSD 1 | 2.42e4 | 74.4 | NO |
| 6 | 6 | 13C4-PFOS | B9G0229-BSD1 LCSD 1 | 4.62e3 | 78.9 | NO |
| 7 | 7 | 13C6-PFDA | B9G0229-BSD1 LCSD 1 | 3.07e4 | 76.8 | NO |
| 8 | 8 | 13C7-PFUdA | B9G0229-BSD1 LCSD 1 | 3.44e4 | 72.0 | NO |

Dataset: Untitled

Last Altered: Sunday, July 28, 2019 12:55:48 Pacific Daylight Time
Printed: Sunday, July 28, 2019 12:59:28 Pacific Daylight Time

**Name: 190726M1_32, Date: 26-Jul-2019, Time: 13:57:00, ID: B9G0229-BLK1 Method Blank 1, Description: Method Blank**

| | # | Name | ID | Area | %Rec | Area Out |
|---|---|---|---|---|---|---|
| 1 | 1 | 13C4-PFBA | B9G0229-BLK1 Method Blank 1 | 1.22e4 | 96.4 | NO |
| 2 | 2 | 13C5-PFHxA | B9G0229-BLK1 Method Blank 1 | 2.48e4 | 67.0 | NO |
| 3 | 3 | 18O2-PFHxS | B9G0229-BLK1 Method Blank 1 | 1.97e3 | 83.1 | NO |
| 4 | 4 | 13C8-PFOA | B9G0229-BLK1 Method Blank 1 | 3.19e4 | 70.1 | NO |
| 5 | 5 | 13C9-PFNA | B9G0229-BLK1 Method Blank 1 | 2.19e4 | 67.4 | NO |
| 6 | 6 | 13C4-PFOS | B9G0229-BLK1 Method Blank 1 | 4.25e3 | 72.6 | NO |
| 7 | 7 | 13C6-PFDA | B9G0229-BLK1 Method Blank 1 | 2.87e4 | 72.0 | NO |
| 8 | 8 | 13C7-PFUdA | B9G0229-BLK1 Method Blank 1 | 3.41e4 | 71.4 | NO |

**Name: 190726M1_33, Date: 26-Jul-2019, Time: 14:07:38, ID: B9G0229-MS1 Matrix Spike 1.03, Description: Matrix Spike**

| | # | Name | ID | Area | %Rec | Area Out |
|---|---|---|---|---|---|---|
| 1 | 1 | 13C4-PFBA | B9G0229-MS1 Matrix Spike 1.03 | 1.45e4 | 113.8 | NO |
| 2 | 2 | 13C5-PFHxA | B9G0229-MS1 Matrix Spike 1.03 | 2.81e4 | 75.7 | NO |
| 3 | 3 | 18O2-PFHxS | B9G0229-MS1 Matrix Spike 1.03 | 2.15e3 | 90.7 | NO |
| 4 | 4 | 13C8-PFOA | B9G0229-MS1 Matrix Spike 1.03 | 3.62e4 | 79.5 | NO |
| 5 | 5 | 13C9-PFNA | B9G0229-MS1 Matrix Spike 1.03 | 2.47e4 | 75.9 | NO |
| 6 | 6 | 13C4-PFOS | B9G0229-MS1 Matrix Spike 1.03 | 4.72e3 | 80.6 | NO |
| 7 | 7 | 13C6-PFDA | B9G0229-MS1 Matrix Spike 1.03 | 2.78e4 | 69.7 | NO |
| 8 | 8 | 13C7-PFUdA | B9G0229-MS1 Matrix Spike 1.03 | 2.72e4 | 57.1 | NO |

**Name: 190726M1_34, Date: 26-Jul-2019, Time: 14:18:11, ID: B9G0229-MSD1 Matrix Spike Dup 1.39, Description: Matrix Spike Dup**

| | # | Name | ID | Area | %Rec | Area Out |
|---|---|---|---|---|---|---|
| 1 | 1 | 13C4-PFBA | B9G0229-MSD1 Matrix Spike Dup 1.39 | 1.52e4 | 119.7 | NO |
| 2 | 2 | 13C5-PFHxA | B9G0229-MSD1 Matrix Spike Dup 1.39 | 3.04e4 | 81.8 | NO |
| 3 | 3 | 18O2-PFHxS | B9G0229-MSD1 Matrix Spike Dup 1.39 | 2.27e3 | 95.7 | NO |
| 4 | 4 | 13C8-PFOA | B9G0229-MSD1 Matrix Spike Dup 1.39 | 3.98e4 | 87.5 | NO |
| 5 | 5 | 13C9-PFNA | B9G0229-MSD1 Matrix Spike Dup 1.39 | 2.77e4 | 85.1 | NO |
| 6 | 6 | 13C4-PFOS | B9G0229-MSD1 Matrix Spike Dup 1.39 | 5.40e3 | 92.2 | NO |
| 7 | 7 | 13C6-PFDA | B9G0229-MSD1 Matrix Spike Dup 1.39 | 3.53e4 | 88.5 | NO |
| 8 | 8 | 13C7-PFUdA | B9G0229-MSD1 Matrix Spike Dup 1.39 | 3.97e4 | 83.2 | NO |

**Name: 190726M1_35, Date: 26-Jul-2019, Time: 14:28:50, ID: 1902048-16 B96-PFAS-SB76-6-8-070819 1.1, Description: B96-PFAS-SB76-6-8-070819**

| | # | Name | ID | Area | %Rec | Area Out |
|---|---|---|---|---|---|---|
| 1 | 1 | 13C4-PFBA | 1902048-16 B96-PFAS-SB76-6-8-0708... | 1.46e4 | 114.7 | NO |
| 2 | 2 | 13C5-PFHxA | 1902048-16 B96-PFAS-SB76-6-8-0708... | 2.85e4 | 76.8 | NO |
| 3 | 3 | 18O2-PFHxS | 1902048-16 B96-PFAS-SB76-6-8-0708... | 2.26e3 | 95.3 | NO |
| 4 | 4 | 13C8-PFOA | 1902048-16 B96-PFAS-SB76-6-8-0708... | 3.74e4 | 82.2 | NO |
| 5 | 5 | 13C9-PFNA | 1902048-16 B96-PFAS-SB76-6-8-0708... | 2.60e4 | 79.9 | NO |
| 6 | 6 | 13C4-PFOS | 1902048-16 B96-PFAS-SB76-6-8-0708... | 4.71e3 | 80.5 | NO |
| 7 | 7 | 13C6-PFDA | 1902048-16 B96-PFAS-SB76-6-8-0708... | 3.09e4 | 77.5 | NO |
| 8 | 8 | 13C7-PFUdA | 1902048-16 B96-PFAS-SB76-6-8-0708... | 3.06e4 | 64.2 | NO |

Dataset: Untitled

Last Altered: Sunday, July 28, 2019 12:55:48 Pacific Daylight Time
Printed: Sunday, July 28, 2019 12:59:28 Pacific Daylight Time

**Name: 190726M1_36, Date: 26-Jul-2019, Time: 14:39:29, ID: 1902048-17 B96-PFAS-SB18-6.5-8.5-070819 1.08, Description: B96-PFAS-SB18-6.5-8.5-070819**

| | # | Name | ID | Area | %Rec | Area Out |
|---|---|---|---|---|---|---|
| 1 | 1 | 13C4-PFBA | 1902048-17 B96-PFAS-SB18-6.5-8.5-0... | 1.28e4 | 101.1 | NO |
| 2 | 2 | 13C5-PFHxA | 1902048-17 B96-PFAS-SB18-6.5-8.5-0... | 2.74e4 | 73.8 | NO |
| 3 | 3 | 18O2-PFHxS | 1902048-17 B96-PFAS-SB18-6.5-8.5-0... | 2.13e3 | 89.6 | NO |
| 4 | 4 | 13C8-PFOA | 1902048-17 B96-PFAS-SB18-6.5-8.5-0... | 3.58e4 | 78.6 | NO |
| 5 | 5 | 13C9-PFNA | 1902048-17 B96-PFAS-SB18-6.5-8.5-0... | 2.54e4 | 78.2 | NO |
| 6 | 6 | 13C4-PFOS | 1902048-17 B96-PFAS-SB18-6.5-8.5-0... | 4.97e3 | 84.9 | NO |
| 7 | 7 | 13C6-PFDA | 1902048-17 B96-PFAS-SB18-6.5-8.5-0... | 3.22e4 | 80.6 | NO |
| 8 | 8 | 13C7-PFUdA | 1902048-17 B96-PFAS-SB18-6.5-8.5-0... | 3.66e4 | 76.6 | NO |

**Name: 190726M1_37, Date: 26-Jul-2019, Time: 14:50:01, ID: 1902048-18 DUP07-070819 1.08, Description: DUP07-070819**

| | # | Name | ID | Area | %Rec | Area Out |
|---|---|---|---|---|---|---|
| 1 | 1 | 13C4-PFBA | 1902048-18 DUP07-070819 1.08 | 1.31e4 | 102.7 | NO |
| 2 | 2 | 13C5-PFHxA | 1902048-18 DUP07-070819 1.08 | 2.71e4 | 73.1 | NO |
| 3 | 3 | 18O2-PFHxS | 1902048-18 DUP07-070819 1.08 | 2.13e3 | 89.9 | NO |
| 4 | 4 | 13C8-PFOA | 1902048-18 DUP07-070819 1.08 | 3.45e4 | 75.8 | NO |
| 5 | 5 | 13C9-PFNA | 1902048-18 DUP07-070819 1.08 | 2.50e4 | 77.0 | NO |
| 6 | 6 | 13C4-PFOS | 1902048-18 DUP07-070819 1.08 | 4.63e3 | 79.0 | NO |
| 7 | 7 | 13C6-PFDA | 1902048-18 DUP07-070819 1.08 | 2.96e4 | 74.1 | NO |
| 8 | 8 | 13C7-PFUdA | 1902048-18 DUP07-070819 1.08 | 2.69e4 | 56.3 | NO |

**Name: 190726M1_38, Date: 26-Jul-2019, Time: 15:00:31, ID: 1902048-19 B96-PFAS-SB23-6-8-070819 1.19, Description: B96-PFAS-SB23-6-8-070819**

| | # | Name | ID | Area | %Rec | Area Out |
|---|---|---|---|---|---|---|
| 1 | 1 | 13C4-PFBA | 1902048-19 B96-PFAS-SB23-6-8-0708... | 1.39e4 | 109.5 | NO |
| 2 | 2 | 13C5-PFHxA | 1902048-19 B96-PFAS-SB23-6-8-0708... | 2.91e4 | 78.4 | NO |
| 3 | 3 | 18O2-PFHxS | 1902048-19 B96-PFAS-SB23-6-8-0708... | 2.15e3 | 90.6 | NO |
| 4 | 4 | 13C8-PFOA | 1902048-19 B96-PFAS-SB23-6-8-0708... | 3.57e4 | 78.5 | NO |
| 5 | 5 | 13C9-PFNA | 1902048-19 B96-PFAS-SB23-6-8-0708... | 2.50e4 | 76.8 | NO |
| 6 | 6 | 13C4-PFOS | 1902048-19 B96-PFAS-SB23-6-8-0708... | 4.70e3 | 80.2 | NO |
| 7 | 7 | 13C6-PFDA | 1902048-19 B96-PFAS-SB23-6-8-0708... | 2.85e4 | 71.3 | NO |
| 8 | 8 | 13C7-PFUdA | 1902048-19 B96-PFAS-SB23-6-8-0708... | 2.15e4 | 45.0 | YES |

**Name: 190726M1_39, Date: 26-Jul-2019, Time: 15:11:10, ID: 1902048-20 B96-PFAS-SB24-6.5-8.5-070819 1.17, Description: B96-PFAS-SB24-6.5-8.5-070819**

| | # | Name | ID | Area | %Rec | Area Out |
|---|---|---|---|---|---|---|
| 1 | 1 | 13C4-PFBA | 1902048-20 B96-PFAS-SB24-6.5-8.5-0... | 1.29e4 | 101.3 | NO |
| 2 | 2 | 13C5-PFHxA | 1902048-20 B96-PFAS-SB24-6.5-8.5-0... | 2.75e4 | 74.0 | NO |
| 3 | 3 | 18O2-PFHxS | 1902048-20 B96-PFAS-SB24-6.5-8.5-0... | 2.07e3 | 87.3 | NO |
| 4 | 4 | 13C8-PFOA | 1902048-20 B96-PFAS-SB24-6.5-8.5-0... | 3.66e4 | 80.4 | NO |
| 5 | 5 | 13C9-PFNA | 1902048-20 B96-PFAS-SB24-6.5-8.5-0... | 2.47e4 | 75.9 | NO |
| 6 | 6 | 13C4-PFOS | 1902048-20 B96-PFAS-SB24-6.5-8.5-0... | 4.85e3 | 82.8 | NO |
| 7 | 7 | 13C6-PFDA | 1902048-20 B96-PFAS-SB24-6.5-8.5-0... | 3.26e4 | 81.7 | NO |
| 8 | 8 | 13C7-PFUdA | 1902048-20 B96-PFAS-SB24-6.5-8.5-0... | 3.75e4 | 78.6 | NO |

Dataset: Untitled

Last Altered: Sunday, July 28, 2019 12:55:48 Pacific Daylight Time
Printed: Sunday, July 28, 2019 12:59:28 Pacific Daylight Time

**Name: 190726M1_40, Date: 26-Jul-2019, Time: 15:21:42, ID: 1902049-01 B96-PFAS-SB75-7.5-9.5-070819 1.23, Description: B96-PFAS-SB75-7.5-9.5-070819**

| | # | Name | ID | Area | %Rec | Area Out |
|---|---|---|---|---|---|---|
| 1 | 1 | 13C4-PFBA | 1902049-01 B96-PFAS-SB75-7.5-9.5-0... | 1.20e4 | 94.8 | NO |
| 2 | 2 | 13C5-PFHxA | 1902049-01 B96-PFAS-SB75-7.5-9.5-0... | 2.29e4 | 61.7 | NO |
| 3 | 3 | 18O2-PFHxS | 1902049-01 B96-PFAS-SB75-7.5-9.5-0... | 1.81e3 | 76.4 | NO |
| 4 | 4 | 13C8-PFOA | 1902049-01 B96-PFAS-SB75-7.5-9.5-0... | 3.14e4 | 69.0 | NO |
| 5 | 5 | 13C9-PFNA | 1902049-01 B96-PFAS-SB75-7.5-9.5-0... | 2.25e4 | 69.2 | NO |
| 6 | 6 | 13C4-PFOS | 1902049-01 B96-PFAS-SB75-7.5-9.5-0... | 4.30e3 | 73.4 | NO |
| 7 | 7 | 13C6-PFDA | 1902049-01 B96-PFAS-SB75-7.5-9.5-0... | 2.91e4 | 73.0 | NO |
| 8 | 8 | 13C7-PFUdA | 1902049-01 B96-PFAS-SB75-7.5-9.5-0... | 3.42e4 | 71.6 | NO |

**Name: 190726M1_41, Date: 26-Jul-2019, Time: 15:32:20, ID: 1902049-02 B96-PFAS-SB44-6.5-8.5-070819 1.18, Description: B96-PFAS-SB44-6.5-8.5-070819**

| | # | Name | ID | Area | %Rec | Area Out |
|---|---|---|---|---|---|---|
| 1 | 1 | 13C4-PFBA | 1902049-02 B96-PFAS-SB44-6.5-8.5-0... | 1.21e4 | 95.3 | NO |
| 2 | 2 | 13C5-PFHxA | 1902049-02 B96-PFAS-SB44-6.5-8.5-0... | 2.42e4 | 65.3 | NO |
| 3 | 3 | 18O2-PFHxS | 1902049-02 B96-PFAS-SB44-6.5-8.5-0... | 1.82e3 | 76.7 | NO |
| 4 | 4 | 13C8-PFOA | 1902049-02 B96-PFAS-SB44-6.5-8.5-0... | 3.25e4 | 71.5 | NO |
| 5 | 5 | 13C9-PFNA | 1902049-02 B96-PFAS-SB44-6.5-8.5-0... | 2.33e4 | 71.8 | NO |
| 6 | 6 | 13C4-PFOS | 1902049-02 B96-PFAS-SB44-6.5-8.5-0... | 4.31e3 | 73.7 | NO |
| 7 | 7 | 13C6-PFDA | 1902049-02 B96-PFAS-SB44-6.5-8.5-0... | 3.06e4 | 76.8 | NO |
| 8 | 8 | 13C7-PFUdA | 1902049-02 B96-PFAS-SB44-6.5-8.5-0... | 3.58e4 | 75.0 | NO |

**Name: 190726M1_42, Date: 26-Jul-2019, Time: 15:42:53, ID: 1902049-04 B96-PFAS-SB47-10-15-070919 1.28, Description: B96-PFAS-SB47-10-15-070919**

| | # | Name | ID | Area | %Rec | Area Out |
|---|---|---|---|---|---|---|
| 1 | 1 | 13C4-PFBA | 1902049-04 B96-PFAS-SB47-10-15-07... | 1.35e4 | 106.1 | NO |
| 2 | 2 | 13C5-PFHxA | 1902049-04 B96-PFAS-SB47-10-15-07... | 2.71e4 | 72.9 | NO |
| 3 | 3 | 18O2-PFHxS | 1902049-04 B96-PFAS-SB47-10-15-07... | 1.94e3 | 81.6 | NO |
| 4 | 4 | 13C8-PFOA | 1902049-04 B96-PFAS-SB47-10-15-07... | 3.54e4 | 77.8 | NO |
| 5 | 5 | 13C9-PFNA | 1902049-04 B96-PFAS-SB47-10-15-07... | 2.41e4 | 74.2 | NO |
| 6 | 6 | 13C4-PFOS | 1902049-04 B96-PFAS-SB47-10-15-07... | 4.62e3 | 78.9 | NO |
| 7 | 7 | 13C6-PFDA | 1902049-04 B96-PFAS-SB47-10-15-07... | 3.26e4 | 81.7 | NO |
| 8 | 8 | 13C7-PFUdA | 1902049-04 B96-PFAS-SB47-10-15-07... | 3.79e4 | 79.5 | NO |

**Name: 190726M1_43, Date: 26-Jul-2019, Time: 15:53:32, ID: 1902049-05 B96-PFAS-SB46-7-9-070919 1.23, Description: B96-PFAS-SB46-7-9-070919**

| | # | Name | ID | Area | %Rec | Area Out |
|---|---|---|---|---|---|---|
| 1 | 1 | 13C4-PFBA | 1902049-05 B96-PFAS-SB46-7-9-0709... | 1.37e4 | 107.5 | NO |
| 2 | 2 | 13C5-PFHxA | 1902049-05 B96-PFAS-SB46-7-9-0709... | 2.80e4 | 75.4 | NO |
| 3 | 3 | 18O2-PFHxS | 1902049-05 B96-PFAS-SB46-7-9-0709... | 1.94e3 | 81.5 | NO |
| 4 | 4 | 13C8-PFOA | 1902049-05 B96-PFAS-SB46-7-9-0709... | 3.51e4 | 77.2 | NO |
| 5 | 5 | 13C9-PFNA | 1902049-05 B96-PFAS-SB46-7-9-0709... | 2.40e4 | 73.9 | NO |
| 6 | 6 | 13C4-PFOS | 1902049-05 B96-PFAS-SB46-7-9-0709... | 4.38e3 | 74.9 | NO |
| 7 | 7 | 13C6-PFDA | 1902049-05 B96-PFAS-SB46-7-9-0709... | 3.16e4 | 79.1 | NO |
| 8 | 8 | 13C7-PFUdA | 1902049-05 B96-PFAS-SB46-7-9-0709... | 3.62e4 | 75.9 | NO |

Dataset: Untitled

Last Altered: Sunday, July 28, 2019 12:55:48 Pacific Daylight Time
Printed: Sunday, July 28, 2019 12:59:28 Pacific Daylight Time

**Name: 190726M1_44, Date: 26-Jul-2019, Time: 16:04:05, ID: 1902049-06 DUP08-070919 1.35, Description: DUP08-070919**

| | # | Name | ID | Area | %Rec | Area Out |
|---|---|---|---|---|---|---|
| 1 | 1 | 13C4-PFBA | 1902049-06 DUP08-070919 1.35 | 1.29e4 | 101.3 | NO |
| 2 | 2 | 13C5-PFHxA | 1902049-06 DUP08-070919 1.35 | 2.57e4 | 69.4 | NO |
| 3 | 3 | 18O2-PFHxS | 1902049-06 DUP08-070919 1.35 | 1.79e3 | 75.3 | NO |
| 4 | 4 | 13C8-PFOA | 1902049-06 DUP08-070919 1.35 | 3.35e4 | 73.7 | NO |
| 5 | 5 | 13C9-PFNA | 1902049-06 DUP08-070919 1.35 | 2.23e4 | 68.7 | NO |
| 6 | 6 | 13C4-PFOS | 1902049-06 DUP08-070919 1.35 | 3.88e3 | 66.3 | NO |
| 7 | 7 | 13C6-PFDA | 1902049-06 DUP08-070919 1.35 | 2.87e4 | 71.9 | NO |
| 8 | 8 | 13C7-PFUdA | 1902049-06 DUP08-070919 1.35 | 3.22e4 | 67.5 | NO |

**Name: 190726M1_45, Date: 26-Jul-2019, Time: 16:14:43, ID: IPA, Description: IPA**

| | # | Name | ID | Area | %Rec | Area Out |
|---|---|---|---|---|---|---|
| 1 | 1 | 13C4-PFBA | IPA | | | NO |
| 2 | 2 | 13C5-PFHxA | IPA | | | NO |
| 3 | 3 | 18O2-PFHxS | IPA | | | NO |
| 4 | 4 | 13C8-PFOA | IPA | | | NO |
| 5 | 5 | 13C9-PFNA | IPA | | | NO |
| 6 | 6 | 13C4-PFOS | IPA | | | NO |
| 7 | 7 | 13C6-PFDA | IPA | | | NO |
| 8 | 8 | 13C7-PFUdA | IPA | 1.20e1 | 0.0 | YES |

**Name: 190726M1_46, Date: 26-Jul-2019, Time: 16:25:16, ID: ST190726M1-4 PFC CS3 19G1106, Description: PFC CS3 19G1106**

| | # | Name | ID | Area | %Rec | Area Out |
|---|---|---|---|---|---|---|
| 1 | 1 | 13C4-PFBA | ST190726M1-4 PFC CS3 19G1106 | 8.84e3 | 69.6 | NO |
| 2 | 2 | 13C5-PFHxA | ST190726M1-4 PFC CS3 19G1106 | 3.04e4 | 81.9 | NO |
| 3 | 3 | 18O2-PFHxS | ST190726M1-4 PFC CS3 19G1106 | 1.97e3 | 82.7 | NO |
| 4 | 4 | 13C8-PFOA | ST190726M1-4 PFC CS3 19G1106 | 3.68e4 | 80.9 | NO |
| 5 | 5 | 13C9-PFNA | ST190726M1-4 PFC CS3 19G1106 | 2.61e4 | 80.3 | NO |
| 6 | 6 | 13C4-PFOS | ST190726M1-4 PFC CS3 19G1106 | 4.91e3 | 83.8 | NO |
| 7 | 7 | 13C6-PFDA | ST190726M1-4 PFC CS3 19G1106 | 3.48e4 | 87.3 | NO |
| 8 | 8 | 13C7-PFUdA | ST190726M1-4 PFC CS3 19G1106 | 4.06e4 | 85.1 | NO |

**Name: 190726M1_47, Date: 26-Jul-2019, Time: 16:35:46, ID: IPA, Description: IPA**

| | # | Name | ID | Area | %Rec | Area Out |
|---|---|---|---|---|---|---|
| 1 | 1 | 13C4-PFBA | IPA | | | NO |
| 2 | 2 | 13C5-PFHxA | IPA | | | NO |
| 3 | 3 | 18O2-PFHxS | IPA | | | NO |
| 4 | 4 | 13C8-PFOA | IPA | | | NO |
| 5 | 5 | 13C9-PFNA | IPA | | | NO |
| 6 | 6 | 13C4-PFOS | IPA | | | NO |
| 7 | 7 | 13C6-PFDA | IPA | | | NO |
| 8 | 8 | 13C7-PFUdA | IPA | | | NO |

Dataset: Untitled

Last Altered: Sunday, July 28, 2019 12:55:48 Pacific Daylight Time
Printed: Sunday, July 28, 2019 12:59:28 Pacific Daylight Time

**Name: 190726M1_48, Date: 26-Jul-2019, Time: 16:46:17, ID: 1902049-07 B96-PFAS-SB37-6-8-070919 1.3, Description: B96-PFAS-SB37-6-8-070919**

| | # | Name | ID | Area | %Rec | Area Out |
|---|---|---|---|---|---|---|
| 1 | 1 | 13C4-PFBA | 1902049-07 B96-PFAS-SB37-6-8-0709... | 1.46e4 | 114.8 | NO |
| 2 | 2 | 13C5-PFHxA | 1902049-07 B96-PFAS-SB37-6-8-0709... | 2.90e4 | 78.2 | NO |
| 3 | 3 | 18O2-PFHxS | 1902049-07 B96-PFAS-SB37-6-8-0709... | 2.16e3 | 90.9 | NO |
| 4 | 4 | 13C8-PFOA | 1902049-07 B96-PFAS-SB37-6-8-0709... | 3.68e4 | 80.9 | NO |
| 5 | 5 | 13C9-PFNA | 1902049-07 B96-PFAS-SB37-6-8-0709... | 2.52e4 | 77.5 | NO |
| 6 | 6 | 13C4-PFOS | 1902049-07 B96-PFAS-SB37-6-8-0709... | 3.88e3 | 66.3 | NO |
| 7 | 7 | 13C6-PFDA | 1902049-07 B96-PFAS-SB37-6-8-0709... | 2.40e4 | 60.1 | NO |
| 8 | 8 | 13C7-PFUdA | 1902049-07 B96-PFAS-SB37-6-8-0709... | 1.16e4 | 24.3 | YES |

**Name: 190726M1_49, Date: 26-Jul-2019, Time: 16:56:55, ID: 1902049-08 B96-PFAS-SB38-6.5-8.5-070919 1.22, Description: B96-PFAS-SB38-6.5-8.5-070919**

| | # | Name | ID | Area | %Rec | Area Out |
|---|---|---|---|---|---|---|
| 1 | 1 | 13C4-PFBA | 1902049-08 B96-PFAS-SB38-6.5-8.5-0... | 1.32e4 | 103.7 | NO |
| 2 | 2 | 13C5-PFHxA | 1902049-08 B96-PFAS-SB38-6.5-8.5-0... | 2.64e4 | 71.3 | NO |
| 3 | 3 | 18O2-PFHxS | 1902049-08 B96-PFAS-SB38-6.5-8.5-0... | 1.87e3 | 78.8 | NO |
| 4 | 4 | 13C8-PFOA | 1902049-08 B96-PFAS-SB38-6.5-8.5-0... | 3.46e4 | 76.1 | NO |
| 5 | 5 | 13C9-PFNA | 1902049-08 B96-PFAS-SB38-6.5-8.5-0... | 2.42e4 | 74.5 | NO |
| 6 | 6 | 13C4-PFOS | 1902049-08 B96-PFAS-SB38-6.5-8.5-0... | 4.36e3 | 74.4 | NO |
| 7 | 7 | 13C6-PFDA | 1902049-08 B96-PFAS-SB38-6.5-8.5-0... | 3.09e4 | 77.5 | NO |
| 8 | 8 | 13C7-PFUdA | 1902049-08 B96-PFAS-SB38-6.5-8.5-0... | 3.43e4 | 71.9 | NO |

**Name: 190726M1_50, Date: 26-Jul-2019, Time: 17:07:33, ID: B9G0232-BS1 OPR 0.125, Description: OPR**

| | # | Name | ID | Area | %Rec | Area Out |
|---|---|---|---|---|---|---|
| 1 | 1 | 13C4-PFBA | B9G0232-BS1 OPR 0.125 | 1.19e4 | 93.4 | NO |
| 2 | 2 | 13C5-PFHxA | B9G0232-BS1 OPR 0.125 | 2.33e4 | 62.8 | NO |
| 3 | 3 | 18O2-PFHxS | B9G0232-BS1 OPR 0.125 | 1.68e3 | 70.8 | NO |
| 4 | 4 | 13C8-PFOA | B9G0232-BS1 OPR 0.125 | 2.96e4 | 65.0 | NO |
| 5 | 5 | 13C9-PFNA | B9G0232-BS1 OPR 0.125 | 2.14e4 | 65.9 | NO |
| 6 | 6 | 13C4-PFOS | B9G0232-BS1 OPR 0.125 | 4.14e3 | 70.6 | NO |
| 7 | 7 | 13C6-PFDA | B9G0232-BS1 OPR 0.125 | 2.79e4 | 69.8 | NO |
| 8 | 8 | 13C7-PFUdA | B9G0232-BS1 OPR 0.125 | 3.27e4 | 68.4 | NO |

**Name: 190726M1_51, Date: 26-Jul-2019, Time: 17:18:06, ID: 1902101-01RE1 536 0.11805, Description: 536**

| | # | Name | ID | Area | %Rec | Area Out |
|---|---|---|---|---|---|---|
| 1 | 1 | 13C4-PFBA | 1902101-01RE1 536 0.11805 | 1.34e4 | 105.3 | NO |
| 2 | 2 | 13C5-PFHxA | 1902101-01RE1 536 0.11805 | 2.63e4 | 71.0 | NO |
| 3 | 3 | 18O2-PFHxS | 1902101-01RE1 536 0.11805 | 1.87e3 | 78.7 | NO |
| 4 | 4 | 13C8-PFOA | 1902101-01RE1 536 0.11805 | 3.19e4 | 70.0 | NO |
| 5 | 5 | 13C9-PFNA | 1902101-01RE1 536 0.11805 | 2.34e4 | 71.9 | NO |
| 6 | 6 | 13C4-PFOS | 1902101-01RE1 536 0.11805 | 4.46e3 | 76.2 | NO |
| 7 | 7 | 13C6-PFDA | 1902101-01RE1 536 0.11805 | 3.08e4 | 77.2 | NO |
| 8 | 8 | 13C7-PFUdA | 1902101-01RE1 536 0.11805 | 3.62e4 | 75.9 | NO |

Dataset: Untitled

Last Altered: Sunday, July 28, 2019 12:55:48 Pacific Daylight Time
Printed: Sunday, July 28, 2019 12:59:28 Pacific Daylight Time

**Name: 190726M1_52, Date: 26-Jul-2019, Time: 17:28:44, ID: 1902105-02RE1@5X 5A Raw Leachate 0.24304, Description: 5A Raw Leachate**

| | # | Name | ID | Area | %Rec | Area Out |
|---|---|---|---|---|---|---|
| 1 | 1 | 13C4-PFBA | 1902105-02RE1@5X 5A Raw Leachate ... | 2.15e3 | 17.0 | YES |
| 2 | 2 | 13C5-PFHxA | 1902105-02RE1@5X 5A Raw Leachate ... | 4.41e3 | 11.9 | YES |
| 3 | 3 | 18O2-PFHxS | 1902105-02RE1@5X 5A Raw Leachate ... | 3.36e2 | 14.2 | YES |
| 4 | 4 | 13C8-PFOA | 1902105-02RE1@5X 5A Raw Leachate ... | 5.99e3 | 13.2 | YES |
| 5 | 5 | 13C9-PFNA | 1902105-02RE1@5X 5A Raw Leachate ... | 3.77e3 | 11.6 | YES |
| 6 | 6 | 13C4-PFOS | 1902105-02RE1@5X 5A Raw Leachate ... | 7.09e2 | 12.1 | YES |
| 7 | 7 | 13C6-PFDA | 1902105-02RE1@5X 5A Raw Leachate ... | 3.37e3 | 8.4 | YES |
| 8 | 8 | 13C7-PFUdA | 1902105-02RE1@5X 5A Raw Leachate ... | 2.69e3 | 5.6 | YES |

**Name: 190726M1_53, Date: 26-Jul-2019, Time: 17:39:17, ID: 1902150-01 FB-10:10 0.24051, Description: FB-10:10**

| | # | Name | ID | Area | %Rec | Area Out |
|---|---|---|---|---|---|---|
| 1 | 1 | 13C4-PFBA | 1902150-01 FB-10:10 0.24051 | 1.22e4 | 95.9 | NO |
| 2 | 2 | 13C5-PFHxA | 1902150-01 FB-10:10 0.24051 | 2.38e4 | 64.2 | NO |
| 3 | 3 | 18O2-PFHxS | 1902150-01 FB-10:10 0.24051 | 1.68e3 | 70.8 | NO |
| 4 | 4 | 13C8-PFOA | 1902150-01 FB-10:10 0.24051 | 3.01e4 | 66.2 | NO |
| 5 | 5 | 13C9-PFNA | 1902150-01 FB-10:10 0.24051 | 2.10e4 | 64.6 | NO |
| 6 | 6 | 13C4-PFOS | 1902150-01 FB-10:10 0.24051 | 4.07e3 | 69.5 | NO |
| 7 | 7 | 13C6-PFDA | 1902150-01 FB-10:10 0.24051 | 2.84e4 | 71.0 | NO |
| 8 | 8 | 13C7-PFUdA | 1902150-01 FB-10:10 0.24051 | 3.45e4 | 72.3 | NO |

**Name: 190726M1_54, Date: 26-Jul-2019, Time: 17:49:55, ID: 1902150-02 EB-14:15 0.2424, Description: EB-14:15**

| | # | Name | ID | Area | %Rec | Area Out |
|---|---|---|---|---|---|---|
| 1 | 1 | 13C4-PFBA | 1902150-02 EB-14:15 0.2424 | 1.35e4 | 106.5 | NO |
| 2 | 2 | 13C5-PFHxA | 1902150-02 EB-14:15 0.2424 | 2.58e4 | 69.4 | NO |
| 3 | 3 | 18O2-PFHxS | 1902150-02 EB-14:15 0.2424 | 1.88e3 | 79.0 | NO |
| 4 | 4 | 13C8-PFOA | 1902150-02 EB-14:15 0.2424 | 3.26e4 | 71.6 | NO |
| 5 | 5 | 13C9-PFNA | 1902150-02 EB-14:15 0.2424 | 2.36e4 | 72.6 | NO |
| 6 | 6 | 13C4-PFOS | 1902150-02 EB-14:15 0.2424 | 4.12e3 | 70.3 | NO |
| 7 | 7 | 13C6-PFDA | 1902150-02 EB-14:15 0.2424 | 2.98e4 | 74.7 | NO |
| 8 | 8 | 13C7-PFUdA | 1902150-02 EB-14:15 0.2424 | 3.63e4 | 76.0 | NO |

**Name: 190726M1_55, Date: 26-Jul-2019, Time: 18:00:28, ID: B9G0243-BLK1 Method Blank 1, Description: Method Blank**

| | # | Name | ID | Area | %Rec | Area Out |
|---|---|---|---|---|---|---|
| 1 | 1 | 13C4-PFBA | B9G0243-BLK1 Method Blank 1 | 1.16e4 | 91.7 | NO |
| 2 | 2 | 13C5-PFHxA | B9G0243-BLK1 Method Blank 1 | 2.32e4 | 62.4 | NO |
| 3 | 3 | 18O2-PFHxS | B9G0243-BLK1 Method Blank 1 | 1.68e3 | 70.9 | NO |
| 4 | 4 | 13C8-PFOA | B9G0243-BLK1 Method Blank 1 | 3.09e4 | 67.9 | NO |
| 5 | 5 | 13C9-PFNA | B9G0243-BLK1 Method Blank 1 | 2.13e4 | 65.6 | NO |
| 6 | 6 | 13C4-PFOS | B9G0243-BLK1 Method Blank 1 | 4.09e3 | 69.9 | NO |
| 7 | 7 | 13C6-PFDA | B9G0243-BLK1 Method Blank 1 | 2.70e4 | 67.6 | NO |
| 8 | 8 | 13C7-PFUdA | B9G0243-BLK1 Method Blank 1 | 3.31e4 | 69.3 | NO |

Dataset: Untitled

Last Altered: Sunday, July 28, 2019 12:55:48 Pacific Daylight Time
Printed: Sunday, July 28, 2019 12:59:28 Pacific Daylight Time

**Name: 190726M1_56, Date: 26-Jul-2019, Time: 18:11:06, ID: B9G0243-BS1 OPR 1, Description: OPR**

| | # | Name | ID | Area | %Rec | Area Out |
|---|---|---|---|---|---|---|
| 1 | 1 | 13C4-PFBA | B9G0243-BS1 OPR 1 | 1.22e4 | 95.7 | NO |
| 2 | 2 | 13C5-PFHxA | B9G0243-BS1 OPR 1 | 2.34e4 | 63.2 | NO |
| 3 | 3 | 18O2-PFHxS | B9G0243-BS1 OPR 1 | 1.83e3 | 77.1 | NO |
| 4 | 4 | 13C8-PFOA | B9G0243-BS1 OPR 1 | 3.07e4 | 67.5 | NO |
| 5 | 5 | 13C9-PFNA | B9G0243-BS1 OPR 1 | 2.23e4 | 68.4 | NO |
| 6 | 6 | 13C4-PFOS | B9G0243-BS1 OPR 1 | 4.18e3 | 71.4 | NO |
| 7 | 7 | 13C6-PFDA | B9G0243-BS1 OPR 1 | 2.92e4 | 73.3 | NO |
| 8 | 8 | 13C7-PFUdA | B9G0243-BS1 OPR 1 | 3.58e4 | 75.0 | NO |

**Name: 190726M1_57, Date: 26-Jul-2019, Time: 18:21:38, ID: B9G0243-BS2 OPR 1, Description: OPR**

| | # | Name | ID | Area | %Rec | Area Out |
|---|---|---|---|---|---|---|
| 1 | 1 | 13C4-PFBA | B9G0243-BS2 OPR 1 | 1.25e4 | 98.3 | NO |
| 2 | 2 | 13C5-PFHxA | B9G0243-BS2 OPR 1 | 2.51e4 | 67.5 | NO |
| 3 | 3 | 18O2-PFHxS | B9G0243-BS2 OPR 1 | 1.85e3 | 78.0 | NO |
| 4 | 4 | 13C8-PFOA | B9G0243-BS2 OPR 1 | 3.21e4 | 70.5 | NO |
| 5 | 5 | 13C9-PFNA | B9G0243-BS2 OPR 1 | 2.28e4 | 70.2 | NO |
| 6 | 6 | 13C4-PFOS | B9G0243-BS2 OPR 1 | 4.39e3 | 74.9 | NO |
| 7 | 7 | 13C6-PFDA | B9G0243-BS2 OPR 1 | 2.96e4 | 74.2 | NO |
| 8 | 8 | 13C7-PFUdA | B9G0243-BS2 OPR 1 | 3.59e4 | 75.1 | NO |

**Name: 190726M1_58, Date: 26-Jul-2019, Time: 18:32:17, ID: B9G0243-BS3 OPR 1, Description: OPR**

| | # | Name | ID | Area | %Rec | Area Out |
|---|---|---|---|---|---|---|
| 1 | 1 | 13C4-PFBA | B9G0243-BS3 OPR 1 | 1.25e4 | 98.1 | NO |
| 2 | 2 | 13C5-PFHxA | B9G0243-BS3 OPR 1 | 2.51e4 | 67.6 | NO |
| 3 | 3 | 18O2-PFHxS | B9G0243-BS3 OPR 1 | 1.82e3 | 76.5 | NO |
| 4 | 4 | 13C8-PFOA | B9G0243-BS3 OPR 1 | 3.30e4 | 72.5 | NO |
| 5 | 5 | 13C9-PFNA | B9G0243-BS3 OPR 1 | 2.32e4 | 71.2 | NO |
| 6 | 6 | 13C4-PFOS | B9G0243-BS3 OPR 1 | 4.22e3 | 72.1 | NO |
| 7 | 7 | 13C6-PFDA | B9G0243-BS3 OPR 1 | 3.16e4 | 79.2 | NO |
| 8 | 8 | 13C7-PFUdA | B9G0243-BS3 OPR 1 | 3.79e4 | 79.4 | NO |

**Name: 190726M1_59, Date: 26-Jul-2019, Time: 18:42:49, ID: B9G0243-BS4 OPR 1, Description: OPR**

| | # | Name | ID | Area | %Rec | Area Out |
|---|---|---|---|---|---|---|
| 1 | 1 | 13C4-PFBA | B9G0243-BS4 OPR 1 | 1.24e4 | 97.7 | NO |
| 2 | 2 | 13C5-PFHxA | B9G0243-BS4 OPR 1 | 2.49e4 | 67.1 | NO |
| 3 | 3 | 18O2-PFHxS | B9G0243-BS4 OPR 1 | 1.80e3 | 75.7 | NO |
| 4 | 4 | 13C8-PFOA | B9G0243-BS4 OPR 1 | 3.10e4 | 68.1 | NO |
| 5 | 5 | 13C9-PFNA | B9G0243-BS4 OPR 1 | 2.22e4 | 68.4 | NO |
| 6 | 6 | 13C4-PFOS | B9G0243-BS4 OPR 1 | 4.06e3 | 69.3 | NO |
| 7 | 7 | 13C6-PFDA | B9G0243-BS4 OPR 1 | 2.88e4 | 72.2 | NO |
| 8 | 8 | 13C7-PFUdA | B9G0243-BS4 OPR 1 | 3.45e4 | 72.3 | NO |

Dataset: Untitled

Last Altered: Sunday, July 28, 2019 12:55:48 Pacific Daylight Time
Printed: Sunday, July 28, 2019 12:59:28 Pacific Daylight Time

**Name: 190726M1_60, Date: 26-Jul-2019, Time: 18:53:28, ID: B9G0235-BS1 OPR 0.25, Description: OPR**

| | # | Name | ID | Area | %Rec | Area Out |
|---|---|---|---|---|---|---|
| 1 | 1 | 13C4-PFBA | B9G0235-BS1 OPR 0.25 | 1.46e4 | 115.3 | NO |
| 2 | 2 | 13C5-PFHxA | B9G0235-BS1 OPR 0.25 | 2.88e4 | 77.5 | NO |
| 3 | 3 | 18O2-PFHxS | B9G0235-BS1 OPR 0.25 | 2.10e3 | 88.4 | NO |
| 4 | 4 | 13C8-PFOA | B9G0235-BS1 OPR 0.25 | 3.49e4 | 76.8 | NO |
| 5 | 5 | 13C9-PFNA | B9G0235-BS1 OPR 0.25 | 2.48e4 | 76.4 | NO |
| 6 | 6 | 13C4-PFOS | B9G0235-BS1 OPR 0.25 | 4.85e3 | 82.8 | NO |
| 7 | 7 | 13C6-PFDA | B9G0235-BS1 OPR 0.25 | 3.22e4 | 80.6 | NO |
| 8 | 8 | 13C7-PFUdA | B9G0235-BS1 OPR 0.25 | 3.67e4 | 76.9 | NO |

**Name: 190726M1_61, Date: 26-Jul-2019, Time: 19:04:00, ID: B9G0235-BLK1 Method Blank 0.25, Description: Method Blank**

| | # | Name | ID | Area | %Rec | Area Out |
|---|---|---|---|---|---|---|
| 1 | 1 | 13C4-PFBA | B9G0235-BLK1 Method Blank 0.25 | 1.44e4 | 113.2 | NO |
| 2 | 2 | 13C5-PFHxA | B9G0235-BLK1 Method Blank 0.25 | 2.73e4 | 73.6 | NO |
| 3 | 3 | 18O2-PFHxS | B9G0235-BLK1 Method Blank 0.25 | 2.14e3 | 89.9 | NO |
| 4 | 4 | 13C8-PFOA | B9G0235-BLK1 Method Blank 0.25 | 3.46e4 | 76.0 | NO |
| 5 | 5 | 13C9-PFNA | B9G0235-BLK1 Method Blank 0.25 | 2.50e4 | 76.9 | NO |
| 6 | 6 | 13C4-PFOS | B9G0235-BLK1 Method Blank 0.25 | 4.91e3 | 83.8 | NO |
| 7 | 7 | 13C6-PFDA | B9G0235-BLK1 Method Blank 0.25 | 3.26e4 | 81.6 | NO |
| 8 | 8 | 13C7-PFUdA | B9G0235-BLK1 Method Blank 0.25 | 3.82e4 | 80.1 | NO |

**Name: 190726M1_62, Date: 26-Jul-2019, Time: 19:14:39, ID: 1902188-01 TB-0712 0.24419, Description: TB-0712**

| | # | Name | ID | Area | %Rec | Area Out |
|---|---|---|---|---|---|---|
| 1 | 1 | 13C4-PFBA | 1902188-01 TB-0712 0.24419 | 1.47e4 | 116.1 | NO |
| 2 | 2 | 13C5-PFHxA | 1902188-01 TB-0712 0.24419 | 2.90e4 | 78.2 | NO |
| 3 | 3 | 18O2-PFHxS | 1902188-01 TB-0712 0.24419 | 2.21e3 | 92.9 | NO |
| 4 | 4 | 13C8-PFOA | 1902188-01 TB-0712 0.24419 | 3.56e4 | 78.4 | NO |
| 5 | 5 | 13C9-PFNA | 1902188-01 TB-0712 0.24419 | 2.55e4 | 78.3 | NO |
| 6 | 6 | 13C4-PFOS | 1902188-01 TB-0712 0.24419 | 5.43e3 | 92.7 | NO |
| 7 | 7 | 13C6-PFDA | 1902188-01 TB-0712 0.24419 | 3.54e4 | 88.6 | NO |
| 8 | 8 | 13C7-PFUdA | 1902188-01 TB-0712 0.24419 | 4.12e4 | 86.3 | NO |

**Name: 190726M1_63, Date: 26-Jul-2019, Time: 19:25:11, ID: 1902188-02 Screen Blank 0.23693, Description: Screen Blank**

| | # | Name | ID | Area | %Rec | Area Out |
|---|---|---|---|---|---|---|
| 1 | 1 | 13C4-PFBA | 1902188-02 Screen Blank 0.23693 | 1.65e4 | 130.2 | NO |
| 2 | 2 | 13C5-PFHxA | 1902188-02 Screen Blank 0.23693 | 3.22e4 | 86.8 | NO |
| 3 | 3 | 18O2-PFHxS | 1902188-02 Screen Blank 0.23693 | 2.62e3 | 110.3 | NO |
| 4 | 4 | 13C8-PFOA | 1902188-02 Screen Blank 0.23693 | 4.14e4 | 91.1 | NO |
| 5 | 5 | 13C9-PFNA | 1902188-02 Screen Blank 0.23693 | 2.88e4 | 88.6 | NO |
| 6 | 6 | 13C4-PFOS | 1902188-02 Screen Blank 0.23693 | 5.71e3 | 97.5 | NO |
| 7 | 7 | 13C6-PFDA | 1902188-02 Screen Blank 0.23693 | 3.88e4 | 97.3 | NO |
| 8 | 8 | 13C7-PFUdA | 1902188-02 Screen Blank 0.23693 | 4.55e4 | 95.4 | NO |

Dataset: Untitled

Last Altered: Sunday, July 28, 2019 12:55:48 Pacific Daylight Time
Printed: Sunday, July 28, 2019 12:59:28 Pacific Daylight Time

**Name: 190726M1_64, Date: 26-Jul-2019, Time: 19:35:49, ID: 1902191-01 WMP1907170940JSJ 0.23779, Description: WMP1907170940JSJ**

| | # | Name | ID | Area | %Rec | Area Out |
|---|---|---|---|---|---|---|
| 1 | 1 | 13C4-PFBA | 1902191-01 WMP1907170940JSJ 0.23... | 1.45e4 | 114.4 | NO |
| 2 | 2 | 13C5-PFHxA | 1902191-01 WMP1907170940JSJ 0.23... | 2.93e4 | 79.0 | NO |
| 3 | 3 | 18O2-PFHxS | 1902191-01 WMP1907170940JSJ 0.23... | 2.39e3 | 100.7 | NO |
| 4 | 4 | 13C8-PFOA | 1902191-01 WMP1907170940JSJ 0.23... | 3.26e4 | 71.7 | NO |
| 5 | 5 | 13C9-PFNA | 1902191-01 WMP1907170940JSJ 0.23... | 2.66e4 | 81.9 | NO |
| 6 | 6 | 13C4-PFOS | 1902191-01 WMP1907170940JSJ 0.23... | 4.65e3 | 79.5 | NO |
| 7 | 7 | 13C6-PFDA | 1902191-01 WMP1907170940JSJ 0.23... | 3.55e4 | 89.0 | NO |
| 8 | 8 | 13C7-PFUdA | 1902191-01 WMP1907170940JSJ 0.23... | 4.13e4 | 86.6 | NO |

**Name: 190726M1_65, Date: 26-Jul-2019, Time: 19:46:23, ID: 1902191-02 WEF1907170946JSJ 0.24397, Description: WEF1907170946JSJ**

| | # | Name | ID | Area | %Rec | Area Out |
|---|---|---|---|---|---|---|
| 1 | 1 | 13C4-PFBA | 1902191-02 WEF1907170946JSJ 0.24... | 1.43e4 | 112.3 | NO |
| 2 | 2 | 13C5-PFHxA | 1902191-02 WEF1907170946JSJ 0.24... | 2.67e4 | 71.9 | NO |
| 3 | 3 | 18O2-PFHxS | 1902191-02 WEF1907170946JSJ 0.24... | 1.98e3 | 83.2 | NO |
| 4 | 4 | 13C8-PFOA | 1902191-02 WEF1907170946JSJ 0.24... | 3.47e4 | 76.2 | NO |
| 5 | 5 | 13C9-PFNA | 1902191-02 WEF1907170946JSJ 0.24... | 2.38e4 | 73.1 | NO |
| 6 | 6 | 13C4-PFOS | 1902191-02 WEF1907170946JSJ 0.24... | 4.76e3 | 81.3 | NO |
| 7 | 7 | 13C6-PFDA | 1902191-02 WEF1907170946JSJ 0.24... | 3.18e4 | 79.6 | NO |
| 8 | 8 | 13C7-PFUdA | 1902191-02 WEF1907170946JSJ 0.24... | 3.73e4 | 78.2 | NO |

**Name: 190726M1_66, Date: 26-Jul-2019, Time: 19:57:01, ID: 1902191-03 WEF1907170955JSJ 0.25084, Description: WEF1907170955JSJ**

| | # | Name | ID | Area | %Rec | Area Out |
|---|---|---|---|---|---|---|
| 1 | 1 | 13C4-PFBA | 1902191-03 WEF1907170955JSJ 0.25... | 1.33e4 | 105.0 | NO |
| 2 | 2 | 13C5-PFHxA | 1902191-03 WEF1907170955JSJ 0.25... | 2.59e4 | 69.8 | NO |
| 3 | 3 | 18O2-PFHxS | 1902191-03 WEF1907170955JSJ 0.25... | 2.19e3 | 92.4 | NO |
| 4 | 4 | 13C8-PFOA | 1902191-03 WEF1907170955JSJ 0.25... | 3.37e4 | 74.1 | NO |
| 5 | 5 | 13C9-PFNA | 1902191-03 WEF1907170955JSJ 0.25... | 2.45e4 | 75.3 | NO |
| 6 | 6 | 13C4-PFOS | 1902191-03 WEF1907170955JSJ 0.25... | 5.05e3 | 86.2 | NO |
| 7 | 7 | 13C6-PFDA | 1902191-03 WEF1907170955JSJ 0.25... | 3.28e4 | 82.2 | NO |
| 8 | 8 | 13C7-PFUdA | 1902191-03 WEF1907170955JSJ 0.25... | 3.79e4 | 79.4 | NO |

**Name: 190726M1_67, Date: 26-Jul-2019, Time: 20:07:34, ID: 1902191-04 FB1907171335JSJ 0.2454, Description: FB1907171335JSJ**

| | # | Name | ID | Area | %Rec | Area Out |
|---|---|---|---|---|---|---|
| 1 | 1 | 13C4-PFBA | 1902191-04 FB1907171335JSJ 0.2454 | 1.25e4 | 98.6 | NO |
| 2 | 2 | 13C5-PFHxA | 1902191-04 FB1907171335JSJ 0.2454 | 2.45e4 | 66.1 | NO |
| 3 | 3 | 18O2-PFHxS | 1902191-04 FB1907171335JSJ 0.2454 | 1.90e3 | 80.1 | NO |
| 4 | 4 | 13C8-PFOA | 1902191-04 FB1907171335JSJ 0.2454 | 3.07e4 | 67.4 | NO |
| 5 | 5 | 13C9-PFNA | 1902191-04 FB1907171335JSJ 0.2454 | 2.20e4 | 67.6 | NO |
| 6 | 6 | 13C4-PFOS | 1902191-04 FB1907171335JSJ 0.2454 | 4.91e3 | 83.9 | NO |
| 7 | 7 | 13C6-PFDA | 1902191-04 FB1907171335JSJ 0.2454 | 2.94e4 | 73.6 | NO |
| 8 | 8 | 13C7-PFUdA | 1902191-04 FB1907171335JSJ 0.2454 | 3.58e4 | 75.1 | NO |

Dataset: Untitled

Last Altered: Sunday, July 28, 2019 12:55:48 Pacific Daylight Time
Printed: Sunday, July 28, 2019 12:59:28 Pacific Daylight Time

**Name: 190726M1_68, Date: 26-Jul-2019, Time: 20:18:12, ID: IPA, Description: IPA**

| | # | Name | ID | Area | %Rec | Area Out |
|---|---|---|---|---|---|---|
| 1 | 1 | 13C4-PFBA | IPA | | | NO |
| 2 | 2 | 13C5-PFHxA | IPA | | | NO |
| 3 | 3 | 18O2-PFHxS | IPA | | | NO |
| 4 | 4 | 13C8-PFOA | IPA | | | NO |
| 5 | 5 | 13C9-PFNA | IPA | | | NO |
| 6 | 6 | 13C4-PFOS | IPA | | | NO |
| 7 | 7 | 13C6-PFDA | IPA | | | NO |
| 8 | 8 | 13C7-PFUdA | IPA | | | NO |

**Name: 190726M1_69, Date: 26-Jul-2019, Time: 20:28:45, ID: ST190726M1-5 PFC CS3 19G1106, Description: PFC CS3 19G1106**

| | # | Name | ID | Area | %Rec | Area Out |
|---|---|---|---|---|---|---|
| 1 | 1 | 13C4-PFBA | ST190726M1-5 PFC CS3 19G1106 | 9.14e3 | 72.0 | NO |
| 2 | 2 | 13C5-PFHxA | ST190726M1-5 PFC CS3 19G1106 | 3.20e4 | 86.3 | NO |
| 3 | 3 | 18O2-PFHxS | ST190726M1-5 PFC CS3 19G1106 | 2.06e3 | 86.9 | NO |
| 4 | 4 | 13C8-PFOA | ST190726M1-5 PFC CS3 19G1106 | 3.92e4 | 86.2 | NO |
| 5 | 5 | 13C9-PFNA | ST190726M1-5 PFC CS3 19G1106 | 2.79e4 | 86.0 | NO |
| 6 | 6 | 13C4-PFOS | ST190726M1-5 PFC CS3 19G1106 | 4.88e3 | 83.3 | NO |
| 7 | 7 | 13C6-PFDA | ST190726M1-5 PFC CS3 19G1106 | 3.55e4 | 88.8 | NO |
| 8 | 8 | 13C7-PFUdA | ST190726M1-5 PFC CS3 19G1106 | 4.22e4 | 88.4 | NO |

**Name: 190726M1_70, Date: 26-Jul-2019, Time: 20:39:23, ID: IPA, Description: IPA**

| | # | Name | ID | Area | %Rec | Area Out |
|---|---|---|---|---|---|---|
| 1 | 1 | 13C4-PFBA | IPA | | | NO |
| 2 | 2 | 13C5-PFHxA | IPA | | | NO |
| 3 | 3 | 18O2-PFHxS | IPA | | | NO |
| 4 | 4 | 13C8-PFOA | IPA | | | NO |
| 5 | 5 | 13C9-PFNA | IPA | | | NO |
| 6 | 6 | 13C4-PFOS | IPA | | | NO |
| 7 | 7 | 13C6-PFDA | IPA | | | NO |
| 8 | 8 | 13C7-PFUdA | IPA | | | NO |

**Name: 190726M1_71, Date: 26-Jul-2019, Time: 20:49:57, ID: 1902196-18 GW38411907161520RL 0.22666, Description: GW38411907161520RL**

| | # | Name | ID | Area | %Rec | Area Out |
|---|---|---|---|---|---|---|
| 1 | 1 | 13C4-PFBA | 1902196-18 GW38411907161520RL 0.... | 1.50e4 | 118.3 | NO |
| 2 | 2 | 13C5-PFHxA | 1902196-18 GW38411907161520RL 0.... | 3.03e4 | 81.7 | NO |
| 3 | 3 | 18O2-PFHxS | 1902196-18 GW38411907161520RL 0.... | 2.17e3 | 91.2 | NO |
| 4 | 4 | 13C8-PFOA | 1902196-18 GW38411907161520RL 0.... | 3.65e4 | 80.3 | NO |
| 5 | 5 | 13C9-PFNA | 1902196-18 GW38411907161520RL 0.... | 2.68e4 | 82.4 | NO |
| 6 | 6 | 13C4-PFOS | 1902196-18 GW38411907161520RL 0.... | 5.48e3 | 93.5 | NO |
| 7 | 7 | 13C6-PFDA | 1902196-18 GW38411907161520RL 0.... | 3.60e4 | 90.3 | NO |
| 8 | 8 | 13C7-PFUdA | 1902196-18 GW38411907161520RL 0.... | 4.37e4 | 91.6 | NO |

Dataset: Untitled

Last Altered: Sunday, July 28, 2019 12:55:48 Pacific Daylight Time
Printed: Sunday, July 28, 2019 12:59:28 Pacific Daylight Time

**Name: 190726M1_72, Date: 26-Jul-2019, Time: 21:00:35, ID: 1902196-19 GW38411907161520RL-DUP 0.23688, Description: GW38411907161520RL-DUP**

| | # | Name | ID | Area | %Rec | Area Out |
|---|---|---|---|---|---|---|
| 1 | 1 | 13C4-PFBA | 1902196-19 GW38411907161520RL-D... | 1.69e4 | 133.3 | NO |
| 2 | 2 | 13C5-PFHxA | 1902196-19 GW38411907161520RL-D... | 3.42e4 | 92.2 | NO |
| 3 | 3 | 18O2-PFHxS | 1902196-19 GW38411907161520RL-D... | 2.31e3 | 97.4 | NO |
| 4 | 4 | 13C8-PFOA | 1902196-19 GW38411907161520RL-D... | 4.10e4 | 90.1 | NO |
| 5 | 5 | 13C9-PFNA | 1902196-19 GW38411907161520RL-D... | 3.05e4 | 93.9 | NO |
| 6 | 6 | 13C4-PFOS | 1902196-19 GW38411907161520RL-D... | 5.71e3 | 97.5 | NO |
| 7 | 7 | 13C6-PFDA | 1902196-19 GW38411907161520RL-D... | 4.06e4 | 101.6 | NO |
| 8 | 8 | 13C7-PFUdA | 1902196-19 GW38411907161520RL-D... | 4.73e4 | 99.1 | NO |

**Name: 190726M1_73, Date: 26-Jul-2019, Time: 21:11:08, ID: B9G0225-BS1 OPR 0.125, Description: OPR**

| | # | Name | ID | Area | %Rec | Area Out |
|---|---|---|---|---|---|---|
| 1 | 1 | 13C4-PFBA | B9G0225-BS1 OPR 0.125 | 1.63e4 | 128.2 | NO |
| 2 | 2 | 13C5-PFHxA | B9G0225-BS1 OPR 0.125 | 2.98e4 | 80.2 | NO |
| 3 | 3 | 18O2-PFHxS | B9G0225-BS1 OPR 0.125 | 1.75e3 | 73.5 | NO |
| 4 | 4 | 13C8-PFOA | B9G0225-BS1 OPR 0.125 | 3.35e4 | 73.5 | NO |
| 5 | 5 | 13C9-PFNA | B9G0225-BS1 OPR 0.125 | 2.17e4 | 66.6 | NO |
| 6 | 6 | 13C4-PFOS | B9G0225-BS1 OPR 0.125 | 3.44e3 | 58.7 | NO |
| 7 | 7 | 13C6-PFDA | B9G0225-BS1 OPR 0.125 | 2.06e4 | 51.6 | NO |
| 8 | 8 | 13C7-PFUdA | B9G0225-BS1 OPR 0.125 | 1.00e4 | 21.0 | YES |

**Name: 190726M1_74, Date: 26-Jul-2019, Time: 21:21:38, ID: B9G0225-BLK1 Method Blank 0.125, Description: Method Blank**

| | # | Name | ID | Area | %Rec | Area Out |
|---|---|---|---|---|---|---|
| 1 | 1 | 13C4-PFBA | B9G0225-BLK1 Method Blank 0.125 | 1.64e4 | 129.5 | NO |
| 2 | 2 | 13C5-PFHxA | B9G0225-BLK1 Method Blank 0.125 | 3.17e4 | 85.5 | NO |
| 3 | 3 | 18O2-PFHxS | B9G0225-BLK1 Method Blank 0.125 | 2.10e3 | 88.2 | NO |
| 4 | 4 | 13C8-PFOA | B9G0225-BLK1 Method Blank 0.125 | 2.75e4 | 60.5 | NO |
| 5 | 5 | 13C9-PFNA | B9G0225-BLK1 Method Blank 0.125 | 1.71e4 | 52.7 | NO |
| 6 | 6 | 13C4-PFOS | B9G0225-BLK1 Method Blank 0.125 | 3.45e3 | 59.0 | NO |
| 7 | 7 | 13C6-PFDA | B9G0225-BLK1 Method Blank 0.125 | 1.54e4 | 38.7 | YES |
| 8 | 8 | 13C7-PFUdA | B9G0225-BLK1 Method Blank 0.125 | 6.78e3 | 14.2 | YES |

**Name: 190726M1_75, Date: 26-Jul-2019, Time: 21:32:17, ID: 1902198-01 CMW-18-01 0.11395, Description: CMW-18-01**

| | # | Name | ID | Area | %Rec | Area Out |
|---|---|---|---|---|---|---|
| 1 | 1 | 13C4-PFBA | 1902198-01 CMW-18-01 0.11395 | 1.56e4 | 123.1 | NO |
| 2 | 2 | 13C5-PFHxA | 1902198-01 CMW-18-01 0.11395 | 3.02e4 | 81.5 | NO |
| 3 | 3 | 18O2-PFHxS | 1902198-01 CMW-18-01 0.11395 | 2.07e3 | 87.3 | NO |
| 4 | 4 | 13C8-PFOA | 1902198-01 CMW-18-01 0.11395 | 3.56e4 | 78.2 | NO |
| 5 | 5 | 13C9-PFNA | 1902198-01 CMW-18-01 0.11395 | 2.31e4 | 71.1 | NO |
| 6 | 6 | 13C4-PFOS | 1902198-01 CMW-18-01 0.11395 | 4.12e3 | 70.3 | NO |
| 7 | 7 | 13C6-PFDA | 1902198-01 CMW-18-01 0.11395 | 2.41e4 | 60.4 | NO |
| 8 | 8 | 13C7-PFUdA | 1902198-01 CMW-18-01 0.11395 | 1.36e4 | 28.6 | YES |

Dataset: Untitled

Last Altered: Sunday, July 28, 2019 12:55:48 Pacific Daylight Time
Printed: Sunday, July 28, 2019 12:59:28 Pacific Daylight Time

**Name: 190726M1_76, Date: 26-Jul-2019, Time: 21:42:49, ID: 1902198-02 CMW-101B 0.11752, Description: CMW-101B**

| | # | Name | ID | Area | %Rec | Area Out |
|---|---|---|---|---|---|---|
| 1 | 1 | 13C4-PFBA | 1902198-02 CMW-101B 0.11752 | 1.47e4 | 115.6 | NO |
| 2 | 2 | 13C5-PFHxA | 1902198-02 CMW-101B 0.11752 | 2.80e4 | 75.3 | NO |
| 3 | 3 | 18O2-PFHxS | 1902198-02 CMW-101B 0.11752 | 1.80e3 | 75.7 | NO |
| 4 | 4 | 13C8-PFOA | 1902198-02 CMW-101B 0.11752 | 3.44e4 | 75.6 | NO |
| 5 | 5 | 13C9-PFNA | 1902198-02 CMW-101B 0.11752 | 2.19e4 | 67.2 | NO |
| 6 | 6 | 13C4-PFOS | 1902198-02 CMW-101B 0.11752 | 3.73e3 | 63.7 | NO |
| 7 | 7 | 13C6-PFDA | 1902198-02 CMW-101B 0.11752 | 2.20e4 | 55.0 | NO |
| 8 | 8 | 13C7-PFUdA | 1902198-02 CMW-101B 0.11752 | 1.37e4 | 28.7 | YES |

**Name: 190726M1_77, Date: 26-Jul-2019, Time: 21:53:28, ID: 1902198-03 CSW-3 0.1162, Description: CSW-3**

| | # | Name | ID | Area | %Rec | Area Out |
|---|---|---|---|---|---|---|
| 1 | 1 | 13C4-PFBA | 1902198-03 CSW-3 0.1162 | 1.54e4 | 121.3 | NO |
| 2 | 2 | 13C5-PFHxA | 1902198-03 CSW-3 0.1162 | 2.89e4 | 77.8 | NO |
| 3 | 3 | 18O2-PFHxS | 1902198-03 CSW-3 0.1162 | 1.92e3 | 80.7 | NO |
| 4 | 4 | 13C8-PFOA | 1902198-03 CSW-3 0.1162 | 2.67e4 | 58.7 | NO |
| 5 | 5 | 13C9-PFNA | 1902198-03 CSW-3 0.1162 | 1.51e4 | 46.3 | YES |
| 6 | 6 | 13C4-PFOS | 1902198-03 CSW-3 0.1162 | 3.82e3 | 65.1 | NO |
| 7 | 7 | 13C6-PFDA | 1902198-03 CSW-3 0.1162 | 1.26e4 | 31.7 | YES |
| 8 | 8 | 13C7-PFUdA | 1902198-03 CSW-3 0.1162 | 8.11e3 | 17.0 | YES |

**Name: 190726M1_78, Date: 26-Jul-2019, Time: 22:04:06, ID: 1902198-04 CSW-4 0.1146, Description: CSW-4**

| | # | Name | ID | Area | %Rec | Area Out |
|---|---|---|---|---|---|---|
| 1 | 1 | 13C4-PFBA | 1902198-04 CSW-4 0.1146 | 1.53e4 | 120.8 | NO |
| 2 | 2 | 13C5-PFHxA | 1902198-04 CSW-4 0.1146 | 3.01e4 | 81.1 | NO |
| 3 | 3 | 18O2-PFHxS | 1902198-04 CSW-4 0.1146 | 1.99e3 | 83.6 | NO |
| 4 | 4 | 13C8-PFOA | 1902198-04 CSW-4 0.1146 | 3.72e4 | 81.7 | NO |
| 5 | 5 | 13C9-PFNA | 1902198-04 CSW-4 0.1146 | 2.31e4 | 71.2 | NO |
| 6 | 6 | 13C4-PFOS | 1902198-04 CSW-4 0.1146 | 3.91e3 | 66.7 | NO |
| 7 | 7 | 13C6-PFDA | 1902198-04 CSW-4 0.1146 | 2.23e4 | 55.8 | NO |
| 8 | 8 | 13C7-PFUdA | 1902198-04 CSW-4 0.1146 | 1.15e4 | 24.1 | YES |

**Name: 190726M1_79, Date: 26-Jul-2019, Time: 22:14:39, ID: 1902198-05 SW-5 0.11034, Description: SW-5**

| | # | Name | ID | Area | %Rec | Area Out |
|---|---|---|---|---|---|---|
| 1 | 1 | 13C4-PFBA | 1902198-05 SW-5 0.11034 | 1.68e4 | 132.0 | NO |
| 2 | 2 | 13C5-PFHxA | 1902198-05 SW-5 0.11034 | 3.00e4 | 80.8 | NO |
| 3 | 3 | 18O2-PFHxS | 1902198-05 SW-5 0.11034 | 2.04e3 | 86.0 | NO |
| 4 | 4 | 13C8-PFOA | 1902198-05 SW-5 0.11034 | 3.05e4 | 67.0 | NO |
| 5 | 5 | 13C9-PFNA | 1902198-05 SW-5 0.11034 | 1.85e4 | 56.9 | NO |
| 6 | 6 | 13C4-PFOS | 1902198-05 SW-5 0.11034 | 3.59e3 | 61.3 | NO |
| 7 | 7 | 13C6-PFDA | 1902198-05 SW-5 0.11034 | 1.56e4 | 39.2 | YES |
| 8 | 8 | 13C7-PFUdA | 1902198-05 SW-5 0.11034 | 7.27e3 | 15.2 | YES |

Dataset: Untitled

Last Altered: Sunday, July 28, 2019 12:55:48 Pacific Daylight Time
Printed: Sunday, July 28, 2019 12:59:28 Pacific Daylight Time

**Name: 190726M1_80, Date: 26-Jul-2019, Time: 22:25:18, ID: 1902198-06 CUD-3 0.118, Description: CUD-3**

| | # | Name | ID | Area | %Rec | Area Out |
|---|---|---|---|---|---|---|
| 1 | 1 | 13C4-PFBA | 1902198-06 CUD-3 0.118 | 1.64e4 | 129.5 | NO |
| 2 | 2 | 13C5-PFHxA | 1902198-06 CUD-3 0.118 | 3.08e4 | 83.0 | NO |
| 3 | 3 | 18O2-PFHxS | 1902198-06 CUD-3 0.118 | 2.03e3 | 85.3 | NO |
| 4 | 4 | 13C8-PFOA | 1902198-06 CUD-3 0.118 | 2.90e4 | 63.7 | NO |
| 5 | 5 | 13C9-PFNA | 1902198-06 CUD-3 0.118 | 1.68e4 | 51.7 | NO |
| 6 | 6 | 13C4-PFOS | 1902198-06 CUD-3 0.118 | 4.41e3 | 75.2 | NO |
| 7 | 7 | 13C6-PFDA | 1902198-06 CUD-3 0.118 | 1.78e4 | 44.5 | YES |
| 8 | 8 | 13C7-PFUdA | 1902198-06 CUD-3 0.118 | 1.38e4 | 28.9 | YES |

**Name: 190726M1_81, Date: 26-Jul-2019, Time: 22:35:50, ID: 1902198-07 Sump 1 0.11608, Description: Sump 1**

| | # | Name | ID | Area | %Rec | Area Out |
|---|---|---|---|---|---|---|
| 1 | 1 | 13C4-PFBA | 1902198-07 Sump 1 0.11608 | 1.50e4 | 118.3 | NO |
| 2 | 2 | 13C5-PFHxA | 1902198-07 Sump 1 0.11608 | 2.69e4 | 72.6 | NO |
| 3 | 3 | 18O2-PFHxS | 1902198-07 Sump 1 0.11608 | 2.04e3 | 85.8 | NO |
| 4 | 4 | 13C8-PFOA | 1902198-07 Sump 1 0.11608 | 2.41e4 | 53.1 | NO |
| 5 | 5 | 13C9-PFNA | 1902198-07 Sump 1 0.11608 | 1.40e4 | 43.1 | YES |
| 6 | 6 | 13C4-PFOS | 1902198-07 Sump 1 0.11608 | 4.12e3 | 70.3 | NO |
| 7 | 7 | 13C6-PFDA | 1902198-07 Sump 1 0.11608 | 1.37e4 | 34.3 | YES |
| 8 | 8 | 13C7-PFUdA | 1902198-07 Sump 1 0.11608 | 9.56e3 | 20.0 | YES |

**Name: 190726M1_82, Date: 26-Jul-2019, Time: 22:46:28, ID: 1902198-08 Sump 2 0.10782, Description: Sump 2**

| | # | Name | ID | Area | %Rec | Area Out |
|---|---|---|---|---|---|---|
| 1 | 1 | 13C4-PFBA | 1902198-08 Sump 2 0.10782 | 1.53e4 | 120.2 | NO |
| 2 | 2 | 13C5-PFHxA | 1902198-08 Sump 2 0.10782 | 2.98e4 | 80.4 | NO |
| 3 | 3 | 18O2-PFHxS | 1902198-08 Sump 2 0.10782 | 1.95e3 | 82.1 | NO |
| 4 | 4 | 13C8-PFOA | 1902198-08 Sump 2 0.10782 | 3.53e4 | 77.6 | NO |
| 5 | 5 | 13C9-PFNA | 1902198-08 Sump 2 0.10782 | 2.18e4 | 66.9 | NO |
| 6 | 6 | 13C4-PFOS | 1902198-08 Sump 2 0.10782 | 3.66e3 | 62.5 | NO |
| 7 | 7 | 13C6-PFDA | 1902198-08 Sump 2 0.10782 | 2.18e4 | 54.7 | NO |
| 8 | 8 | 13C7-PFUdA | 1902198-08 Sump 2 0.10782 | 1.20e4 | 25.1 | YES |

**Name: 190726M1_83, Date: 26-Jul-2019, Time: 22:57:01, ID: IPA, Description: IPA**

| | # | Name | ID | Area | %Rec | Area Out |
|---|---|---|---|---|---|---|
| 1 | 1 | 13C4-PFBA | IPA | | | NO |
| 2 | 2 | 13C5-PFHxA | IPA | | | NO |
| 3 | 3 | 18O2-PFHxS | IPA | | | NO |
| 4 | 4 | 13C8-PFOA | IPA | | | NO |
| 5 | 5 | 13C9-PFNA | IPA | | | NO |
| 6 | 6 | 13C4-PFOS | IPA | | | NO |
| 7 | 7 | 13C6-PFDA | IPA | | | NO |
| 8 | 8 | 13C7-PFUdA | IPA | | | NO |

Dataset: Untitled

Last Altered: Sunday, July 28, 2019 12:55:48 Pacific Daylight Time
Printed: Sunday, July 28, 2019 12:59:28 Pacific Daylight Time

**Name: 190726M1_84, Date: 26-Jul-2019, Time: 23:07:39, ID: ST190726M1-6 PFC CS3 19G1106, Description: PFC CS3 19G1106**

| | # | Name | ID | Area | %Rec | Area Out |
|---|---|---|---|---|---|---|
| 1 | 1 | 13C4-PFBA | ST190726M1-6 PFC CS3 19G1106 | 9.56e3 | 75.3 | NO |
| 2 | 2 | 13C5-PFHxA | ST190726M1-6 PFC CS3 19G1106 | 3.09e4 | 83.4 | NO |
| 3 | 3 | 18O2-PFHxS | ST190726M1-6 PFC CS3 19G1106 | 2.04e3 | 85.7 | NO |
| 4 | 4 | 13C8-PFOA | ST190726M1-6 PFC CS3 19G1106 | 3.85e4 | 84.6 | NO |
| 5 | 5 | 13C9-PFNA | ST190726M1-6 PFC CS3 19G1106 | 2.74e4 | 84.2 | NO |
| 6 | 6 | 13C4-PFOS | ST190726M1-6 PFC CS3 19G1106 | 4.86e3 | 82.9 | NO |
| 7 | 7 | 13C6-PFDA | ST190726M1-6 PFC CS3 19G1106 | 3.32e4 | 83.2 | NO |
| 8 | 8 | 13C7-PFUdA | ST190726M1-6 PFC CS3 19G1106 | 4.15e4 | 86.9 | NO |

**Name: 190726M1_85, Date: 26-Jul-2019, Time: 23:18:12, ID: IPA, Description: IPA**

| | # | Name | ID | Area | %Rec | Area Out |
|---|---|---|---|---|---|---|
| 1 | 1 | 13C4-PFBA | IPA | | | NO |
| 2 | 2 | 13C5-PFHxA | IPA | | | NO |
| 3 | 3 | 18O2-PFHxS | IPA | | | NO |
| 4 | 4 | 13C8-PFOA | IPA | | | NO |
| 5 | 5 | 13C9-PFNA | IPA | | | NO |
| 6 | 6 | 13C4-PFOS | IPA | | | NO |
| 7 | 7 | 13C6-PFDA | IPA | | | NO |
| 8 | 8 | 13C7-PFUdA | IPA | | | NO |

**Name: 190726M1_86, Date: 26-Jul-2019, Time: 23:28:51, ID: 1902198-09 MW-997701 0.1153, Description: MW-997701**

| | # | Name | ID | Area | %Rec | Area Out |
|---|---|---|---|---|---|---|
| 1 | 1 | 13C4-PFBA | 1902198-09 MW-997701 0.1153 | 1.37e4 | 107.8 | NO |
| 2 | 2 | 13C5-PFHxA | 1902198-09 MW-997701 0.1153 | 2.78e4 | 74.8 | NO |
| 3 | 3 | 18O2-PFHxS | 1902198-09 MW-997701 0.1153 | 1.71e3 | 72.0 | NO |
| 4 | 4 | 13C8-PFOA | 1902198-09 MW-997701 0.1153 | 3.39e4 | 74.6 | NO |
| 5 | 5 | 13C9-PFNA | 1902198-09 MW-997701 0.1153 | 2.29e4 | 70.6 | NO |
| 6 | 6 | 13C4-PFOS | 1902198-09 MW-997701 0.1153 | 3.84e3 | 65.5 | NO |
| 7 | 7 | 13C6-PFDA | 1902198-09 MW-997701 0.1153 | 2.32e4 | 58.0 | NO |
| 8 | 8 | 13C7-PFUdA | 1902198-09 MW-997701 0.1153 | 1.57e4 | 32.9 | YES |

**Name: 190726M1_87, Date: 26-Jul-2019, Time: 23:39:29, ID: 1902198-10 MW-997702 0.11184, Description: MW-997702**

| | # | Name | ID | Area | %Rec | Area Out |
|---|---|---|---|---|---|---|
| 1 | 1 | 13C4-PFBA | 1902198-10 MW-997702 0.11184 | 1.48e4 | 116.4 | NO |
| 2 | 2 | 13C5-PFHxA | 1902198-10 MW-997702 0.11184 | 2.74e4 | 73.7 | NO |
| 3 | 3 | 18O2-PFHxS | 1902198-10 MW-997702 0.11184 | 1.97e3 | 83.0 | NO |
| 4 | 4 | 13C8-PFOA | 1902198-10 MW-997702 0.11184 | 2.96e4 | 65.0 | NO |
| 5 | 5 | 13C9-PFNA | 1902198-10 MW-997702 0.11184 | 1.70e4 | 52.3 | NO |
| 6 | 6 | 13C4-PFOS | 1902198-10 MW-997702 0.11184 | 3.72e3 | 63.4 | NO |
| 7 | 7 | 13C6-PFDA | 1902198-10 MW-997702 0.11184 | 1.52e4 | 38.2 | YES |
| 8 | 8 | 13C7-PFUdA | 1902198-10 MW-997702 0.11184 | 8.99e3 | 18.8 | YES |

Dataset: Untitled

Last Altered: Sunday, July 28, 2019 12:55:48 Pacific Daylight Time
Printed: Sunday, July 28, 2019 12:59:28 Pacific Daylight Time

**Name: 190726M1_88, Date: 26-Jul-2019, Time: 23:50:02, ID: 1902198-11 CUD-1 0.11436, Description: CUD-1**

| | # | Name | ID | Area | %Rec | Area Out |
|---|---|---|---|---|---|---|
| 1 | 1 | 13C4-PFBA | 1902198-11 CUD-1 0.11436 | 1.51e4 | 118.6 | NO |
| 2 | 2 | 13C5-PFHxA | 1902198-11 CUD-1 0.11436 | 2.83e4 | 76.2 | NO |
| 3 | 3 | 18O2-PFHxS | 1902198-11 CUD-1 0.11436 | 1.93e3 | 81.4 | NO |
| 4 | 4 | 13C8-PFOA | 1902198-11 CUD-1 0.11436 | 2.85e4 | 62.7 | NO |
| 5 | 5 | 13C9-PFNA | 1902198-11 CUD-1 0.11436 | 1.57e4 | 48.2 | YES |
| 6 | 6 | 13C4-PFOS | 1902198-11 CUD-1 0.11436 | 3.27e3 | 55.9 | NO |
| 7 | 7 | 13C6-PFDA | 1902198-11 CUD-1 0.11436 | 1.41e4 | 35.3 | YES |
| 8 | 8 | 13C7-PFUdA | 1902198-11 CUD-1 0.11436 | 6.30e3 | 13.2 | YES |

**Name: 190726M1_89, Date: 27-Jul-2019, Time: 00:00:41, ID: 1902198-12 CUD-2 0.1159, Description: CUD-2**

| | # | Name | ID | Area | %Rec | Area Out |
|---|---|---|---|---|---|---|
| 1 | 1 | 13C4-PFBA | 1902198-12 CUD-2 0.1159 | 1.66e4 | 130.4 | NO |
| 2 | 2 | 13C5-PFHxA | 1902198-12 CUD-2 0.1159 | 3.01e4 | 81.2 | NO |
| 3 | 3 | 18O2-PFHxS | 1902198-12 CUD-2 0.1159 | 2.03e3 | 85.3 | NO |
| 4 | 4 | 13C8-PFOA | 1902198-12 CUD-2 0.1159 | 3.44e4 | 75.6 | NO |
| 5 | 5 | 13C9-PFNA | 1902198-12 CUD-2 0.1159 | 2.04e4 | 62.6 | NO |
| 6 | 6 | 13C4-PFOS | 1902198-12 CUD-2 0.1159 | 3.91e3 | 66.7 | NO |
| 7 | 7 | 13C6-PFDA | 1902198-12 CUD-2 0.1159 | 1.73e4 | 43.3 | YES |
| 8 | 8 | 13C7-PFUdA | 1902198-12 CUD-2 0.1159 | 8.23e3 | 17.2 | YES |

**Name: 190726M1_90, Date: 27-Jul-2019, Time: 00:11:13, ID: 1902198-13 CUD-4 0.10916, Description: CUD-4**

| | # | Name | ID | Area | %Rec | Area Out |
|---|---|---|---|---|---|---|
| 1 | 1 | 13C4-PFBA | 1902198-13 CUD-4 0.10916 | 1.69e4 | 133.3 | NO |
| 2 | 2 | 13C5-PFHxA | 1902198-13 CUD-4 0.10916 | 3.13e4 | 84.3 | NO |
| 3 | 3 | 18O2-PFHxS | 1902198-13 CUD-4 0.10916 | 2.08e3 | 87.7 | NO |
| 4 | 4 | 13C8-PFOA | 1902198-13 CUD-4 0.10916 | 3.72e4 | 81.7 | NO |
| 5 | 5 | 13C9-PFNA | 1902198-13 CUD-4 0.10916 | 2.29e4 | 70.5 | NO |
| 6 | 6 | 13C4-PFOS | 1902198-13 CUD-4 0.10916 | 3.45e3 | 59.0 | NO |
| 7 | 7 | 13C6-PFDA | 1902198-13 CUD-4 0.10916 | 1.94e4 | 48.5 | YES |
| 8 | 8 | 13C7-PFUdA | 1902198-13 CUD-4 0.10916 | 8.40e3 | 17.6 | YES |

**Name: 190726M1_91, Date: 27-Jul-2019, Time: 00:21:51, ID: 1902198-14 P-601 0.1205, Description: P-601**

| | # | Name | ID | Area | %Rec | Area Out |
|---|---|---|---|---|---|---|
| 1 | 1 | 13C4-PFBA | 1902198-14 P-601 0.1205 | 1.55e4 | 122.2 | NO |
| 2 | 2 | 13C5-PFHxA | 1902198-14 P-601 0.1205 | 3.06e4 | 82.4 | NO |
| 3 | 3 | 18O2-PFHxS | 1902198-14 P-601 0.1205 | 1.98e3 | 83.2 | NO |
| 4 | 4 | 13C8-PFOA | 1902198-14 P-601 0.1205 | 3.20e4 | 70.3 | NO |
| 5 | 5 | 13C9-PFNA | 1902198-14 P-601 0.1205 | 1.90e4 | 58.6 | NO |
| 6 | 6 | 13C4-PFOS | 1902198-14 P-601 0.1205 | 3.18e3 | 54.2 | NO |
| 7 | 7 | 13C6-PFDA | 1902198-14 P-601 0.1205 | 1.50e4 | 37.6 | YES |
| 8 | 8 | 13C7-PFUdA | 1902198-14 P-601 0.1205 | 6.65e3 | 13.9 | YES |

Dataset: Untitled

Last Altered: Sunday, July 28, 2019 12:55:48 Pacific Daylight Time
Printed: Sunday, July 28, 2019 12:59:28 Pacific Daylight Time

**Name: 190726M1_92, Date: 27-Jul-2019, Time: 00:32:24, ID: 1902198-15 P-97-103RR 0.1159, Description: P-97-103RR**

| | # | Name | ID | Area | %Rec | Area Out |
|---|---|---|---|---|---|---|
| 1 | 1 | 13C4-PFBA | 1902198-15 P-97-103RR 0.1159 | 1.51e4 | 119.2 | NO |
| 2 | 2 | 13C5-PFHxA | 1902198-15 P-97-103RR 0.1159 | 2.87e4 | 77.3 | NO |
| 3 | 3 | 18O2-PFHxS | 1902198-15 P-97-103RR 0.1159 | 1.88e3 | 79.0 | NO |
| 4 | 4 | 13C8-PFOA | 1902198-15 P-97-103RR 0.1159 | 3.29e4 | 72.2 | NO |
| 5 | 5 | 13C9-PFNA | 1902198-15 P-97-103RR 0.1159 | 1.97e4 | 60.7 | NO |
| 6 | 6 | 13C4-PFOS | 1902198-15 P-97-103RR 0.1159 | 3.47e3 | 59.2 | NO |
| 7 | 7 | 13C6-PFDA | 1902198-15 P-97-103RR 0.1159 | 1.62e4 | 40.5 | YES |
| 8 | 8 | 13C7-PFUdA | 1902198-15 P-97-103RR 0.1159 | 6.95e3 | 14.6 | YES |

**Name: 190726M1_93, Date: 27-Jul-2019, Time: 00:43:03, ID: IPA, Description: IPA**

| | # | Name | ID | Area | %Rec | Area Out |
|---|---|---|---|---|---|---|
| 1 | 1 | 13C4-PFBA | IPA | | | NO |
| 2 | 2 | 13C5-PFHxA | IPA | | | NO |
| 3 | 3 | 18O2-PFHxS | IPA | | | NO |
| 4 | 4 | 13C8-PFOA | IPA | | | NO |
| 5 | 5 | 13C9-PFNA | IPA | | | NO |
| 6 | 6 | 13C4-PFOS | IPA | | | NO |
| 7 | 7 | 13C6-PFDA | IPA | 8.07e0 | 0.0 | YES |
| 8 | 8 | 13C7-PFUdA | IPA | 1.46e1 | 0.0 | YES |

**Name: 190726M1_94, Date: 27-Jul-2019, Time: 00:53:41, ID: ST190726M1-7 PFC CS3 19G1106, Description: PFC CS3 19G1106**

| | # | Name | ID | Area | %Rec | Area Out |
|---|---|---|---|---|---|---|
| 1 | 1 | 13C4-PFBA | ST190726M1-7 PFC CS3 19G1106 | 1.03e4 | 81.3 | NO |
| 2 | 2 | 13C5-PFHxA | ST190726M1-7 PFC CS3 19G1106 | 3.22e4 | 86.9 | NO |
| 3 | 3 | 18O2-PFHxS | ST190726M1-7 PFC CS3 19G1106 | 2.06e3 | 86.7 | NO |
| 4 | 4 | 13C8-PFOA | ST190726M1-7 PFC CS3 19G1106 | 3.95e4 | 86.8 | NO |
| 5 | 5 | 13C9-PFNA | ST190726M1-7 PFC CS3 19G1106 | 2.75e4 | 84.5 | NO |
| 6 | 6 | 13C4-PFOS | ST190726M1-7 PFC CS3 19G1106 | 4.95e3 | 84.5 | NO |
| 7 | 7 | 13C6-PFDA | ST190726M1-7 PFC CS3 19G1106 | 3.53e4 | 88.4 | NO |
| 8 | 8 | 13C7-PFUdA | ST190726M1-7 PFC CS3 19G1106 | 4.16e4 | 87.2 | NO |

Vista Analytical Laboratory

Dataset: F:\Projects\PFAS.PRO\Results\190726M1\190726M1-IB.qld

Last Altered: Friday, July 26, 2019 13:50:42 Pacific Daylight Time
Printed: Friday, July 26, 2019 13:51:00 Pacific Daylight Time

**Name: 190726M1_5, Date: 26-Jul-2019, Time: 08:41:30, ID: IB, Description: IB**

| | # | Name | Trace | Area | IS Area | wt/vol | RT | Response | Conc. | %Rec | Recovery ... | Ion Ratio | Ratio Out? |
|---|---|---|---|---|---|---|---|---|---|---|---|---|---|
| 1 | 1 | PFBA | 213.0 > 168.8 | | 7115.315 | 1.00 | | | | | NO | | |
| 2 | 2 | PFPrS | 248.9 > 79.9 | | 2251.232 | 1.00 | | | | | NO | | |
| 3 | 3 | 3:3 FTCA | 240.9 > 176.9 | | 15412.650 | 1.00 | | | | | NO | | |
| 4 | 4 | PFPeA | 263.1 > 218.9 | | 15412.650 | 1.00 | | | | | NO | | |
| 5 | 5 | PFBS | 299.0 > 79.7 | | 2251.232 | 1.00 | | | | | NO | | |
| 6 | 6 | 4:2 FTS | 327.0 > 306.9 | | 3406.539 | 1.00 | | | | | NO | | |
| 7 | 47 | 13C3-PFBA | 216.1 > 171.8 | 7115.315 | 9682.104 | 1.00 | 1.13 | 9.186 | 12.5 | 100.2 | NO | | |
| 8 | 49 | 13C3-PFBS | 302.0 > 98.8 | 2251.232 | 2027.302 | 1.00 | 2.41 | 13.881 | 13.1 | 105.0 | NO | | |
| 9 | 48 | 13C3-PFPeA | 266.0 > 221.8 | 15412.650 | 32927.684 | 1.00 | 2.11 | 5.851 | 11.7 | 94.0 | NO | | |
| 10 | 48 | 13C3-PFPeA | 266.0 > 221.8 | 15412.650 | 32927.684 | 1.00 | 2.11 | 5.851 | 11.7 | 94.0 | NO | | |
| 11 | 49 | 13C3-PFBS | 302.0 > 98.8 | 2251.232 | 2027.302 | 1.00 | 2.41 | 13.881 | 13.1 | 105.0 | NO | | |
| 12 | 51 | 13C2-4:2 FTS | 329.0 >79.9 | 3406.539 | 2027.302 | 1.00 | 2.84 | 21.004 | 12.7 | 101.8 | NO | | |
| 13 | -1 | | | | | | | | | | | | |
| 14 | 7 | PFHxA | 313.0 > 269.0 | | 12948.210 | 1.00 | | | | | NO | | |
| 15 | 8 | PFPeS | 349.1>80.1 | | 2251.232 | 1.00 | | | | | NO | | |
| 16 | 9 | HFPO-DA | 285.1 > 168.9 | | 1779.822 | 1.00 | | | | | NO | | |
| 17 | 10 | 5:3 FTCA | 340.9 > 236.9 | | 16507.723 | 1.00 | | | | | NO | | |
| 18 | 11 | PFHpA | 363.0 > 318.9 | | 16507.723 | 1.00 | | | | | NO | | |
| 19 | 12 | ADONA | 376.8 > 250.9 | | 16507.723 | 1.00 | | | | | NO | | |
| 20 | 52 | 13C2-PFHxA | 315.0 > 270.0 | 12948.210 | 32927.684 | 1.00 | 2.93 | 4.915 | 5.0 | 100.6 | NO | | |
| 21 | 49 | 13C3-PFBS | 302.0 > 98.8 | 2251.232 | 2027.302 | 1.00 | 2.41 | 13.881 | 13.1 | 105.0 | NO | | |
| 22 | 50 | 13C3-HFPO-DA | 287.0 > 168.9 | 1779.822 | 32927.684 | 1.00 | 3.14 | 0.676 | 5.0 | 100.9 | NO | | |
| 23 | 53 | 13C4-PFHpA | 367.2 > 321.8 | 16507.723 | 32927.684 | 1.00 | 3.55 | 6.267 | 13.1 | 104.8 | NO | | |
| 24 | 53 | 13C4-PFHpA | 367.2 > 321.8 | 16507.723 | 32927.684 | 1.00 | 3.55 | 6.267 | 13.1 | 104.8 | NO | | |
| 25 | 53 | 13C4-PFHpA | 367.2 > 321.8 | 16507.723 | 32927.684 | 1.00 | 3.55 | 6.267 | 13.1 | 104.8 | NO | | |
| 26 | -1 | | | | | | | | | | | | |
| 27 | 13 | L-PFHxS | 398.9 > 79.6 | | 4332.328 | 1.00 | | | | | NO | | |
| 28 | 15 | 6:2 FTS | 427.0 > 406.9 | | 2343.994 | 1.00 | | | | | NO | | |
| 29 | 16 | L-PFOA | 412.8 > 368.9 | 117.852 | 28525.592 | 1.00 | 4.08 | 0.052 | 0.0 | | NO | 5.130 | NO |
| 30 | 18 | PFecHS | 460.8 > 381.0 | | 28525.592 | 1.00 | | | | | NO | | |
| 31 | 19 | PFHpS | 449.0 > 80.0 | | 5049.370 | 1.00 | | | | | NO | | |
| 32 | 20 | 7:3 FTCA | 440.9 > 336.9 | | 29607.969 | 1.00 | | | | | NO | | |
| 33 | 54 | 13C3-PFHxS | 401.8 > 79.9 | 4332.328 | 2027.302 | 1.00 | 3.70 | 26.712 | 13.2 | 105.6 | NO | | |
| 34 | 55 | 13C2-6:2 FTS | 429.0 >79.9 | 2343.994 | 4818.058 | 1.00 | 4.02 | 6.081 | 11.3 | 90.7 | NO | | |
| 35 | 58 | 13C2-PFOA | 414.9 > 369.7 | 28525.592 | 39806.516 | 1.00 | 4.08 | 8.958 | 13.1 | 105.2 | NO | | |
| 36 | 58 | 13C2-PFOA | 414.9 > 369.7 | 28525.592 | 39806.516 | 1.00 | 4.08 | 8.958 | 13.1 | 105.2 | NO | | |


CGH 7/26/2019

Dataset: F:\Projects\PFAS.PRO\Results\190726M1\190726M1-IB.qld

Last Altered: Friday, July 26, 2019 13:50:42 Pacific Daylight Time
Printed: Friday, July 26, 2019 13:51:00 Pacific Daylight Time

**Name: 190726M1_5, Date: 26-Jul-2019, Time: 08:41:30, ID: IB, Description: IB**

| | # | Name | Trace | Area | IS Area | wt/vol | RT | Response | Conc. | %Rec | Recovery ... | Ion Ratio | Ratio Out? |
|---|---|---|---|---|---|---|---|---|---|---|---|---|---|
| 37 | 59 | 13C8-PFOS | 507.0 > 79.9 | 5049.370 | 4818.058 | 1.00 | 4.62 | 13.100 | 13.1 | 105.1 | NO | | |
| 38 | 56 | 13C5-PFNA | 468.2 > 422.9 | 29607.969 | 28903.037 | 1.00 | 4.53 | 12.805 | 12.8 | 102.2 | NO | | |
| 39 | -1 | | | | | | | | | | | | |
| 40 | 21 | PFNA | 463.0 > 418.8 | | 29607.969 | 1.00 | | | | | NO | | |
| 41 | 22 | PFOSA | 497.9 > 77.9 | | 6262.123 | 1.00 | | | | | NO | | |
| 42 | 23 | L-PFOS | 498.9 > 79.9 | | 5049.370 | 1.00 | | | | | NO | | |
| 43 | 25 | 9Cl-PF30NS | 530.7 > 350.8 | | 5049.370 | 1.00 | | | | | NO | | |
| 44 | 26 | PFDA | 513 > 468.8 | 36.902 | 28364.254 | 1.00 | 4.92 | 0.016 | 0.0 | | NO | 2.351 | YES |
| 45 | 27 | 8:2 FTS | 527.0 > 506.9 | | 2832.925 | 1.00 | | | | | NO | | |
| 46 | 56 | 13C5-PFNA | 468.2 > 422.9 | 29607.969 | 28903.037 | 1.00 | 4.53 | 12.805 | 12.8 | 102.2 | NO | | |
| 47 | 57 | 13C8-PFOSA | 506.1 > 77.7 | 6262.123 | 43273.457 | 1.00 | 4.59 | 1.809 | 10.8 | 86.4 | NO | | |
| 48 | 59 | 13C8-PFOS | 507.0 > 79.9 | 5049.370 | 4818.058 | 1.00 | 4.62 | 13.100 | 13.1 | 105.1 | NO | | |
| 49 | 59 | 13C8-PFOS | 507.0 > 79.9 | 5049.370 | 4818.058 | 1.00 | 4.62 | 13.100 | 13.1 | 105.1 | NO | | |
| 50 | 60 | 13C2-PFDA | 515.1 > 469.9 | 28364.254 | 34937.598 | 1.00 | 4.91 | 10.148 | 12.4 | 99.1 | NO | | |
| 51 | 61 | 13C2-8:2 FTS | 529 > 79.9 | 2832.925 | 4818.058 | 1.00 | 4.88 | 7.350 | 13.2 | 105.6 | NO | | |
| 52 | -1 | | | | | | | | | | | | |
| 53 | 28 | PFNS | 549.1 > 80.1 | | 5049.370 | 1.00 | | | | | NO | | |
| 54 | 29 | L-MeFOSAA | 570 > 419 | | 6262.895 | 1.00 | | | | | NO | | |
| 55 | 31 | L-EtFOSAA | 584.1 > 419 | | 9085.869 | 1.00 | | | | | NO | | |
| 56 | 33 | PFUdA | 563.0 > 518.9 | 82.800 | 38341.168 | 1.00 | 5.24 | 0.027 | | | NO | 8.303 | NO |
| 57 | 34 | PFDS | 598.8 > 79.9 | | 2832.925 | 1.00 | | | | | NO | | |
| 58 | 35 | 11Cl-PF30UdS | 632.6 > 452.7 | | 33927.527 | 1.00 | | | | | NO | | |
| 59 | 59 | 13C8-PFOS | 507.0 > 79.9 | 5049.370 | 4818.058 | 1.00 | 4.62 | 13.100 | 13.1 | 105.1 | NO | | |
| 60 | 62 | d3-N-MeFOSAA | 573.3 > 419 | 6262.895 | 43273.457 | 1.00 | 5.07 | 1.809 | 10.2 | 81.6 | NO | | |
| 61 | 64 | d5-N-EtFOSAA | 589.3 > 419 | 9085.869 | 43273.457 | 1.00 | 5.23 | 2.625 | 11.7 | 93.8 | NO | | |
| 62 | 63 | 13C2-PFUdA | 565 > 519.8 | 38341.168 | 43273.457 | 1.00 | 5.24 | 11.075 | 12.5 | 99.7 | NO | | |
| 63 | 61 | 13C2-8:2 FTS | 529 > 79.9 | 2832.925 | 4818.058 | 1.00 | 4.88 | 7.350 | 13.2 | 105.6 | NO | | |
| 64 | 65 | 13C2-PFDoA | 614.7 > 569.7 | 33927.527 | 34937.598 | 1.00 | 5.53 | 12.139 | 11.2 | 89.3 | NO | | |
| 65 | -1 | | | | | | | | | | | | |
| 66 | 36 | 10:2 FTS | 627.0 > 606.9 | | 2832.925 | 1.00 | | | | | NO | | |
| 67 | 37 | PFDoA | 612.9 > 569.0 | 46.720 | 33927.527 | 1.00 | 5.53 | 0.017 | | | NO | 48.264 | YES |
| 68 | 38 | N-MeFOSA | 512.1 > 168.9 | | 18829.225 | 1.00 | | | | | NO | | |
| 69 | 39 | PFTrDA | 662.9 > 618.9 | | 33927.527 | 1.00 | | | | | NO | | |
| 70 | 40 | PFDoS | 698.8 > 79.9 | | 24559.809 | 1.00 | | | | | NO | | |
| 71 | 41 | PFTeDA | 713.0 > 669.0 | 77.320 | 24559.809 | 1.00 | 6.01 | 0.039 | | | NO | 124.109 | YES |
| 72 | 65 | 13C2-PFDoA | 614.7 > 569.7 | 33927.527 | 34937.598 | 1.00 | 5.53 | 12.139 | 11.2 | 89.3 | NO | | |


CGH 7/26/2019

Dataset: F:\Projects\PFAS.PRO\Results\190726M1\190726M1-IB.qld

Last Altered: Friday, July 26, 2019 13:50:42 Pacific Daylight Time
Printed: Friday, July 26, 2019 13:51:00 Pacific Daylight Time

**Name: 190726M1_5, Date: 26-Jul-2019, Time: 08:41:30, ID: IB, Description: IB**

| | # | Name | Trace | Area | IS Area | wt/vol | RT | Response | Conc. | %Rec | Recovery ... | Ion Ratio | Ratio Out? |
|---|---|---|---|---|---|---|---|---|---|---|---|---|---|
| 73 | 65 | 13C2-PFDoA | 614.7 > 569.7 | 33927.527 | 34937.598 | 1.00 | 5.53 | 12.139 | 11.2 | 89.3 | NO | | |
| 74 | 66 | d3-N-MeFOSA | 515.2 > 168.9 | 18829.225 | 43273.457 | 1.00 | 5.72 | 5.439 | 142.2 | 94.8 | NO | | |
| 75 | 65 | 13C2-PFDoA | 614.7 > 569.7 | 33927.527 | 34937.598 | 1.00 | 5.53 | 12.139 | 11.2 | 89.3 | NO | | |
| 76 | 67 | 13C2-PFTeDA | 715.1 > 669.7 | 24559.809 | 43273.457 | 1.00 | 6.01 | 7.094 | 11.7 | 93.9 | NO | | |
| 77 | 67 | 13C2-PFTeDA | 715.1 > 669.7 | 24559.809 | 43273.457 | 1.00 | 6.01 | 7.094 | 11.7 | 93.9 | NO | | |
| 78 | -1 | | | | | | | | | | | | |
| 79 | 42 | N-EtFOSA | 526.1 > 168.9 | | 25198.975 | 1.00 | | | | | NO | | |
| 80 | 43 | PFHxDA | 813.1 > 768.6 | 91.229 | 11976.426 | 1.00 | 6.38 | 0.038 | 0.0 | | NO | 18.069 | NO |
| 81 | 44 | PFODA | 913.1 > 868.8 | 13.429 | 11976.426 | 1.00 | 6.63 | 0.006 | | | NO | | |
| 82 | 45 | N-MeFOSE | 616.1 > 58.9 | | 15287.770 | 1.00 | | | | | NO | | |
| 83 | 46 | N-EtFOSE | 630.1 > 58.9 | | 16479.609 | 1.00 | | | | | NO | | |
| 84 | 72 | 13C4-PFBA | 217.0 > 172.0 | 9682.104 | 9682.104 | 1.00 | 1.13 | 12.500 | 12.5 | 100.0 | NO | | |
| 85 | 68 | d5-N-ETFOSA | 531.1 > 168.9 | 25198.975 | 43273.457 | 1.00 | 6.16 | 7.279 | 163.7 | 109.2 | NO | | |
| 86 | 69 | 13C2-PFHxDA | 815 > 769.7 | 11976.426 | 43273.457 | 1.00 | 6.38 | 3.460 | 4.4 | 87.8 | NO | | |
| 87 | 69 | 13C2-PFHxDA | 815 > 769.7 | 11976.426 | 43273.457 | 1.00 | 6.38 | 3.460 | 4.4 | 87.8 | NO | | |
| 88 | 70 | d7-N-MeFOSE | 623.1 > 58.9 | 15287.770 | 43273.457 | 1.00 | 6.35 | 4.416 | 141.1 | 94.1 | NO | | |
| 89 | 71 | d9-N-EtFOSE | 639.2 > 58.8 | 16479.609 | 43273.457 | 1.00 | 6.50 | 4.760 | 144.9 | 96.6 | NO | | |
| 90 | 73 | 13C5-PFHxA | 318.0 > 272.9 | 32927.684 | 32927.684 | 1.00 | 2.93 | 12.500 | 12.5 | 100.0 | NO | | |
| 91 | -1 | | | | | | | | | | | | |
| 92 | 75 | 13C8-PFOA | 420.9 > 376.0 | 39806.516 | 39806.516 | 1.00 | 4.08 | 12.500 | 12.5 | 100.0 | NO | | |
| 93 | 74 | 18O2-PFHxS | 403.0 > 102.6 | 2027.302 | 2027.302 | 1.00 | 3.71 | 12.500 | 12.5 | 100.0 | NO | | |
| 94 | 76 | 13C9-PFNA | 472.2 > 426.9 | 28903.037 | 28903.037 | 1.00 | 4.53 | 12.500 | 12.5 | 100.0 | NO | | |
| 95 | 77 | 13C4-PFOS | 503 > 79.9 | 4818.058 | 4818.058 | 1.00 | 4.62 | 12.500 | 12.5 | 100.0 | NO | | |
| 96 | 78 | 13C6-PFDA | 519.1 > 473.7 | 34937.598 | 34937.598 | 1.00 | 4.91 | 12.500 | 12.5 | 100.0 | NO | | |
| 97 | 79 | 13C7-PFUdA | 570.1 > 524.8 | 43273.457 | 43273.457 | 1.00 | 5.24 | 12.500 | 12.5 | 100.0 | NO | | |


CGH 7/26/2019

Vista Analytical Laboratory

Dataset: F:\Projects\PFAS.PRO\Results\190726M1\190726M1-IB.qld

Last Altered: Friday, July 26, 2019 13:50:42 Pacific Daylight Time
Printed: Friday, July 26, 2019 13:51:00 Pacific Daylight Time

**Method: F:\Projects\PFAS.PRO\MethDB\PFAS_FULL_80C_072619.mdb 26 Jul 2019 13:29:28**
**Calibration: F:\Projects\PFAS.PRO\CurveDB\C18_VAL-PFAS_Q4_07-22-19.cdb 22 Jul 2019 13:13:35**

**Name: 190726M1_5, Date: 26-Jul-2019, Time: 08:41:30, ID: IB, Description: IB**

**PFBA**

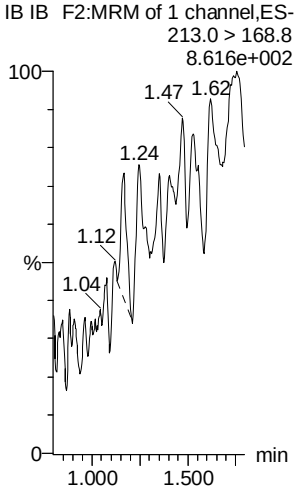


**PFPrS**

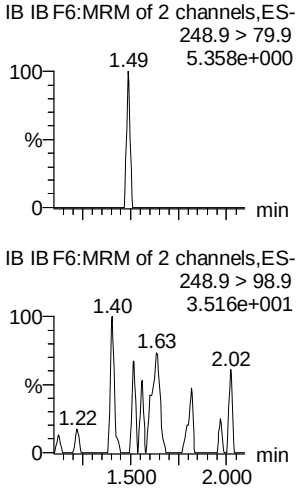


**3:3 FTCA**

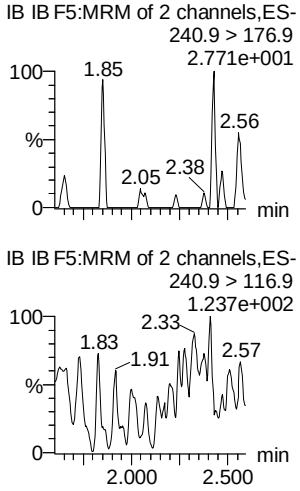


**PFPeA**

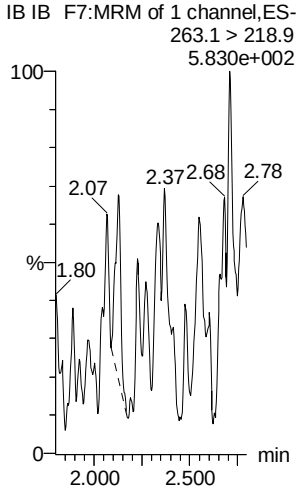


**PFBS**

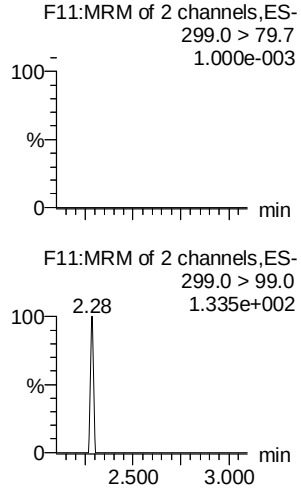


**4:2 FTS**

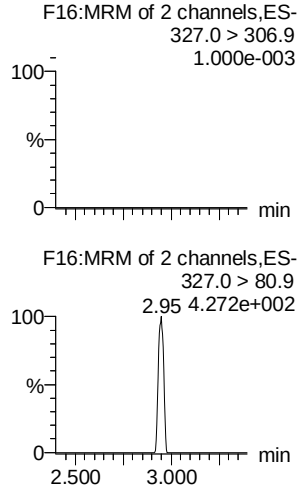


**13C3-PFBA**

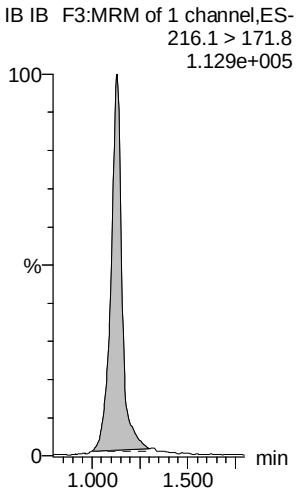


**13C3-PFBS**

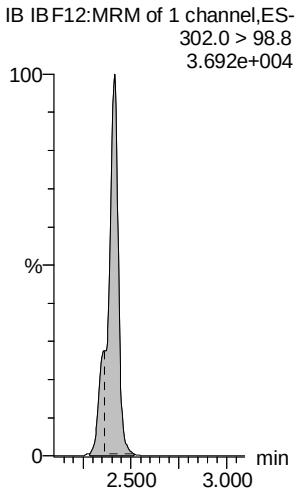


**13C3-PFPeA**

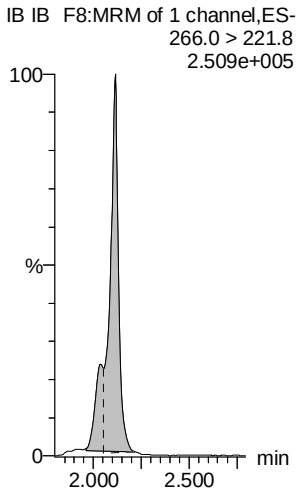


**13C3-PFPeA**

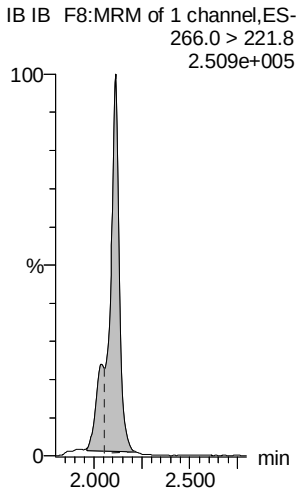


**13C3-PFBS**

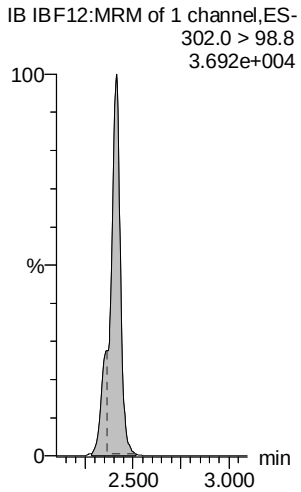


**13C2-4:2 FTS**

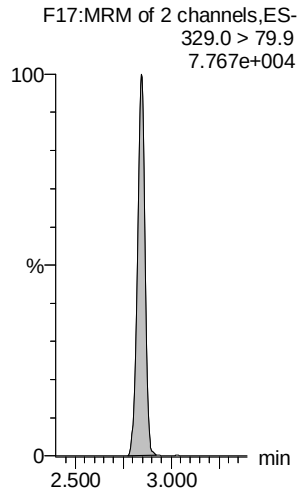



CGH 7/26/2019

Dataset: F:\Projects\PFAS.PRO\Results\190726M1\190726M1-IB.qld

Last Altered: Friday, July 26, 2019 13:50:42 Pacific Daylight Time
Printed: Friday, July 26, 2019 13:51:00 Pacific Daylight Time

**Name: 190726M1_5, Date: 26-Jul-2019, Time: 08:41:30, ID: IB, Description: IB**

**PFHxA**

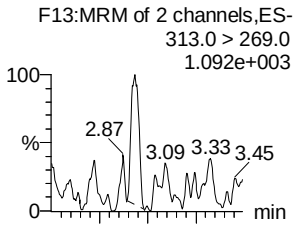


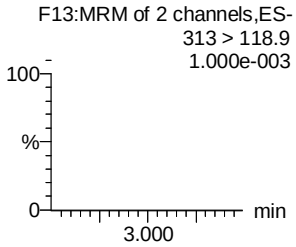


**PFPeS**

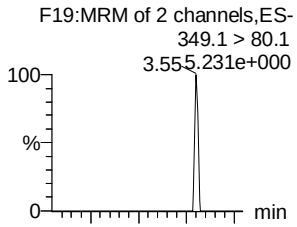


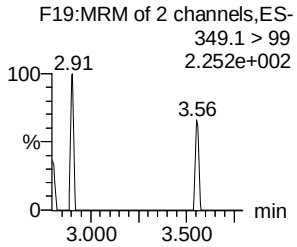


**HFPO-DA**

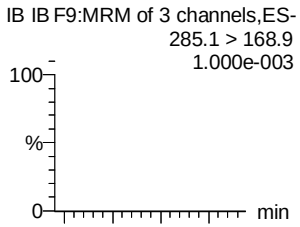


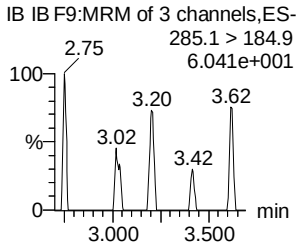


**5:3 FTCA**

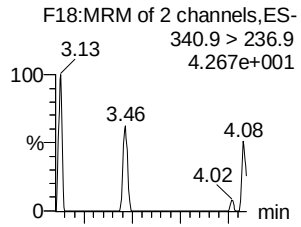


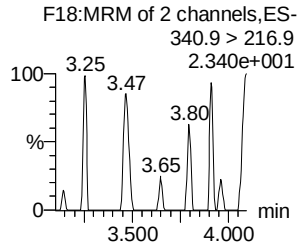


**PFHpA**

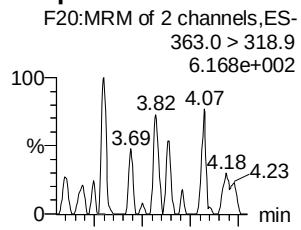


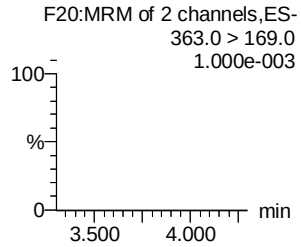


**ADONA**

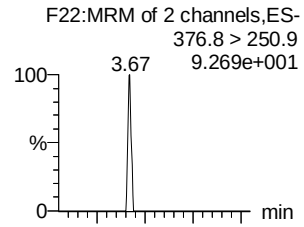


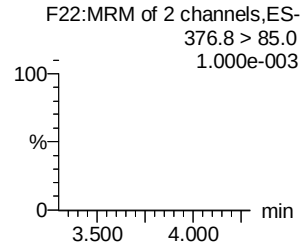


**13C2-PFHxA**

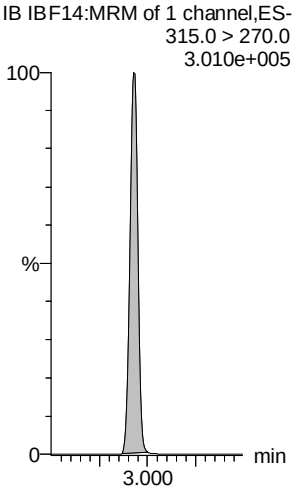


**13C3-PFBS**

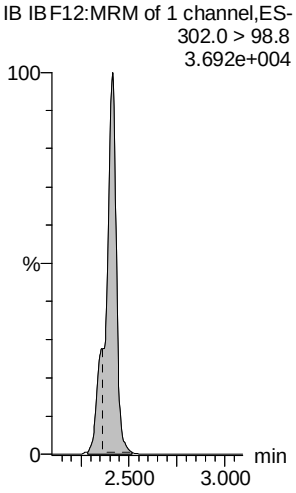


**13C3-HFPO-DA**

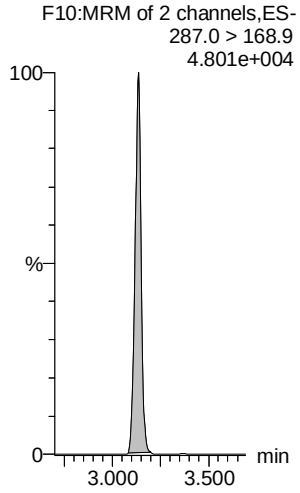


**13C4-PFHpA**

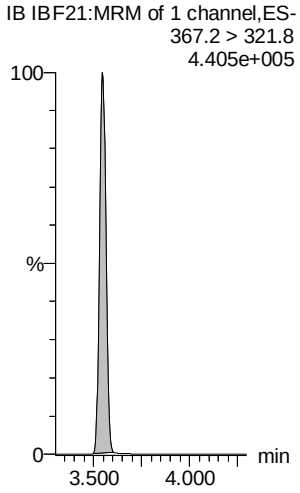


**13C4-PFHpA**

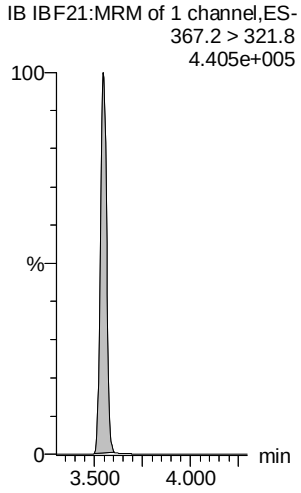


**13C4-PFHpA**

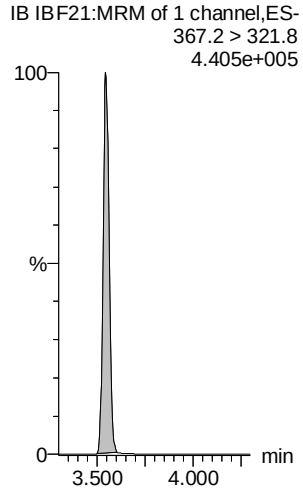

Dataset: F:\Projects\PFAS.PRO\Results\190726M1\190726M1-IB.qld

Last Altered: Friday, July 26, 2019 13:50:42 Pacific Daylight Time
Printed: Friday, July 26, 2019 13:51:00 Pacific Daylight Time

**Name: 190726M1_5, Date: 26-Jul-2019, Time: 08:41:30, ID: IB, Description: IB**

**L-PFHxS**

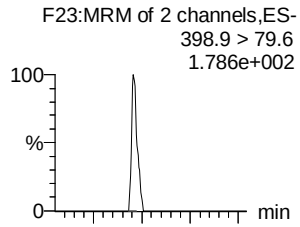


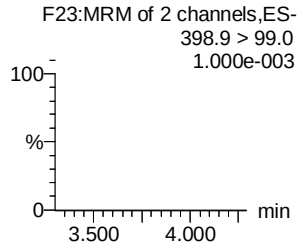


**6:2 FTS**

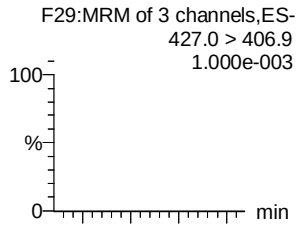


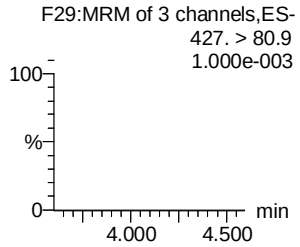


**L-PFOA**

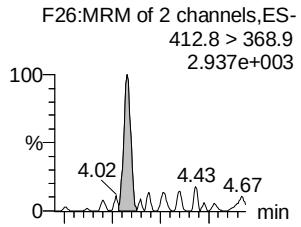


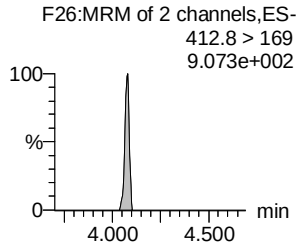


**PFEChS**

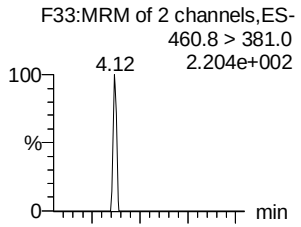


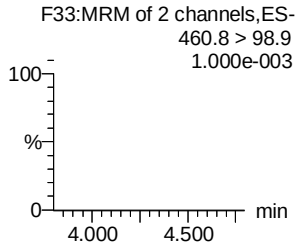


**PFHpS**

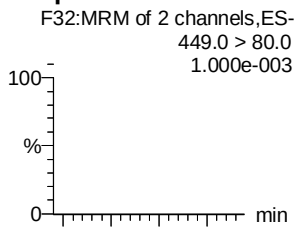


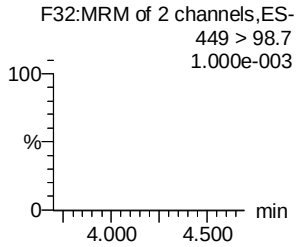


**7:3 FTCA**

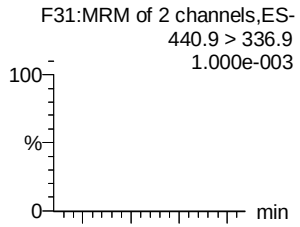


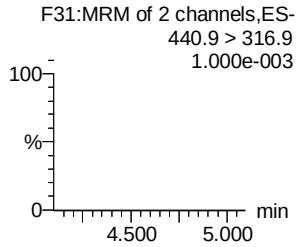


**13C3-PFHxS**

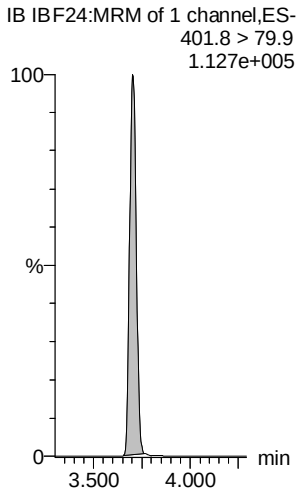


**13C2-6:2 FTS**

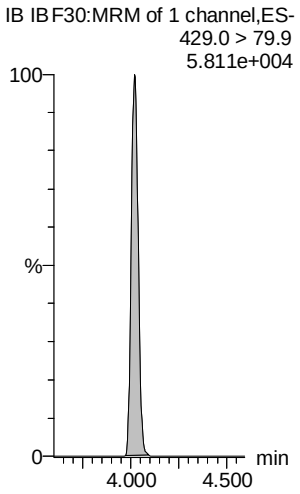


**13C2-PFOA**

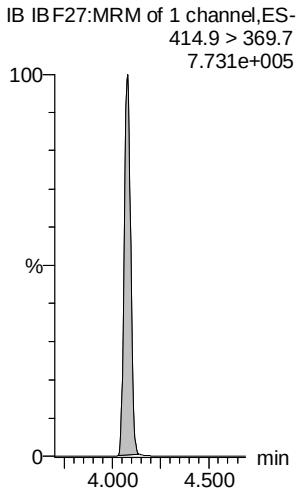


**13C2-PFOA**

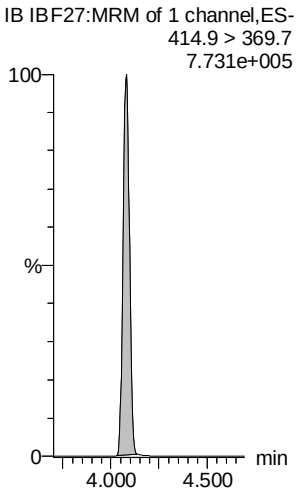


**13C8-PFOS**

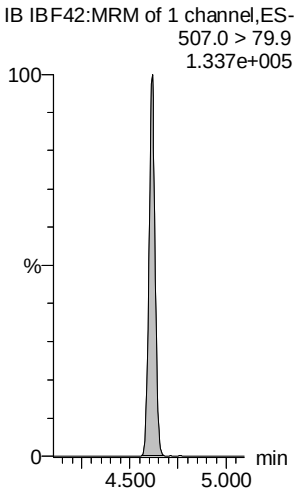


**13C5-PFNA**

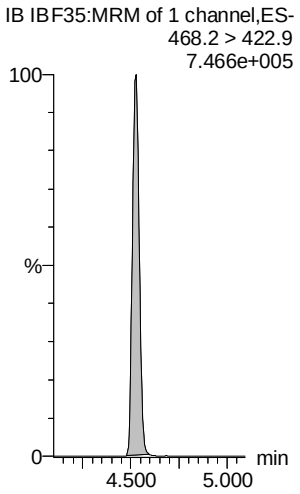

Dataset: F:\Projects\PFAS.PRO\Results\190726M1\190726M1-IB.qld

Last Altered: Friday, July 26, 2019 13:50:42 Pacific Daylight Time
Printed: Friday, July 26, 2019 13:51:00 Pacific Daylight Time

**Name: 190726M1_5, Date: 26-Jul-2019, Time: 08:41:30, ID: IB, Description: IB**

**PFNA**

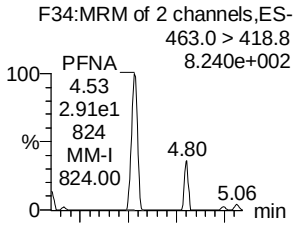


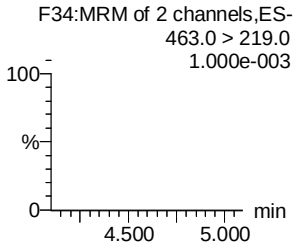


**PFOSA**

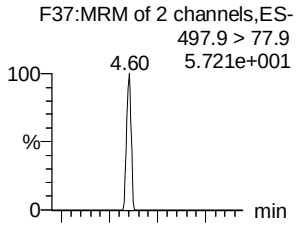


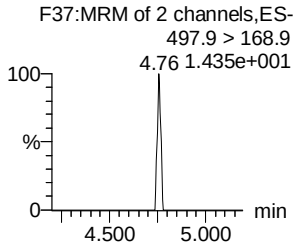


**L-PFOS**

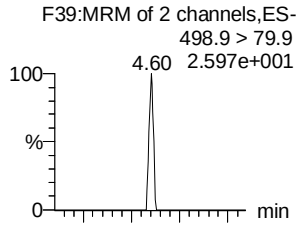


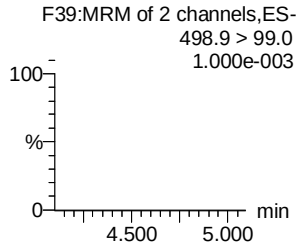


**9Cl-PF30NS**

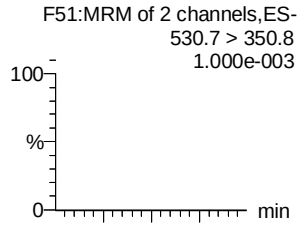


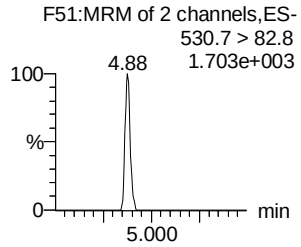


**PFDA**

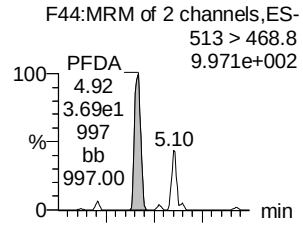


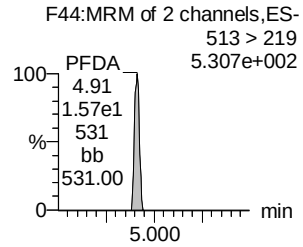


**8:2 FTS**

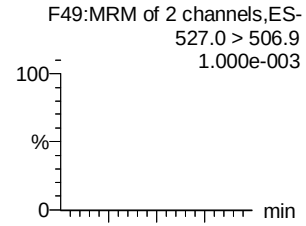


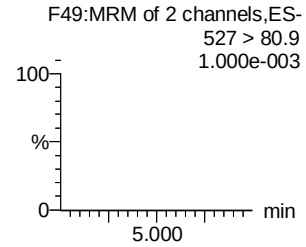


**13C5-PFNA**

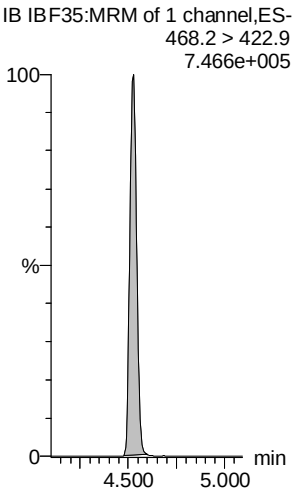


**13C8-PFOSA**

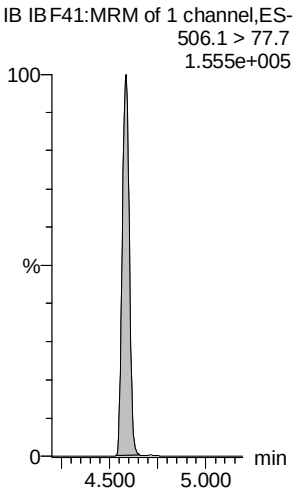


**13C8-PFOS**

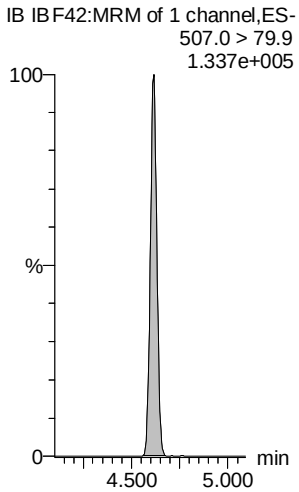


**13C8-PFOS**

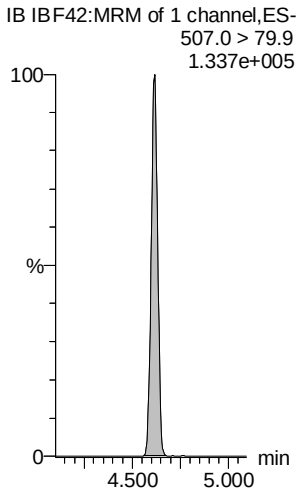


**13C2-PFDA**

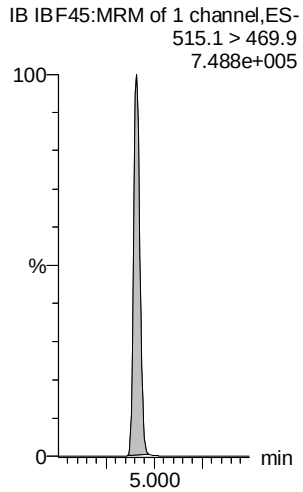


**13C2-8:2 FTS**

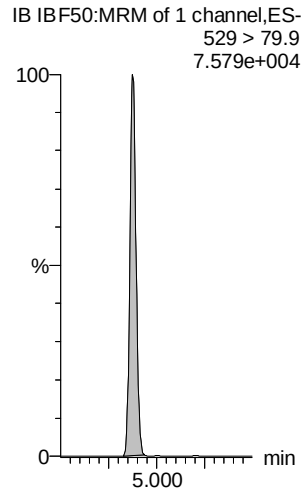

Dataset: F:\Projects\PFAS.PRO\Results\190726M1\190726M1-IB.qld

Last Altered: Friday, July 26, 2019 13:50:42 Pacific Daylight Time
Printed: Friday, July 26, 2019 13:51:00 Pacific Daylight Time

**Name: 190726M1_5, Date: 26-Jul-2019, Time: 08:41:30, ID: IB, Description: IB**

**PFNS**

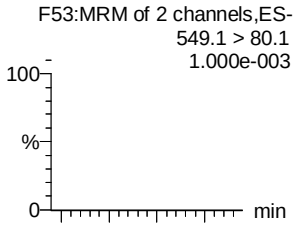


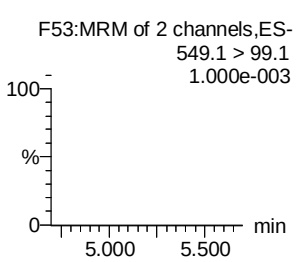


**L-MeFOSAA**

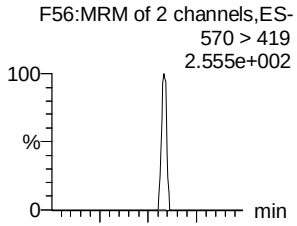


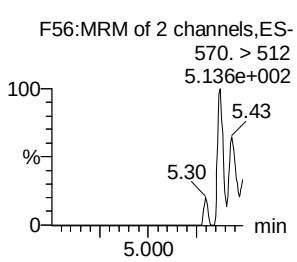


**L-EtFOSAA**

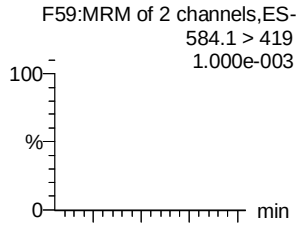


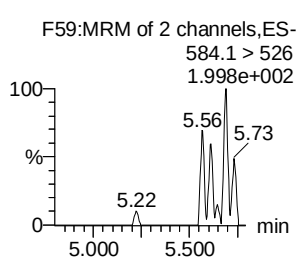


**PFUdA**

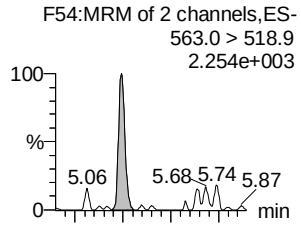


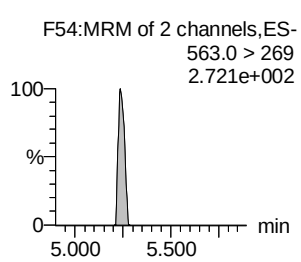


**PFDS**

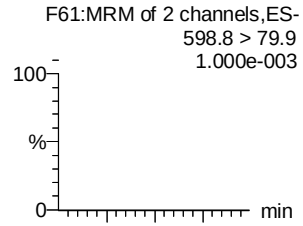


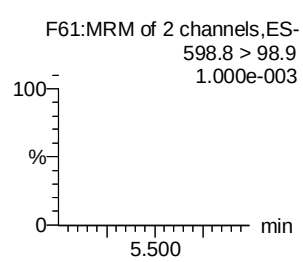


**11Cl-PF30UdS**

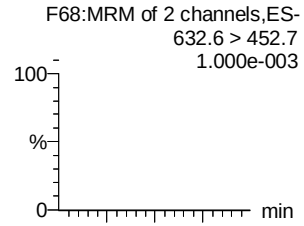


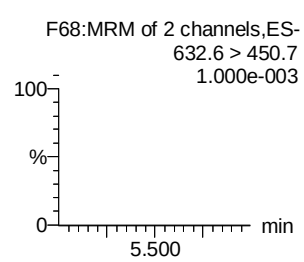


**13C8-PFOS**

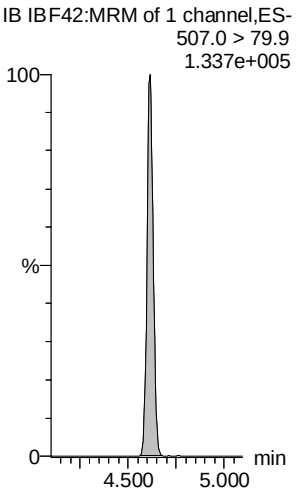


**d3-N-MeFOSAA**

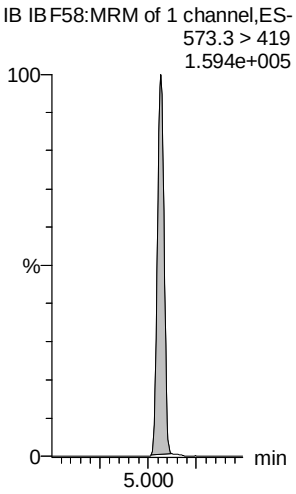


**d5-N-EtFOSAA**

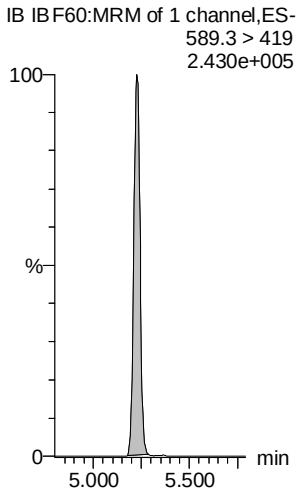


**13C2-PFUdA**

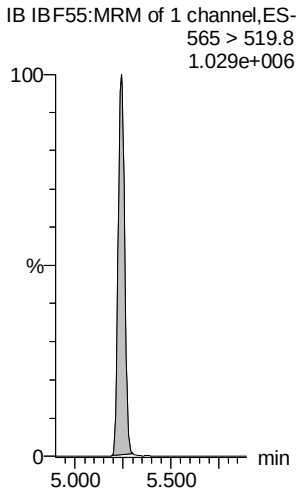


**13C2-8:2 FTS**

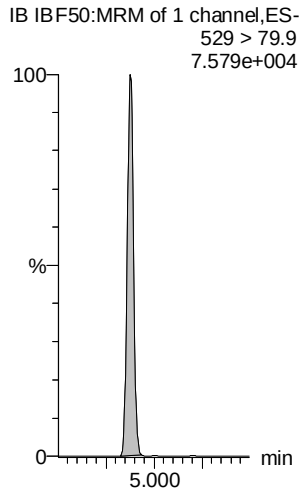


**13C2-PFDoA**

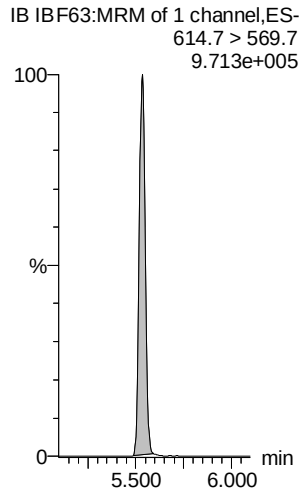

Dataset: F:\Projects\PFAS.PRO\Results\190726M1\190726M1-IB.qld

Last Altered: Friday, July 26, 2019 13:50:42 Pacific Daylight Time
Printed: Friday, July 26, 2019 13:51:00 Pacific Daylight Time

**Name: 190726M1_5, Date: 26-Jul-2019, Time: 08:41:30, ID: IB, Description: IB**

**10:2 FTS**

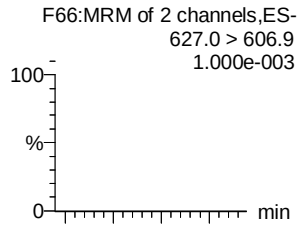


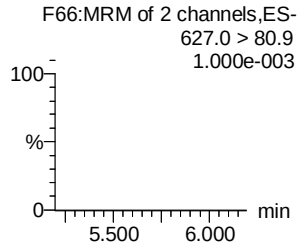


**PFDoA**

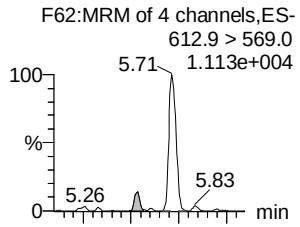


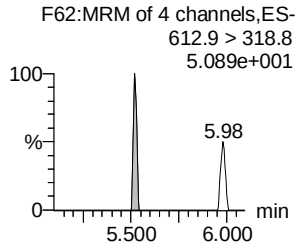


**N-MeFOSA**

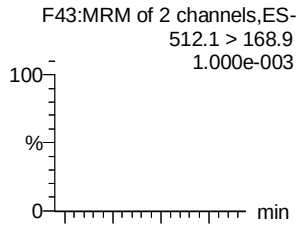


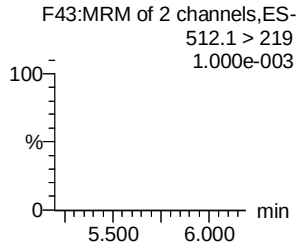


**PFTrDA**

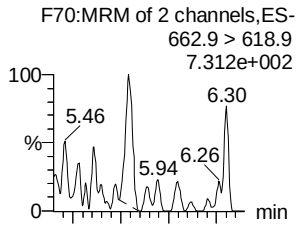


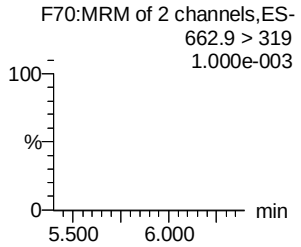


**PFDoS**

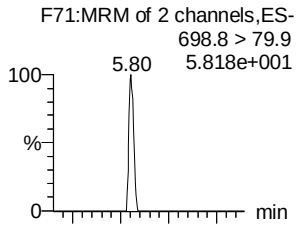


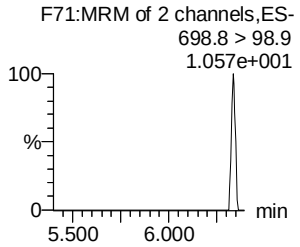


**PFTeDA**

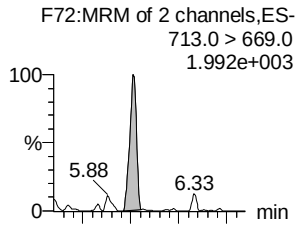


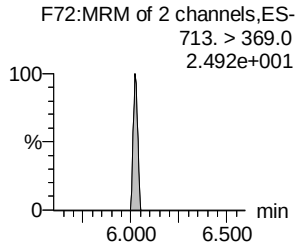


**13C2-PFDoA**

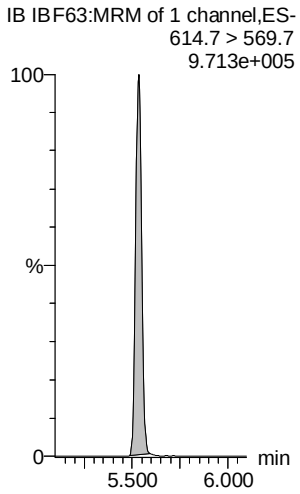


**13C2-PFDoA**

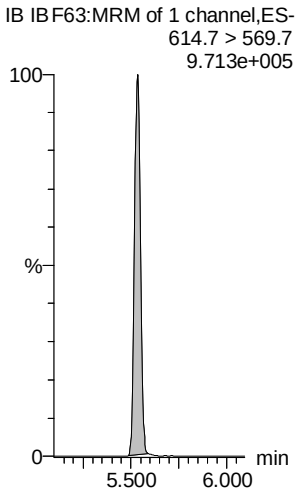


**d3-N-MeFOSA**

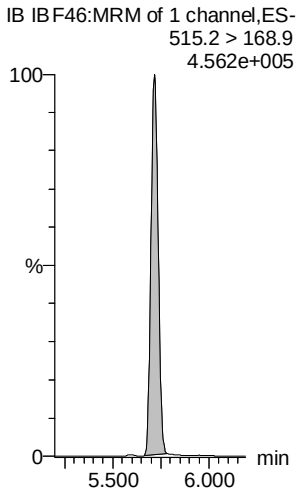


**13C2-PFDoA**

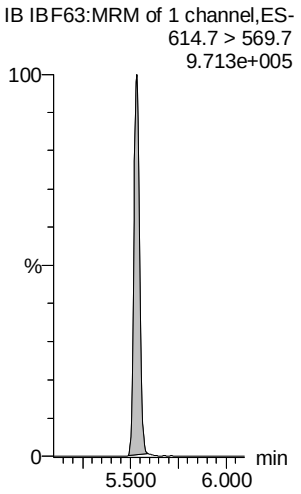


**13C2-PFTeDA**

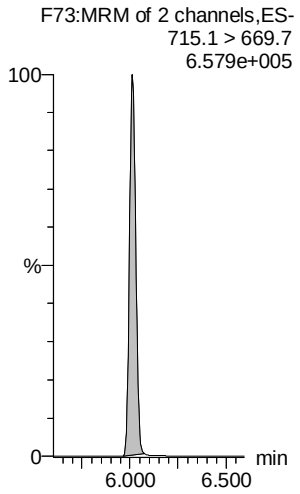


**13C2-PFTeDA**

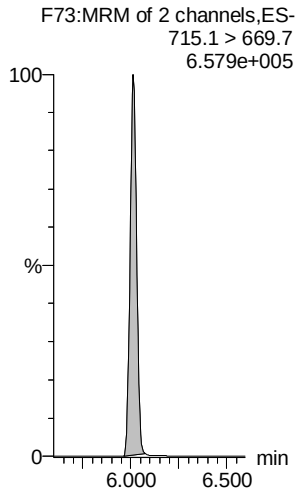



CGH 7/26/2019

Dataset: F:\Projects\PFAS.PRO\Results\190726M1\190726M1-IB.qld

Last Altered: Friday, July 26, 2019 13:50:42 Pacific Daylight Time
Printed: Friday, July 26, 2019 13:51:00 Pacific Daylight Time

**Name: 190726M1_5, Date: 26-Jul-2019, Time: 08:41:30, ID: IB, Description: IB**

**N-EtFOSA**

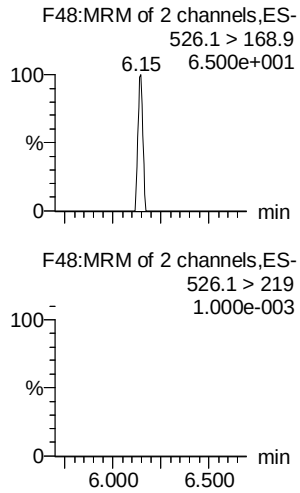


**PFHxDA**

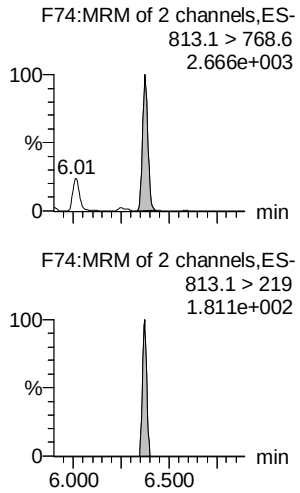


**PFODA**

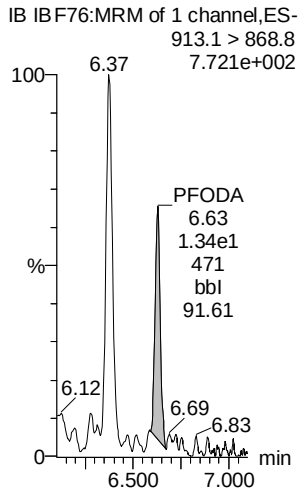


**N-MeFOSE**

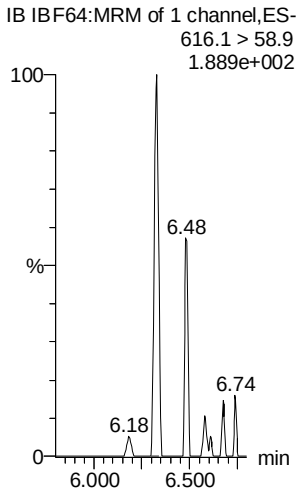


**N-EtFOSE**

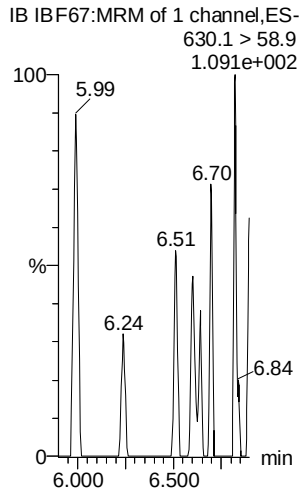


**13C4-PFBA**

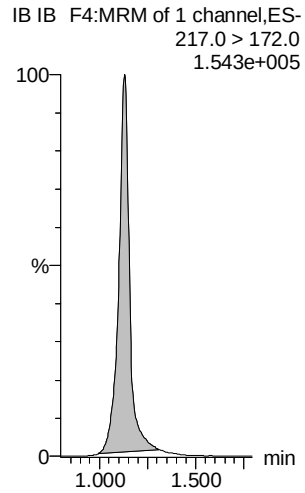


**d5-N-ETFOSA**

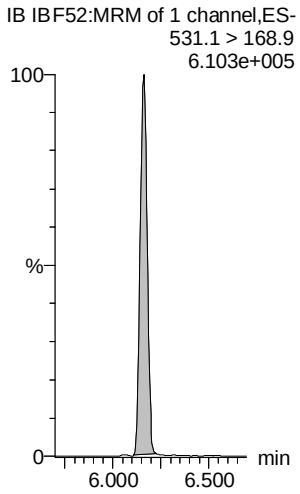


**13C2-PFHxDA**

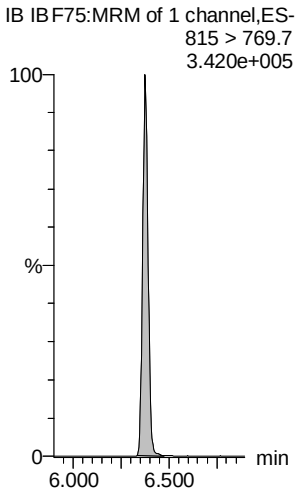


**13C2-PFHxDA**

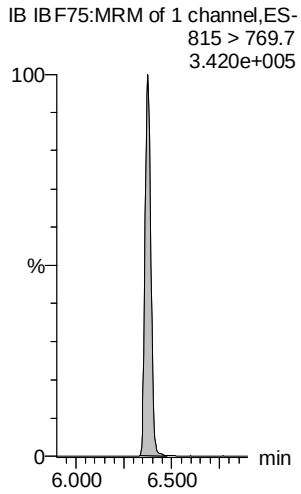


**d7-N-MeFOSE**

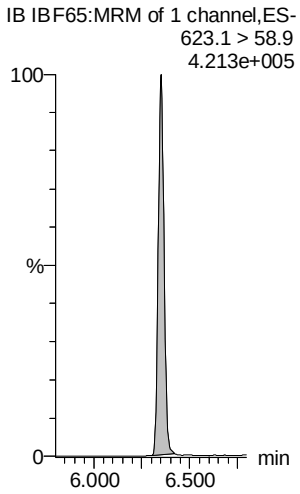


**d9-N-EtFOSE**

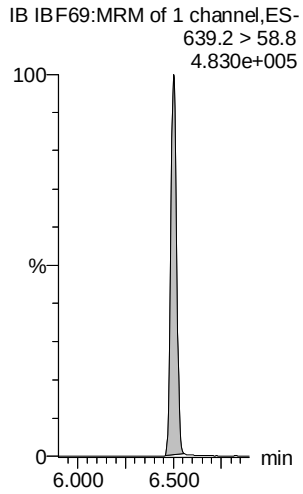


**13C5-PFHxA**

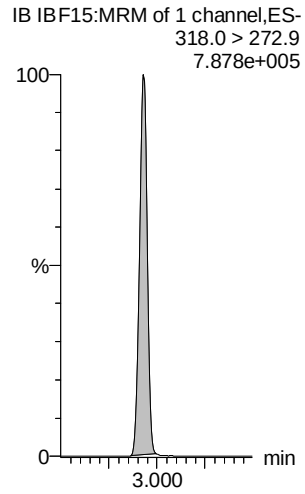

Dataset: F:\Projects\PFAS.PRO\Results\190726M1\190726M1-IB.qld

Last Altered: Friday, July 26, 2019 13:50:42 Pacific Daylight Time
Printed: Friday, July 26, 2019 13:51:00 Pacific Daylight Time

**Name: 190726M1_5, Date: 26-Jul-2019, Time: 08:41:30, ID: IB, Description: IB**

**13C8-PFOA**

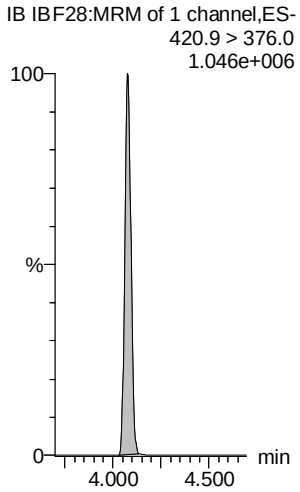


**18O2-PFHxS**

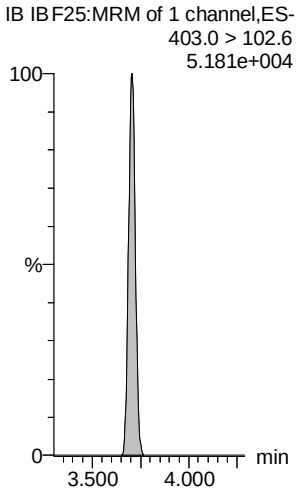


**13C9-PFNA**

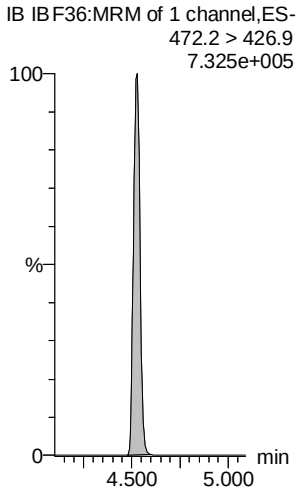


**13C4-PFOS**

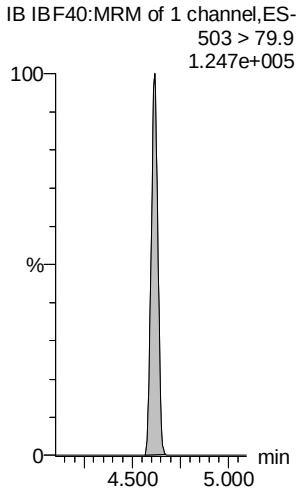


**13C6-PFDA**

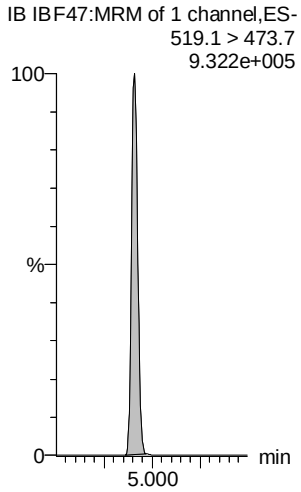


**13C7-PFUdA**

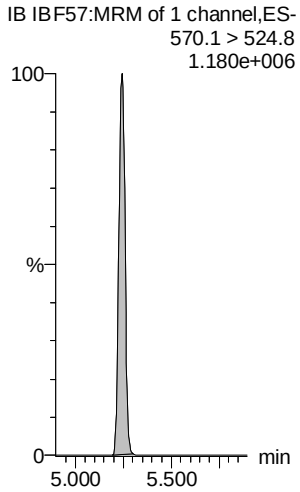

## LC Calibration Standards Review Checklist Q4

| | | ION Ratio | Concentration | C-Cals Name | Sign Date | Correct I-Cal | Manual Integrations | NA |
|---|---|---|---|---|---|---|---|---|
| Calibration ID: ST190726M1-1 | L M H | ☑ | ☑ | ☑ | ☑ | ☐ | ☑ | ☐ |
| Calibration ID: -3 | L M H | ☑ | ☑ | ☑ | ☑ | ☑ | ☑ | ☐ |
| Calibration ID: -4 | L M H | ☑ | ☑ | ☑ | ☑ | ☑ | ☑ | ☐ |
| Calibration ID: -5 | L M H | ☑ | ☑ | ☑ | ☑ | ☑ | ☑ | ☐ |
| Calibration ID: -6 | L M H | ☑ | ☑ | ☑ | ☑ | ☑ | ☑ | ☐ |
| Calibration ID: -7 | L M H | ☑ | ☑ | ☑ | ☑ | ☑ | ☑ | ☑ |
| Calibration ID: | L M H | ☐ | ☐ | ☐ | ☐ | ☐ | ☐ | ☐ |
| Calibration ID: | L M H | ☐ | ☐ | ☐ | ☐ | ☐ | ☐ | ☐ |
| Calibration ID: | L M H | ☐ | ☐ | ☐ | ☐ | ☐ | ☐ | ☐ |
| Calibration ID: | L M H | ☐ | ☐ | ☐ | ☐ | ☐ | ☐ | ☐ |

**Full Mass Cal. Date:** 7/15/19

**Run Log Present:** ☑

**# of Samples per Sequence Checked:** ☑

**Instrument Blank Saved** ☑

**All Branches in Acquisition Window** ☑

**IIS Area Saved** ☑

**Reviewed By:** JM 7/29/19
Initials/Date

**Comments:**

*ID:* LR - LCSRC *Rev. No.: 2* *Rev. Date: 04/29/2019* *Page: 1 of 1*

Vista Analytical Laboratory

Dataset: F:\Projects\PFAS.PRO\Results\190726M1\190726M1-28.qld

Last Altered: Friday, July 26, 2019 13:29:30 Pacific Daylight Time
Printed: Monday, July 29, 2019 09:43:48 Pacific Daylight Time

**Method: F:\Projects\PFAS.PRO\MethDB\PFAS_FULL_80C_072619.mdb 26 Jul 2019 13:29:28**
**Calibration: F:\Projects\PFAS.PRO\CurveDB\C18_VAL-PFAS_Q4_07-22-19.cdb 22 Jul 2019 13:13:35**

**Name: 190726M1_28, Date: 26-Jul-2019, Time: 13:14:37, ID: ST190726M1-3 PFC CS3 19G1106, Description: PFC CS3 19G1106**

| | Name | Pred.RT | RT | Pred. Ratio | Ion Ratio | Ratio out? |
|---|---|---|---|---|---|---|
| 1 | PFBA | 1.15 | 1.15 | | | |
| 2 | PFPrS | 1.52 | 1.52 | 2.460 | 2.460 | NO |
| 3 | 3:3 FTCA | 2.00 | 1.98 | 2.118 | 2.118 | NO |
| 4 | PFPeA | 2.14 | 2.14 | | | |
| 5 | PFBS | 2.43 | 2.43 | 3.030 | 3.030 | NO |
| 6 | 4:2 FTS | 2.84 | 2.84 | 1.842 | 1.842 | NO |
| 7 | PFHxA | 2.93 | 2.93 | 16.899 | 16.899 | NO |
| 8 | PFPeS | 3.14 | 3.14 | 1.469 | 1.469 | NO |
| 9 | HFPO-DA | 3.15 | 3.15 | 2.336 | 2.336 | NO |
| 10 | 5:3 FTCA | 3.48 | 3.49 | 1.560 | 1.560 | NO |
| 11 | PFHpA | 3.56 | 3.56 | 9.771 | 9.771 | NO |
| 12 | ADONA | 3.66 | 3.66 | 3.484 | 3.484 | NO |
| 13 | L-PFHxS | 3.71 | 3.71 | 2.204 | 2.204 | NO |
| 14 | 6:2 FTS | 4.03 | 4.03 | 2.255 | 2.255 | NO |
| 15 | L-PFOA | 4.09 | 4.09 | 3.761 | 3.761 | NO |
| 16 | PFecHS | 4.11 | 4.11 | 0.890 | 0.890 | NO |
| 17 | PFHpS | 4.20 | 4.20 | 1.755 | 1.755 | NO |
| 18 | 7:3 FTCA | 4.52 | 4.52 | 2.009 | 2.009 | NO |
| 19 | PFNA | 4.53 | 4.53 | 4.014 | 4.014 | NO |
| 20 | PFOSA | 4.59 | 4.60 | 29.666 | 29.666 | NO |
| 21 | L-PFOS | 4.62 | 4.62 | 2.073 | 2.073 | NO |
| 22 | 9Cl-PF30NS | 4.85 | 4.85 | 16.328 | 16.328 | NO |
| 23 | PFDA | 4.92 | 4.91 | 5.848 | 5.848 | NO |
| 24 | 8:2 FTS | 4.88 | 4.88 | 1.248 | 1.248 | NO |
| 25 | PFNS | 4.98 | 4.98 | 1.685 | 1.685 | NO |
| 26 | L-MeFOSAA | 5.07 | 5.07 | 2.446 | 2.446 | NO |

Vista Analytical Laboratory

Dataset: F:\Projects\PFAS.PRO\Results\190726M1\190726M1-28.qld

Last Altered: Friday, July 26, 2019 13:29:30 Pacific Daylight Time
Printed: Monday, July 29, 2019 09:44:06 Pacific Daylight Time

**Method: F:\Projects\PFAS.PRO\MethDB\PFAS_FULL_80C_072619.mdb 26 Jul 2019 13:29:28**
**Calibration: F:\Projects\PFAS.PRO\CurveDB\C18_VAL-PFAS_Q4_07-22-19.cdb 22 Jul 2019 13:13:35**

**Name: 190726M1_28, Date: 26-Jul-2019, Time: 13:14:37, ID: ST190726M1-3 PFC CS3 19G1106, Description: PFC CS3 19G1106**

| | Name | Pred.RT | RT | Pred. Ratio | Ion Ratio | Ratio out? |
|---|---|---|---|---|---|---|
| 1 | L-EtFOSAA | 5.23 | 5.24 | 1.351 | 1.351 | NO |
| 2 | PFUdA | 5.25 | 5.25 | 8.926 | 8.926 | NO |
| 3 | PFDS | 5.30 | 5.30 | 1.878 | 1.878 | NO |
| 4 | 11Cl-PF30UdS | 5.47 | 5.47 | 5.172 | 5.172 | NO |
| 5 | 10:2 FTS | 5.52 | 5.52 | 1.570 | 1.570 | NO |
| 6 | PFDoA | 5.54 | 5.54 | 8.620 | 8.620 | NO |
| 7 | N-MeFOSA | 5.69 | 5.69 | 1.647 | 1.647 | NO |
| 8 | PFTrDA | 5.80 | 5.80 | 22.168 | 22.168 | NO |
| 9 | PFDoS | 5.82 | 5.82 | 1.830 | 1.830 | NO |
| 10 | PFTeDA | 6.02 | 6.02 | 13.965 | 13.965 | NO |
| 11 | N-EtFOSA | 6.15 | 6.15 | 1.685 | 1.685 | NO |
| 12 | PFHxDA | 6.38 | 6.38 | 20.100 | 20.100 | NO |
| 13 | PFODA | 6.63 | 6.63 | | | |
| 14 | N-MeFOSE | 6.36 | 6.36 | | | |
| 15 | N-EtFOSE | 6.51 | 6.51 | | | |

Dataset: F:\Projects\PFAS.PRO\Results\190726M1\190726M1-4.qld

Last Altered: Friday, July 26, 2019 13:46:17 Pacific Daylight Time
Printed: Monday, July 29, 2019 09:32:38 Pacific Daylight Time

JGM 7/29/19

**Name: 190726M1_4, Date: 26-Jul-2019, Time: 08:30:57, ID: ST190726M1-1 PFC CS0 19G1103, Description: PFC CS0 19G1103**

| | # | Name | Trace | Area | IS Area | wt/vol | RT | Response | Conc. | %Rec | Recovery ... | Ion Ratio | Ratio Out? |
|---|---|---|---|---|---|---|---|---|---|---|---|---|---|
| 1 | 1 | PFBA | 213.0 > 168.8 | 886.195 | 9187.815 | 1.00 | 1.12 | 1.206 | 1.0 | 96.6 | NO | | |
| 2 | 2 | PFPrS | 248.9 > 79.9 | 160.648 | 2628.977 | 1.00 | 1.48 | 0.764 | 1.0 | 100.0 | NO | 2.968 | NO |
| 3 | 3 | 3:3 FTCA | 240.9 > 176.9 | 44.045 | 18508.518 | 1.00 | 1.96 | 0.030 | 1.0 | 95.2 | NO | 1.703 | NO |
| 4 | 4 | PFPeA | 263.1 > 218.9 | 1297.744 | 18508.518 | 1.00 | 2.11 | 0.876 | 1.0 | 96.3 | NO | | |
| 5 | 5 | PFBS | 299.0 > 79.7 | 435.064 | 2628.977 | 1.00 | 2.41 | 2.069 | 0.9 | 94.2 | NO | 3.346 | NO |
| 6 | 6 | 4:2 FTS | 327.0 > 306.9 | 697.173 | 3868.968 | 1.00 | 2.84 | 2.252 | 0.9 | 92.9 | NO | 1.648 | NO |
| 7 | 47 | 13C3-PFBA | 216.1 > 171.8 | 9187.815 | 12702.217 | 1.00 | 1.12 | 9.042 | 12.3 | 98.6 | NO | | |
| 8 | 49 | 13C3-PFBS | 302.0 > 98.8 | 2628.977 | 2375.293 | 1.00 | 2.41 | 13.835 | 13.1 | 104.7 | NO | | |
| 9 | 48 | 13C3-PFPeA | 266.0 > 221.8 | 18508.518 | 37101.832 | 1.00 | 2.11 | 6.236 | 12.5 | 100.2 | NO | | |
| 10 | 48 | 13C3-PFPeA | 266.0 > 221.8 | 18508.518 | 37101.832 | 1.00 | 2.11 | 6.236 | 12.5 | 100.2 | NO | | |
| 11 | 49 | 13C3-PFBS | 302.0 > 98.8 | 2628.977 | 2375.293 | 1.00 | 2.41 | 13.835 | 13.1 | 104.7 | NO | | |
| 12 | 51 | 13C2-4:2 FTS | 329.0 >79.9 | 3868.968 | 2375.293 | 1.00 | 2.84 | 20.360 | 12.3 | 98.7 | NO | | |
| 13 | -1 | | | | | | | | | | | | |
| 14 | 7 | PFHxA | 313.0 > 269.0 | 2701.734 | 14559.140 | 1.00 | 2.93 | 0.928 | 1.0 | 98.8 | NO | 21.754 | NO |
| 15 | 8 | PFPeS | 349.1>80.1 | 334.751 | 2628.977 | 1.00 | 3.13 | 1.592 | 1.0 | 100.8 | NO | 1.522 | NO |
| 16 | 9 | HFPO-DA | 285.1 > 168.9 | 218.753 | 2458.514 | 1.00 | 3.14 | 0.445 | 1.0 | 96.2 | NO | 2.637 | NO |
| 17 | 10 | 5:3 FTCA | 340.9 > 236.9 | 255.992 | 19430.445 | 1.00 | 3.48 | 0.165 | 1.0 | 95.5 | NO | 1.645 | NO |
| 18 | 11 | PFHpA | 363.0 > 318.9 | 1869.177 | 19430.445 | 1.00 | 3.55 | 1.202 | 0.9 | 93.0 | NO | 12.621 | NO |
| 19 | 12 | ADONA | 376.8 > 250.9 | 4573.605 | 19430.445 | 1.00 | 3.66 | 2.942 | 0.9 | 90.6 | NO | 3.532 | NO |
| 20 | 52 | 13C2-PFHxA | 315.0 > 270.0 | 14559.140 | 37101.832 | 1.00 | 2.93 | 4.905 | 5.0 | 100.3 | NO | | |
| 21 | 49 | 13C3-PFBS | 302.0 > 98.8 | 2628.977 | 2375.293 | 1.00 | 2.41 | 13.835 | 13.1 | 104.7 | NO | | |
| 22 | 50 | 13C3-HFPO-DA | 287.0 > 168.9 | 2458.514 | 37101.832 | 1.00 | 3.14 | 0.828 | 6.2 | 123.7 | NO | | |
| 23 | 53 | 13C4-PFHpA | 367.2 > 321.8 | 19430.445 | 37101.832 | 1.00 | 3.55 | 6.546 | 13.7 | 109.4 | NO | | |
| 24 | 53 | 13C4-PFHpA | 367.2 > 321.8 | 19430.445 | 37101.832 | 1.00 | 3.55 | 6.546 | 13.7 | 109.4 | NO | | |
| 25 | 53 | 13C4-PFHpA | 367.2 > 321.8 | 19430.445 | 37101.832 | 1.00 | 3.55 | 6.546 | 13.7 | 109.4 | NO | | |
| 26 | -1 | | | | | | | | | | | | |
| 27 | 13 | L-PFHxS | 398.9 > 79.6 | 435.456 | 5069.493 | 1.00 | 3.71 | 1.074 | 1.2 | 118.3 | NO | 2.916 | NO |
| 28 | 15 | 6:2 FTS | 427.0 > 406.9 | 685.116 | 2847.677 | 1.00 | 4.02 | 3.007 | 0.9 | 93.9 | NO | 2.117 | NO |
| 29 | 16 | L-PFOA | 412.8 > 368.9 | 3751.280 | 32016.979 | 1.00 | 4.08 | 1.465 | 0.9 | 95.0 | NO | 3.902 | NO |
| 30 | 18 | PFecHS | 460.8 > 381.0 | 457.770 | 32016.979 | 1.00 | 4.10 | 0.179 | 0.8 | 79.4 | NO | 0.805 | NO |
| 31 | 19 | PFHpS | 449.0 > 80.0 | 430.951 | 5930.560 | 1.00 | 4.19 | 0.908 | 1.0 | 103.6 | NO | 1.968 | NO |
| 32 | 20 | 7:3 FTCA | 440.9 > 336.9 | 264.668 | 32762.701 | 1.00 | 4.51 | 0.101 | 1.0 | 101.7 | NO | 2.066 | NO |
| 33 | 54 | 13C3-PFHxS | 401.8 > 79.9 | 5069.493 | 2375.293 | 1.00 | 3.71 | 26.678 | 13.2 | 105.5 | NO | | |
| 34 | 55 | 13C2-6:2 FTS | 429.0 >79.9 | 2847.677 | 5857.151 | 1.00 | 4.02 | 6.077 | 11.3 | 90.7 | NO | | |
| 35 | 58 | 13C2-PFOA | 414.9 > 369.7 | 32016.979 | 45495.906 | 1.00 | 4.08 | 8.797 | 12.9 | 103.3 | NO | | |
| 36 | 58 | 13C2-PFOA | 414.9 > 369.7 | 32016.979 | 45495.906 | 1.00 | 4.08 | 8.797 | 12.9 | 103.3 | NO | | |

CGH 7/29/19

Dataset: F:\Projects\PFAS.PRO\Results\190726M1\190726M1-4.qld

Last Altered: Friday, July 26, 2019 13:46:17 Pacific Daylight Time
Printed: Monday, July 29, 2019 09:32:38 Pacific Daylight Time

**Name: 190726M1_4, Date: 26-Jul-2019, Time: 08:30:57, ID: ST190726M1-1 PFC CS0 19G1103, Description: PFC CS0 19G1103**

| | # | Name | Trace | Area | IS Area | wt/vol | RT | Response | Conc. | %Rec | Recovery ... | Ion Ratio | Ratio Out? |
|---|---|---|---|---|---|---|---|---|---|---|---|---|---|
| 37 | 59 | 13C8-PFOS | 507.0 > 79.9 | 5930.560 | 5857.151 | 1.00 | 4.62 | 12.657 | 12.7 | 101.6 | NO | | |
| 38 | 56 | 13C5-PFNA | 468.2 > 422.9 | 32762.701 | 32513.850 | 1.00 | 4.53 | 12.596 | 12.6 | 100.6 | NO | | |
| 39 | -1 | | | | | | | | | | | | |
| 40 | 21 | PFNA | 463.0 > 418.8 | 2826.073 | 32762.701 | 1.00 | 4.53 | 1.078 | 0.9 | 91.3 | NO | 4.052 | NO |
| 41 | 22 | PFOSA | 497.9 > 77.9 | 524.552 | 7310.255 | 1.00 | 4.59 | 0.897 | 0.9 | 89.1 | NO | 31.048 | NO |
| 42 | 23 | L-PFOS | 498.9 > 79.9 | 493.081 | 5930.560 | 1.00 | 4.62 | 1.039 | 1.0 | 99.1 | NO | 2.050 | NO |
| 43 | 25 | 9Cl-PF30NS | 530.7 > 350.8 | 924.686 | 5930.560 | 1.00 | 4.84 | 1.949 | 0.9 | 94.1 | NO | 9.075 | NO |
| 44 | 26 | PFDA | 513 > 468.8 | 3314.293 | 33098.754 | 1.00 | 4.91 | 1.252 | 1.0 | 96.9 | NO | 5.663 | NO |
| 45 | 27 | 8:2 FTS | 527.0 > 506.9 | 428.960 | 3287.002 | 1.00 | 4.88 | 1.631 | 0.8 | 84.2 | NO | 1.013 | NO |
| 46 | 56 | 13C5-PFNA | 468.2 > 422.9 | 32762.701 | 32513.850 | 1.00 | 4.53 | 12.596 | 12.6 | 100.6 | NO | | |
| 47 | 57 | 13C8-PFOSA | 506.1 > 77.7 | 7310.255 | 47729.270 | 1.00 | 4.59 | 1.915 | 11.4 | 91.4 | NO | | |
| 48 | 59 | 13C8-PFOS | 507.0 > 79.9 | 5930.560 | 5857.151 | 1.00 | 4.62 | 12.657 | 12.7 | 101.6 | NO | | |
| 49 | 59 | 13C8-PFOS | 507.0 > 79.9 | 5930.560 | 5857.151 | 1.00 | 4.62 | 12.657 | 12.7 | 101.6 | NO | | |
| 50 | 60 | 13C2-PFDA | 515.1 > 469.9 | 33098.754 | 39907.547 | 1.00 | 4.91 | 10.367 | 12.7 | 101.3 | NO | | |
| 51 | 61 | 13C2-8:2 FTS | 529 > 79.9 | 3287.002 | 5857.151 | 1.00 | 4.88 | 7.015 | 12.6 | 100.8 | NO | | |
| 52 | -1 | | | | | | | | | | | | |
| 53 | 28 | PFNS | 549.1 > 80.1 | 298.269 | 5930.560 | 1.00 | 4.98 | 0.629 | 0.8 | 80.3 | NO | 1.488 | NO |
| 54 | 29 | L-MeFOSAA | 570 > 419 | 1206.177 | 7061.573 | 1.00 | 5.07 | 2.135 | 1.1 | 105.2 | NO | 2.288 | NO |
| 55 | 31 | L-EtFOSAA | 584.1 > 419 | 934.683 | 9931.417 | 1.00 | 5.23 | 1.176 | 1.0 | 97.6 | NO | 1.332 | NO |
| 56 | 33 | PFUdA | 563.0 > 518.9 | 3585.459 | 44795.547 | 1.00 | 5.24 | 1.001 | 1.0 | 104.0 | NO | 10.890 | NO |
| 57 | 34 | PFDS | 598.8 > 79.9 | 408.257 | 3287.002 | 1.00 | 5.29 | 1.553 | 1.0 | 95.8 | NO | 1.388 | NO |
| 58 | 35 | 11Cl-PF30UdS | 632.6 > 452.7 | 210.972 | 42007.996 | 1.00 | 5.46 | 0.063 | 1.3 | 127.5 | NO | 13.974 | YES |
| 59 | 59 | 13C8-PFOS | 507.0 > 79.9 | 5930.560 | 5857.151 | 1.00 | 4.62 | 12.657 | 12.7 | 101.6 | NO | | |
| 60 | 62 | d3-N-MeFOSAA | 573.3 > 419 | 7061.573 | 47729.270 | 1.00 | 5.07 | 1.849 | 10.4 | 83.4 | NO | | |
| 61 | 64 | d5-N-EtFOSAA | 589.3 > 419 | 9931.417 | 47729.270 | 1.00 | 5.23 | 2.601 | 11.6 | 93.0 | NO | | |
| 62 | 63 | 13C2-PFUdA | 565 > 519.8 | 44795.547 | 47729.270 | 1.00 | 5.24 | 11.732 | 13.2 | 105.6 | NO | | |
| 63 | 61 | 13C2-8:2 FTS | 529 > 79.9 | 3287.002 | 5857.151 | 1.00 | 4.88 | 7.015 | 12.6 | 100.8 | NO | | |
| 64 | 65 | 13C2-PFDoA | 614.7 > 569.7 | 42007.996 | 39907.547 | 1.00 | 5.53 | 13.158 | 12.1 | 96.8 | NO | | |
| 65 | -1 | | | | | | | | | | | | |
| 66 | 36 | 10:2 FTS | 627.0 > 606.9 | 632.965 | 3287.002 | 1.00 | 5.52 | 2.407 | 1.0 | 99.5 | NO | 1.676 | NO |
| 67 | 37 | PFDoA | 612.9 > 569.0 | 3798.489 | 42007.996 | 1.00 | 5.53 | 1.130 | 1.0 | 100.1 | NO | 8.429 | NO |
| 68 | 38 | N-MeFOSA | 512.1 > 168.9 | 854.550 | 21536.166 | 1.00 | 5.69 | 5.952 | 5.0 | 99.9 | NO | 1.733 | NO |
| 69 | 39 | PFTrDA | 662.9 > 618.9 | 4003.979 | 42007.996 | 1.00 | 5.79 | 1.191 | 1.0 | 99.6 | NO | 26.941 | NO |
| 70 | 40 | PFDoS | 698.8 > 79.9 | 368.789 | 29120.334 | 1.00 | 5.82 | 0.158 | 1.0 | 98.2 | NO | 1.842 | NO |
| 71 | 41 | PFTeDA | 713.0 > 669.0 | 3783.383 | 29120.334 | 1.00 | 6.01 | 1.624 | 1.0 | 99.0 | NO | 14.768 | NO |
| 72 | 65 | 13C2-PFDoA | 614.7 > 569.7 | 42007.996 | 39907.547 | 1.00 | 5.53 | 13.158 | 12.1 | 96.8 | NO | | |

Dataset: F:\Projects\PFAS.PRO\Results\190726M1\190726M1-4.qld

Last Altered: Friday, July 26, 2019 13:46:17 Pacific Daylight Time
Printed: Monday, July 29, 2019 09:32:38 Pacific Daylight Time

**Name: 190726M1_4, Date: 26-Jul-2019, Time: 08:30:57, ID: ST190726M1-1 PFC CS0 19G1103, Description: PFC CS0 19G1103**

| | # | Name | Trace | Area | IS Area | wt/vol | RT | Response | Conc. | %Rec | Recovery ... | Ion Ratio | Ratio Out? |
|---|---|---|---|---|---|---|---|---|---|---|---|---|---|
| 73 | 65 | 13C2-PFDoA | 614.7 > 569.7 | 42007.996 | 39907.547 | 1.00 | 5.53 | 13.158 | 12.1 | 96.8 | NO | | |
| 74 | 66 | d3-N-MeFOSA | 515.2 > 168.9 | 21536.166 | 47729.270 | 1.00 | 5.72 | 5.640 | 147.5 | 98.3 | NO | | |
| 75 | 65 | 13C2-PFDoA | 614.7 > 569.7 | 42007.996 | 39907.547 | 1.00 | 5.53 | 13.158 | 12.1 | 96.8 | NO | | |
| 76 | 67 | 13C2-PFTeDA | 715.1 > 669.7 | 29120.334 | 47729.270 | 1.00 | 6.01 | 7.626 | 12.6 | 101.0 | NO | | |
| 77 | 67 | 13C2-PFTeDA | 715.1 > 669.7 | 29120.334 | 47729.270 | 1.00 | 6.01 | 7.626 | 12.6 | 101.0 | NO | | |
| 78 | -1 | | | | | | | | | | | | |
| 79 | 42 | N-EtFOSA | 526.1 > 168.9 | 908.321 | 28063.699 | 1.00 | 6.14 | 4.855 | 5.2 | 104.7 | NO | 1.773 | NO |
| 80 | 43 | PFHxDA | 813.1 > 768.6 | 1833.144 | 14906.626 | 1.00 | 6.38 | 0.615 | 0.9 | 89.1 | NO | 22.275 | NO |
| 81 | 44 | PFODA | 913.1 > 868.8 | 2408.752 | 14906.626 | 1.00 | 6.63 | 0.808 | 1.0 | 99.2 | NO | | |
| 82 | 45 | N-MeFOSE | 616.1 > 58.9 | 622.157 | 16979.662 | 1.00 | 6.36 | 5.496 | 4.9 | 98.3 | NO | | |
| 83 | 46 | N-EtFOSE | 630.1 > 58.9 | 796.233 | 18031.523 | 1.00 | 6.51 | 6.624 | 5.2 | 103.6 | NO | | |
| 84 | 72 | 13C4-PFBA | 217.0 > 172.0 | 12702.217 | 12702.217 | 1.00 | 1.12 | 12.500 | 12.5 | 100.0 | NO | | |
| 85 | 68 | d5-N-ETFOSA | 531.1 > 168.9 | 28063.699 | 47729.270 | 1.00 | 6.16 | 7.350 | 165.3 | 110.2 | NO | | |
| 86 | 69 | 13C2-PFHxDA | 815 > 769.7 | 14906.626 | 47729.270 | 1.00 | 6.38 | 3.904 | 5.0 | 99.1 | NO | | |
| 87 | 69 | 13C2-PFHxDA | 815 > 769.7 | 14906.626 | 47729.270 | 1.00 | 6.38 | 3.904 | 5.0 | 99.1 | NO | | |
| 88 | 70 | d7-N-MeFOSE | 623.1 > 58.9 | 16979.662 | 47729.270 | 1.00 | 6.35 | 4.447 | 142.1 | 94.7 | NO | | |
| 89 | 71 | d9-N-EtFOSE | 639.2 > 58.8 | 18031.523 | 47729.270 | 1.00 | 6.50 | 4.722 | 143.7 | 95.8 | NO | | |
| 90 | 73 | 13C5-PFHxA | 318.0 > 272.9 | 37101.832 | 37101.832 | 1.00 | 2.93 | 12.500 | 12.5 | 100.0 | NO | | |
| 91 | -1 | | | | | | | | | | | | |
| 92 | 75 | 13C8-PFOA | 420.9 > 376.0 | 45495.906 | 45495.906 | 1.00 | 4.08 | 12.500 | 12.5 | 100.0 | NO | | |
| 93 | 74 | 18O2-PFHxS | 403.0 > 102.6 | 2375.293 | 2375.293 | 1.00 | 3.71 | 12.500 | 12.5 | 100.0 | NO | | |
| 94 | 76 | 13C9-PFNA | 472.2 > 426.9 | 32513.850 | 32513.850 | 1.00 | 4.53 | 12.500 | 12.5 | 100.0 | NO | | |
| 95 | 77 | 13C4-PFOS | 503 > 79.9 | 5857.151 | 5857.151 | 1.00 | 4.62 | 12.500 | 12.5 | 100.0 | NO | | |
| 96 | 78 | 13C6-PFDA | 519.1 > 473.7 | 39907.547 | 39907.547 | 1.00 | 4.91 | 12.500 | 12.5 | 100.0 | NO | | |
| 97 | 79 | 13C7-PFUdA | 570.1 > 524.8 | 47729.270 | 47729.270 | 1.00 | 5.24 | 12.500 | 12.5 | 100.0 | NO | | |

Vista Analytical Laboratory

Dataset: Untitled

Last Altered: Monday, July 29, 2019 09:39:09 Pacific Daylight Time
Printed: Monday, July 29, 2019 09:39:14 Pacific Daylight Time

**Method: F:\Projects\PFAS.PRO\MethDB\PFAS_FULL_80C_072619.mdb 26 Jul 2019 13:29:28**
**Calibration: F:\Projects\PFAS.PRO\CurveDB\C18_VAL-PFAS_Q4_07-22-19.cdb 22 Jul 2019 13:13:35**

**Compound name: PFBA**

| | # | Name | ID | Acq.Date | Acq.Time |
|---|---|---|---|---|---|
| 1 | 1 | 190726M1_1 | IPA | 26-Jul-19 | 07:59:07 |
| 2 | 2 | 190726M1_2 | IPA | 26-Jul-19 | 08:09:40 |
| 3 | 3 | 190726M1_3 | IPA | 26-Jul-19 | 08:20:19 |
| 4 | 4 | 190726M1_4 | ST190726M1-1 PFC CS0 19G1103 | 26-Jul-19 | 08:30:57 |
| 5 | 5 | 190726M1_5 | IB | 26-Jul-19 | 08:41:30 |
| 6 | 6 | 190726M1_6 | B9G0237-BS1 OPR 0.25 | 26-Jul-19 | 08:52:12 |
| 7 | 7 | 190726M1_7 | B9G0237-BSD1 LCSD 0.25 | 26-Jul-19 | 09:02:47 |
| 8 | 8 | 190726M1_8 | B9G0237-BLK1 Method Blank 0.25 | 26-Jul-19 | 09:41:42 |
| 9 | 9 | 190726M1_9 | 1902204-01 PFC-AF-420-01-071819 0.11263 | 26-Jul-19 | 09:52:20 |
| 10 | 10 | 190726M1_10 | IPA | 26-Jul-19 | 10:02:53 |
| 11 | 11 | 190726M1_11 | 1902222-01 WIN1907221220GGA 0.22274 | 26-Jul-19 | 10:13:32 |
| 12 | 12 | 190726M1_12 | 1902222-02 WMP1907221210GGA 0.23459 | 26-Jul-19 | 10:24:10 |
| 13 | 13 | 190726M1_13 | 1902222-03 WEF1907221215GGA 0.2448 | 26-Jul-19 | 10:34:43 |
| 14 | 14 | 190726M1_14 | B9G0224-BS1 OPR 0.125 | 26-Jul-19 | 10:45:21 |
| 15 | 15 | 190726M1_15 | B9G0224-BSD1 LCSD 0.125 | 26-Jul-19 | 10:55:54 |
| 16 | 16 | 190726M1_16 | B9G0224-BLK1 Method Blank 0.125 | 26-Jul-19 | 11:06:33 |
| 17 | 17 | 190726M1_17 | 1902158-01RE1 REEPAC1734FS 0.11358 | 26-Jul-19 | 11:17:06 |
| 18 | 18 | 190726M1_18 | 1902189-06 EB-07152019-GW 0.1175 | 26-Jul-19 | 11:27:45 |
| 19 | 19 | 190726M1_19 | 1902189-07 FRB-07152019 0.11592 | 26-Jul-19 | 11:38:17 |
| 20 | 20 | 190726M1_20 | 1902189-11 EB-07162019-GW 0.11872 | 26-Jul-19 | 11:48:55 |
| 21 | 21 | 190726M1_21 | 1902189-13 FRB-07162019 0.11698 | 26-Jul-19 | 11:59:28 |
| 22 | 22 | 190726M1_22 | 1902189-14 EB-07162019 0.11868 | 26-Jul-19 | 12:10:07 |
| 23 | 23 | 190726M1_23 | 1902189-19 FRB-07172019 0.1221 | 26-Jul-19 | 12:20:39 |
| 24 | 24 | 190726M1_24 | 1902189-20 EB-07172019 0.11988 | 26-Jul-19 | 12:31:18 |
| 25 | 25 | 190726M1_25 | IPA | 26-Jul-19 | 12:41:56 |
| 26 | 26 | 190726M1_26 | (A) ST190726M1-2 PFC CS3 19G1106 | 26-Jul-19 | 12:52:29 |
| 27 | 27 | 190726M1_27 | IPA | 26-Jul-19 | 13:03:08 |
| 28 | 28 | 190726M1_28 | ST190726M1-3 PFC CS3 19G1106 | 26-Jul-19 | 13:14:37 |
| 29 | 29 | 190726M1_29 | IPA | 26-Jul-19 | 13:25:15 |
| 30 | 30 | 190726M1_30 | B9G0229-BS1 OPR 1 | 26-Jul-19 | 13:35:51 |
| 31 | 31 | 190726M1_31 | B9G0229-BSD1 LCSD 1 | 26-Jul-19 | 13:46:26 |
| 32 | 32 | 190726M1_32 | B9G0229-BLK1 Method Blank 1 | 26-Jul-19 | 13:57:00 |

(A) DNU, vial empty. dlm 7/29/19

Vista Analytical Laboratory

Dataset: Untitled

Last Altered: Monday, July 29, 2019 09:39:09 Pacific Daylight Time
Printed: Monday, July 29, 2019 09:39:14 Pacific Daylight Time

**Compound name: PFBA**

| | # Name | ID | Acq.Date | Acq.Time |
|---|---|---|---|---|
| 33 | 33 190726M1_33 | B9G0229-MS1 Matrix Spike 1.03 | 26-Jul-19 | 14:07:38 |
| 34 | 34 190726M1_34 | B9G0229-MSD1 Matrix Spike Dup 1.39 | 26-Jul-19 | 14:18:11 |
| 35 | 35 190726M1_35 | 1902048-16 B96-PFAS-SB76-6-8-070819 1.1 | 26-Jul-19 | 14:28:50 |
| 36 | 36 190726M1_36 | 1902048-17 B96-PFAS-SB18-6.5-8.5-070819 1.08 | 26-Jul-19 | 14:39:29 |
| 37 | 37 190726M1_37 | 1902048-18 DUP07-070819 1.08 | 26-Jul-19 | 14:50:01 |
| 38 | 38 190726M1_38 | 1902048-19 B96-PFAS-SB23-6-8-070819 1.19 | 26-Jul-19 | 15:00:31 |
| 39 | 39 190726M1_39 | 1902048-20 B96-PFAS-SB24-6.5-8.5-070819 1.17 | 26-Jul-19 | 15:11:10 |
| 40 | 40 190726M1_40 | 1902049-01 B96-PFAS-SB75-7.5-9.5-070819 1.23 | 26-Jul-19 | 15:21:42 |
| 41 | 41 190726M1_41 | 1902049-02 B96-PFAS-SB44-6.5-8.5-070819 1.18 | 26-Jul-19 | 15:32:20 |
| 42 | 42 190726M1_42 | 1902049-04 B96-PFAS-SB47-10-15-070919 1.28 | 26-Jul-19 | 15:42:53 |
| 43 | 43 190726M1_43 | 1902049-05 B96-PFAS-SB46-7-9-070919 1.23 | 26-Jul-19 | 15:53:32 |
| 44 | 44 190726M1_44 | 1902049-06 DUP08-070919 1.35 | 26-Jul-19 | 16:04:05 |
| 45 | 45 190726M1_45 | IPA | 26-Jul-19 | 16:14:43 |
| 46 | 46 190726M1_46 | ST190726M1-4 PFC CS3 19G1106 | 26-Jul-19 | 16:25:16 |
| 47 | 47 190726M1_47 | IPA | 26-Jul-19 | 16:35:46 |
| 48 | 48 190726M1_48 | 1902049-07 B96-PFAS-SB37-6-8-070919 1.3 | 26-Jul-19 | 16:46:17 |
| 49 | 49 190726M1_49 | 1902049-08 B96-PFAS-SB38-6.5-8.5-070919 1.22 | 26-Jul-19 | 16:56:55 |
| 50 | 50 190726M1_50 | B9G0232-BS1 OPR 0.125 | 26-Jul-19 | 17:07:33 |
| 51 | 51 190726M1_51 | 1902101-01RE1 536 0.11805 | 26-Jul-19 | 17:18:06 |
| 52 | 52 190726M1_52 | 1902105-02RE1@5X 5A Raw Leachate 0.24304 | 26-Jul-19 | 17:28:44 |
| 53 | 53 190726M1_53 | 1902150-01 FB-10:10 0.24051 | 26-Jul-19 | 17:39:17 |
| 54 | 54 190726M1_54 | 1902150-02 EB-14:15 0.2424 | 26-Jul-19 | 17:49:55 |
| 55 | 55 190726M1_55 | B9G0243-BLK1 Method Blank 1 | 26-Jul-19 | 18:00:28 |
| 56 | 56 190726M1_56 | B9G0243-BS1 OPR 1 | 26-Jul-19 | 18:11:06 |
| 57 | 57 190726M1_57 | B9G0243-BS2 OPR 1 | 26-Jul-19 | 18:21:38 |
| 58 | 58 190726M1_58 | B9G0243-BS3 OPR 1 | 26-Jul-19 | 18:32:17 |
| 59 | 59 190726M1_59 | B9G0243-BS4 OPR 1 | 26-Jul-19 | 18:42:49 |
| 60 | 60 190726M1_60 | B9G0235-BS1 OPR 0.25 | 26-Jul-19 | 18:53:28 |
| 61 | 61 190726M1_61 | B9G0235-BLK1 Method Blank 0.25 | 26-Jul-19 | 19:04:00 |
| 62 | 62 190726M1_62 | 1902188-01 TB-0712 0.24419 | 26-Jul-19 | 19:14:39 |
| 63 | 63 190726M1_63 | 1902188-02 Screen Blank 0.23693 | 26-Jul-19 | 19:25:11 |
| 64 | 64 190726M1_64 | 1902191-01 WMP1907170940JSJ 0.23779 | 26-Jul-19 | 19:35:49 |
| 65 | 65 190726M1_65 | 1902191-02 WEF1907170946JSJ 0.24397 | 26-Jul-19 | 19:46:23 |
| 66 | 66 190726M1_66 | 1902191-03 WEF1907170955JSJ 0.25084 | 26-Jul-19 | 19:57:01 |
| 67 | 67 190726M1_67 | 1902191-04 FB1907171335JSJ 0.2454 | 26-Jul-19 | 20:07:34 |
| 68 | 68 190726M1_68 | IPA | 26-Jul-19 | 20:18:12 |

Vista Analytical Laboratory

Dataset: Untitled

Last Altered: Monday, July 29, 2019 09:39:09 Pacific Daylight Time
Printed: Monday, July 29, 2019 09:39:14 Pacific Daylight Time

**Compound name: PFBA**

| | # | Name | ID | Acq.Date | Acq.Time |
|---|---|---|---|---|---|
| 69 | 69 | 190726M1_69 | ST190726M1-5 PFC CS3 19G1106 | 26-Jul-19 | 20:28:45 |
| 70 | 70 | 190726M1_70 | IPA | 26-Jul-19 | 20:39:23 |
| 71 | 71 | 190726M1_71 | 1902196-18 GW38411907161520RL 0.22666 | 26-Jul-19 | 20:49:57 |
| 72 | 72 | 190726M1_72 | 1902196-19 GW38411907161520RL-DUP 0.23688 | 26-Jul-19 | 21:00:35 |
| 73 | 73 | 190726M1_73 | B9G0225-BS1 OPR 0.125 | 26-Jul-19 | 21:11:08 |
| 74 | 74 | 190726M1_74 | B9G0225-BLK1 Method Blank 0.125 | 26-Jul-19 | 21:21:38 |
| 75 | 75 | 190726M1_75 | 1902198-01 CMW-18-01 0.11395 | 26-Jul-19 | 21:32:17 |
| 76 | 76 | 190726M1_76 | 1902198-02 CMW-101B 0.11752 | 26-Jul-19 | 21:42:49 |
| 77 | 77 | 190726M1_77 | 1902198-03 CSW-3 0.1162 | 26-Jul-19 | 21:53:28 |
| 78 | 78 | 190726M1_78 | 1902198-04 CSW-4 0.1146 | 26-Jul-19 | 22:04:06 |
| 79 | 79 | 190726M1_79 | 1902198-05 SW-5 0.11034 | 26-Jul-19 | 22:14:39 |
| 80 | 80 | 190726M1_80 | 1902198-06 CUD-3 0.118 | 26-Jul-19 | 22:25:18 |
| 81 | 81 | 190726M1_81 | 1902198-07 Sump 1 0.11608 | 26-Jul-19 | 22:35:50 |
| 82 | 82 | 190726M1_82 | 1902198-08 Sump 2 0.10782 | 26-Jul-19 | 22:46:28 |
| 83 | 83 | 190726M1_83 | IPA | 26-Jul-19 | 22:57:01 |
| 84 | 84 | 190726M1_84 | ST190726M1-6 PFC CS3 19G1106 | 26-Jul-19 | 23:07:39 |
| 85 | 85 | 190726M1_85 | IPA | 26-Jul-19 | 23:18:12 |
| 86 | 86 | 190726M1_86 | 1902198-09 MW-997701 0.1153 | 26-Jul-19 | 23:28:51 |
| 87 | 87 | 190726M1_87 | 1902198-10 MW-997702 0.11184 | 26-Jul-19 | 23:39:29 |
| 88 | 88 | 190726M1_88 | 1902198-11 CUD-1 0.11436 | 26-Jul-19 | 23:50:02 |
| 89 | 89 | 190726M1_89 | 1902198-12 CUD-2 0.1159 | 27-Jul-19 | 00:00:41 |
| 90 | 90 | 190726M1_90 | 1902198-13 CUD-4 0.10916 | 27-Jul-19 | 00:11:13 |
| 91 | 91 | 190726M1_91 | 1902198-14 P-601 0.1205 | 27-Jul-19 | 00:21:51 |
| 92 | 92 | 190726M1_92 | 1902198-15 P-97-103RR 0.1159 | 27-Jul-19 | 00:32:24 |
| 93 | 93 | 190726M1_93 | IPA | 27-Jul-19 | 00:43:03 |
| 94 | 94 | 190726M1_94 | ST190726M1-7 PFC CS3 19G1106 | 27-Jul-19 | 00:53:41 |
| 95 | 95 | 190726M1_95 | IPA | 27-Jul-19 | 01:04:14 |
| 96 | 96 | 190726M1_96 | NEW SPIKE TESTER | 27-Jul-19 | 01:14:53 |

Dataset: F:\Projects\PFAS.PRO\Results\190726M1\190726M1-4.qld

Last Altered: Friday, July 26, 2019 13:46:17 Pacific Daylight Time
Printed: Monday, July 29, 2019 09:32:38 Pacific Daylight Time

**Method: F:\Projects\PFAS.PRO\MethDB\PFAS_FULL_80C_072619.mdb 26 Jul 2019 13:29:28**
**Calibration: F:\Projects\PFAS.PRO\CurveDB\C18_VAL-PFAS_Q4_07-22-19.cdb 22 Jul 2019 13:13:35**

**Name: 190726M1_4, Date: 26-Jul-2019, Time: 08:30:57, ID: ST190726M1-1 PFC CS0 19G1103, Description: PFC CS0 19G1103**

**PFBA**

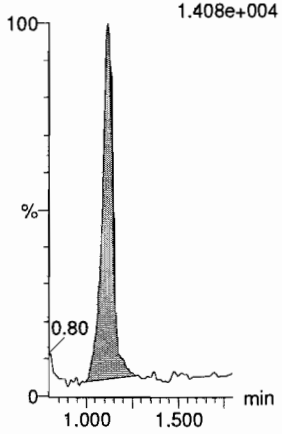


**PFPrS**

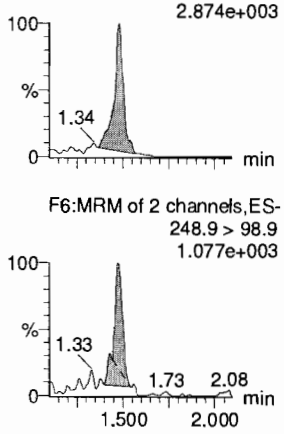


**3:3 FTCA**

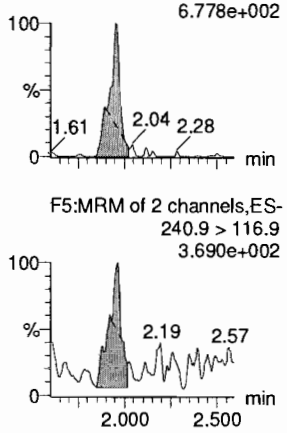


**PFPeA**

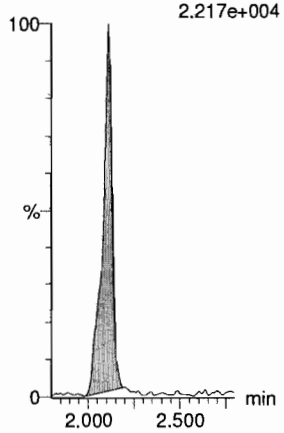


**PFBS**

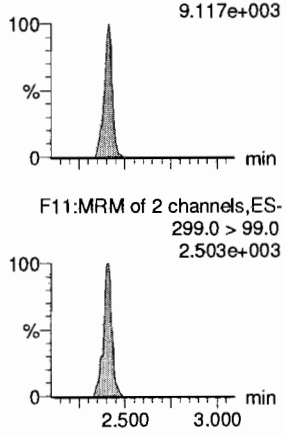


**4:2 FTS**

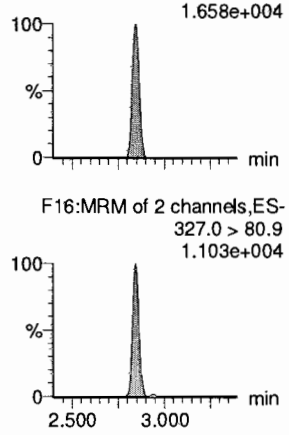


**13C3-PFBA**

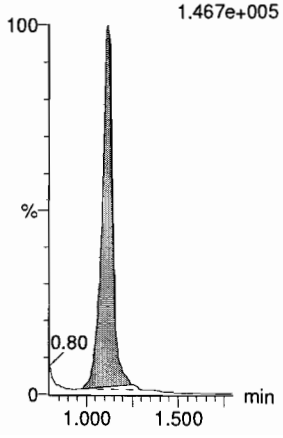


**13C3-PFBS**

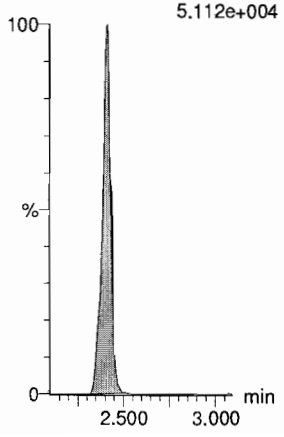


**13C3-PFPeA**

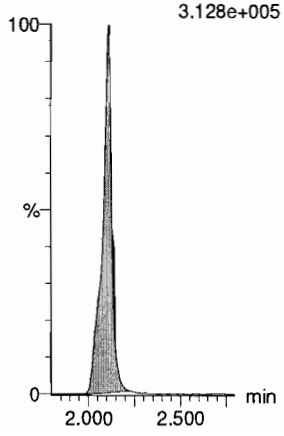


**13C3-PFPeA**

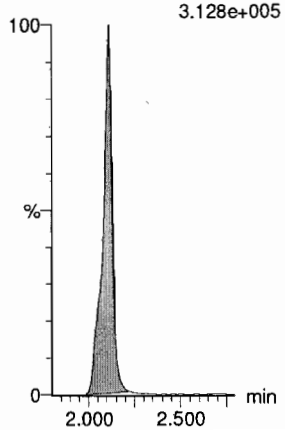


**13C3-PFBS**

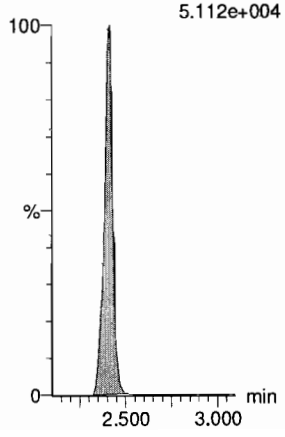


**13C2-4:2 FTS**

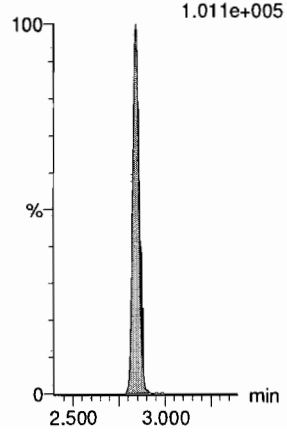

Dataset: F:\Projects\PFAS.PRO\Results\190726M1\190726M1-4.qld

Last Altered: Friday, July 26, 2019 13:46:17 Pacific Daylight Time
Printed: Monday, July 29, 2019 09:32:38 Pacific Daylight Time

**Name: 190726M1_4, Date: 26-Jul-2019, Time: 08:30:57, ID: ST190726M1-1 PFC CS0 19G1103, Description: PFC CS0 19G1103**

**PFHxA**

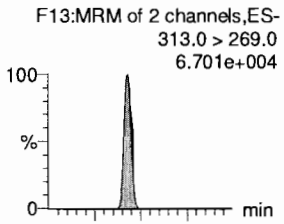


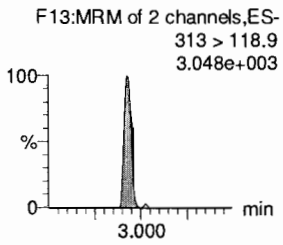


**PFPeS**

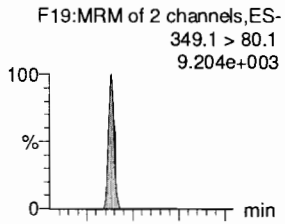


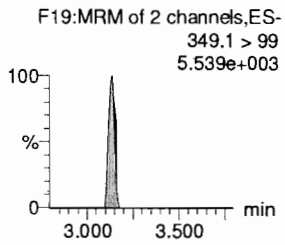


**HFPO-DA**

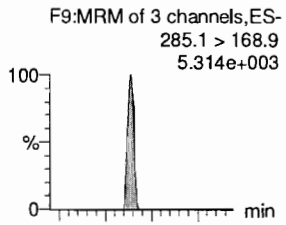


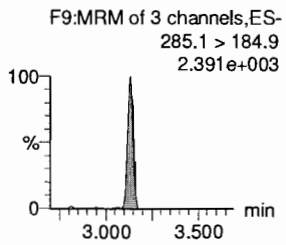


**5:3 FTCA**

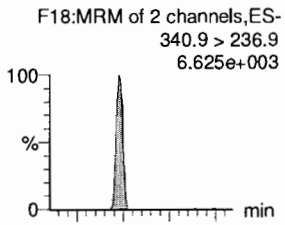


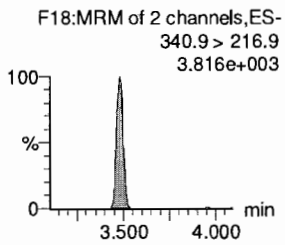


**PFHpA**

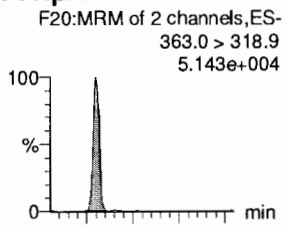


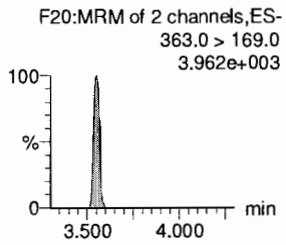


**ADONA**

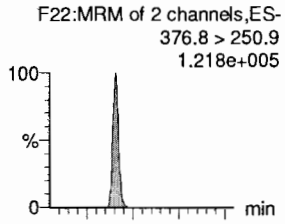


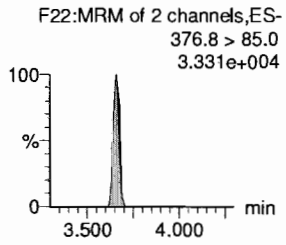


**13C2-PFHxA**

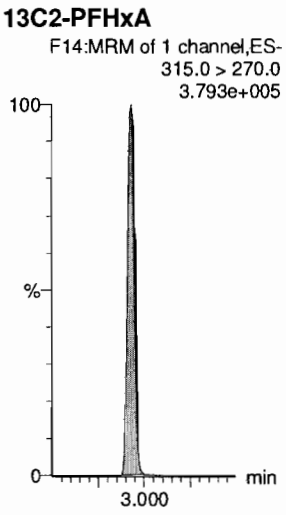


**13C3-PFBS**

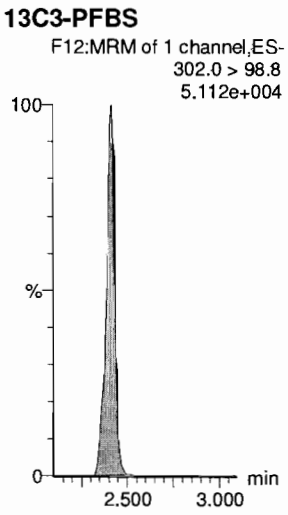


**13C3-HFPO-DA**

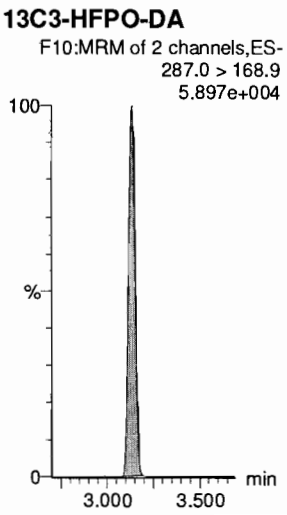


**13C4-PFHpA**

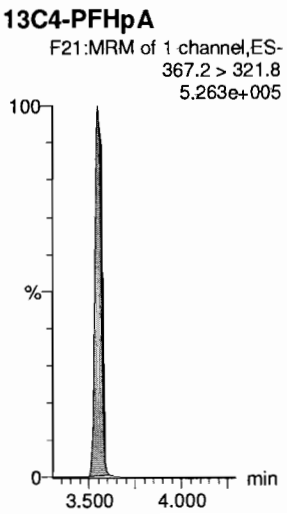


**13C4-PFHpA**

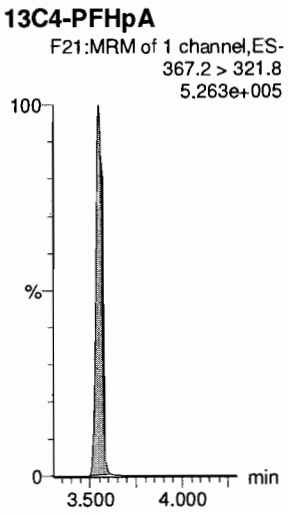


**13C4-PFHpA**

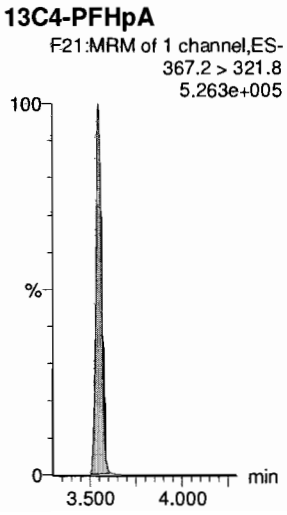

Dataset: F:\Projects\PFAS.PRO\Results\190726M1\190726M1-4.qld

Last Altered: Friday, July 26, 2019 13:46:17 Pacific Daylight Time
Printed: Monday, July 29, 2019 09:32:38 Pacific Daylight Time

**Name: 190726M1_4, Date: 26-Jul-2019, Time: 08:30:57, ID: ST190726M1-1 PFC CS0 19G1103, Description: PFC CS0 19G1103**

**L-PFHxS**

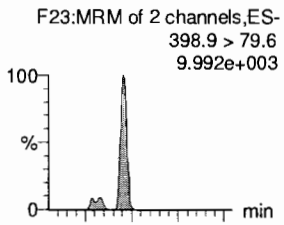


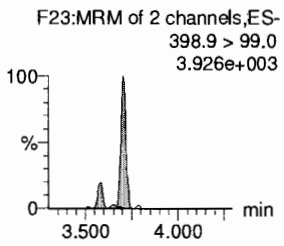


**6:2 FTS**

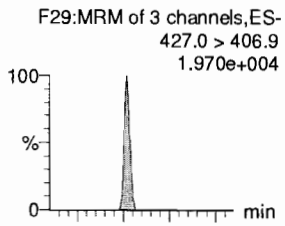


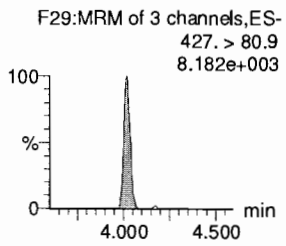


**L-PFOA**

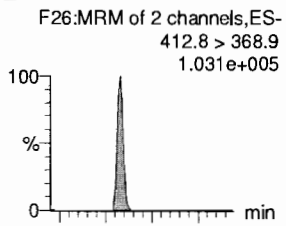


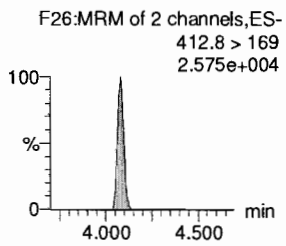


**PFEChS**

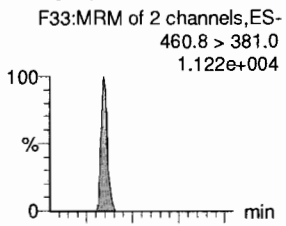


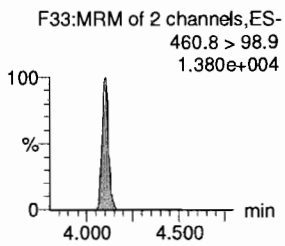


**PFHpS**

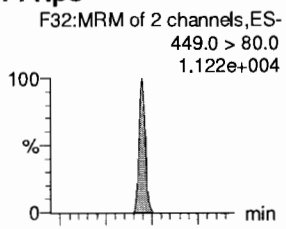


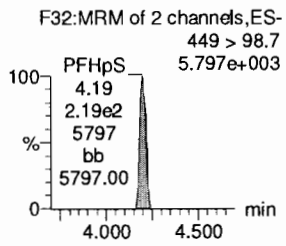


**7:3 FTCA**

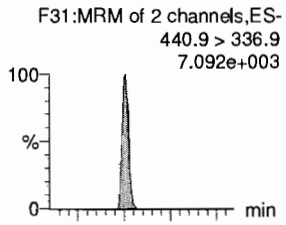


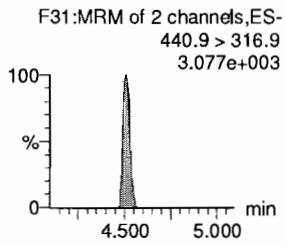


**13C3-PFHxS**

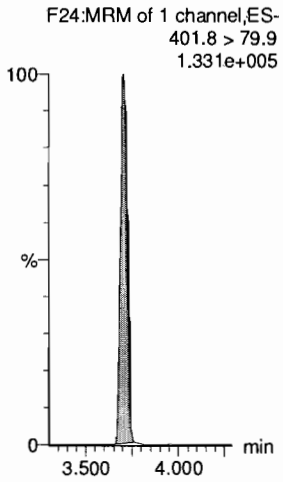


**13C2-6:2 FTS**

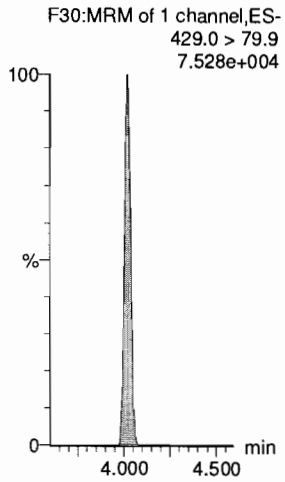


**13C2-PFOA**

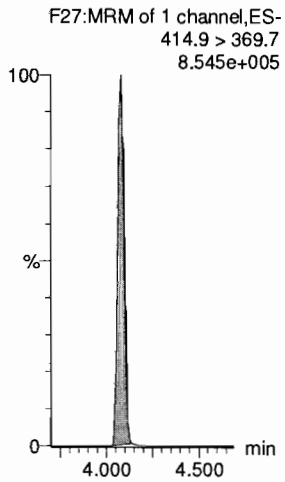


**13C2-PFOA**

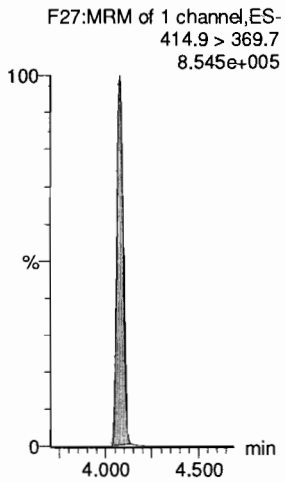


**13C8-PFOS**

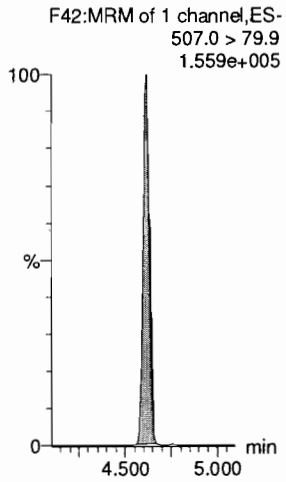


**13C5-PFNA**

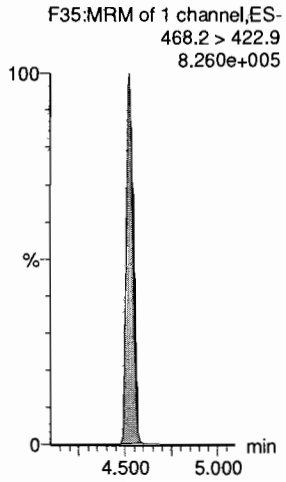

Dataset: F:\Projects\PFAS.PRO\Results\190726M1\190726M1-4.qld

Last Altered: Friday, July 26, 2019 13:46:17 Pacific Daylight Time
Printed: Monday, July 29, 2019 09:32:38 Pacific Daylight Time

**Name: 190726M1_4, Date: 26-Jul-2019, Time: 08:30:57, ID: ST190726M1-1 PFC CS0 19G1103, Description: PFC CS0 19G1103**

**PFNA**

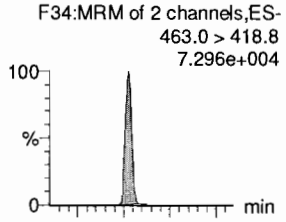


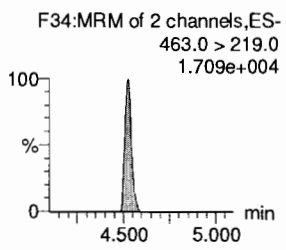


**PFOSA**

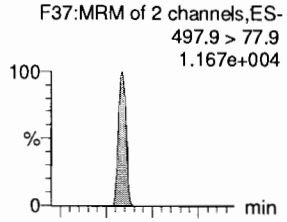


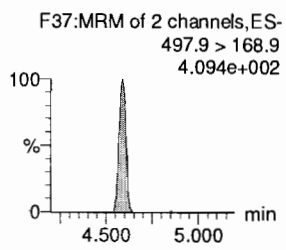


**L-PFOS**

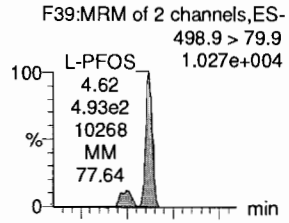


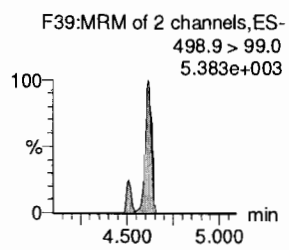


**9Cl-PF30NS**

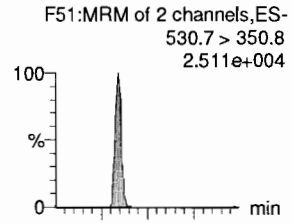


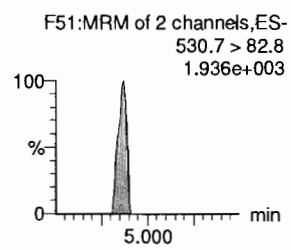


**PFDA**

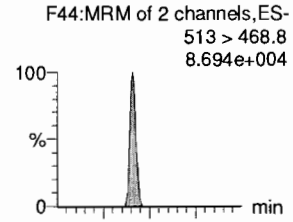


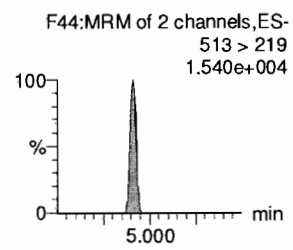


**8:2 FTS**

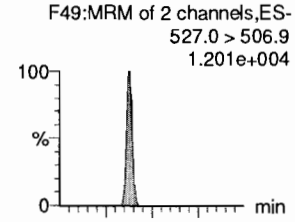


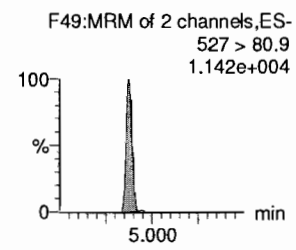


**13C5-PFNA**

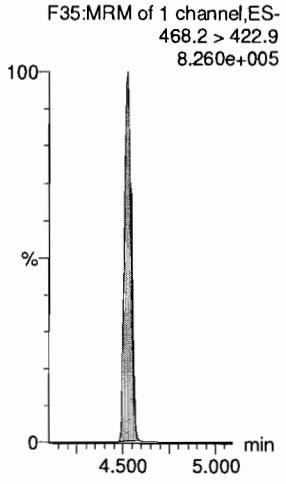


**13C8-PFOSA**

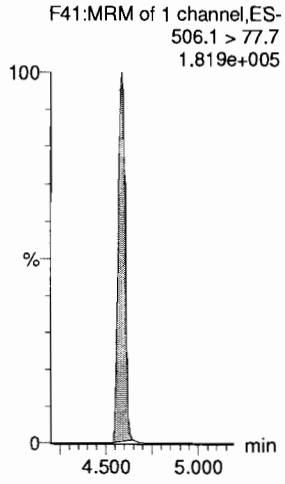


**13C8-PFOS**

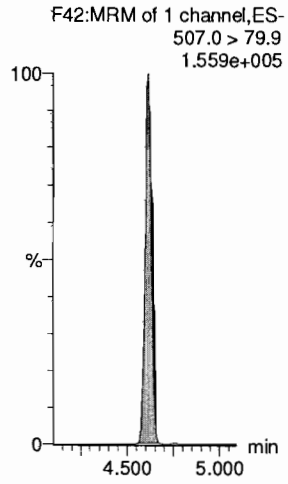


**13C8-PFOS**




**13C2-PFDA**

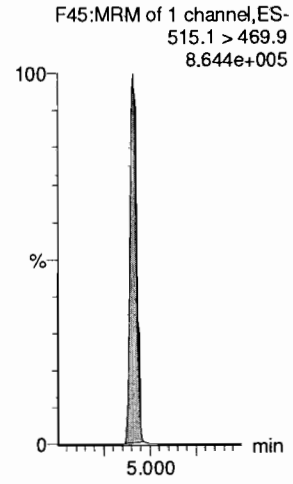


**13C2-8:2 FTS**

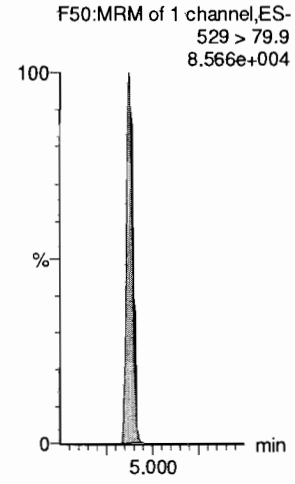

Dataset: F:\Projects\PFAS.PRO\Results\190726M1\190726M1-4.qld

Last Altered: Friday, July 26, 2019 13:46:17 Pacific Daylight Time
Printed: Monday, July 29, 2019 09:32:38 Pacific Daylight Time

**Name: 190726M1_4, Date: 26-Jul-2019, Time: 08:30:57, ID: ST190726M1-1 PFC CS0 19G1103, Description: PFC CS0 19G1103**

**PFNS**

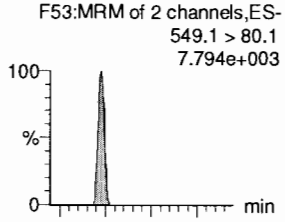


**L-MeFOSAA**

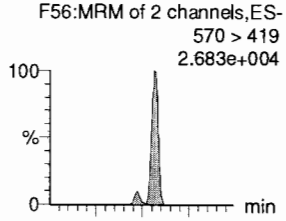


**L-EtFOSAA**

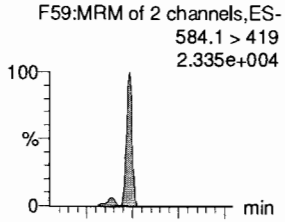


**PFUdA**

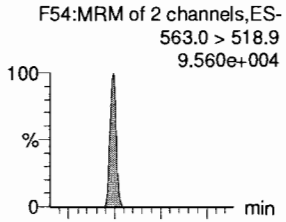


**PFDS**

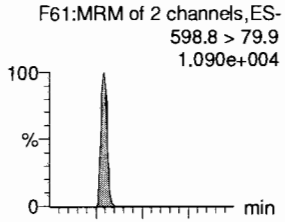


**11Cl-PF30UdS**

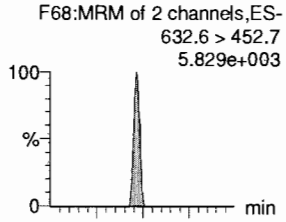


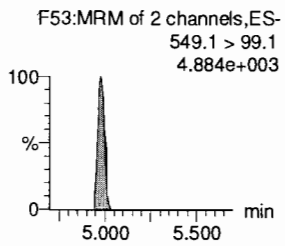


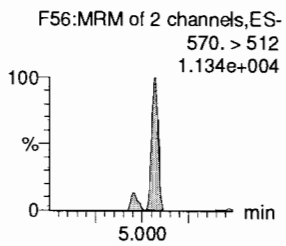


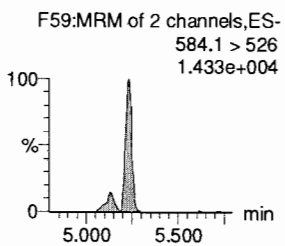


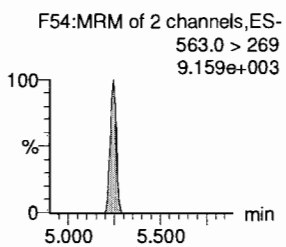


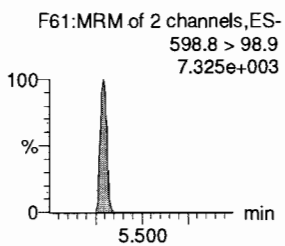


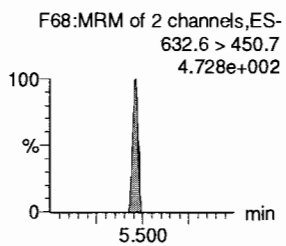


**13C8-PFOS**

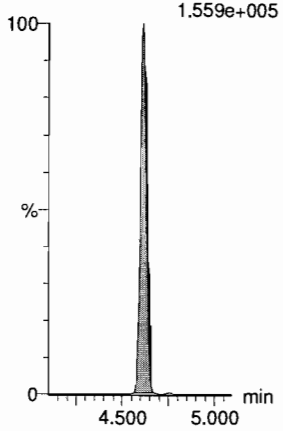


**d3-N-MeFOSAA**

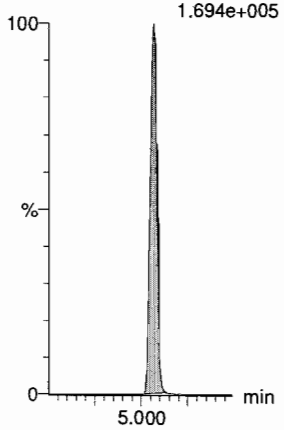


**d5-N-EtFOSAA**

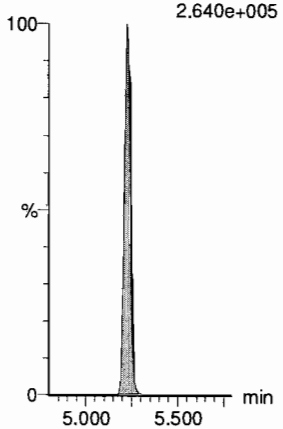


**13C2-PFUdA**

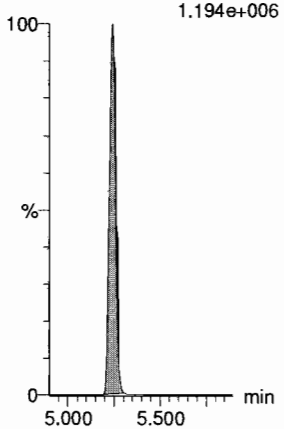


**13C2-8:2 FTS**

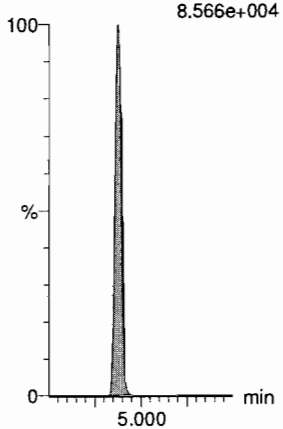


**13C2-PFDoA**

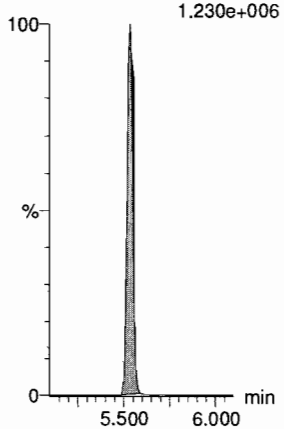

Dataset: F:\Projects\PFAS.PRO\Results\190726M1\190726M1-4.qld

Last Altered: Friday, July 26, 2019 13:46:17 Pacific Daylight Time
Printed: Monday, July 29, 2019 09:32:38 Pacific Daylight Time

**Name: 190726M1_4, Date: 26-Jul-2019, Time: 08:30:57, ID: ST190726M1-1 PFC CS0 19G1103, Description: PFC CS0 19G1103**

**10:2 FTS**
F66:MRM of 2 channels,ES-
627.0 > 606.9
1.749e+004

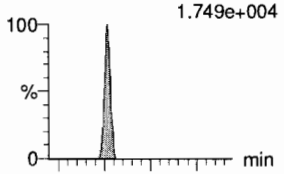

F66:MRM of 2 channels,ES-
627.0 > 80.9
1.065e+004

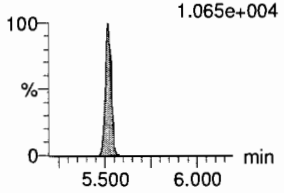

**PFDoA**
F62:MRM of 4 channels,ES-
612.9 > 569.0
1.095e+005

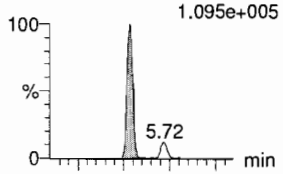


F62:MRM of 4 channels,ES-
612.9 > 318.8
1.174e+004

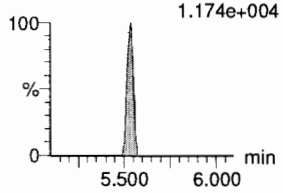

**N-MeFOSA**
F43:MRM of 2 channels,ES-
512.1 > 168.9
2.008e+004

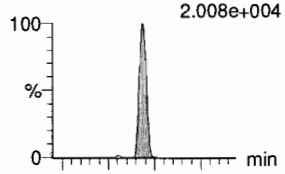

F43:MRM of 2 channels,ES-
512.1 > 219
1.257e+004

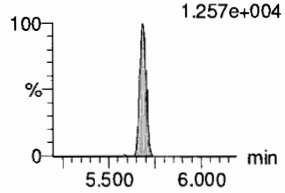

**PFTrDA**
F70:MRM of 2 channels,ES-
662.9 > 618.9
1.080e+005

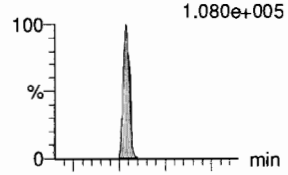

F70:MRM of 2 channels,ES-
662.9 > 319
3.586e+003

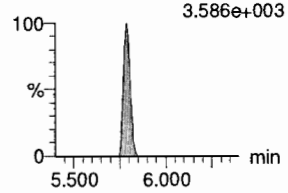

**PFDoS**
F71:MRM of 2 channels,ES-
698.8 > 79.9
9.688e+003

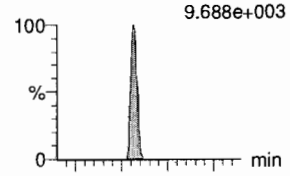

F71:MRM of 2 channels,ES-
698.8 > 98.9
5.280e+003

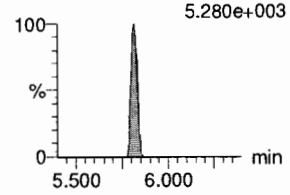

**PFTeDA**
F72:MRM of 2 channels,ES-
713.0 > 669.0
1.015e+005

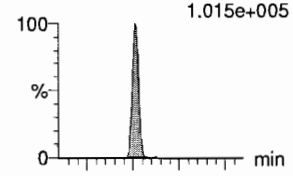

F72:MRM of 2 channels,ES-
713. > 369.0
6.391e+003

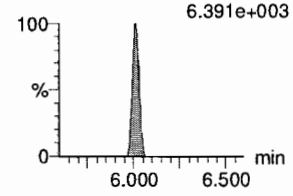

**13C2-PFDoA**
F63:MRM of 1 channel,ES-
614.7 > 569.7
1.230e+006

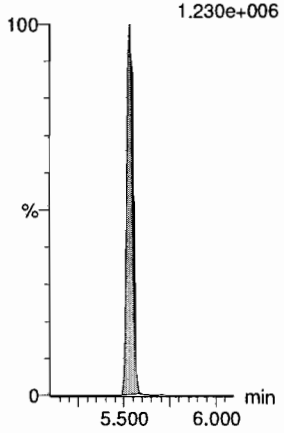

**13C2-PFDoA**
F63:MRM of 1 channel,ES-
614.7 > 569.7
1.230e+006

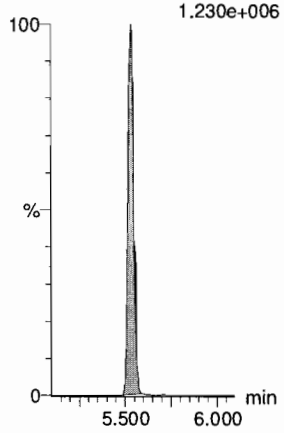

**d3-N-MeFOSA**
F46:MRM of 1 channel,ES-
515.2 > 168.9
5.220e+005



**13C2-PFDoA**
F63:MRM of 1 channel,ES-
614.7 > 569.7
1.230e+006

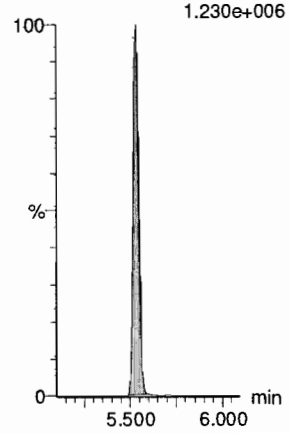

**13C2-PFTeDA**
F73:MRM of 2 channels,ES-
715.1 > 669.7
7.681e+005

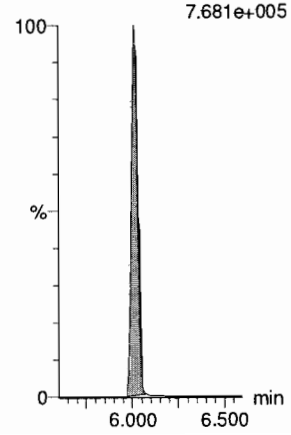

**13C2-PFTeDA**
F73:MRM of 2 channels,ES-
715.1 > 669.7
7.681e+005

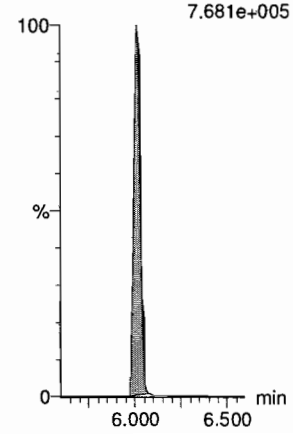

Dataset: F:\Projects\PFAS.PRO\Results\190726M1\190726M1-4.qld

Last Altered: Friday, July 26, 2019 13:46:17 Pacific Daylight Time
Printed: Monday, July 29, 2019 09:32:38 Pacific Daylight Time

**Name: 190726M1_4, Date: 26-Jul-2019, Time: 08:30:57, ID: ST190726M1-1 PFC CS0 19G1103, Description: PFC CS0 19G1103**

**N-EtFOSA**

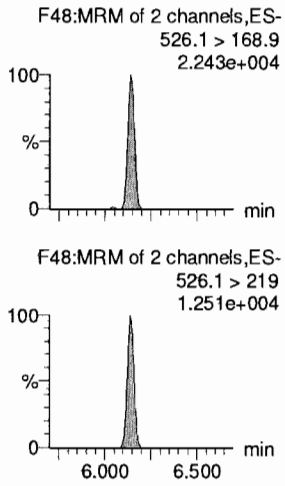


**PFHxDA**

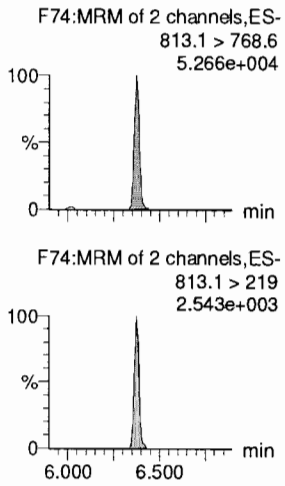


**PFODA**




**N-MeFOSE**

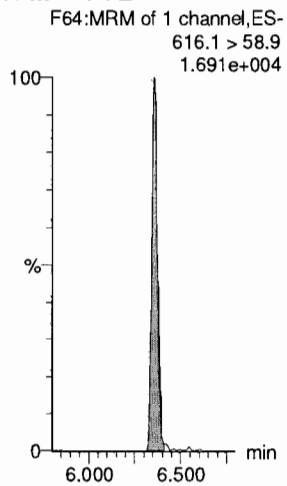


**N-EtFOSE**

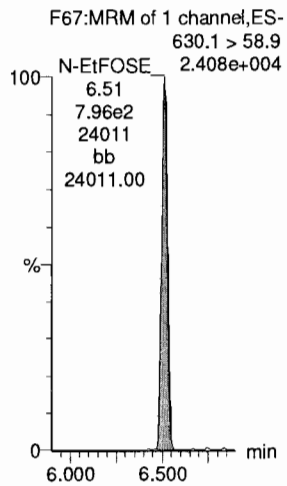


**13C4-PFBA**

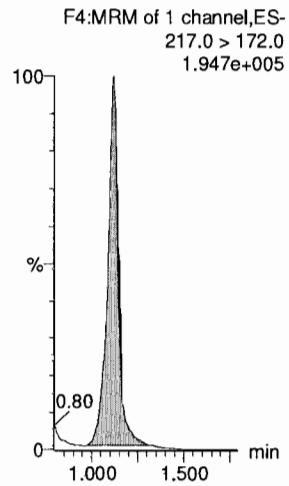


**d5-N-ETFOSA**

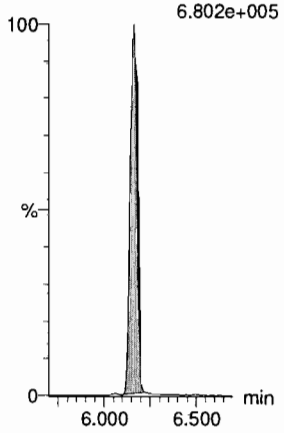


**13C2-PFHxDA**

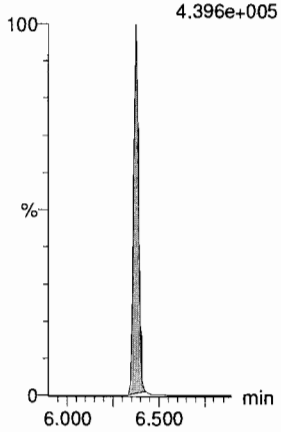


**13C2-PFHxDA**

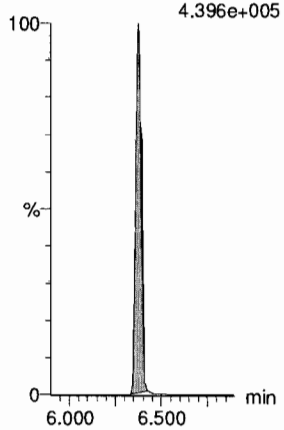


**d7-N-MeFOSE**

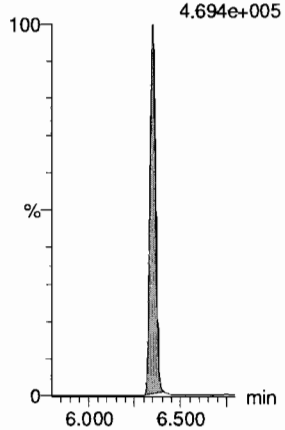


**d9-N-EtFOSE**

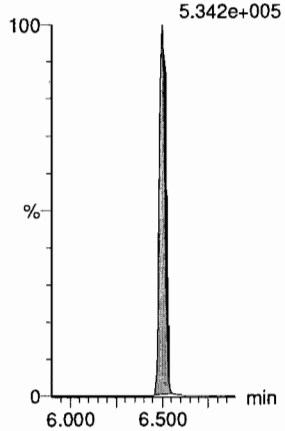


**13C5-PFHxA**

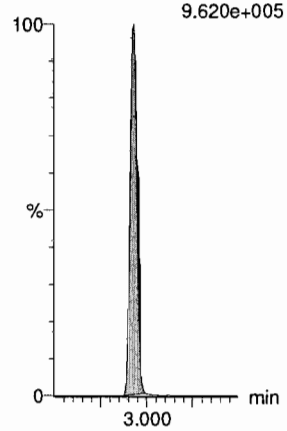

Dataset: F:\Projects\PFAS.PRO\Results\190726M1\190726M1-4.qld

Last Altered: Friday, July 26, 2019 13:46:17 Pacific Daylight Time
Printed: Monday, July 29, 2019 09:32:38 Pacific Daylight Time

**Name: 190726M1_4, Date: 26-Jul-2019, Time: 08:30:57, ID: ST190726M1-1 PFC CS0 19G1103, Description: PFC CS0 19G1103**

**13C8-PFOA**

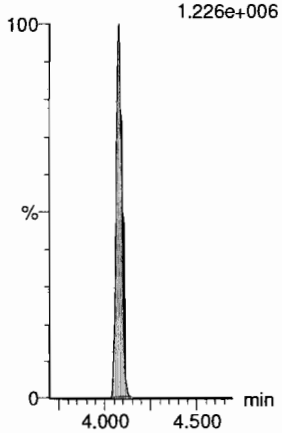


**18O2-PFHxS**

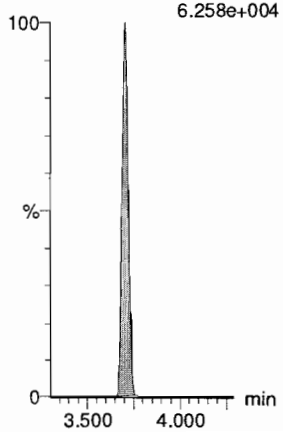


**13C9-PFNA**

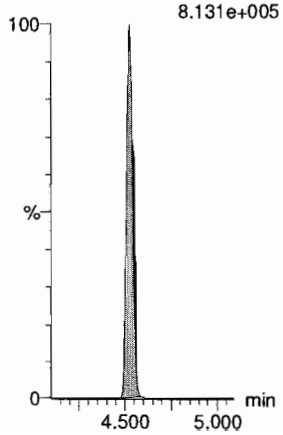


**13C4-PFOS**

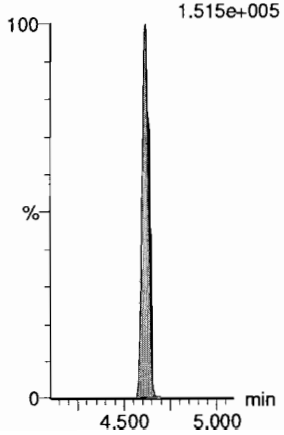


**13C6-PFDA**

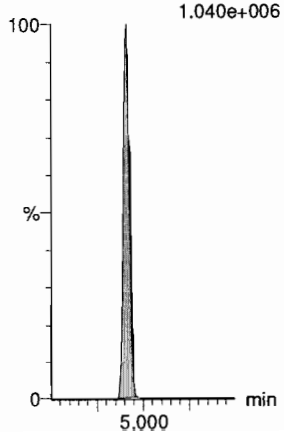


**13C7-PFUdA**

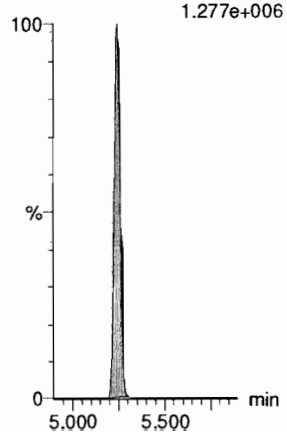

Dataset: F:\Projects\PFAS.PRO\Results\190726M1\190726M1-28.qld

Last Altered: Friday, July 26, 2019 13:29:30 Pacific Daylight Time
Printed: Monday, July 29, 2019 09:42:29 Pacific Daylight Time

7/29/19

**Name: 190726M1_28, Date: 26-Jul-2019, Time: 13:14:37, ID: ST190726M1-3 PFC CS3 19G1106, Description: PFC CS3 19G1106**

| | # | Name | Trace | Area | IS Area | wt/vol | RT | Response | Conc. | %Rec | Recovery ... | Ion Ratio | Ratio Out? |
|---|---|---|---|---|---|---|---|---|---|---|---|---|---|
| 1 | 1 | PFBA | 213.0 > 168.8 | 6848.524 | 6661.888 | 1.00 | 1.15 | 12.850 | 10.3 | 103.1 | NO | | |
| 2 | 2 | PFPrS | 248.9 > 79.9 | 1562.125 | 2003.226 | 1.00 | 1.52 | 9.748 | 10.4 | 104.3 | NO | 2.460 | NO |
| 3 | 3 | 3:3 FTCA | 240.9 > 176.9 | 368.732 | 13574.385 | 1.00 | 1.98 | 0.340 | 9.9 | 98.8 | NO | 2.118 | NO |
| 4 | 4 | PFPeA | 263.1 > 218.9 | 10194.724 | 13574.385 | 1.00 | 2.14 | 9.388 | 10.2 | 101.5 | NO | | |
| 5 | 5 | PFBS | 299.0 > 79.7 | 3571.006 | 2003.226 | 1.00 | 2.43 | 22.283 | 9.8 | 98.2 | NO | 3.030 | NO |
| 6 | 6 | 4:2 FTS | 327.0 > 306.9 | 5892.543 | 2959.908 | 1.00 | 2.84 | 24.885 | 9.9 | 98.9 | NO | 1.842 | NO |
| 7 | 47 | 13C3-PFBA | 216.1 > 171.8 | 6661.888 | 9113.289 | 1.00 | 1.15 | 9.138 | 12.5 | 99.6 | NO | | |
| 8 | 49 | 13C3-PFBS | 302.0 > 98.8 | 2003.226 | 1806.980 | 1.00 | 2.43 | 13.858 | 13.1 | 104.8 | NO | | |
| 9 | 48 | 13C3-PFPeA | 266.0 > 221.8 | 13574.385 | 27790.170 | 1.00 | 2.14 | 6.106 | 12.3 | 98.1 | NO | | |
| 10 | 48 | 13C3-PFPeA | 266.0 > 221.8 | 13574.385 | 27790.170 | 1.00 | 2.14 | 6.106 | 12.3 | 98.1 | NO | | |
| 11 | 49 | 13C3-PFBS | 302.0 > 98.8 | 2003.226 | 1806.980 | 1.00 | 2.43 | 13.858 | 13.1 | 104.8 | NO | | |
| 12 | 51 | 13C2-4:2 FTS | 329.0 >79.9 | 2959.908 | 1806.980 | 1.00 | 2.84 | 20.476 | 12.4 | 99.3 | NO | | |
| 13 | -1 | | | | | | | | | | | | |
| 14 | 7 | PFHxA | 313.0 > 269.0 | 20263.672 | 10906.795 | 1.00 | 2.93 | 9.289 | 10.5 | 105.3 | NO | 16.899 | NO |
| 15 | 8 | PFPeS | 349.1>80.1 | 2547.239 | 2003.226 | 1.00 | 3.14 | 15.895 | 9.9 | 99.2 | NO | 1.469 | NO |
| 16 | 9 | HFPO-DA | 285.1 > 168.9 | 1550.423 | 1654.335 | 1.00 | 3.15 | 4.686 | 7.3 | 73.3 | NO | 2.336 | NO |
| 17 | 10 | 5:3 FTCA | 340.9 > 236.9 | 2018.754 | 13248.871 | 1.00 | 3.49 | 1.905 | 10.3 | 103.2 | NO | 1.560 | NO |
| 18 | 11 | PFHpA | 363.0 > 318.9 | 13969.831 | 13248.871 | 1.00 | 3.56 | 13.180 | 10.2 | 101.8 | NO | 9.771 | NO |
| 19 | 12 | ADONA | 376.8 > 250.9 | 35003.070 | 13248.871 | 1.00 | 3.66 | 33.025 | 9.3 | 93.1 | NO | 3.484 | NO |
| 20 | 52 | 13C2-PFHxA | 315.0 > 270.0 | 10906.795 | 27790.170 | 1.00 | 2.93 | 4.906 | 5.0 | 100.4 | NO | | |
| 21 | 49 | 13C3-PFBS | 302.0 > 98.8 | 2003.226 | 1806.980 | 1.00 | 2.43 | 13.858 | 13.1 | 104.8 | NO | | |
| 22 | 50 | 13C3-HFPO-DA | 287.0 > 168.9 | 1654.335 | 27790.170 | 1.00 | 3.15 | 0.744 | 5.6 | 111.1 | NO | | |
| 23 | 53 | 13C4-PFHpA | 367.2 > 321.8 | 13248.871 | 27790.170 | 1.00 | 3.56 | 5.959 | 12.5 | 99.6 | NO | | |
| 24 | 53 | 13C4-PFHpA | 367.2 > 321.8 | 13248.871 | 27790.170 | 1.00 | 3.56 | 5.959 | 12.5 | 99.6 | NO | | |
| 25 | 53 | 13C4-PFHpA | 367.2 > 321.8 | 13248.871 | 27790.170 | 1.00 | 3.56 | 5.959 | 12.5 | 99.6 | NO | | |
| 26 | -1 | | | | | | | | | | | | |
| 27 | 13 | L-PFHxS | 398.9 > 79.6 | 2940.314 | 3834.042 | 1.00 | 3.71 | 9.586 | 10.5 | 105.1 | NO | 2.204 | NO |
| 28 | 15 | 6:2 FTS | 427.0 > 406.9 | 5729.807 | 1942.847 | 1.00 | 4.03 | 36.865 | 11.0 | 109.6 | NO | 2.255 | NO |
| 29 | 16 | L-PFOA | 412.8 > 368.9 | 28138.973 | 23255.895 | 1.00 | 4.09 | 15.125 | 10.0 | 100.4 | NO | 3.761 | NO |
| 30 | 18 | PFecHS | 460.8 > 381.0 | 4292.641 | 23255.895 | 1.00 | 4.11 | 2.307 | 10.0 | 100.2 | NO | 0.890 | NO |
| 31 | 19 | PFHpS | 449.0 > 80.0 | 3255.194 | 4257.568 | 1.00 | 4.20 | 9.557 | 10.8 | 108.5 | NO | 1.755 | NO |
| 32 | 20 | 7:3 FTCA | 440.9 > 336.9 | 2222.299 | 24062.264 | 1.00 | 4.52 | 1.154 | 9.7 | 97.2 | NO | 2.009 | NO |
| 33 | 54 | 13C3-PFHxS | 401.8 > 79.9 | 3834.042 | 1806.980 | 1.00 | 3.71 | 26.522 | 13.1 | 104.8 | NO | | |
| 34 | 55 | 13C2-6:2 FTS | 429.0 >79.9 | 1942.847 | 4285.622 | 1.00 | 4.03 | 5.667 | 10.6 | 84.5 | NO | | |
| 35 | 58 | 13C2-PFOA | 414.9 > 369.7 | 23255.895 | 33894.664 | 1.00 | 4.09 | 8.577 | 12.6 | 100.7 | NO | | |
| 36 | 58 | 13C2-PFOA | 414.9 > 369.7 | 23255.895 | 33894.664 | 1.00 | 4.09 | 8.577 | 12.6 | 100.7 | NO | | |

GH 7/29/19

Dataset: F:\Projects\PFAS.PRO\Results\190726M1\190726M1-28.qld

Last Altered: Friday, July 26, 2019 13:29:30 Pacific Daylight Time
Printed: Monday, July 29, 2019 09:42:29 Pacific Daylight Time

**Name: 190726M1_28, Date: 26-Jul-2019, Time: 13:14:37, ID: ST190726M1-3 PFC CS3 19G1106, Description: PFC CS3 19G1106**

| | # | Name | Trace | Area | IS Area | wt/vol | RT | Response | Conc. | %Rec | Recovery ... | Ion Ratio | Ratio Out? |
|---|---|---|---|---|---|---|---|---|---|---|---|---|---|
| 37 | 59 | 13C8-PFOS | 507.0 > 79.9 | 4257.568 | 4285.622 | 1.00 | 4.62 | 12.418 | 12.5 | 99.7 | NO | | |
| 38 | 56 | 13C5-PFNA | 468.2 > 422.9 | 24062.264 | 24139.852 | 1.00 | 4.53 | 12.460 | 12.4 | 99.5 | NO | | |
| 39 | -1 | | | | | | | | | | | | |
| 40 | 21 | PFNA | 463.0 > 418.8 | 23155.607 | 24062.264 | 1.00 | 4.53 | 12.029 | 10.4 | 104.4 | NO | 4.014 | NO |
| 41 | 22 | PFOSA | 497.9 > 77.9 | 4844.753 | 5931.799 | 1.00 | 4.60 | 10.209 | 10.0 | 100.2 | NO | 29.666 | NO |
| 42 | 23 | L-PFOS | 498.9 > 79.9 | 3642.694 | 4257.568 | 1.00 | 4.62 | 10.695 | 10.0 | 100.2 | NO | 2.073 | NO |
| 43 | 25 | 9Cl-PF30NS | 530.7 > 350.8 | 7617.623 | 4257.568 | 1.00 | 4.85 | 22.365 | 10.2 | 102.0 | NO | 16.328 | NO |
| 44 | 26 | PFDA | 513 > 468.8 | 27834.787 | 24536.709 | 1.00 | 4.91 | 14.180 | 11.0 | 110.0 | NO | 5.848 | NO |
| 45 | 27 | 8:2 FTS | 527.0 > 506.9 | 4255.035 | 2400.217 | 1.00 | 4.88 | 22.160 | 10.9 | 109.0 | NO | 1.248 | NO |
| 46 | 56 | 13C5-PFNA | 468.2 > 422.9 | 24062.264 | 24139.852 | 1.00 | 4.53 | 12.460 | 12.4 | 99.5 | NO | | |
| 47 | 57 | 13C8-PFOSA | 506.1 > 77.7 | 5931.799 | 37233.355 | 1.00 | 4.59 | 1.991 | 11.9 | 95.1 | NO | | |
| 48 | 59 | 13C8-PFOS | 507.0 > 79.9 | 4257.568 | 4285.622 | 1.00 | 4.62 | 12.418 | 12.5 | 99.7 | NO | | |
| 49 | 59 | 13C8-PFOS | 507.0 > 79.9 | 4257.568 | 4285.622 | 1.00 | 4.62 | 12.418 | 12.5 | 99.7 | NO | | |
| 50 | 60 | 13C2-PFDA | 515.1 > 469.9 | 24536.709 | 32052.738 | 1.00 | 4.92 | 9.569 | 11.7 | 93.5 | NO | | |
| 51 | 61 | 13C2-8:2 FTS | 529 > 79.9 | 2400.217 | 4285.622 | 1.00 | 4.88 | 7.001 | 12.6 | 100.6 | NO | | |
| 52 | -1 | | | | | | | | | | | | |
| 53 | 28 | PFNS | 549.1 > 80.1 | 2684.990 | 4257.568 | 1.00 | 4.98 | 7.883 | 11.0 | 110.1 | NO | 1.685 | NO |
| 54 | 29 | L-MeFOSAA | 570 > 419 | 10190.694 | 5723.854 | 1.00 | 5.07 | 22.255 | 10.3 | 103.2 | NO | 2.446 | NO |
| 55 | 31 | L-EtFOSAA | 584.1 > 419 | 8482.780 | 8274.569 | 1.00 | 5.24 | 12.815 | 10.3 | 102.6 | NO | 1.351 | NO |
| 56 | 33 | PFUdA | 563.0 > 518.9 | 24914.355 | 32708.824 | 1.00 | 5.25 | 9.521 | 10.4 | 104.1 | NO | 8.926 | NO |
| 57 | 34 | PFDS | 598.8 > 79.9 | 3670.229 | 2400.217 | 1.00 | 5.30 | 19.114 | 11.2 | 112.0 | NO | 1.878 | NO |
| 58 | 35 | 11Cl-PF30UdS | 632.6 > 452.7 | 1440.448 | 30990.471 | 1.00 | 5.47 | 0.581 | 10.1 | 100.8 | NO | 5.172 | NO |
| 59 | 59 | 13C8-PFOS | 507.0 > 79.9 | 4257.568 | 4285.622 | 1.00 | 4.62 | 12.418 | 12.5 | 99.7 | NO | | |
| 60 | 62 | d3-N-MeFOSAA | 573.3 > 419 | 5723.854 | 37233.355 | 1.00 | 5.07 | 1.922 | 10.8 | 86.6 | NO | | |
| 61 | 64 | d5-N-EtFOSAA | 589.3 > 419 | 8274.569 | 37233.355 | 1.00 | 5.23 | 2.778 | 12.4 | 99.3 | NO | | |
| 62 | 63 | 13C2-PFUdA | 565 > 519.8 | 32708.824 | 37233.355 | 1.00 | 5.25 | 10.981 | 12.4 | 98.8 | NO | | |
| 63 | 61 | 13C2-8:2 FTS | 529 > 79.9 | 2400.217 | 4285.622 | 1.00 | 4.88 | 7.001 | 12.6 | 100.6 | NO | | |
| 64 | 65 | 13C2-PFDoA | 614.7 > 569.7 | 30990.471 | 32052.738 | 1.00 | 5.54 | 12.086 | 11.1 | 88.9 | NO | | |
| 65 | -1 | | | | | | | | | | | | |
| 66 | 36 | 10:2 FTS | 627.0 > 606.9 | 4866.640 | 2400.217 | 1.00 | 5.52 | 25.345 | 10.5 | 105.0 | NO | 1.570 | NO |
| 67 | 37 | PFDoA | 612.9 > 569.0 | 28350.141 | 30990.471 | 1.00 | 5.54 | 11.435 | 10.7 | 106.9 | NO | 8.620 | NO |
| 68 | 38 | N-MeFOSA | 512.1 > 168.9 | 6831.871 | 16408.779 | 1.00 | 5.69 | 62.453 | 53.0 | 106.0 | NO | 1.647 | NO |
| 69 | 39 | PFTrDA | 662.9 > 618.9 | 29873.684 | 30990.471 | 1.00 | 5.80 | 12.050 | 10.6 | 105.6 | NO | 22.168 | NO |
| 70 | 40 | PFDoS | 698.8 > 79.9 | 3064.957 | 21439.074 | 1.00 | 5.82 | 1.787 | 10.8 | 108.2 | NO | 1.830 | NO |
| 71 | 41 | PFTeDA | 713.0 > 669.0 | 29497.830 | 21439.074 | 1.00 | 6.02 | 17.199 | 11.4 | 113.7 | NO | 13.965 | NO |
| 72 | 65 | 13C2-PFDoA | 614.7 > 569.7 | 30990.471 | 32052.738 | 1.00 | 5.54 | 12.086 | 11.1 | 88.9 | NO | | |

Dataset: F:\Projects\PFAS.PRO\Results\190726M1\190726M1-28.qld

Last Altered: Friday, July 26, 2019 13:29:30 Pacific Daylight Time
Printed: Monday, July 29, 2019 09:42:29 Pacific Daylight Time

**Name: 190726M1_28, Date: 26-Jul-2019, Time: 13:14:37, ID: ST190726M1-3 PFC CS3 19G1106, Description: PFC CS3 19G1106**

| | # | Name | Trace | Area | IS Area | wt/vol | RT | Response | Conc. | %Rec | Recovery ... | Ion Ratio | Ratio Out? |
|---|---|---|---|---|---|---|---|---|---|---|---|---|---|
| 73 | 65 | 13C2-PFDoA | 614.7 > 569.7 | 30990.471 | 32052.738 | 1.00 | 5.54 | 12.086 | 11.1 | 88.9 | NO | | |
| 74 | 66 | d3-N-MeFOSA | 515.2 > 168.9 | 16408.779 | 37233.355 | 1.00 | 5.72 | 5.509 | 144.1 | 96.0 | NO | | |
| 75 | 65 | 13C2-PFDoA | 614.7 > 569.7 | 30990.471 | 32052.738 | 1.00 | 5.54 | 12.086 | 11.1 | 88.9 | NO | | |
| 76 | 67 | 13C2-PFTeDA | 715.1 > 669.7 | 21439.074 | 37233.355 | 1.00 | 6.02 | 7.198 | 11.9 | 95.3 | NO | | |
| 77 | 67 | 13C2-PFTeDA | 715.1 > 669.7 | 21439.074 | 37233.355 | 1.00 | 6.02 | 7.198 | 11.9 | 95.3 | NO | | |
| 78 | -1 | | | | | | | | | | | | |
| 79 | 42 | N-EtFOSA | 526.1 > 168.9 | 7542.041 | 21793.219 | 1.00 | 6.15 | 51.911 | 53.2 | 106.4 | NO | 1.685 | NO |
| 80 | 43 | PFHxDA | 813.1 > 768.6 | 14726.053 | 11488.927 | 1.00 | 6.38 | 6.409 | 9.7 | 97.4 | NO | 20.100 | NO |
| 81 | 44 | PFODA | 913.1 > 868.8 | 19802.682 | 11488.927 | 1.00 | 6.63 | 8.618 | 11.3 | 112.6 | NO | | |
| 82 | 45 | N-MeFOSE | 616.1 > 58.9 | 4649.313 | 12965.714 | 1.00 | 6.36 | 53.788 | 48.1 | 96.3 | NO | | |
| 83 | 46 | N-EtFOSE | 630.1 > 58.9 | 5965.413 | 13678.984 | 1.00 | 6.51 | 65.415 | 50.6 | 101.2 | NO | | |
| 84 | 72 | 13C4-PFBA | 217.0 > 172.0 | 9113.289 | 9113.289 | 1.00 | 1.16 | 12.500 | 12.5 | 100.0 | NO | | |
| 85 | 68 | d5-N-ETFOSA | 531.1 > 168.9 | 21793.219 | 37233.355 | 1.00 | 6.16 | 7.316 | 164.6 | 109.7 | NO | | |
| 86 | 69 | 13C2-PFHxDA | 815 > 769.7 | 11488.927 | 37233.355 | 1.00 | 6.38 | 3.857 | 4.9 | 97.9 | NO | | |
| 87 | 69 | 13C2-PFHxDA | 815 > 769.7 | 11488.927 | 37233.355 | 1.00 | 6.38 | 3.857 | 4.9 | 97.9 | NO | | |
| 88 | 70 | d7-N-MeFOSE | 623.1 > 58.9 | 12965.714 | 37233.355 | 1.00 | 6.35 | 4.353 | 139.1 | 92.7 | NO | | |
| 89 | 71 | d9-N-EtFOSE | 639.2 > 58.8 | 13678.984 | 37233.355 | 1.00 | 6.50 | 4.592 | 139.8 | 93.2 | NO | | |
| 90 | 73 | 13C5-PFHxA | 318.0 > 272.9 | 27790.170 | 27790.170 | 1.00 | 2.93 | 12.500 | 12.5 | 100.0 | NO | | |
| 91 | -1 | | | | | | | | | | | | |
| 92 | 75 | 13C8-PFOA | 420.9 > 376.0 | 33894.664 | 33894.664 | 1.00 | 4.08 | 12.500 | 12.5 | 100.0 | NO | | |
| 93 | 74 | 18O2-PFHxS | 403.0 > 102.6 | 1806.980 | 1806.980 | 1.00 | 3.71 | 12.500 | 12.5 | 100.0 | NO | | |
| 94 | 76 | 13C9-PFNA | 472.2 > 426.9 | 24139.852 | 24139.852 | 1.00 | 4.53 | 12.500 | 12.5 | 100.0 | NO | | |
| 95 | 77 | 13C4-PFOS | 503 > 79.9 | 4285.622 | 4285.622 | 1.00 | 4.62 | 12.500 | 12.5 | 100.0 | NO | | |
| 96 | 78 | 13C6-PFDA | 519.1 > 473.7 | 32052.738 | 32052.738 | 1.00 | 4.91 | 12.500 | 12.5 | 100.0 | NO | | |
| 97 | 79 | 13C7-PFUdA | 570.1 > 524.8 | 37233.355 | 37233.355 | 1.00 | 5.25 | 12.500 | 12.5 | 100.0 | NO | | |

Vista Analytical Laboratory

Dataset: Untitled

Last Altered: Monday, July 29, 2019 09:39:09 Pacific Daylight Time
Printed: Monday, July 29, 2019 09:39:14 Pacific Daylight Time

**Method: F:\Projects\PFAS.PRO\MethDB\PFAS_FULL_80C_072619.mdb 26 Jul 2019 13:29:28**
**Calibration: F:\Projects\PFAS.PRO\CurveDB\C18_VAL-PFAS_Q4_07-22-19.cdb 22 Jul 2019 13:13:35**

**Compound name: PFBA**

| | # | Name | ID | Acq.Date | Acq.Time |
|---|---|---|---|---|---|
| 1 | 1 | 190726M1_1 | IPA | 26-Jul-19 | 07:59:07 |
| 2 | 2 | 190726M1_2 | IPA | 26-Jul-19 | 08:09:40 |
| 3 | 3 | 190726M1_3 | IPA | 26-Jul-19 | 08:20:19 |
| 4 | 4 | 190726M1_4 | ST190726M1-1 PFC CS0 19G1103 | 26-Jul-19 | 08:30:57 |
| 5 | 5 | 190726M1_5 | IB | 26-Jul-19 | 08:41:30 |
| 6 | 6 | 190726M1_6 | B9G0237-BS1 OPR 0.25 | 26-Jul-19 | 08:52:12 |
| 7 | 7 | 190726M1_7 | B9G0237-BSD1 LCSD 0.25 | 26-Jul-19 | 09:02:47 |
| 8 | 8 | 190726M1_8 | B9G0237-BLK1 Method Blank 0.25 | 26-Jul-19 | 09:41:42 |
| 9 | 9 | 190726M1_9 | 1902204-01 PFC-AF-420-01-071819 0.11263 | 26-Jul-19 | 09:52:20 |
| 10 | 10 | 190726M1_10 | IPA | 26-Jul-19 | 10:02:53 |
| 11 | 11 | 190726M1_11 | 1902222-01 WIN1907221220GGA 0.22274 | 26-Jul-19 | 10:13:32 |
| 12 | 12 | 190726M1_12 | 1902222-02 WMP1907221210GGA 0.23459 | 26-Jul-19 | 10:24:10 |
| 13 | 13 | 190726M1_13 | 1902222-03 WEF1907221215GGA 0.2448 | 26-Jul-19 | 10:34:43 |
| 14 | 14 | 190726M1_14 | B9G0224-BS1 OPR 0.125 | 26-Jul-19 | 10:45:21 |
| 15 | 15 | 190726M1_15 | B9G0224-BSD1 LCSD 0.125 | 26-Jul-19 | 10:55:54 |
| 16 | 16 | 190726M1_16 | B9G0224-BLK1 Method Blank 0.125 | 26-Jul-19 | 11:06:33 |
| 17 | 17 | 190726M1_17 | 1902158-01RE1 REEPAC1734FS 0.11358 | 26-Jul-19 | 11:17:06 |
| 18 | 18 | 190726M1_18 | 1902189-06 EB-07152019-GW 0.1175 | 26-Jul-19 | 11:27:45 |
| 19 | 19 | 190726M1_19 | 1902189-07 FRB-07152019 0.11592 | 26-Jul-19 | 11:38:17 |
| 20 | 20 | 190726M1_20 | 1902189-11 EB-07162019-GW 0.11872 | 26-Jul-19 | 11:48:55 |
| 21 | 21 | 190726M1_21 | 1902189-13 FRB-07162019 0.11698 | 26-Jul-19 | 11:59:28 |
| 22 | 22 | 190726M1_22 | 1902189-14 EB-07162019 0.11868 | 26-Jul-19 | 12:10:07 |
| 23 | 23 | 190726M1_23 | 1902189-19 FRB-07172019 0.1221 | 26-Jul-19 | 12:20:39 |
| 24 | 24 | 190726M1_24 | 1902189-20 EB-07172019 0.11988 | 26-Jul-19 | 12:31:18 |
| 25 | 25 | 190726M1_25 | IPA | 26-Jul-19 | 12:41:56 |
| 26 | 26 | 190726M1_26 | (A) ST190726M1-2 PFC CS3 19G1106 | 26-Jul-19 | 12:52:29 |
| 27 | 27 | 190726M1_27 | IPA | 26-Jul-19 | 13:03:08 |
| 28 | 28 | 190726M1_28 | ST190726M1-3 PFC CS3 19G1106 | 26-Jul-19 | 13:14:37 |
| 29 | 29 | 190726M1_29 | IPA | 26-Jul-19 | 13:25:15 |
| 30 | 30 | 190726M1_30 | B9G0229-BS1 OPR 1 | 26-Jul-19 | 13:35:51 |
| 31 | 31 | 190726M1_31 | B9G0229-BSD1 LCSD 1 | 26-Jul-19 | 13:46:26 |
| 32 | 32 | 190726M1_32 | B9G0229-BLK1 Method Blank 1 | 26-Jul-19 | 13:57:00 |

(A) DNV, vial empty. dm 7/29/19

Vista Analytical Laboratory

Dataset: Untitled

Last Altered: Monday, July 29, 2019 09:39:09 Pacific Daylight Time
Printed: Monday, July 29, 2019 09:39:14 Pacific Daylight Time

**Compound name: PFBA**

| | # | Name | ID | Acq.Date | Acq.Time |
|---|---|---|---|---|---|
| 33 | 33 | 190726M1_33 | B9G0229-MS1 Matrix Spike 1.03 | 26-Jul-19 | 14:07:38 |
| 34 | 34 | 190726M1_34 | B9G0229-MSD1 Matrix Spike Dup 1.39 | 26-Jul-19 | 14:18:11 |
| 35 | 35 | 190726M1_35 | 1902048-16 B96-PFAS-SB76-6-8-070819 1.1 | 26-Jul-19 | 14:28:50 |
| 36 | 36 | 190726M1_36 | 1902048-17 B96-PFAS-SB18-6.5-8.5-070819 1.08 | 26-Jul-19 | 14:39:29 |
| 37 | 37 | 190726M1_37 | 1902048-18 DUP07-070819 1.08 | 26-Jul-19 | 14:50:01 |
| 38 | 38 | 190726M1_38 | 1902048-19 B96-PFAS-SB23-6-8-070819 1.19 | 26-Jul-19 | 15:00:31 |
| 39 | 39 | 190726M1_39 | 1902048-20 B96-PFAS-SB24-6.5-8.5-070819 1.17 | 26-Jul-19 | 15:11:10 |
| 40 | 40 | 190726M1_40 | 1902049-01 B96-PFAS-SB75-7.5-9.5-070819 1.23 | 26-Jul-19 | 15:21:42 |
| 41 | 41 | 190726M1_41 | 1902049-02 B96-PFAS-SB44-6.5-8.5-070819 1.18 | 26-Jul-19 | 15:32:20 |
| 42 | 42 | 190726M1_42 | 1902049-04 B96-PFAS-SB47-10-15-070919 1.28 | 26-Jul-19 | 15:42:53 |
| 43 | 43 | 190726M1_43 | 1902049-05 B96-PFAS-SB46-7-9-070919 1.23 | 26-Jul-19 | 15:53:32 |
| 44 | 44 | 190726M1_44 | 1902049-06 DUP08-070919 1.35 | 26-Jul-19 | 16:04:05 |
| 45 | 45 | 190726M1_45 | IPA | 26-Jul-19 | 16:14:43 |
| 46 | 46 | 190726M1_46 | ST190726M1-4 PFC CS3 19G1106 | 26-Jul-19 | 16:25:16 |
| 47 | 47 | 190726M1_47 | IPA | 26-Jul-19 | 16:35:46 |
| 48 | 48 | 190726M1_48 | 1902049-07 B96-PFAS-SB37-6-8-070919 1.3 | 26-Jul-19 | 16:46:17 |
| 49 | 49 | 190726M1_49 | 1902049-08 B96-PFAS-SB38-6.5-8.5-070919 1.22 | 26-Jul-19 | 16:56:55 |
| 50 | 50 | 190726M1_50 | B9G0232-BS1 OPR 0.125 | 26-Jul-19 | 17:07:33 |
| 51 | 51 | 190726M1_51 | 1902101-01RE1 536 0.11805 | 26-Jul-19 | 17:18:06 |
| 52 | 52 | 190726M1_52 | 1902105-02RE1@5X 5A Raw Leachate 0.24304 | 26-Jul-19 | 17:28:44 |
| 53 | 53 | 190726M1_53 | 1902150-01 FB-10:10 0.24051 | 26-Jul-19 | 17:39:17 |
| 54 | 54 | 190726M1_54 | 1902150-02 EB-14:15 0.2424 | 26-Jul-19 | 17:49:55 |
| 55 | 55 | 190726M1_55 | B9G0243-BLK1 Method Blank 1 | 26-Jul-19 | 18:00:28 |
| 56 | 56 | 190726M1_56 | B9G0243-BS1 OPR 1 | 26-Jul-19 | 18:11:06 |
| 57 | 57 | 190726M1_57 | B9G0243-BS2 OPR 1 | 26-Jul-19 | 18:21:38 |
| 58 | 58 | 190726M1_58 | B9G0243-BS3 OPR 1 | 26-Jul-19 | 18:32:17 |
| 59 | 59 | 190726M1_59 | B9G0243-BS4 OPR 1 | 26-Jul-19 | 18:42:49 |
| 60 | 60 | 190726M1_60 | B9G0235-BS1 OPR 0.25 | 26-Jul-19 | 18:53:28 |
| 61 | 61 | 190726M1_61 | B9G0235-BLK1 Method Blank 0.25 | 26-Jul-19 | 19:04:00 |
| 62 | 62 | 190726M1_62 | 1902188-01 TB-0712 0.24419 | 26-Jul-19 | 19:14:39 |
| 63 | 63 | 190726M1_63 | 1902188-02 Screen Blank 0.23693 | 26-Jul-19 | 19:25:11 |
| 64 | 64 | 190726M1_64 | 1902191-01 WMP1907170940JSJ 0.23779 | 26-Jul-19 | 19:35:49 |
| 65 | 65 | 190726M1_65 | 1902191-02 WEF1907170946JSJ 0.24397 | 26-Jul-19 | 19:46:23 |
| 66 | 66 | 190726M1_66 | 1902191-03 WEF1907170955JSJ 0.25084 | 26-Jul-19 | 19:57:01 |
| 67 | 67 | 190726M1_67 | 1902191-04 FB1907171335JSJ 0.2454 | 26-Jul-19 | 20:07:34 |
| 68 | 68 | 190726M1_68 | IPA | 26-Jul-19 | 20:18:12 |

Vista Analytical Laboratory

Dataset: Untitled

Last Altered: Monday, July 29, 2019 09:39:09 Pacific Daylight Time
Printed: Monday, July 29, 2019 09:39:14 Pacific Daylight Time

**Compound name: PFBA**

| | # | Name | ID | Acq.Date | Acq.Time |
|---|---|---|---|---|---|
| 69 | 69 | 190726M1_69 | ST190726M1-5 PFC CS3 19G1106 | 26-Jul-19 | 20:28:45 |
| 70 | 70 | 190726M1_70 | IPA | 26-Jul-19 | 20:39:23 |
| 71 | 71 | 190726M1_71 | 1902196-18 GW38411907161520RL 0.22666 | 26-Jul-19 | 20:49:57 |
| 72 | 72 | 190726M1_72 | 1902196-19 GW38411907161520RL-DUP 0.23688 | 26-Jul-19 | 21:00:35 |
| 73 | 73 | 190726M1_73 | B9G0225-BS1 OPR 0.125 | 26-Jul-19 | 21:11:08 |
| 74 | 74 | 190726M1_74 | B9G0225-BLK1 Method Blank 0.125 | 26-Jul-19 | 21:21:38 |
| 75 | 75 | 190726M1_75 | 1902198-01 CMW-18-01 0.11395 | 26-Jul-19 | 21:32:17 |
| 76 | 76 | 190726M1_76 | 1902198-02 CMW-101B 0.11752 | 26-Jul-19 | 21:42:49 |
| 77 | 77 | 190726M1_77 | 1902198-03 CSW-3 0.1162 | 26-Jul-19 | 21:53:28 |
| 78 | 78 | 190726M1_78 | 1902198-04 CSW-4 0.1146 | 26-Jul-19 | 22:04:06 |
| 79 | 79 | 190726M1_79 | 1902198-05 SW-5 0.11034 | 26-Jul-19 | 22:14:39 |
| 80 | 80 | 190726M1_80 | 1902198-06 CUD-3 0.118 | 26-Jul-19 | 22:25:18 |
| 81 | 81 | 190726M1_81 | 1902198-07 Sump 1 0.11608 | 26-Jul-19 | 22:35:50 |
| 82 | 82 | 190726M1_82 | 1902198-08 Sump 2 0.10782 | 26-Jul-19 | 22:46:28 |
| 83 | 83 | 190726M1_83 | IPA | 26-Jul-19 | 22:57:01 |
| 84 | 84 | 190726M1_84 | ST190726M1-6 PFC CS3 19G1106 | 26-Jul-19 | 23:07:39 |
| 85 | 85 | 190726M1_85 | IPA | 26-Jul-19 | 23:18:12 |
| 86 | 86 | 190726M1_86 | 1902198-09 MW-997701 0.1153 | 26-Jul-19 | 23:28:51 |
| 87 | 87 | 190726M1_87 | 1902198-10 MW-997702 0.11184 | 26-Jul-19 | 23:39:29 |
| 88 | 88 | 190726M1_88 | 1902198-11 CUD-1 0.11436 | 26-Jul-19 | 23:50:02 |
| 89 | 89 | 190726M1_89 | 1902198-12 CUD-2 0.1159 | 27-Jul-19 | 00:00:41 |
| 90 | 90 | 190726M1_90 | 1902198-13 CUD-4 0.10916 | 27-Jul-19 | 00:11:13 |
| 91 | 91 | 190726M1_91 | 1902198-14 P-601 0.1205 | 27-Jul-19 | 00:21:51 |
| 92 | 92 | 190726M1_92 | 1902198-15 P-97-103RR 0.1159 | 27-Jul-19 | 00:32:24 |
| 93 | 93 | 190726M1_93 | IPA | 27-Jul-19 | 00:43:03 |
| 94 | 94 | 190726M1_94 | ST190726M1-7 PFC CS3 19G1106 | 27-Jul-19 | 00:53:41 |
| 95 | 95 | 190726M1_95 | IPA | 27-Jul-19 | 01:04:14 |
| 96 | 96 | 190726M1_96 | NEW SPIKE TESTER | 27-Jul-19 | 01:14:53 |

Vista Analytical Laboratory

Dataset: F:\Projects\PFAS.PRO\Results\190726M1\190726M1-28.qld

Last Altered: Friday, July 26, 2019 13:29:30 Pacific Daylight Time
Printed: Monday, July 29, 2019 09:42:29 Pacific Daylight Time

**Method: F:\Projects\PFAS.PRO\MethDB\PFAS_FULL_80C_072619.mdb 26 Jul 2019 13:29:28**
**Calibration: F:\Projects\PFAS.PRO\CurveDB\C18_VAL-PFAS_Q4_07-22-19.cdb 22 Jul 2019 13:13:35**

**Name: 190726M1_28, Date: 26-Jul-2019, Time: 13:14:37, ID: ST190726M1-3 PFC CS3 19G1106, Description: PFC CS3 19G1106**

**PFBA**

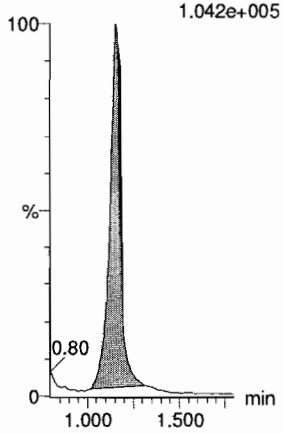


**PFPrS**

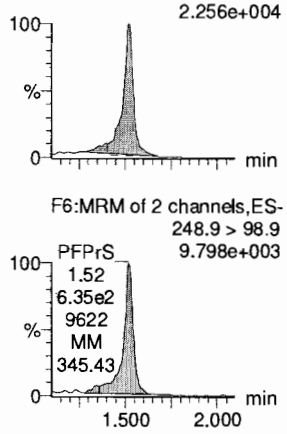





**3:3 FTCA**

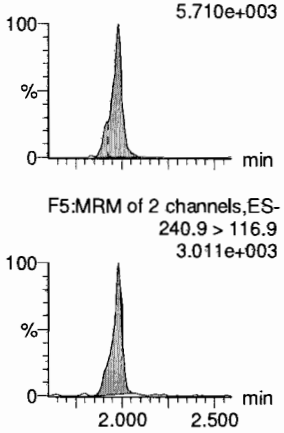





**PFPeA**

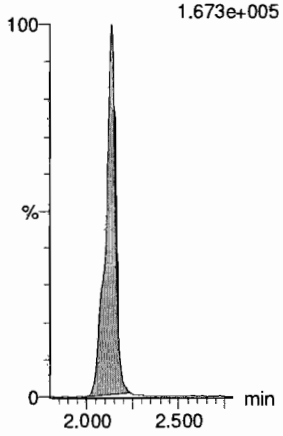


**PFBS**

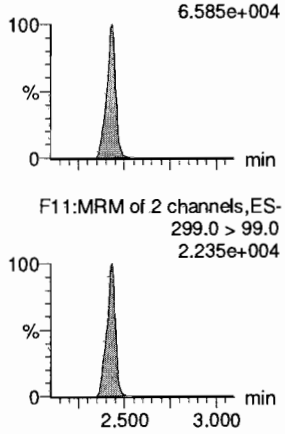





**4:2 FTS**

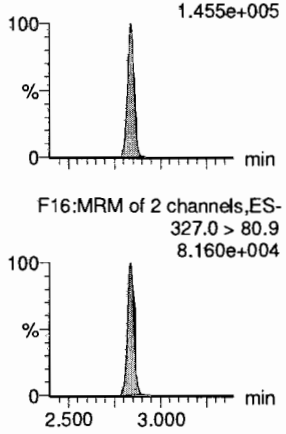





**13C3-PFBA**

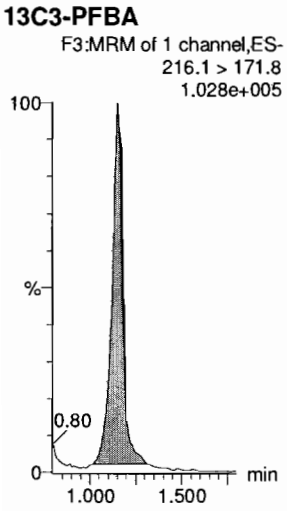


**13C3-PFBS**




**13C3-PFPeA**

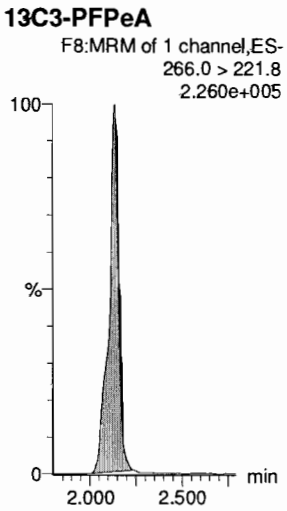


**13C3-PFPeA**

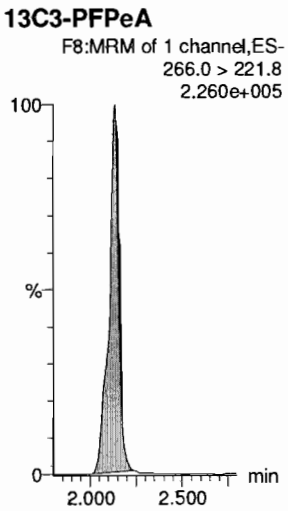


**13C3-PFBS**

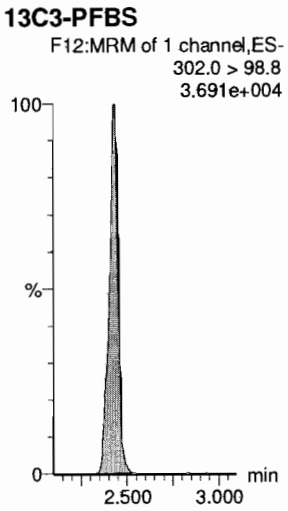


**13C2-4:2 FTS**

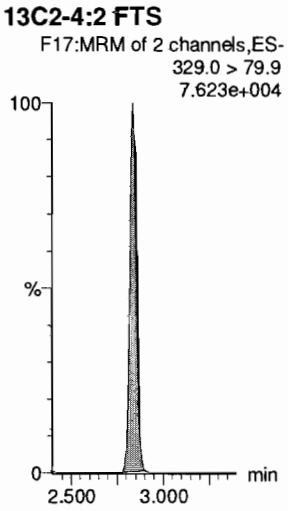

Dataset: F:\Projects\PFAS.PRO\Results\190726M1\190726M1-28.qld

Last Altered: Friday, July 26, 2019 13:29:30 Pacific Daylight Time
Printed: Monday, July 29, 2019 09:42:29 Pacific Daylight Time

**Name: 190726M1_28, Date: 26-Jul-2019, Time: 13:14:37, ID: ST190726M1-3 PFC CS3 19G1106, Description: PFC CS3 19G1106**

**PFHxA**

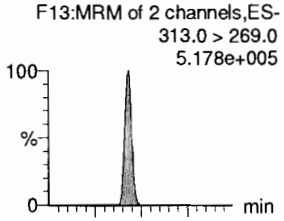


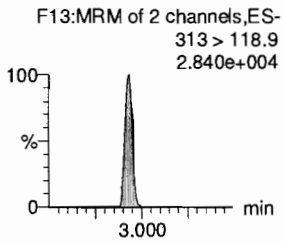


**PFPeS**

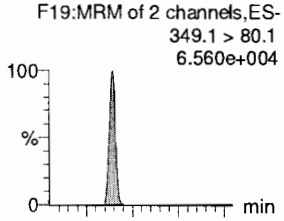


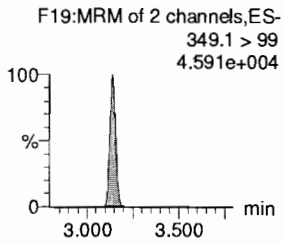


**HFPO-DA**

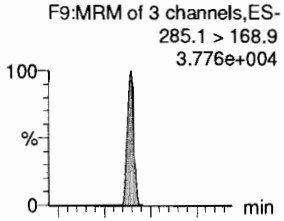


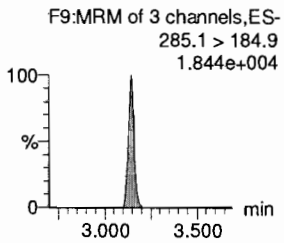


**5:3 FTCA**

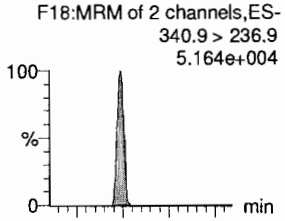


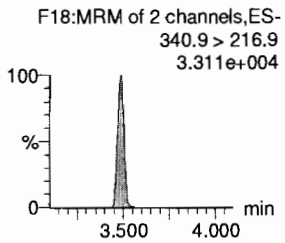


**PFHpA**

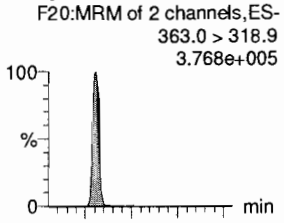


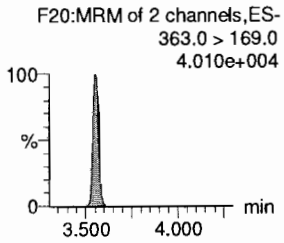


**ADONA**

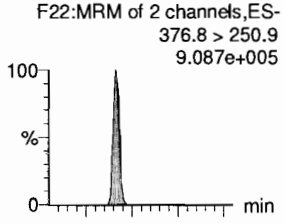


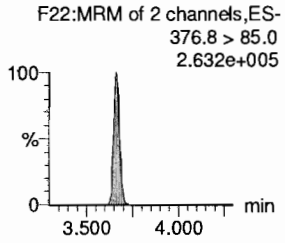


**13C2-PFHxA**

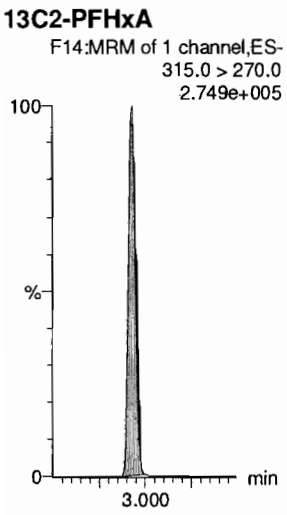


**13C3-PFBS**

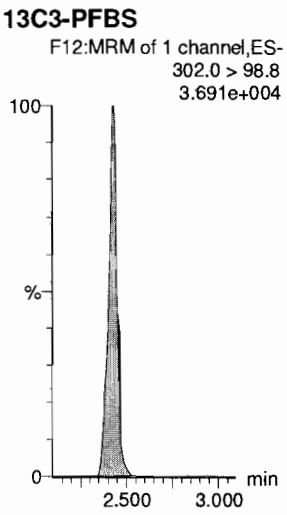


**13C3-HFPO-DA**

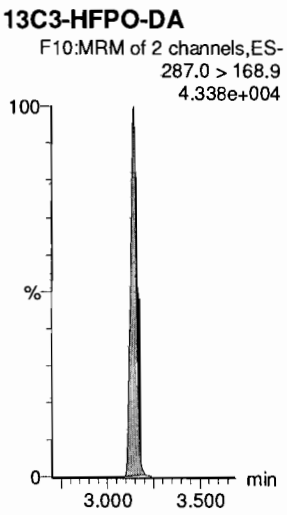


**13C4-PFHpA**

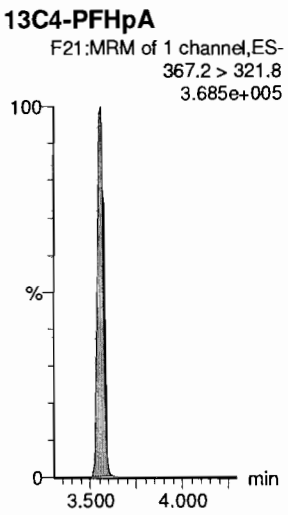


**13C4-PFHpA**

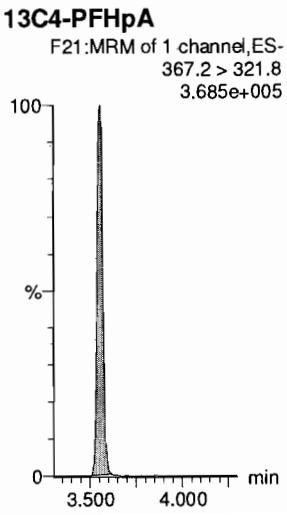


**13C4-PFHpA**

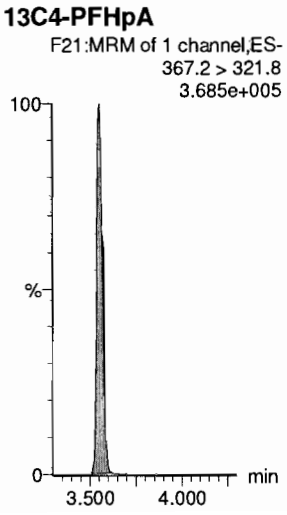

Dataset: F:\Projects\PFAS.PRO\Results\190726M1\190726M1-28.qld

Last Altered: Friday, July 26, 2019 13:29:30 Pacific Daylight Time
Printed: Monday, July 29, 2019 09:42:29 Pacific Daylight Time

**Name: 190726M1_28, Date: 26-Jul-2019, Time: 13:14:37, ID: ST190726M1-3 PFC CS3 19G1106, Description: PFC CS3 19G1106**

**L-PFHxS**

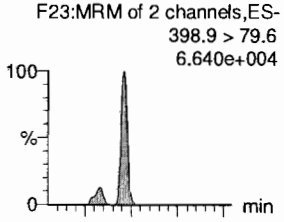


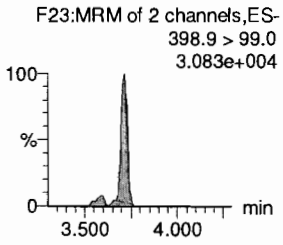


**6:2 FTS**

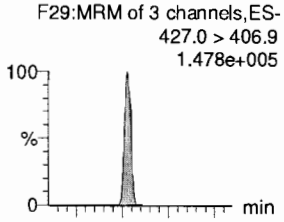


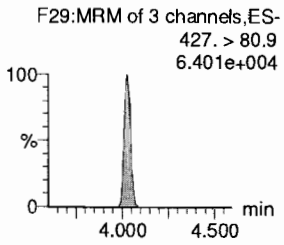


**L-PFOA**

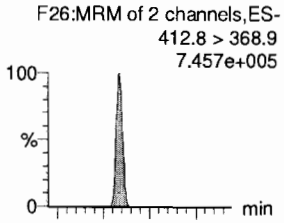


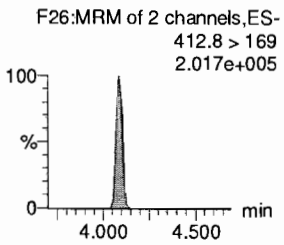


**PFEChS**

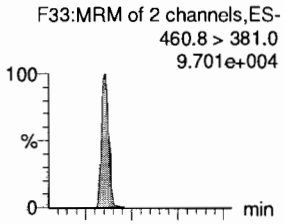


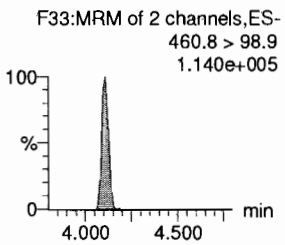


**PFHpS**

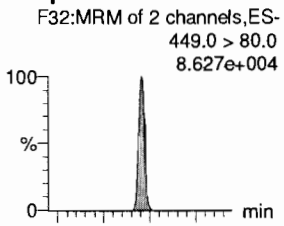


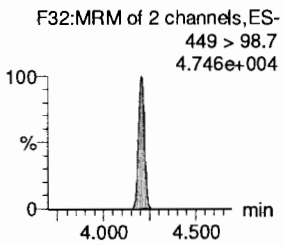


**7:3 FTCA**

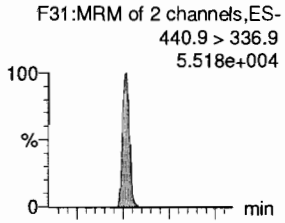


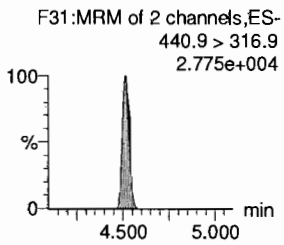


**13C3-PFHxS**

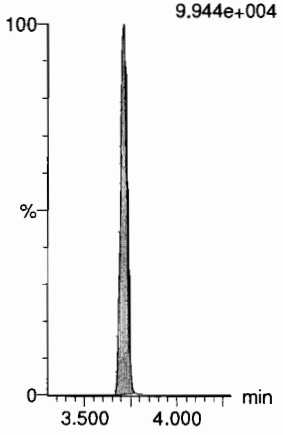


**13C2-6:2 FTS**

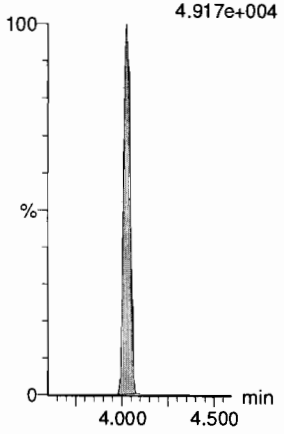


**13C2-PFOA**

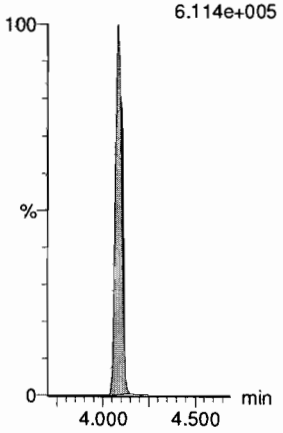


**13C2-PFOA**

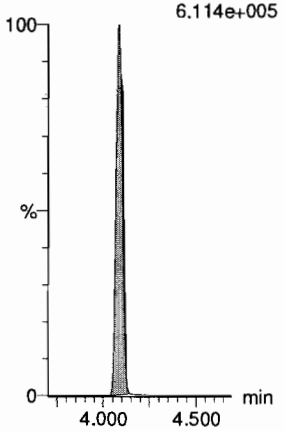


**13C8-PFOS**

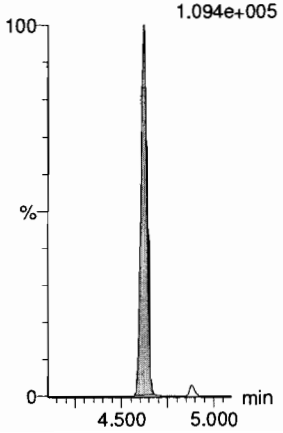


**13C5-PFNA**

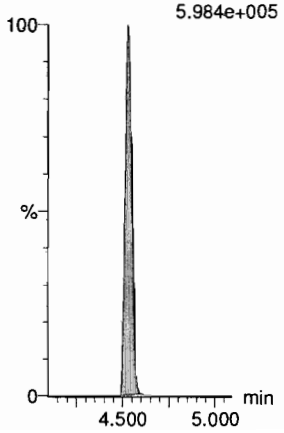

Dataset: F:\Projects\PFAS.PRO\Results\190726M1\190726M1-28.qld

Last Altered: Friday, July 26, 2019 13:29:30 Pacific Daylight Time
Printed: Monday, July 29, 2019 09:42:29 Pacific Daylight Time

**Name: 190726M1_28, Date: 26-Jul-2019, Time: 13:14:37, ID: ST190726M1-3 PFC CS3 19G1106, Description: PFC CS3 19G1106**

**PFNA**

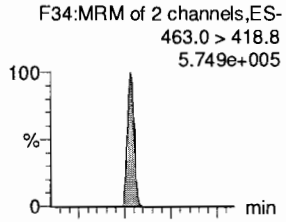


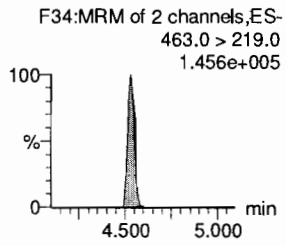


**PFOSA**

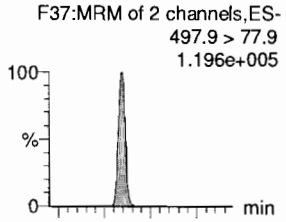


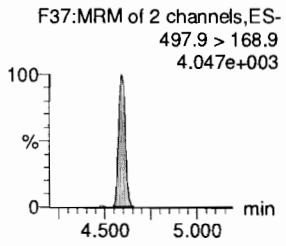


**L-PFOS**

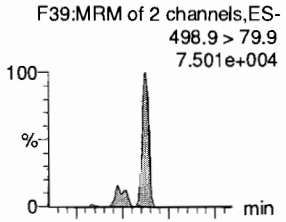


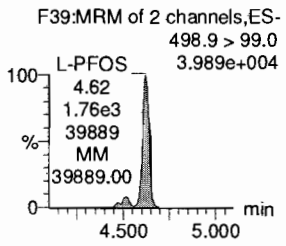


**9Cl-PF30NS**

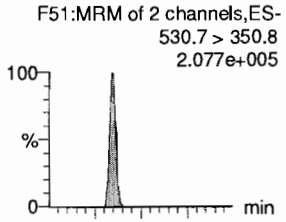


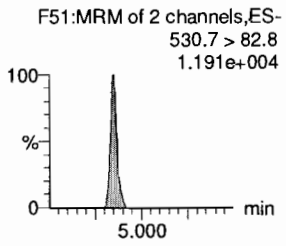


**PFDA**

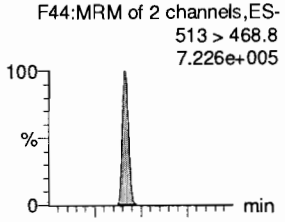


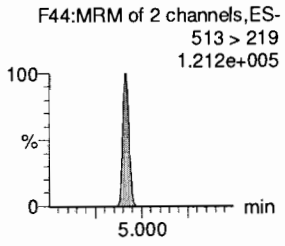


**8:2 FTS**

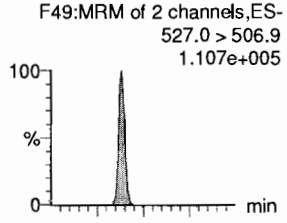


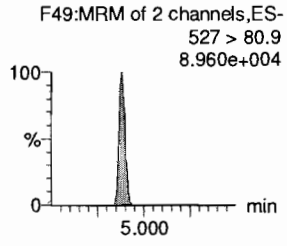


**13C5-PFNA**

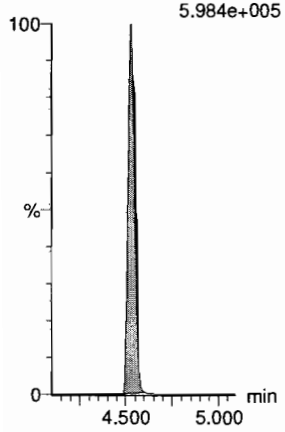


**13C8-PFOSA**

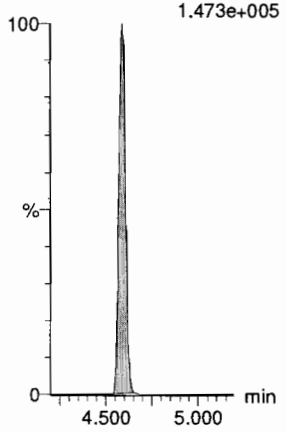


**13C8-PFOS**

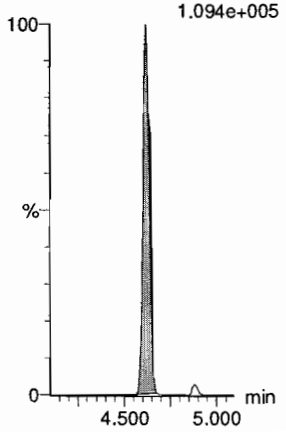


**13C8-PFOS**

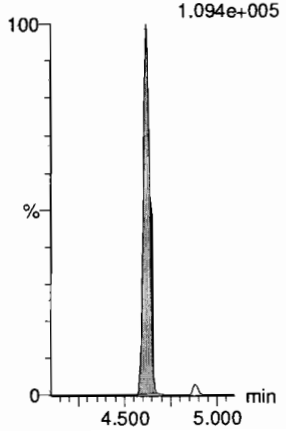


**13C2-PFDA**

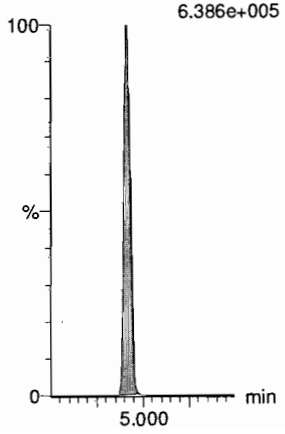


**13C2-8:2 FTS**

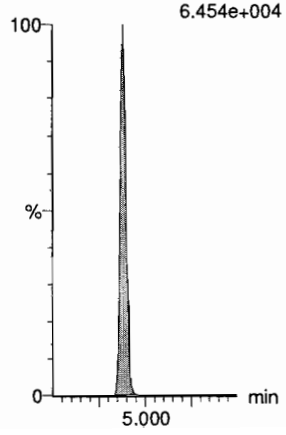

Dataset: F:\Projects\PFAS.PRO\Results\190726M1\190726M1-28.qld

Last Altered: Friday, July 26, 2019 13:29:30 Pacific Daylight Time
Printed: Monday, July 29, 2019 09:42:29 Pacific Daylight Time

**Name: 190726M1_28, Date: 26-Jul-2019, Time: 13:14:37, ID: ST190726M1-3 PFC CS3 19G1106, Description: PFC CS3 19G1106**

**PFNS**

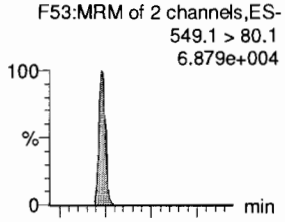


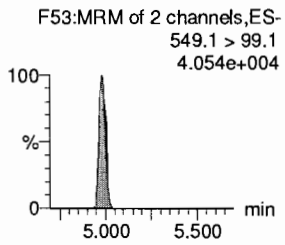


**L-MeFOSAA**

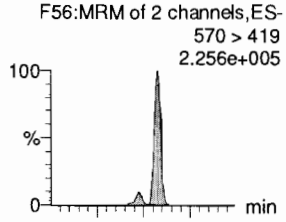


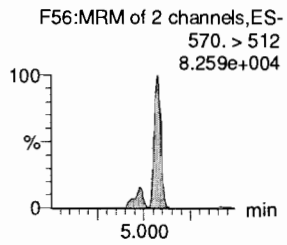


**L-EtFOSAA**

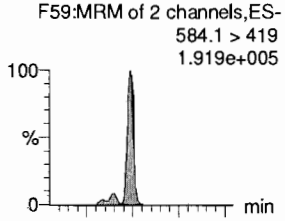


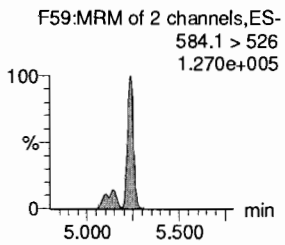


**PFUdA**

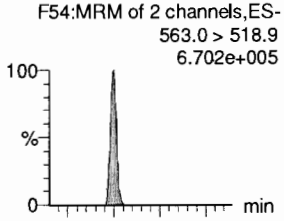


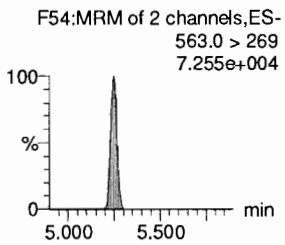


**PFDS**

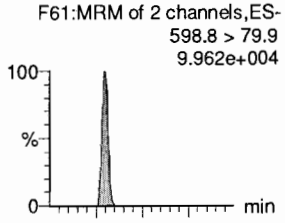


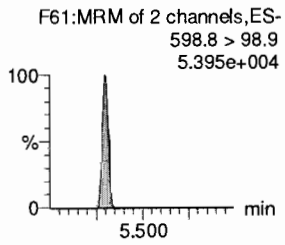


**11Cl-PF30UdS**

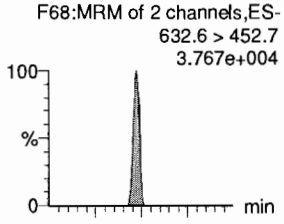


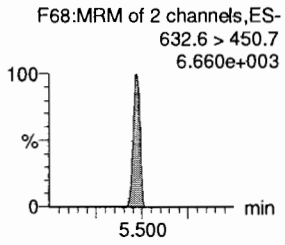


**13C8-PFOS**

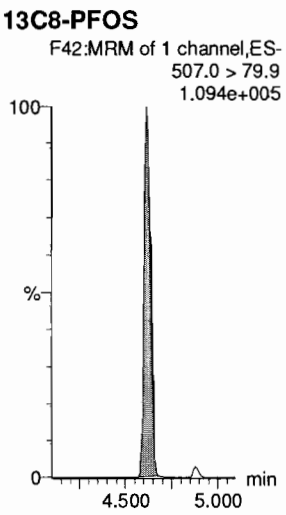


**d3-N-MeFOSAA**

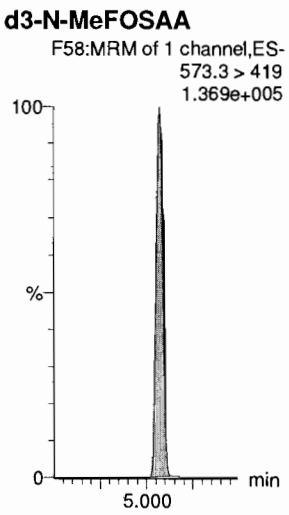


**d5-N-EtFOSAA**

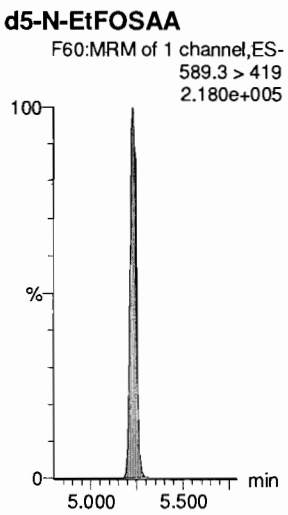


**13C2-PFUdA**

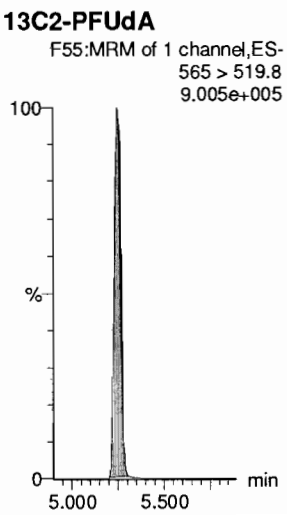


**13C2-8:2 FTS**

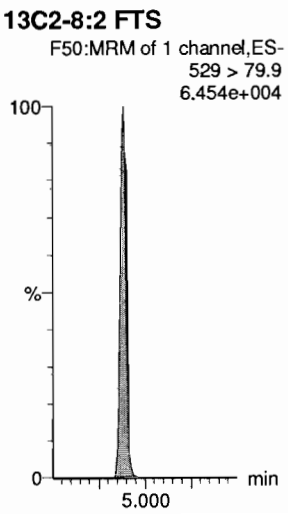


**13C2-PFDoA**

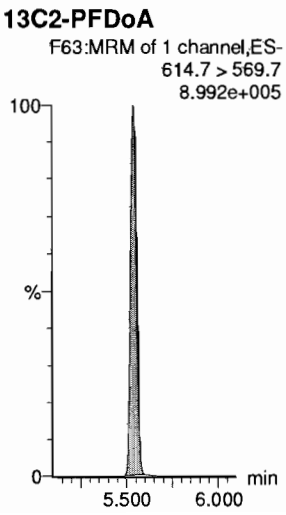

Dataset: F:\Projects\PFAS.PRO\Results\190726M1\190726M1-28.qld

Last Altered: Friday, July 26, 2019 13:29:30 Pacific Daylight Time
Printed: Monday, July 29, 2019 09:42:29 Pacific Daylight Time

**Name: 190726M1_28, Date: 26-Jul-2019, Time: 13:14:37, ID: ST190726M1-3 PFC CS3 19G1106, Description: PFC CS3 19G1106**

**10:2 FTS**

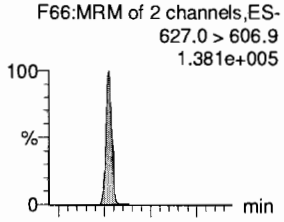


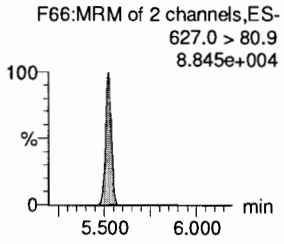


**PFDoA**

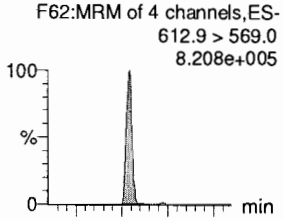


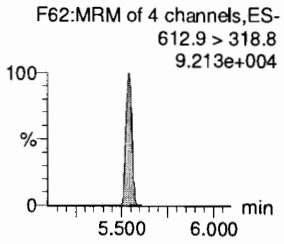


**N-MeFOSA**

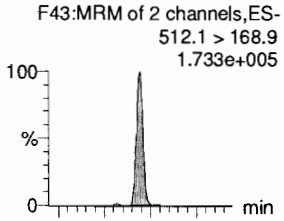


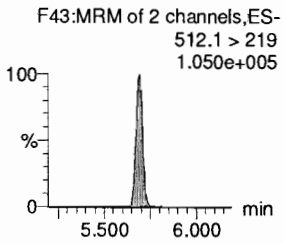


**PFTrDA**

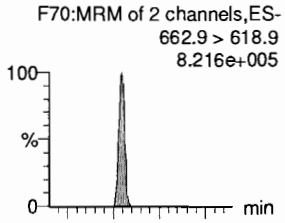


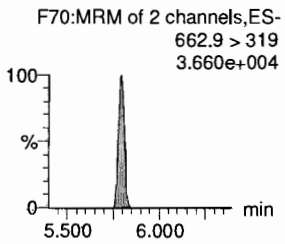


**PFDoS**

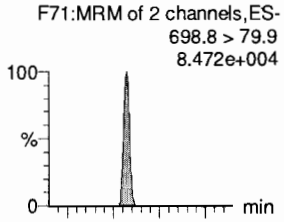


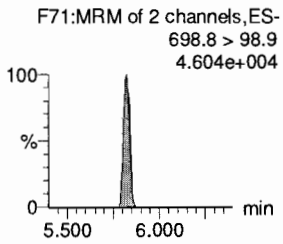


**PFTeDA**

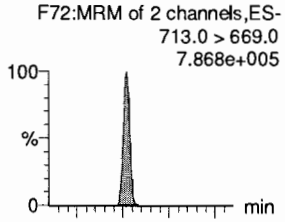


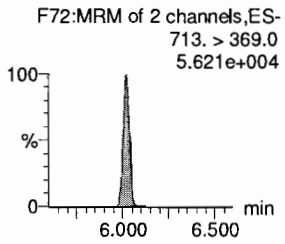


**13C2-PFDoA**

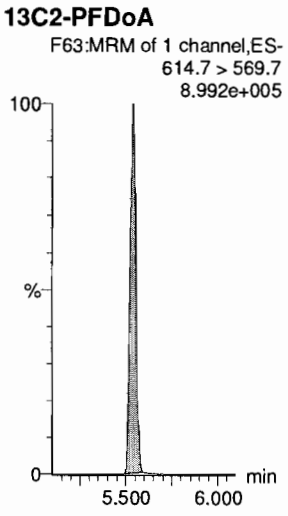


**13C2-PFDoA**




**d3-N-MeFOSA**

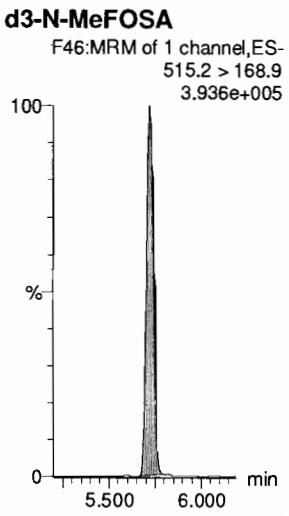


**13C2-PFDoA**

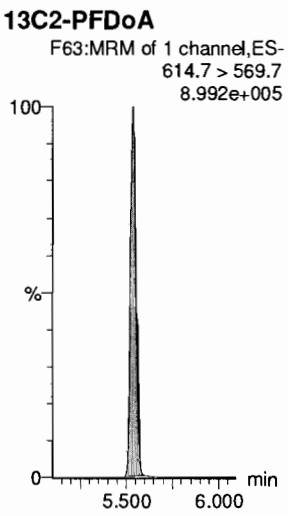


**13C2-PFTeDA**

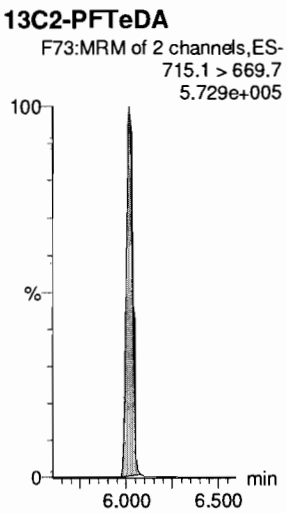


**13C2-PFTeDA**

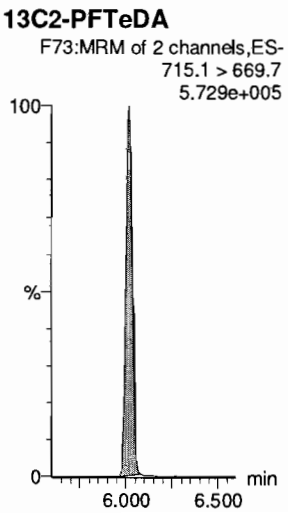

Dataset: F:\Projects\PFAS.PRO\Results\190726M1\190726M1-28.qld

Last Altered: Friday, July 26, 2019 13:29:30 Pacific Daylight Time
Printed: Monday, July 29, 2019 09:42:29 Pacific Daylight Time

**Name: 190726M1_28, Date: 26-Jul-2019, Time: 13:14:37, ID: ST190726M1-3 PFC CS3 19G1106, Description: PFC CS3 19G1106**

**N-EtFOSA**

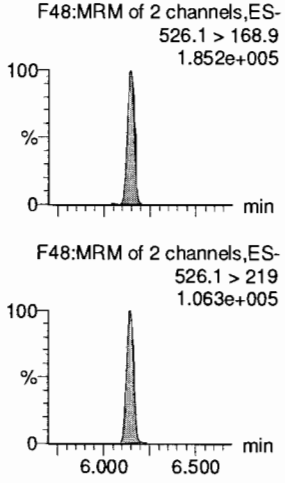


**PFHxDA**

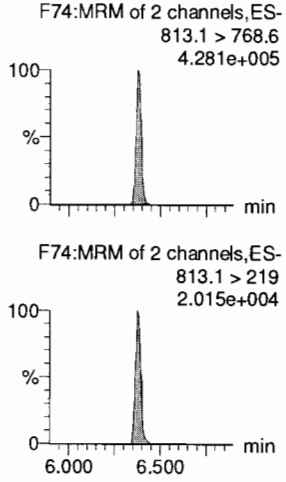


**PFODA**

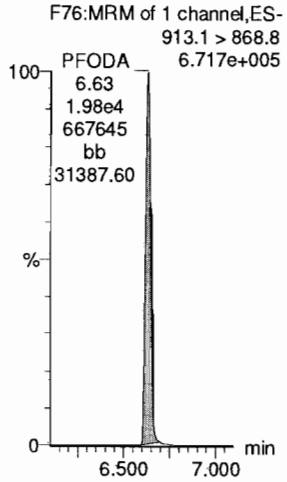


**N-MeFOSE**

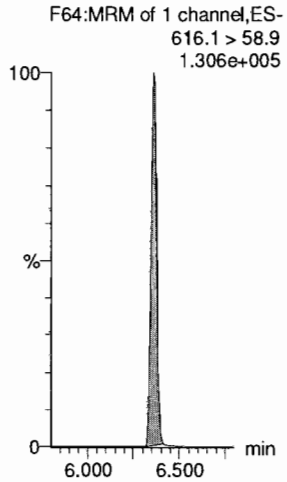


**N-EtFOSE**

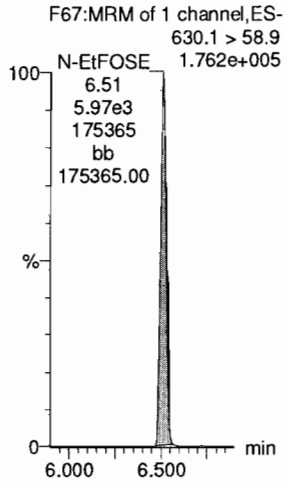


**13C4-PFBA**

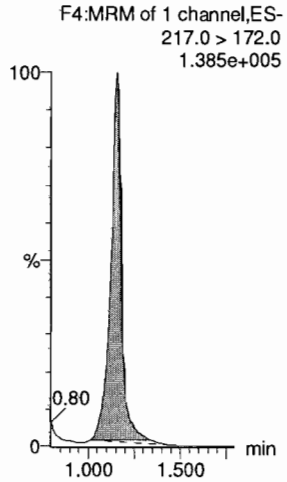


**d5-N-ETFOSA**

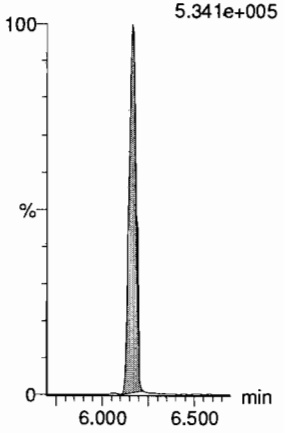


**13C2-PFHxDA**

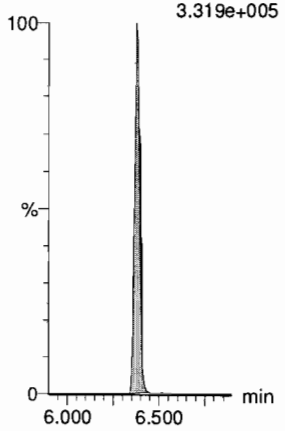


**13C2-PFHxDA**




**d7-N-MeFOSE**

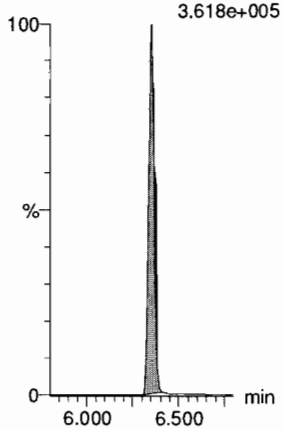


**d9-N-EtFOSE**

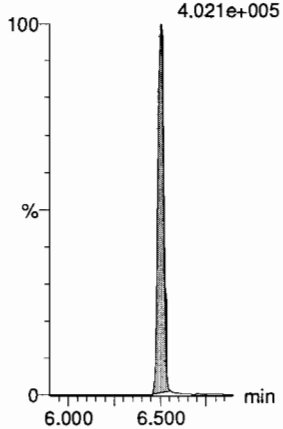


**13C5-PFHxA**

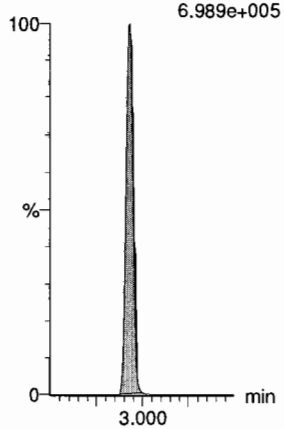

Dataset: F:\Projects\PFAS.PRO\Results\190726M1\190726M1-28.qld

Last Altered: Friday, July 26, 2019 13:29:30 Pacific Daylight Time
Printed: Monday, July 29, 2019 09:42:29 Pacific Daylight Time

**Name: 190726M1_28, Date: 26-Jul-2019, Time: 13:14:37, ID: ST190726M1-3 PFC CS3 19G1106, Description: PFC CS3 19G1106**

**13C8-PFOA**

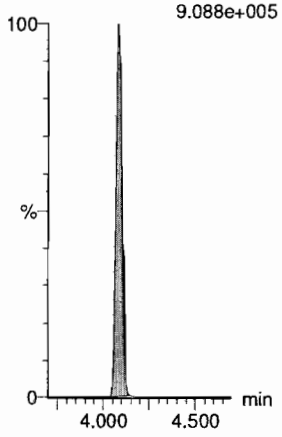


**18O2-PFHxS**

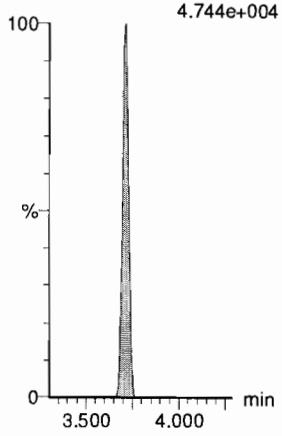


**13C9-PFNA**

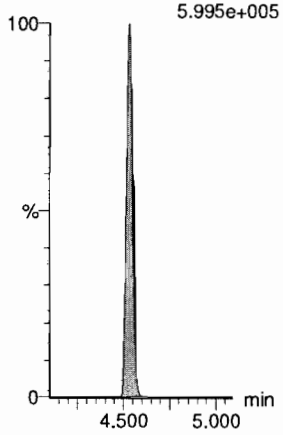


**13C4-PFOS**

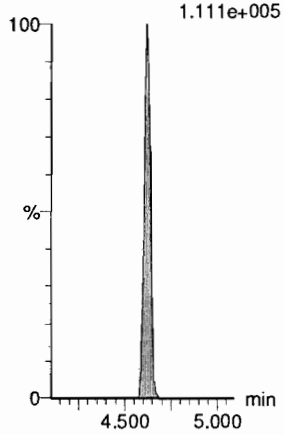


**13C6-PFDA**

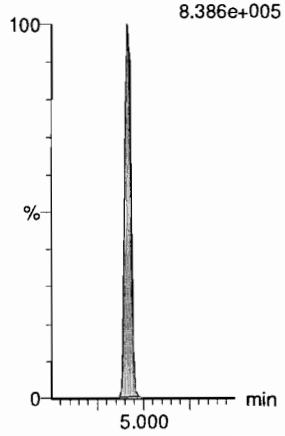


**13C7-PFUdA**

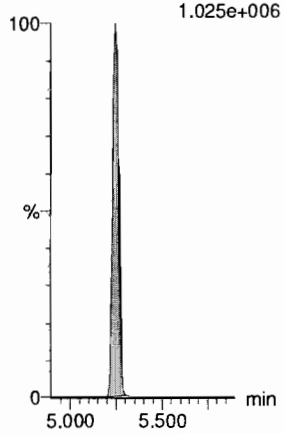

Vista Analytical Laboratory

Dataset: Untitled

Last Altered: Monday, July 29, 2019 10:08:21 Pacific Daylight Time
Printed: Monday, July 29, 2019 10:08:37 Pacific Daylight Time

**Method: F:\Projects\PFAS.PRO\MethDB\PFAS_RS-07-13-19.mdb 23 Jul 2019 10:48:27**
**Calibration: 29 Jul 2019 10:08:21**

**Name: 190728M1_9, Date: 28-Jul-2019, Time: 16:31:43, ID: ST190728M1-6 PFC CS3 19G1106, Description: PFC CS3 19G1106**

| | # | Name | ID | Area | %Rec | Area Out |
|---|---|---|---|---|---|---|
| 1 | 1 | 13C4-PFBA | ST190728M1-6 PFC CS3 19G1106 | 1.30e4 | 100.0 | NO |
| 2 | 2 | 13C5-PFHxA | ST190728M1-6 PFC CS3 19G1106 | 2.87e4 | 100.0 | NO |
| 3 | 3 | 18O2-PFHxS | ST190728M1-6 PFC CS3 19G1106 | 1.88e3 | 100.0 | NO |
| 4 | 4 | 13C8-PFOA | ST190728M1-6 PFC CS3 19G1106 | 3.42e4 | 100.0 | NO |
| 5 | 5 | 13C9-PFNA | ST190728M1-6 PFC CS3 19G1106 | 2.57e4 | 100.0 | NO |
| 6 | 6 | 13C4-PFOS | ST190728M1-6 PFC CS3 19G1106 | 4.46e3 | 100.0 | NO |
| 7 | 7 | 13C6-PFDA | ST190728M1-6 PFC CS3 19G1106 | 3.23e4 | 100.0 | NO |
| 8 | 8 | 13C7-PFUdA | ST190728M1-6 PFC CS3 19G1106 | 3.69e4 | 100.0 | NO |

**Name: 190728M1_10, Date: 28-Jul-2019, Time: 16:42:22, ID: ST190728M1-7 PFC CS4 19G1107, Description: PFC CS4 19G1107**

| | # | Name | ID | Area | %Rec | Area Out |
|---|---|---|---|---|---|---|
| 1 | 1 | 13C4-PFBA | ST190728M1-7 PFC CS4 19G1107 | 1.36e4 | 104.6 | NO |
| 2 | 2 | 13C5-PFHxA | ST190728M1-7 PFC CS4 19G1107 | 2.84e4 | 98.9 | NO |
| 3 | 3 | 18O2-PFHxS | ST190728M1-7 PFC CS4 19G1107 | 1.71e3 | 91.3 | NO |
| 4 | 4 | 13C8-PFOA | ST190728M1-7 PFC CS4 19G1107 | 3.27e4 | 95.5 | NO |
| 5 | 5 | 13C9-PFNA | ST190728M1-7 PFC CS4 19G1107 | 2.30e4 | 89.6 | NO |
| 6 | 6 | 13C4-PFOS | ST190728M1-7 PFC CS4 19G1107 | 4.25e3 | 95.2 | NO |
| 7 | 7 | 13C6-PFDA | ST190728M1-7 PFC CS4 19G1107 | 3.12e4 | 96.7 | NO |
| 8 | 8 | 13C7-PFUdA | ST190728M1-7 PFC CS4 19G1107 | 3.70e4 | 100.5 | NO |

**Name: 190728M1_11, Date: 28-Jul-2019, Time: 16:53:00, ID: ST190728M1-8 PFC CS5 19G1108, Description: PFC CS5 19G1108**

| | # | Name | ID | Area | %Rec | Area Out |
|---|---|---|---|---|---|---|
| 1 | 1 | 13C4-PFBA | ST190728M1-8 PFC CS5 19G1108 | 1.32e4 | 101.5 | NO |
| 2 | 2 | 13C5-PFHxA | ST190728M1-8 PFC CS5 19G1108 | 2.79e4 | 97.1 | NO |
| 3 | 3 | 18O2-PFHxS | ST190728M1-8 PFC CS5 19G1108 | 1.64e3 | 87.1 | NO |
| 4 | 4 | 13C8-PFOA | ST190728M1-8 PFC CS5 19G1108 | 3.13e4 | 91.4 | NO |
| 5 | 5 | 13C9-PFNA | ST190728M1-8 PFC CS5 19G1108 | 2.36e4 | 91.8 | NO |
| 6 | 6 | 13C4-PFOS | ST190728M1-8 PFC CS5 19G1108 | 4.35e3 | 97.6 | NO |
| 7 | 7 | 13C6-PFDA | ST190728M1-8 PFC CS5 19G1108 | 2.93e4 | 90.6 | NO |
| 8 | 8 | 13C7-PFUdA | ST190728M1-8 PFC CS5 19G1108 | 3.56e4 | 96.7 | NO |

**Name: 190728M1_12, Date: 28-Jul-2019, Time: 17:03:33, ID: ST190728M1-9 PFC CS6 19G1109, Description: PFC CS6 19G1109**

| | # | Name | ID | Area | %Rec | Area Out |
|---|---|---|---|---|---|---|
| 1 | 1 | 13C4-PFBA | ST190728M1-9 PFC CS6 19G1109 | 1.26e4 | 97.2 | NO |
| 2 | 2 | 13C5-PFHxA | ST190728M1-9 PFC CS6 19G1109 | 2.44e4 | 85.1 | NO |
| 3 | 3 | 18O2-PFHxS | ST190728M1-9 PFC CS6 19G1109 | 1.54e3 | 82.1 | NO |
| 4 | 4 | 13C8-PFOA | ST190728M1-9 PFC CS6 19G1109 | 2.63e4 | 76.9 | NO |
| 5 | 5 | 13C9-PFNA | ST190728M1-9 PFC CS6 19G1109 | 2.09e4 | 81.3 | NO |
| 6 | 6 | 13C4-PFOS | ST190728M1-9 PFC CS6 19G1109 | 3.93e3 | 88.1 | NO |
| 7 | 7 | 13C6-PFDA | ST190728M1-9 PFC CS6 19G1109 | 2.63e4 | 81.6 | NO |
| 8 | 8 | 13C7-PFUdA | ST190728M1-9 PFC CS6 19G1109 | 3.02e4 | 81.9 | NO |

Dataset: Untitled

Last Altered: Monday, July 29, 2019 10:08:21 Pacific Daylight Time
Printed: Monday, July 29, 2019 10:08:37 Pacific Daylight Time

**Name: 190728M1_13, Date: 28-Jul-2019, Time: 17:14:11, ID: ST190728M1-10 PFC CS7 19G1110, Description: PFC CS7 19G1110**

| | # | Name | ID | Area | %Rec | Area Out |
|---|---|---|---|---|---|---|
| 1 | 1 | 13C4-PFBA | ST190728M1-10 PFC CS7 19G1110 | 1.14e4 | 88.0 | NO |
| 2 | 2 | 13C5-PFHxA | ST190728M1-10 PFC CS7 19G1110 | 2.14e4 | 74.4 | NO |
| 3 | 3 | 18O2-PFHxS | ST190728M1-10 PFC CS7 19G1110 | 1.37e3 | 73.1 | NO |
| 4 | 4 | 13C8-PFOA | ST190728M1-10 PFC CS7 19G1110 | 2.20e4 | 64.2 | NO |
| 5 | 5 | 13C9-PFNA | ST190728M1-10 PFC CS7 19G1110 | 1.80e4 | 70.0 | NO |
| 6 | 6 | 13C4-PFOS | ST190728M1-10 PFC CS7 19G1110 | 3.46e3 | 77.6 | NO |
| 7 | 7 | 13C6-PFDA | ST190728M1-10 PFC CS7 19G1110 | 2.25e4 | 69.6 | NO |
| 8 | 8 | 13C7-PFUdA | ST190728M1-10 PFC CS7 19G1110 | 2.53e4 | 68.7 | NO |

**Name: 190728M1_14, Date: 28-Jul-2019, Time: 17:24:45, ID: IB, Description: IB**

| | # | Name | ID | Area | %Rec | Area Out |
|---|---|---|---|---|---|---|
| 1 | 1 | 13C4-PFBA | IB | 1.45e4 | 112.0 | NO |
| 2 | 2 | 13C5-PFHxA | IB | 3.26e4 | 113.6 | NO |
| 3 | 3 | 18O2-PFHxS | IB | 1.97e3 | 104.7 | NO |
| 4 | 4 | 13C8-PFOA | IB | 3.83e4 | 111.9 | NO |
| 5 | 5 | 13C9-PFNA | IB | 2.71e4 | 105.6 | NO |
| 6 | 6 | 13C4-PFOS | IB | 4.92e3 | 110.3 | NO |
| 7 | 7 | 13C6-PFDA | IB | 3.58e4 | 110.9 | NO |
| 8 | 8 | 13C7-PFUdA | IB | 4.27e4 | 115.8 | NO |

**Name: 190728M1_15, Date: 28-Jul-2019, Time: 17:35:23, ID: ICV190728M1-1 PFC ICV 19F2422, Description: PFC ICV 19F2422**

| | # | Name | ID | Area | %Rec | Area Out |
|---|---|---|---|---|---|---|
| 1 | 1 | 13C4-PFBA | ICV190728M1-1 PFC ICV 19F2422 | 1.26e4 | 97.3 | NO |
| 2 | 2 | 13C5-PFHxA | ICV190728M1-1 PFC ICV 19F2422 | 2.83e4 | 98.5 | NO |
| 3 | 3 | 18O2-PFHxS | ICV190728M1-1 PFC ICV 19F2422 | 1.67e3 | 88.9 | NO |
| 4 | 4 | 13C8-PFOA | ICV190728M1-1 PFC ICV 19F2422 | 3.42e4 | 99.8 | NO |
| 5 | 5 | 13C9-PFNA | ICV190728M1-1 PFC ICV 19F2422 | 2.24e4 | 87.1 | NO |
| 6 | 6 | 13C4-PFOS | ICV190728M1-1 PFC ICV 19F2422 | 4.35e3 | 97.7 | NO |
| 7 | 7 | 13C6-PFDA | ICV190728M1-1 PFC ICV 19F2422 | 3.21e4 | 99.5 | NO |
| 8 | 8 | 13C7-PFUdA | ICV190728M1-1 PFC ICV 19F2422 | 3.76e4 | 102.1 | NO |

**Name: 190728M1_16, Date: 28-Jul-2019, Time: 17:45:56, ID: IPA, Description: IPA**

| | # | Name | ID | Area | %Rec | Area Out |
|---|---|---|---|---|---|---|
| 1 | 1 | 13C4-PFBA | IPA | | | NO |
| 2 | 2 | 13C5-PFHxA | IPA | | | NO |
| 3 | 3 | 18O2-PFHxS | IPA | | | NO |
| 4 | 4 | 13C8-PFOA | IPA | | | NO |
| 5 | 5 | 13C9-PFNA | IPA | | | NO |
| 6 | 6 | 13C4-PFOS | IPA | | | NO |
| 7 | 7 | 13C6-PFDA | IPA | | | NO |
| 8 | 8 | 13C7-PFUdA | IPA | | | NO |

Dataset: Untitled

Last Altered: Monday, July 29, 2019 10:08:21 Pacific Daylight Time
Printed: Monday, July 29, 2019 10:08:37 Pacific Daylight Time

**Name: 190728M1_17, Date: 28-Jul-2019, Time: 17:56:35, ID: B9G0228-BS1 OPR 1, Description: OPR**

| | # | Name | ID | Area | %Rec | Area Out |
|---|---|---|---|---|---|---|
| 1 | 1 | 13C4-PFBA | B9G0228-BS1 OPR 1 | 1.66e4 | 128.3 | NO |
| 2 | 2 | 13C5-PFHxA | B9G0228-BS1 OPR 1 | 2.83e4 | 98.6 | NO |
| 3 | 3 | 18O2-PFHxS | B9G0228-BS1 OPR 1 | 1.88e3 | 100.0 | NO |
| 4 | 4 | 13C8-PFOA | B9G0228-BS1 OPR 1 | 2.83e4 | 82.8 | NO |
| 5 | 5 | 13C9-PFNA | B9G0228-BS1 OPR 1 | 1.48e4 | 57.6 | NO |
| 6 | 6 | 13C4-PFOS | B9G0228-BS1 OPR 1 | 3.54e3 | 79.4 | NO |
| 7 | 7 | 13C6-PFDA | B9G0228-BS1 OPR 1 | 1.43e4 | 44.2 | YES |
| 8 | 8 | 13C7-PFUdA | B9G0228-BS1 OPR 1 | 8.80e3 | 23.9 | YES |

**Name: 190728M1_18, Date: 28-Jul-2019, Time: 18:07:08, ID: B9G0228-BSD1 LCSD 1, Description: LCSD**

| | # | Name | ID | Area | %Rec | Area Out |
|---|---|---|---|---|---|---|
| 1 | 1 | 13C4-PFBA | B9G0228-BSD1 LCSD 1 | 1.47e4 | 113.2 | NO |
| 2 | 2 | 13C5-PFHxA | B9G0228-BSD1 LCSD 1 | 2.59e4 | 90.1 | NO |
| 3 | 3 | 18O2-PFHxS | B9G0228-BSD1 LCSD 1 | 1.62e3 | 86.5 | NO |
| 4 | 4 | 13C8-PFOA | B9G0228-BSD1 LCSD 1 | 2.49e4 | 72.7 | NO |
| 5 | 5 | 13C9-PFNA | B9G0228-BSD1 LCSD 1 | 1.46e4 | 56.7 | NO |
| 6 | 6 | 13C4-PFOS | B9G0228-BSD1 LCSD 1 | 3.06e3 | 68.5 | NO |
| 7 | 7 | 13C6-PFDA | B9G0228-BSD1 LCSD 1 | 1.35e4 | 41.9 | YES |
| 8 | 8 | 13C7-PFUdA | B9G0228-BSD1 LCSD 1 | 7.25e3 | 19.7 | YES |

**Name: 190728M1_19, Date: 28-Jul-2019, Time: 18:17:46, ID: B9G0228-BLK1 Method Blank 1, Description: Method Blank**

| | # | Name | ID | Area | %Rec | Area Out |
|---|---|---|---|---|---|---|
| 1 | 1 | 13C4-PFBA | B9G0228-BLK1 Method Blank 1 | 1.52e4 | 117.3 | NO |
| 2 | 2 | 13C5-PFHxA | B9G0228-BLK1 Method Blank 1 | 2.72e4 | 94.7 | NO |
| 3 | 3 | 18O2-PFHxS | B9G0228-BLK1 Method Blank 1 | 1.79e3 | 95.4 | NO |
| 4 | 4 | 13C8-PFOA | B9G0228-BLK1 Method Blank 1 | 2.84e4 | 83.1 | NO |
| 5 | 5 | 13C9-PFNA | B9G0228-BLK1 Method Blank 1 | 1.93e4 | 75.2 | NO |
| 6 | 6 | 13C4-PFOS | B9G0228-BLK1 Method Blank 1 | 3.84e3 | 86.1 | NO |
| 7 | 7 | 13C6-PFDA | B9G0228-BLK1 Method Blank 1 | 1.98e4 | 61.4 | NO |
| 8 | 8 | 13C7-PFUdA | B9G0228-BLK1 Method Blank 1 | 1.61e4 | 43.8 | YES |

**Name: 190728M1_20, Date: 28-Jul-2019, Time: 18:28:19, ID: B9G0228-MS1 Matrix Spike 1.18, Description: Matrix Spike**

| | # | Name | ID | Area | %Rec | Area Out |
|---|---|---|---|---|---|---|
| 1 | 1 | 13C4-PFBA | B9G0228-MS1 Matrix Spike 1.18 | 1.45e4 | 112.1 | NO |
| 2 | 2 | 13C5-PFHxA | B9G0228-MS1 Matrix Spike 1.18 | 2.55e4 | 88.7 | NO |
| 3 | 3 | 18O2-PFHxS | B9G0228-MS1 Matrix Spike 1.18 | 1.62e3 | 86.0 | NO |
| 4 | 4 | 13C8-PFOA | B9G0228-MS1 Matrix Spike 1.18 | 2.76e4 | 80.7 | NO |
| 5 | 5 | 13C9-PFNA | B9G0228-MS1 Matrix Spike 1.18 | 1.77e4 | 69.0 | NO |
| 6 | 6 | 13C4-PFOS | B9G0228-MS1 Matrix Spike 1.18 | 2.37e3 | 53.1 | NO |
| 7 | 7 | 13C6-PFDA | B9G0228-MS1 Matrix Spike 1.18 | 1.53e4 | 47.5 | YES |
| 8 | 8 | 13C7-PFUdA | B9G0228-MS1 Matrix Spike 1.18 | 7.60e3 | 20.6 | YES |

Dataset: Untitled

Last Altered: Monday, July 29, 2019 10:08:21 Pacific Daylight Time
Printed: Monday, July 29, 2019 10:08:37 Pacific Daylight Time

**Name: 190728M1_21, Date: 28-Jul-2019, Time: 18:38:57, ID: B9G0228-MSD1 Matrix Spike Dup 1.22, Description: Matrix Spike Dup**

| | # | Name | ID | Area | %Rec | Area Out |
|---|---|---|---|---|---|---|
| 1 | 1 | 13C4-PFBA | B9G0228-MSD1 Matrix Spike Dup 1.22 | 1.37e4 | 105.4 | NO |
| 2 | 2 | 13C5-PFHxA | B9G0228-MSD1 Matrix Spike Dup 1.22 | 2.55e4 | 88.7 | NO |
| 3 | 3 | 18O2-PFHxS | B9G0228-MSD1 Matrix Spike Dup 1.22 | 1.64e3 | 87.4 | NO |
| 4 | 4 | 13C8-PFOA | B9G0228-MSD1 Matrix Spike Dup 1.22 | 2.83e4 | 82.8 | NO |
| 5 | 5 | 13C9-PFNA | B9G0228-MSD1 Matrix Spike Dup 1.22 | 1.81e4 | 70.5 | NO |
| 6 | 6 | 13C4-PFOS | B9G0228-MSD1 Matrix Spike Dup 1.22 | 1.96e3 | 43.9 | YES |
| 7 | 7 | 13C6-PFDA | B9G0228-MSD1 Matrix Spike Dup 1.22 | 1.15e4 | 35.5 | YES |
| 8 | 8 | 13C7-PFUdA | B9G0228-MSD1 Matrix Spike Dup 1.22 | 4.96e3 | 13.4 | YES |

**Name: 190728M1_22, Date: 28-Jul-2019, Time: 18:49:29, ID: 1902048-01 B96-PFAS-SB57-6-8-070319 1.13, Description: B96-PFAS-SB57-6-8-070319**

| | # | Name | ID | Area | %Rec | Area Out |
|---|---|---|---|---|---|---|
| 1 | 1 | 13C4-PFBA | 1902048-01 B96-PFAS-SB57-6-8-0703... | 1.54e4 | 118.5 | NO |
| 2 | 2 | 13C5-PFHxA | 1902048-01 B96-PFAS-SB57-6-8-0703... | 2.88e4 | 100.4 | NO |
| 3 | 3 | 18O2-PFHxS | 1902048-01 B96-PFAS-SB57-6-8-0703... | 1.77e3 | 94.2 | NO |
| 4 | 4 | 13C8-PFOA | 1902048-01 B96-PFAS-SB57-6-8-0703... | 3.43e4 | 100.1 | NO |
| 5 | 5 | 13C9-PFNA | 1902048-01 B96-PFAS-SB57-6-8-0703... | 2.30e4 | 89.5 | NO |
| 6 | 6 | 13C4-PFOS | 1902048-01 B96-PFAS-SB57-6-8-0703... | 3.88e3 | 87.0 | NO |
| 7 | 7 | 13C6-PFDA | 1902048-01 B96-PFAS-SB57-6-8-0703... | 2.54e4 | 78.6 | NO |
| 8 | 8 | 13C7-PFUdA | 1902048-01 B96-PFAS-SB57-6-8-0703... | 1.65e4 | 44.8 | YES |

**Name: 190728M1_23, Date: 28-Jul-2019, Time: 19:00:08, ID: 1902048-02 B96-PFAS-SB36-0-2-070319 1.12, Description: B96-PFAS-SB36-0-2-070319**

| | # | Name | ID | Area | %Rec | Area Out |
|---|---|---|---|---|---|---|
| 1 | 1 | 13C4-PFBA | 1902048-02 B96-PFAS-SB36-0-2-0703... | 1.53e4 | 117.7 | NO |
| 2 | 2 | 13C5-PFHxA | 1902048-02 B96-PFAS-SB36-0-2-0703... | 2.82e4 | 98.1 | NO |
| 3 | 3 | 18O2-PFHxS | 1902048-02 B96-PFAS-SB36-0-2-0703... | 1.75e3 | 93.4 | NO |
| 4 | 4 | 13C8-PFOA | 1902048-02 B96-PFAS-SB36-0-2-0703... | 3.20e4 | 93.4 | NO |
| 5 | 5 | 13C9-PFNA | 1902048-02 B96-PFAS-SB36-0-2-0703... | 2.14e4 | 83.5 | NO |
| 6 | 6 | 13C4-PFOS | 1902048-02 B96-PFAS-SB36-0-2-0703... | 3.79e3 | 85.0 | NO |
| 7 | 7 | 13C6-PFDA | 1902048-02 B96-PFAS-SB36-0-2-0703... | 2.39e4 | 74.0 | NO |
| 8 | 8 | 13C7-PFUdA | 1902048-02 B96-PFAS-SB36-0-2-0703... | 1.73e4 | 47.0 | YES |

**Name: 190728M1_24, Date: 28-Jul-2019, Time: 19:10:46, ID: 1902048-03 B96-PFAS-SB36-6.5-8.5-070319 1.26, Description: B96-PFAS-SB36-6.5-8.5-070319**

| | # | Name | ID | Area | %Rec | Area Out |
|---|---|---|---|---|---|---|
| 1 | 1 | 13C4-PFBA | 1902048-03 B96-PFAS-SB36-6.5-8.5-0... | 1.47e4 | 113.3 | NO |
| 2 | 2 | 13C5-PFHxA | 1902048-03 B96-PFAS-SB36-6.5-8.5-0... | 2.68e4 | 93.5 | NO |
| 3 | 3 | 18O2-PFHxS | 1902048-03 B96-PFAS-SB36-6.5-8.5-0... | 1.64e3 | 87.6 | NO |
| 4 | 4 | 13C8-PFOA | 1902048-03 B96-PFAS-SB36-6.5-8.5-0... | 3.08e4 | 90.0 | NO |
| 5 | 5 | 13C9-PFNA | 1902048-03 B96-PFAS-SB36-6.5-8.5-0... | 2.07e4 | 80.6 | NO |
| 6 | 6 | 13C4-PFOS | 1902048-03 B96-PFAS-SB36-6.5-8.5-0... | 3.36e3 | 75.3 | NO |
| 7 | 7 | 13C6-PFDA | 1902048-03 B96-PFAS-SB36-6.5-8.5-0... | 2.10e4 | 64.9 | NO |
| 8 | 8 | 13C7-PFUdA | 1902048-03 B96-PFAS-SB36-6.5-8.5-0... | 1.42e4 | 38.6 | YES |

Dataset: Untitled

Last Altered: Monday, July 29, 2019 10:08:21 Pacific Daylight Time
Printed: Monday, July 29, 2019 10:08:37 Pacific Daylight Time

**Name: 190728M1_25, Date: 28-Jul-2019, Time: 19:21:19, ID: 1902048-04 B96-PFAS-SB73-0-2-070319 1.13, Description: B96-PFAS-SB73-0-2-070319**

| | # | Name | ID | Area | %Rec | Area Out |
|---|---|---|---|---|---|---|
| 1 | 1 | 13C4-PFBA | 1902048-04 B96-PFAS-SB73-0-2-0703... | 1.60e4 | 123.7 | NO |
| 2 | 2 | 13C5-PFHxA | 1902048-04 B96-PFAS-SB73-0-2-0703... | 2.78e4 | 96.8 | NO |
| 3 | 3 | 18O2-PFHxS | 1902048-04 B96-PFAS-SB73-0-2-0703... | 1.81e3 | 96.4 | NO |
| 4 | 4 | 13C8-PFOA | 1902048-04 B96-PFAS-SB73-0-2-0703... | 2.85e4 | 83.2 | NO |
| 5 | 5 | 13C9-PFNA | 1902048-04 B96-PFAS-SB73-0-2-0703... | 1.84e4 | 71.4 | NO |
| 6 | 6 | 13C4-PFOS | 1902048-04 B96-PFAS-SB73-0-2-0703... | 4.60e3 | 103.1 | NO |
| 7 | 7 | 13C6-PFDA | 1902048-04 B96-PFAS-SB73-0-2-0703... | 2.44e4 | 75.6 | NO |
| 8 | 8 | 13C7-PFUdA | 1902048-04 B96-PFAS-SB73-0-2-0703... | 2.69e4 | 73.0 | NO |

**Name: 190728M1_26, Date: 28-Jul-2019, Time: 19:31:57, ID: 1902048-05 B96-PFAS-SB73-7-9-070319 1.21, Description: B96-PFAS-SB73-7-9-070319**

| | # | Name | ID | Area | %Rec | Area Out |
|---|---|---|---|---|---|---|
| 1 | 1 | 13C4-PFBA | 1902048-05 B96-PFAS-SB73-7-9-0703... | 1.58e4 | 122.0 | NO |
| 2 | 2 | 13C5-PFHxA | 1902048-05 B96-PFAS-SB73-7-9-0703... | 2.77e4 | 96.6 | NO |
| 3 | 3 | 18O2-PFHxS | 1902048-05 B96-PFAS-SB73-7-9-0703... | 1.78e3 | 94.8 | NO |
| 4 | 4 | 13C8-PFOA | 1902048-05 B96-PFAS-SB73-7-9-0703... | 2.98e4 | 87.1 | NO |
| 5 | 5 | 13C9-PFNA | 1902048-05 B96-PFAS-SB73-7-9-0703... | 1.77e4 | 68.8 | NO |
| 6 | 6 | 13C4-PFOS | 1902048-05 B96-PFAS-SB73-7-9-0703... | 3.50e3 | 78.6 | NO |
| 7 | 7 | 13C6-PFDA | 1902048-05 B96-PFAS-SB73-7-9-0703... | 1.80e4 | 55.6 | NO |
| 8 | 8 | 13C7-PFUdA | 1902048-05 B96-PFAS-SB73-7-9-0703... | 1.13e4 | 30.7 | YES |

**Name: 190728M1_27, Date: 28-Jul-2019, Time: 19:42:30, ID: 1902048-06 B96-PFAS-SB29-6.5-8.5-070319 1.17, Description: B96-PFAS-SB29-6.5-8.5-070319**

| | # | Name | ID | Area | %Rec | Area Out |
|---|---|---|---|---|---|---|
| 1 | 1 | 13C4-PFBA | 1902048-06 B96-PFAS-SB29-6.5-8.5-0... | 1.49e4 | 114.5 | NO |
| 2 | 2 | 13C5-PFHxA | 1902048-06 B96-PFAS-SB29-6.5-8.5-0... | 2.68e4 | 93.4 | NO |
| 3 | 3 | 18O2-PFHxS | 1902048-06 B96-PFAS-SB29-6.5-8.5-0... | 1.76e3 | 93.9 | NO |
| 4 | 4 | 13C8-PFOA | 1902048-06 B96-PFAS-SB29-6.5-8.5-0... | 2.88e4 | 84.1 | NO |
| 5 | 5 | 13C9-PFNA | 1902048-06 B96-PFAS-SB29-6.5-8.5-0... | 1.78e4 | 69.1 | NO |
| 6 | 6 | 13C4-PFOS | 1902048-06 B96-PFAS-SB29-6.5-8.5-0... | 3.22e3 | 72.2 | NO |
| 7 | 7 | 13C6-PFDA | 1902048-06 B96-PFAS-SB29-6.5-8.5-0... | 1.73e4 | 53.6 | NO |
| 8 | 8 | 13C7-PFUdA | 1902048-06 B96-PFAS-SB29-6.5-8.5-0... | 1.08e4 | 29.3 | YES |

**Name: 190728M1_28, Date: 28-Jul-2019, Time: 19:53:09, ID: 1902048-07 B96-PFAS-SB31-6-8-070319 1.1, Description: B96-PFAS-SB31-6-8-070319**

| | # | Name | ID | Area | %Rec | Area Out |
|---|---|---|---|---|---|---|
| 1 | 1 | 13C4-PFBA | 1902048-07 B96-PFAS-SB31-6-8-0703... | 1.49e4 | 115.0 | NO |
| 2 | 2 | 13C5-PFHxA | 1902048-07 B96-PFAS-SB31-6-8-0703... | 2.70e4 | 94.1 | NO |
| 3 | 3 | 18O2-PFHxS | 1902048-07 B96-PFAS-SB31-6-8-0703... | 1.65e3 | 87.7 | NO |
| 4 | 4 | 13C8-PFOA | 1902048-07 B96-PFAS-SB31-6-8-0703... | 2.99e4 | 87.3 | NO |
| 5 | 5 | 13C9-PFNA | 1902048-07 B96-PFAS-SB31-6-8-0703... | 1.74e4 | 67.6 | NO |
| 6 | 6 | 13C4-PFOS | 1902048-07 B96-PFAS-SB31-6-8-0703... | 3.22e3 | 72.1 | NO |
| 7 | 7 | 13C6-PFDA | 1902048-07 B96-PFAS-SB31-6-8-0703... | 1.70e4 | 52.7 | NO |
| 8 | 8 | 13C7-PFUdA | 1902048-07 B96-PFAS-SB31-6-8-0703... | 1.05e4 | 28.4 | YES |

Dataset: Untitled

Last Altered: Monday, July 29, 2019 10:08:21 Pacific Daylight Time
Printed: Monday, July 29, 2019 10:08:37 Pacific Daylight Time

**Name: 190728M1_29, Date: 28-Jul-2019, Time: 20:03:39, ID: 1902048-08 B96-PFAS-SB74-0-2-070319 1.1, Description: B96-PFAS-SB74-0-2-070319**

| | # | Name | ID | Area | %Rec | Area Out |
|---|---|---|---|---|---|---|
| 1 | 1 | 13C4-PFBA | 1902048-08 B96-PFAS-SB74-0-2-0703... | 1.53e4 | 118.0 | NO |
| 2 | 2 | 13C5-PFHxA | 1902048-08 B96-PFAS-SB74-0-2-0703... | 2.39e4 | 83.3 | NO |
| 3 | 3 | 18O2-PFHxS | 1902048-08 B96-PFAS-SB74-0-2-0703... | 1.59e3 | 84.8 | NO |
| 4 | 4 | 13C8-PFOA | 1902048-08 B96-PFAS-SB74-0-2-0703... | 2.03e4 | 59.3 | NO |
| 5 | 5 | 13C9-PFNA | 1902048-08 B96-PFAS-SB74-0-2-0703... | 1.24e4 | 48.4 | YES |
| 6 | 6 | 13C4-PFOS | 1902048-08 B96-PFAS-SB74-0-2-0703... | 5.00e2 | 11.2 | YES |
| 7 | 7 | 13C6-PFDA | 1902048-08 B96-PFAS-SB74-0-2-0703... | 2.26e4 | 70.1 | NO |
| 8 | 8 | 13C7-PFUdA | 1902048-08 B96-PFAS-SB74-0-2-0703... | 1.93e4 | 52.4 | NO |

**Name: 190728M1_30, Date: 28-Jul-2019, Time: 20:14:17, ID: 1902048-09 B96-PFAS-SB74-6.5-8.5-070319 1.2, Description: B96-PFAS-SB74-6.5-8.5-070319**

| | # | Name | ID | Area | %Rec | Area Out |
|---|---|---|---|---|---|---|
| 1 | 1 | 13C4-PFBA | 1902048-09 B96-PFAS-SB74-6.5-8.5-0... | 1.53e4 | 118.1 | NO |
| 2 | 2 | 13C5-PFHxA | 1902048-09 B96-PFAS-SB74-6.5-8.5-0... | 2.79e4 | 97.0 | NO |
| 3 | 3 | 18O2-PFHxS | 1902048-09 B96-PFAS-SB74-6.5-8.5-0... | 1.82e3 | 96.9 | NO |
| 4 | 4 | 13C8-PFOA | 1902048-09 B96-PFAS-SB74-6.5-8.5-0... | 3.08e4 | 90.1 | NO |
| 5 | 5 | 13C9-PFNA | 1902048-09 B96-PFAS-SB74-6.5-8.5-0... | 1.91e4 | 74.2 | NO |
| 6 | 6 | 13C4-PFOS | 1902048-09 B96-PFAS-SB74-6.5-8.5-0... | 2.69e3 | 60.4 | NO |
| 7 | 7 | 13C6-PFDA | 1902048-09 B96-PFAS-SB74-6.5-8.5-0... | 2.19e4 | 67.8 | NO |
| 8 | 8 | 13C7-PFUdA | 1902048-09 B96-PFAS-SB74-6.5-8.5-0... | 1.56e4 | 42.3 | YES |

**Name: 190728M1_31, Date: 28-Jul-2019, Time: 20:24:56, ID: 1902048-11 B96-PFAS-SB48-6-8-070819 1.06, Description: B96-PFAS-SB48-6-8-070819**

| | # | Name | ID | Area | %Rec | Area Out |
|---|---|---|---|---|---|---|
| 1 | 1 | 13C4-PFBA | 1902048-11 B96-PFAS-SB48-6-8-0708... | 1.43e4 | 109.9 | NO |
| 2 | 2 | 13C5-PFHxA | 1902048-11 B96-PFAS-SB48-6-8-0708... | 2.59e4 | 90.4 | NO |
| 3 | 3 | 18O2-PFHxS | 1902048-11 B96-PFAS-SB48-6-8-0708... | 1.61e3 | 85.7 | NO |
| 4 | 4 | 13C8-PFOA | 1902048-11 B96-PFAS-SB48-6-8-0708... | 2.88e4 | 84.2 | NO |
| 5 | 5 | 13C9-PFNA | 1902048-11 B96-PFAS-SB48-6-8-0708... | 1.77e4 | 69.0 | NO |
| 6 | 6 | 13C4-PFOS | 1902048-11 B96-PFAS-SB48-6-8-0708... | 2.90e3 | 65.0 | NO |
| 7 | 7 | 13C6-PFDA | 1902048-11 B96-PFAS-SB48-6-8-0708... | 1.63e4 | 50.6 | NO |
| 8 | 8 | 13C7-PFUdA | 1902048-11 B96-PFAS-SB48-6-8-0708... | 7.74e3 | 21.0 | YES |

**Name: 190728M1_32, Date: 28-Jul-2019, Time: 20:35:28, ID: IPA, Description: IPA**

| | # | Name | ID | Area | %Rec | Area Out |
|---|---|---|---|---|---|---|
| 1 | 1 | 13C4-PFBA | IPA | | | NO |
| 2 | 2 | 13C5-PFHxA | IPA | | | NO |
| 3 | 3 | 18O2-PFHxS | IPA | | | NO |
| 4 | 4 | 13C8-PFOA | IPA | | | NO |
| 5 | 5 | 13C9-PFNA | IPA | | | NO |
| 6 | 6 | 13C4-PFOS | IPA | | | NO |
| 7 | 7 | 13C6-PFDA | IPA | | | NO |
| 8 | 8 | 13C7-PFUdA | IPA | 2.04e1 | 0.1 | YES |

Dataset: Untitled

Last Altered: Monday, July 29, 2019 10:08:21 Pacific Daylight Time
Printed: Monday, July 29, 2019 10:08:37 Pacific Daylight Time

**Name: 190728M1_33, Date: 28-Jul-2019, Time: 20:46:07, ID: ST190728M1-11 PFC CS3 19G1106, Description: PFC CS3 19G1106**

| | # | Name | ID | Area | %Rec | Area Out |
|---|---|---|---|---|---|---|
| 1 | 1 | 13C4-PFBA | ST190728M1-11 PFC CS3 19G1106 | 1.29e4 | 99.1 | NO |
| 2 | 2 | 13C5-PFHxA | ST190728M1-11 PFC CS3 19G1106 | 2.92e4 | 101.8 | NO |
| 3 | 3 | 18O2-PFHxS | ST190728M1-11 PFC CS3 19G1106 | 1.65e3 | 88.0 | NO |
| 4 | 4 | 13C8-PFOA | ST190728M1-11 PFC CS3 19G1106 | 3.50e4 | 102.2 | NO |
| 5 | 5 | 13C9-PFNA | ST190728M1-11 PFC CS3 19G1106 | 2.53e4 | 98.4 | NO |
| 6 | 6 | 13C4-PFOS | ST190728M1-11 PFC CS3 19G1106 | 4.44e3 | 99.5 | NO |
| 7 | 7 | 13C6-PFDA | ST190728M1-11 PFC CS3 19G1106 | 3.22e4 | 99.8 | NO |
| 8 | 8 | 13C7-PFUdA | ST190728M1-11 PFC CS3 19G1106 | 3.74e4 | 101.5 | NO |

**Name: 190728M1_34, Date: 28-Jul-2019, Time: 20:56:45, ID: IPA, Description: IPA**

| | # | Name | ID | Area | %Rec | Area Out |
|---|---|---|---|---|---|---|
| 1 | 1 | 13C4-PFBA | IPA | | | NO |
| 2 | 2 | 13C5-PFHxA | IPA | | | NO |
| 3 | 3 | 18O2-PFHxS | IPA | | | NO |
| 4 | 4 | 13C8-PFOA | IPA | | | NO |
| 5 | 5 | 13C9-PFNA | IPA | | | NO |
| 6 | 6 | 13C4-PFOS | IPA | | | NO |
| 7 | 7 | 13C6-PFDA | IPA | | | NO |
| 8 | 8 | 13C7-PFUdA | IPA | | | NO |

**Name: 190728M1_35, Date: 28-Jul-2019, Time: 21:07:24, ID: 1902048-12 DUP06-070819 1.12, Description: DUP06-070819**

| | # | Name | ID | Area | %Rec | Area Out |
|---|---|---|---|---|---|---|
| 1 | 1 | 13C4-PFBA | 1902048-12 DUP06-070819 1.12 | 1.55e4 | 119.5 | NO |
| 2 | 2 | 13C5-PFHxA | 1902048-12 DUP06-070819 1.12 | 2.86e4 | 99.7 | NO |
| 3 | 3 | 18O2-PFHxS | 1902048-12 DUP06-070819 1.12 | 1.80e3 | 95.7 | NO |
| 4 | 4 | 13C8-PFOA | 1902048-12 DUP06-070819 1.12 | 3.30e4 | 96.5 | NO |
| 5 | 5 | 13C9-PFNA | 1902048-12 DUP06-070819 1.12 | 1.98e4 | 77.2 | NO |
| 6 | 6 | 13C4-PFOS | 1902048-12 DUP06-070819 1.12 | 2.94e3 | 66.0 | NO |
| 7 | 7 | 13C6-PFDA | 1902048-12 DUP06-070819 1.12 | 1.82e4 | 56.4 | NO |
| 8 | 8 | 13C7-PFUdA | 1902048-12 DUP06-070819 1.12 | 8.46e3 | 23.0 | YES |

**Name: 190728M1_36, Date: 28-Jul-2019, Time: 21:18:02, ID: 1902048-13 B96-PFAS-SB22-5-7-070819 1.08, Description: B96-PFAS-SB22-5-7-070819**

| | # | Name | ID | Area | %Rec | Area Out |
|---|---|---|---|---|---|---|
| 1 | 1 | 13C4-PFBA | 1902048-13 B96-PFAS-SB22-5-7-0708... | 1.54e4 | 118.5 | NO |
| 2 | 2 | 13C5-PFHxA | 1902048-13 B96-PFAS-SB22-5-7-0708... | 2.79e4 | 97.3 | NO |
| 3 | 3 | 18O2-PFHxS | 1902048-13 B96-PFAS-SB22-5-7-0708... | 1.71e3 | 91.1 | NO |
| 4 | 4 | 13C8-PFOA | 1902048-13 B96-PFAS-SB22-5-7-0708... | 3.07e4 | 89.7 | NO |
| 5 | 5 | 13C9-PFNA | 1902048-13 B96-PFAS-SB22-5-7-0708... | 1.87e4 | 72.9 | NO |
| 6 | 6 | 13C4-PFOS | 1902048-13 B96-PFAS-SB22-5-7-0708... | 2.90e3 | 65.1 | NO |
| 7 | 7 | 13C6-PFDA | 1902048-13 B96-PFAS-SB22-5-7-0708... | 1.60e4 | 49.7 | YES |
| 8 | 8 | 13C7-PFUdA | 1902048-13 B96-PFAS-SB22-5-7-0708... | 7.21e3 | 19.6 | YES |

Dataset: Untitled

Last Altered: Monday, July 29, 2019 10:08:21 Pacific Daylight Time
Printed: Monday, July 29, 2019 10:08:37 Pacific Daylight Time

**Name: 190728M1_37, Date: 28-Jul-2019, Time: 21:28:34, ID: 1902048-14 B96-PFAS-SB20-5-7-070819 1.05, Description: B96-PFAS-SB20-5-7-070819**

| | # | Name | ID | Area | %Rec | Area Out |
|---|---|---|---|---|---|---|
| 1 | 1 | 13C4-PFBA | 1902048-14 B96-PFAS-SB20-5-7-0708... | 1.44e4 | 111.2 | NO |
| 2 | 2 | 13C5-PFHxA | 1902048-14 B96-PFAS-SB20-5-7-0708... | 2.69e4 | 93.7 | NO |
| 3 | 3 | 18O2-PFHxS | 1902048-14 B96-PFAS-SB20-5-7-0708... | 1.63e3 | 86.9 | NO |
| 4 | 4 | 13C8-PFOA | 1902048-14 B96-PFAS-SB20-5-7-0708... | 2.80e4 | 81.9 | NO |
| 5 | 5 | 13C9-PFNA | 1902048-14 B96-PFAS-SB20-5-7-0708... | 1.84e4 | 71.6 | NO |
| 6 | 6 | 13C4-PFOS | 1902048-14 B96-PFAS-SB20-5-7-0708... | 2.64e3 | 59.3 | NO |
| 7 | 7 | 13C6-PFDA | 1902048-14 B96-PFAS-SB20-5-7-0708... | 1.63e4 | 50.6 | NO |
| 8 | 8 | 13C7-PFUdA | 1902048-14 B96-PFAS-SB20-5-7-0708... | 6.03e3 | 16.4 | YES |

**Name: 190728M1_38, Date: 28-Jul-2019, Time: 21:39:13, ID: 1902048-15 B96-PFAS-SB49-5-7-070819 1.09, Description: B96-PFAS-SB49-5-7-070819**

| | # | Name | ID | Area | %Rec | Area Out |
|---|---|---|---|---|---|---|
| 1 | 1 | 13C4-PFBA | 1902048-15 B96-PFAS-SB49-5-7-0708... | 1.60e4 | 123.3 | NO |
| 2 | 2 | 13C5-PFHxA | 1902048-15 B96-PFAS-SB49-5-7-0708... | 2.78e4 | 96.8 | NO |
| 3 | 3 | 18O2-PFHxS | 1902048-15 B96-PFAS-SB49-5-7-0708... | 1.74e3 | 92.6 | NO |
| 4 | 4 | 13C8-PFOA | 1902048-15 B96-PFAS-SB49-5-7-0708... | 3.04e4 | 88.7 | NO |
| 5 | 5 | 13C9-PFNA | 1902048-15 B96-PFAS-SB49-5-7-0708... | 1.84e4 | 71.6 | NO |
| 6 | 6 | 13C4-PFOS | 1902048-15 B96-PFAS-SB49-5-7-0708... | 3.27e3 | 73.3 | NO |
| 7 | 7 | 13C6-PFDA | 1902048-15 B96-PFAS-SB49-5-7-0708... | 1.85e4 | 57.4 | NO |
| 8 | 8 | 13C7-PFUdA | 1902048-15 B96-PFAS-SB49-5-7-0708... | 1.14e4 | 31.0 | YES |

**Name: 190728M1_39, Date: 28-Jul-2019, Time: 21:49:51, ID: 1902049-09 B96-PFAS-SB42-6.2-8.2-070919 1.24, Description: B96-PFAS-SB42-6.2-8.2-070919**

| | # | Name | ID | Area | %Rec | Area Out |
|---|---|---|---|---|---|---|
| 1 | 1 | 13C4-PFBA | 1902049-09 B96-PFAS-SB42-6.2-8.2-0... | 1.40e4 | 107.9 | NO |
| 2 | 2 | 13C5-PFHxA | 1902049-09 B96-PFAS-SB42-6.2-8.2-0... | 2.65e4 | 92.5 | NO |
| 3 | 3 | 18O2-PFHxS | 1902049-09 B96-PFAS-SB42-6.2-8.2-0... | 1.58e3 | 83.9 | NO |
| 4 | 4 | 13C8-PFOA | 1902049-09 B96-PFAS-SB42-6.2-8.2-0... | 2.92e4 | 85.4 | NO |
| 5 | 5 | 13C9-PFNA | 1902049-09 B96-PFAS-SB42-6.2-8.2-0... | 1.84e4 | 71.7 | NO |
| 6 | 6 | 13C4-PFOS | 1902049-09 B96-PFAS-SB42-6.2-8.2-0... | 2.43e3 | 54.5 | NO |
| 7 | 7 | 13C6-PFDA | 1902049-09 B96-PFAS-SB42-6.2-8.2-0... | 1.58e4 | 49.1 | YES |
| 8 | 8 | 13C7-PFUdA | 1902049-09 B96-PFAS-SB42-6.2-8.2-0... | 9.03e3 | 24.5 | YES |

**Name: 190728M1_40, Date: 28-Jul-2019, Time: 22:00:24, ID: 1902049-10 B96-PFAS-SB41-5.5-7.5-070919 1.24, Description: B96-PFAS-SB41-5.5-7.5-070919**

| | # | Name | ID | Area | %Rec | Area Out |
|---|---|---|---|---|---|---|
| 1 | 1 | 13C4-PFBA | 1902049-10 B96-PFAS-SB41-5.5-7.5-0... | 1.39e4 | 107.0 | NO |
| 2 | 2 | 13C5-PFHxA | 1902049-10 B96-PFAS-SB41-5.5-7.5-0... | 2.48e4 | 86.2 | NO |
| 3 | 3 | 18O2-PFHxS | 1902049-10 B96-PFAS-SB41-5.5-7.5-0... | 1.60e3 | 85.2 | NO |
| 4 | 4 | 13C8-PFOA | 1902049-10 B96-PFAS-SB41-5.5-7.5-0... | 2.86e4 | 83.5 | NO |
| 5 | 5 | 13C9-PFNA | 1902049-10 B96-PFAS-SB41-5.5-7.5-0... | 1.78e4 | 69.5 | NO |
| 6 | 6 | 13C4-PFOS | 1902049-10 B96-PFAS-SB41-5.5-7.5-0... | 2.77e3 | 62.2 | NO |
| 7 | 7 | 13C6-PFDA | 1902049-10 B96-PFAS-SB41-5.5-7.5-0... | 1.76e4 | 54.5 | NO |
| 8 | 8 | 13C7-PFUdA | 1902049-10 B96-PFAS-SB41-5.5-7.5-0... | 9.27e3 | 25.2 | YES |

Dataset: Untitled

Last Altered: Monday, July 29, 2019 10:08:21 Pacific Daylight Time
Printed: Monday, July 29, 2019 10:08:37 Pacific Daylight Time

**Name: 190728M1_41, Date: 28-Jul-2019, Time: 22:11:02, ID: 1902049-11 B96-PFAS-SB52-5-10-070919 1.18, Description: B96-PFAS-SB52-5-10-070919**

| | # | Name | ID | Area | %Rec | Area Out |
|---|---|---|---|---|---|---|
| 1 | 1 | 13C4-PFBA | 1902049-11 B96-PFAS-SB52-5-10-070... | 1.46e4 | 112.6 | NO |
| 2 | 2 | 13C5-PFHxA | 1902049-11 B96-PFAS-SB52-5-10-070... | 2.66e4 | 92.7 | NO |
| 3 | 3 | 18O2-PFHxS | 1902049-11 B96-PFAS-SB52-5-10-070... | 1.70e3 | 90.6 | NO |
| 4 | 4 | 13C8-PFOA | 1902049-11 B96-PFAS-SB52-5-10-070... | 3.04e4 | 88.8 | NO |
| 5 | 5 | 13C9-PFNA | 1902049-11 B96-PFAS-SB52-5-10-070... | 1.92e4 | 74.9 | NO |
| 6 | 6 | 13C4-PFOS | 1902049-11 B96-PFAS-SB52-5-10-070... | 3.19e3 | 71.6 | NO |
| 7 | 7 | 13C6-PFDA | 1902049-11 B96-PFAS-SB52-5-10-070... | 1.92e4 | 59.5 | NO |
| 8 | 8 | 13C7-PFUdA | 1902049-11 B96-PFAS-SB52-5-10-070... | 1.08e4 | 29.3 | YES |

**Name: 190728M1_42, Date: 28-Jul-2019, Time: 22:21:40, ID: 1902049-13 B96-PFAS-SB64-0-2-070919 1.05, Description: B96-PFAS-SB64-0-2-070919**

| | # | Name | ID | Area | %Rec | Area Out |
|---|---|---|---|---|---|---|
| 1 | 1 | 13C4-PFBA | 1902049-13 B96-PFAS-SB64-0-2-0709... | 1.47e4 | 113.3 | NO |
| 2 | 2 | 13C5-PFHxA | 1902049-13 B96-PFAS-SB64-0-2-0709... | 2.72e4 | 94.7 | NO |
| 3 | 3 | 18O2-PFHxS | 1902049-13 B96-PFAS-SB64-0-2-0709... | 1.63e3 | 87.0 | NO |
| 4 | 4 | 13C8-PFOA | 1902049-13 B96-PFAS-SB64-0-2-0709... | 2.88e4 | 84.2 | NO |
| 5 | 5 | 13C9-PFNA | 1902049-13 B96-PFAS-SB64-0-2-0709... | 1.73e4 | 67.5 | NO |
| 6 | 6 | 13C4-PFOS | 1902049-13 B96-PFAS-SB64-0-2-0709... | 3.41e3 | 76.4 | NO |
| 7 | 7 | 13C6-PFDA | 1902049-13 B96-PFAS-SB64-0-2-0709... | 1.94e4 | 60.2 | NO |
| 8 | 8 | 13C7-PFUdA | 1902049-13 B96-PFAS-SB64-0-2-0709... | 1.56e4 | 42.2 | YES |

**Name: 190728M1_43, Date: 28-Jul-2019, Time: 22:32:14, ID: B9G0259-BS1 OPR 0.25, Description: OPR**

| | # | Name | ID | Area | %Rec | Area Out |
|---|---|---|---|---|---|---|
| 1 | 1 | 13C4-PFBA | B9G0259-BS1 OPR 0.25 | 1.14e4 | 88.1 | NO |
| 2 | 2 | 13C5-PFHxA | B9G0259-BS1 OPR 0.25 | 2.09e4 | 72.7 | NO |
| 3 | 3 | 18O2-PFHxS | B9G0259-BS1 OPR 0.25 | 1.57e3 | 83.5 | NO |
| 4 | 4 | 13C8-PFOA | B9G0259-BS1 OPR 0.25 | 2.64e4 | 77.0 | NO |
| 5 | 5 | 13C9-PFNA | B9G0259-BS1 OPR 0.25 | 1.99e4 | 77.6 | NO |
| 6 | 6 | 13C4-PFOS | B9G0259-BS1 OPR 0.25 | 3.78e3 | 84.8 | NO |
| 7 | 7 | 13C6-PFDA | B9G0259-BS1 OPR 0.25 | 2.74e4 | 85.0 | NO |
| 8 | 8 | 13C7-PFUdA | B9G0259-BS1 OPR 0.25 | 3.18e4 | 86.3 | NO |

**Name: 190728M1_44, Date: 28-Jul-2019, Time: 22:42:52, ID: B9G0259-BLK1 Method Blank 0.25, Description: Method Blank**

| | # | Name | ID | Area | %Rec | Area Out |
|---|---|---|---|---|---|---|
| 1 | 1 | 13C4-PFBA | B9G0259-BLK1 Method Blank 0.25 | 9.52e3 | 73.4 | NO |
| 2 | 2 | 13C5-PFHxA | B9G0259-BLK1 Method Blank 0.25 | 1.79e4 | 62.2 | NO |
| 3 | 3 | 18O2-PFHxS | B9G0259-BLK1 Method Blank 0.25 | 1.24e3 | 65.8 | NO |
| 4 | 4 | 13C8-PFOA | B9G0259-BLK1 Method Blank 0.25 | 2.23e4 | 65.2 | NO |
| 5 | 5 | 13C9-PFNA | B9G0259-BLK1 Method Blank 0.25 | 1.66e4 | 64.6 | NO |
| 6 | 6 | 13C4-PFOS | B9G0259-BLK1 Method Blank 0.25 | 3.15e3 | 70.7 | NO |
| 7 | 7 | 13C6-PFDA | B9G0259-BLK1 Method Blank 0.25 | 2.24e4 | 69.4 | NO |
| 8 | 8 | 13C7-PFUdA | B9G0259-BLK1 Method Blank 0.25 | 2.66e4 | 72.2 | NO |

Dataset: Untitled

Last Altered: Monday, July 29, 2019 10:08:21 Pacific Daylight Time
Printed: Monday, July 29, 2019 10:08:37 Pacific Daylight Time

**Name: 190728M1_45, Date: 28-Jul-2019, Time: 22:53:26, ID: 1902093-08RE1 AS-PW-16-0719 0.27719, Description: AS-PW-16-0719**

| | # | Name | ID | Area | %Rec | Area Out |
|---|---|---|---|---|---|---|
| 1 | 1 | 13C4-PFBA | 1902093-08RE1 AS-PW-16-0719 0.277... | 1.36e4 | 104.7 | NO |
| 2 | 2 | 13C5-PFHxA | 1902093-08RE1 AS-PW-16-0719 0.277... | 2.39e4 | 83.2 | NO |
| 3 | 3 | 18O2-PFHxS | 1902093-08RE1 AS-PW-16-0719 0.277... | 1.42e3 | 75.4 | NO |
| 4 | 4 | 13C8-PFOA | 1902093-08RE1 AS-PW-16-0719 0.277... | 2.72e4 | 79.4 | NO |
| 5 | 5 | 13C9-PFNA | 1902093-08RE1 AS-PW-16-0719 0.277... | 2.06e4 | 80.2 | NO |
| 6 | 6 | 13C4-PFOS | 1902093-08RE1 AS-PW-16-0719 0.277... | 3.69e3 | 82.8 | NO |
| 7 | 7 | 13C6-PFDA | 1902093-08RE1 AS-PW-16-0719 0.277... | 2.61e4 | 80.9 | NO |
| 8 | 8 | 13C7-PFUdA | 1902093-08RE1 AS-PW-16-0719 0.277... | 3.08e4 | 83.6 | NO |

**Name: 190728M1_46, Date: 28-Jul-2019, Time: 23:04:04, ID: B9G0251-BS1 OPR 0.125, Description: OPR**

| | # | Name | ID | Area | %Rec | Area Out |
|---|---|---|---|---|---|---|
| 1 | 1 | 13C4-PFBA | B9G0251-BS1 OPR 0.125 | 1.11e4 | 85.8 | NO |
| 2 | 2 | 13C5-PFHxA | B9G0251-BS1 OPR 0.125 | 2.10e4 | 73.3 | NO |
| 3 | 3 | 18O2-PFHxS | B9G0251-BS1 OPR 0.125 | 1.41e3 | 74.8 | NO |
| 4 | 4 | 13C8-PFOA | B9G0251-BS1 OPR 0.125 | 2.47e4 | 72.1 | NO |
| 5 | 5 | 13C9-PFNA | B9G0251-BS1 OPR 0.125 | 1.75e4 | 67.9 | NO |
| 6 | 6 | 13C4-PFOS | B9G0251-BS1 OPR 0.125 | 3.43e3 | 76.9 | NO |
| 7 | 7 | 13C6-PFDA | B9G0251-BS1 OPR 0.125 | 2.34e4 | 72.4 | NO |
| 8 | 8 | 13C7-PFUdA | B9G0251-BS1 OPR 0.125 | 2.75e4 | 74.6 | NO |

**Name: 190728M1_47, Date: 28-Jul-2019, Time: 23:14:36, ID: B9G0251-BSD1 LCSD 0.125, Description: LCSD**

| | # | Name | ID | Area | %Rec | Area Out |
|---|---|---|---|---|---|---|
| 1 | 1 | 13C4-PFBA | B9G0251-BSD1 LCSD 0.125 | 1.07e4 | 82.2 | NO |
| 2 | 2 | 13C5-PFHxA | B9G0251-BSD1 LCSD 0.125 | 1.92e4 | 67.0 | NO |
| 3 | 3 | 18O2-PFHxS | B9G0251-BSD1 LCSD 0.125 | 1.31e3 | 69.8 | NO |
| 4 | 4 | 13C8-PFOA | B9G0251-BSD1 LCSD 0.125 | 2.27e4 | 66.2 | NO |
| 5 | 5 | 13C9-PFNA | B9G0251-BSD1 LCSD 0.125 | 1.70e4 | 66.0 | NO |
| 6 | 6 | 13C4-PFOS | B9G0251-BSD1 LCSD 0.125 | 3.07e3 | 68.8 | NO |
| 7 | 7 | 13C6-PFDA | B9G0251-BSD1 LCSD 0.125 | 2.23e4 | 69.0 | NO |
| 8 | 8 | 13C7-PFUdA | B9G0251-BSD1 LCSD 0.125 | 2.71e4 | 73.5 | NO |

**Name: 190728M1_48, Date: 28-Jul-2019, Time: 23:25:15, ID: B9G0251-BLK1 Method Blank 0.125, Description: Method Blank**

| | # | Name | ID | Area | %Rec | Area Out |
|---|---|---|---|---|---|---|
| 1 | 1 | 13C4-PFBA | B9G0251-BLK1 Method Blank 0.125 | 7.26e3 | 56.0 | NO |
| 2 | 2 | 13C5-PFHxA | B9G0251-BLK1 Method Blank 0.125 | 1.57e4 | 54.7 | NO |
| 3 | 3 | 18O2-PFHxS | B9G0251-BLK1 Method Blank 0.125 | 1.40e3 | 74.7 | NO |
| 4 | 4 | 13C8-PFOA | B9G0251-BLK1 Method Blank 0.125 | 2.13e4 | 62.3 | NO |
| 5 | 5 | 13C9-PFNA | B9G0251-BLK1 Method Blank 0.125 | 1.60e4 | 62.4 | NO |
| 6 | 6 | 13C4-PFOS | B9G0251-BLK1 Method Blank 0.125 | 3.34e3 | 74.9 | NO |
| 7 | 7 | 13C6-PFDA | B9G0251-BLK1 Method Blank 0.125 | 2.19e4 | 67.7 | NO |
| 8 | 8 | 13C7-PFUdA | B9G0251-BLK1 Method Blank 0.125 | 2.71e4 | 73.6 | NO |

Dataset: Untitled

Last Altered: Monday, July 29, 2019 10:08:21 Pacific Daylight Time
Printed: Monday, July 29, 2019 10:08:37 Pacific Daylight Time

**Name: 190728M1_49, Date: 28-Jul-2019, Time: 23:35:53, ID: 1902189-04RE1 SAOA-B03-GW 0.11684, Description: SAOA-B03-GW**

| | # | Name | ID | Area | %Rec | Area Out |
|---|---|---|---|---|---|---|
| 1 | 1 | 13C4-PFBA | 1902189-04RE1 SAOA-B03-GW 0.11684 | 9.55e3 | 73.6 | NO |
| 2 | 2 | 13C5-PFHxA | 1902189-04RE1 SAOA-B03-GW 0.11684 | 1.67e4 | 58.0 | NO |
| 3 | 3 | 18O2-PFHxS | 1902189-04RE1 SAOA-B03-GW 0.11684 | 1.24e3 | 65.8 | NO |
| 4 | 4 | 13C8-PFOA | 1902189-04RE1 SAOA-B03-GW 0.11684 | 2.20e4 | 64.3 | NO |
| 5 | 5 | 13C9-PFNA | 1902189-04RE1 SAOA-B03-GW 0.11684 | 1.57e4 | 61.0 | NO |
| 6 | 6 | 13C4-PFOS | 1902189-04RE1 SAOA-B03-GW 0.11684 | 3.25e3 | 72.9 | NO |
| 7 | 7 | 13C6-PFDA | 1902189-04RE1 SAOA-B03-GW 0.11684 | 2.11e4 | 65.5 | NO |
| 8 | 8 | 13C7-PFUdA | 1902189-04RE1 SAOA-B03-GW 0.11684 | 2.61e4 | 70.8 | NO |

**Name: 190728M1_50, Date: 28-Jul-2019, Time: 23:46:25, ID: IPA, Description: IPA**

| | # | Name | ID | Area | %Rec | Area Out |
|---|---|---|---|---|---|---|
| 1 | 1 | 13C4-PFBA | IPA | | | NO |
| 2 | 2 | 13C5-PFHxA | IPA | | | NO |
| 3 | 3 | 18O2-PFHxS | IPA | | | NO |
| 4 | 4 | 13C8-PFOA | IPA | | | NO |
| 5 | 5 | 13C9-PFNA | IPA | | | NO |
| 6 | 6 | 13C4-PFOS | IPA | | | NO |
| 7 | 7 | 13C6-PFDA | IPA | | | NO |
| 8 | 8 | 13C7-PFUdA | IPA | | | NO |

**Name: 190728M1_51, Date: 28-Jul-2019, Time: 23:57:04, ID: ST190728M1-12 PFC CS3 19G1106, Description: PFC CS3 19G1106**

| | # | Name | ID | Area | %Rec | Area Out |
|---|---|---|---|---|---|---|
| 1 | 1 | 13C4-PFBA | ST190728M1-12 PFC CS3 19G1106 | 1.25e4 | 96.6 | NO |
| 2 | 2 | 13C5-PFHxA | ST190728M1-12 PFC CS3 19G1106 | 3.00e4 | 104.6 | NO |
| 3 | 3 | 18O2-PFHxS | ST190728M1-12 PFC CS3 19G1106 | 1.82e3 | 97.2 | NO |
| 4 | 4 | 13C8-PFOA | ST190728M1-12 PFC CS3 19G1106 | 3.43e4 | 100.2 | NO |
| 5 | 5 | 13C9-PFNA | ST190728M1-12 PFC CS3 19G1106 | 2.56e4 | 99.5 | NO |
| 6 | 6 | 13C4-PFOS | ST190728M1-12 PFC CS3 19G1106 | 4.33e3 | 97.0 | NO |
| 7 | 7 | 13C6-PFDA | ST190728M1-12 PFC CS3 19G1106 | 3.37e4 | 104.2 | NO |
| 8 | 8 | 13C7-PFUdA | ST190728M1-12 PFC CS3 19G1106 | 3.85e4 | 104.4 | NO |

**Name: 190728M1_52, Date: 29-Jul-2019, Time: 00:07:42, ID: IPA, Description: IPA**

| | # | Name | ID | Area | %Rec | Area Out |
|---|---|---|---|---|---|---|
| 1 | 1 | 13C4-PFBA | IPA | | | NO |
| 2 | 2 | 13C5-PFHxA | IPA | 5.47e0 | 0.0 | YES |
| 3 | 3 | 18O2-PFHxS | IPA | | | NO |
| 4 | 4 | 13C8-PFOA | IPA | 7.49e0 | 0.0 | YES |
| 5 | 5 | 13C9-PFNA | IPA | | | NO |
| 6 | 6 | 13C4-PFOS | IPA | | | NO |
| 7 | 7 | 13C6-PFDA | IPA | | | NO |
| 8 | 8 | 13C7-PFUdA | IPA | | | NO |

Dataset: Untitled

Last Altered: Monday, July 29, 2019 10:08:21 Pacific Daylight Time
Printed: Monday, July 29, 2019 10:08:37 Pacific Daylight Time

**Name: 190728M1_53, Date: 29-Jul-2019, Time: 00:18:15, ID: 1902189-05RE1 NAOA-B03-GW 0.09826, Description: NAOA-B03-GW**

| | # | Name | ID | Area | %Rec | Area Out |
|---|---|---|---|---|---|---|
| 1 | 1 | 13C4-PFBA | 1902189-05RE1 NAOA-B03-GW 0.09826 | 1.26e4 | 97.2 | NO |
| 2 | 2 | 13C5-PFHxA | 1902189-05RE1 NAOA-B03-GW 0.09826 | 2.52e4 | 87.8 | NO |
| 3 | 3 | 18O2-PFHxS | 1902189-05RE1 NAOA-B03-GW 0.09826 | 1.71e3 | 91.0 | NO |
| 4 | 4 | 13C8-PFOA | 1902189-05RE1 NAOA-B03-GW 0.09826 | 3.12e4 | 91.1 | NO |
| 5 | 5 | 13C9-PFNA | 1902189-05RE1 NAOA-B03-GW 0.09826 | 2.28e4 | 88.7 | NO |
| 6 | 6 | 13C4-PFOS | 1902189-05RE1 NAOA-B03-GW 0.09826 | 3.93e3 | 88.1 | NO |
| 7 | 7 | 13C6-PFDA | 1902189-05RE1 NAOA-B03-GW 0.09826 | 3.04e4 | 94.0 | NO |
| 8 | 8 | 13C7-PFUdA | 1902189-05RE1 NAOA-B03-GW 0.09826 | 3.55e4 | 96.3 | NO |

**Name: 190728M1_54, Date: 29-Jul-2019, Time: 00:28:53, ID: 1902189-10RE1 NON-B03-GW 0.12659, Description: NON-B03-GW**

| | # | Name | ID | Area | %Rec | Area Out |
|---|---|---|---|---|---|---|
| 1 | 1 | 13C4-PFBA | 1902189-10RE1 NON-B03-GW 0.12659 | 1.21e4 | 93.0 | NO |
| 2 | 2 | 13C5-PFHxA | 1902189-10RE1 NON-B03-GW 0.12659 | 2.21e4 | 77.1 | NO |
| 3 | 3 | 18O2-PFHxS | 1902189-10RE1 NON-B03-GW 0.12659 | 1.36e3 | 72.6 | NO |
| 4 | 4 | 13C8-PFOA | 1902189-10RE1 NON-B03-GW 0.12659 | 2.69e4 | 78.6 | NO |
| 5 | 5 | 13C9-PFNA | 1902189-10RE1 NON-B03-GW 0.12659 | 1.94e4 | 75.4 | NO |
| 6 | 6 | 13C4-PFOS | 1902189-10RE1 NON-B03-GW 0.12659 | 3.64e3 | 81.6 | NO |
| 7 | 7 | 13C6-PFDA | 1902189-10RE1 NON-B03-GW 0.12659 | 2.59e4 | 80.2 | NO |
| 8 | 8 | 13C7-PFUdA | 1902189-10RE1 NON-B03-GW 0.12659 | 2.99e4 | 81.1 | NO |

**Name: 190728M1_55, Date: 29-Jul-2019, Time: 00:39:25, ID: 1902189-12RE1 NAOA-B06-GW 0.12473, Description: NAOA-B06-GW**

| | # | Name | ID | Area | %Rec | Area Out |
|---|---|---|---|---|---|---|
| 1 | 1 | 13C4-PFBA | 1902189-12RE1 NAOA-B06-GW 0.12473 | 1.12e4 | 86.2 | NO |
| 2 | 2 | 13C5-PFHxA | 1902189-12RE1 NAOA-B06-GW 0.12473 | 2.01e4 | 70.1 | NO |
| 3 | 3 | 18O2-PFHxS | 1902189-12RE1 NAOA-B06-GW 0.12473 | 1.16e3 | 61.6 | NO |
| 4 | 4 | 13C8-PFOA | 1902189-12RE1 NAOA-B06-GW 0.12473 | 2.47e4 | 72.1 | NO |
| 5 | 5 | 13C9-PFNA | 1902189-12RE1 NAOA-B06-GW 0.12473 | 1.93e4 | 75.2 | NO |
| 6 | 6 | 13C4-PFOS | 1902189-12RE1 NAOA-B06-GW 0.12473 | 3.74e3 | 83.9 | NO |
| 7 | 7 | 13C6-PFDA | 1902189-12RE1 NAOA-B06-GW 0.12473 | 2.49e4 | 77.1 | NO |
| 8 | 8 | 13C7-PFUdA | 1902189-12RE1 NAOA-B06-GW 0.12473 | 3.04e4 | 82.5 | NO |

**Name: 190728M1_56, Date: 29-Jul-2019, Time: 00:50:04, ID: 1902193-01 Wastewater-19-03 0.10887, Description: Wastewater-19-03**

| | # | Name | ID | Area | %Rec | Area Out |
|---|---|---|---|---|---|---|
| 1 | 1 | 13C4-PFBA | 1902193-01 Wastewater-19-03 0.10887 | 1.24e4 | 95.8 | NO |
| 2 | 2 | 13C5-PFHxA | 1902193-01 Wastewater-19-03 0.10887 | 2.62e4 | 91.4 | NO |
| 3 | 3 | 18O2-PFHxS | 1902193-01 Wastewater-19-03 0.10887 | 1.71e3 | 91.2 | NO |
| 4 | 4 | 13C8-PFOA | 1902193-01 Wastewater-19-03 0.10887 | 3.30e4 | 96.5 | NO |
| 5 | 5 | 13C9-PFNA | 1902193-01 Wastewater-19-03 0.10887 | 2.32e4 | 90.1 | NO |
| 6 | 6 | 13C4-PFOS | 1902193-01 Wastewater-19-03 0.10887 | 4.12e3 | 92.4 | NO |
| 7 | 7 | 13C6-PFDA | 1902193-01 Wastewater-19-03 0.10887 | 3.01e4 | 93.3 | NO |
| 8 | 8 | 13C7-PFUdA | 1902193-01 Wastewater-19-03 0.10887 | 3.69e4 | 100.2 | NO |

Dataset: Untitled

Last Altered: Monday, July 29, 2019 10:08:21 Pacific Daylight Time
Printed: Monday, July 29, 2019 10:08:37 Pacific Daylight Time

**Name: 190728M1_57, Date: 29-Jul-2019, Time: 01:00:38, ID: B9G0003-BLK1 Method Blank 2, Description: Method Blank**

| | # | Name | ID | Area | %Rec | Area Out |
|---|---|---|---|---|---|---|
| 1 | 1 | 13C4-PFBA | B9G0003-BLK1 Method Blank 2 | 1.18e4 | 91.0 | NO |
| 2 | 2 | 13C5-PFHxA | B9G0003-BLK1 Method Blank 2 | 2.18e4 | 75.8 | NO |
| 3 | 3 | 18O2-PFHxS | B9G0003-BLK1 Method Blank 2 | 1.20e3 | 63.9 | NO |
| 4 | 4 | 13C8-PFOA | B9G0003-BLK1 Method Blank 2 | 2.57e4 | 75.1 | NO |
| 5 | 5 | 13C9-PFNA | B9G0003-BLK1 Method Blank 2 | 1.82e4 | 71.0 | NO |
| 6 | 6 | 13C4-PFOS | B9G0003-BLK1 Method Blank 2 | 3.26e3 | 73.1 | NO |
| 7 | 7 | 13C6-PFDA | B9G0003-BLK1 Method Blank 2 | 2.36e4 | 72.9 | NO |
| 8 | 8 | 13C7-PFUdA | B9G0003-BLK1 Method Blank 2 | 2.73e4 | 74.0 | NO |

**Name: 190728M1_58, Date: 29-Jul-2019, Time: 01:11:16, ID: B9G0003-BS1 OPR 2, Description: OPR**

| | # | Name | ID | Area | %Rec | Area Out |
|---|---|---|---|---|---|---|
| 1 | 1 | 13C4-PFBA | B9G0003-BS1 OPR 2 | 1.34e4 | 103.5 | NO |
| 2 | 2 | 13C5-PFHxA | B9G0003-BS1 OPR 2 | 2.38e4 | 82.9 | NO |
| 3 | 3 | 18O2-PFHxS | B9G0003-BS1 OPR 2 | 1.42e3 | 75.6 | NO |
| 4 | 4 | 13C8-PFOA | B9G0003-BS1 OPR 2 | 2.80e4 | 81.8 | NO |
| 5 | 5 | 13C9-PFNA | B9G0003-BS1 OPR 2 | 2.12e4 | 82.3 | NO |
| 6 | 6 | 13C4-PFOS | B9G0003-BS1 OPR 2 | 3.66e3 | 82.1 | NO |
| 7 | 7 | 13C6-PFDA | B9G0003-BS1 OPR 2 | 2.54e4 | 78.7 | NO |
| 8 | 8 | 13C7-PFUdA | B9G0003-BS1 OPR 2 | 2.90e4 | 78.6 | NO |

**Name: 190728M1_59, Date: 29-Jul-2019, Time: 01:21:55, ID: B9G0003-BS2 OPR 2, Description: OPR**

| | # | Name | ID | Area | %Rec | Area Out |
|---|---|---|---|---|---|---|
| 1 | 1 | 13C4-PFBA | B9G0003-BS2 OPR 2 | 1.30e4 | 100.5 | NO |
| 2 | 2 | 13C5-PFHxA | B9G0003-BS2 OPR 2 | 2.43e4 | 84.6 | NO |
| 3 | 3 | 18O2-PFHxS | B9G0003-BS2 OPR 2 | 1.61e3 | 85.8 | NO |
| 4 | 4 | 13C8-PFOA | B9G0003-BS2 OPR 2 | 2.86e4 | 83.5 | NO |
| 5 | 5 | 13C9-PFNA | B9G0003-BS2 OPR 2 | 2.02e4 | 78.7 | NO |
| 6 | 6 | 13C4-PFOS | B9G0003-BS2 OPR 2 | 3.65e3 | 81.9 | NO |
| 7 | 7 | 13C6-PFDA | B9G0003-BS2 OPR 2 | 2.67e4 | 82.7 | NO |
| 8 | 8 | 13C7-PFUdA | B9G0003-BS2 OPR 2 | 3.05e4 | 82.7 | NO |

**Name: 190728M1_60, Date: 29-Jul-2019, Time: 01:32:28, ID: B9G0003-BS3 OPR 2, Description: OPR**

| | # | Name | ID | Area | %Rec | Area Out |
|---|---|---|---|---|---|---|
| 1 | 1 | 13C4-PFBA | B9G0003-BS3 OPR 2 | 1.49e4 | 115.0 | NO |
| 2 | 2 | 13C5-PFHxA | B9G0003-BS3 OPR 2 | 2.82e4 | 98.3 | NO |
| 3 | 3 | 18O2-PFHxS | B9G0003-BS3 OPR 2 | 1.68e3 | 89.4 | NO |
| 4 | 4 | 13C8-PFOA | B9G0003-BS3 OPR 2 | 3.17e4 | 92.6 | NO |
| 5 | 5 | 13C9-PFNA | B9G0003-BS3 OPR 2 | 2.35e4 | 91.4 | NO |
| 6 | 6 | 13C4-PFOS | B9G0003-BS3 OPR 2 | 4.05e3 | 90.8 | NO |
| 7 | 7 | 13C6-PFDA | B9G0003-BS3 OPR 2 | 2.94e4 | 90.9 | NO |
| 8 | 8 | 13C7-PFUdA | B9G0003-BS3 OPR 2 | 3.48e4 | 94.4 | NO |

Dataset: Untitled

Last Altered: Monday, July 29, 2019 10:08:21 Pacific Daylight Time
Printed: Monday, July 29, 2019 10:08:37 Pacific Daylight Time

**Name: 190728M1_61, Date: 29-Jul-2019, Time: 01:43:06, ID: B9G0003-BS4 OPR 2, Description: OPR**

| | # | Name | ID | Area | %Rec | Area Out |
|---|---|---|---|---|---|---|
| 1 | 1 | 13C4-PFBA | B9G0003-BS4 OPR 2 | 1.41e4 | 109.1 | NO |
| 2 | 2 | 13C5-PFHxA | B9G0003-BS4 OPR 2 | 2.63e4 | 91.7 | NO |
| 3 | 3 | 18O2-PFHxS | B9G0003-BS4 OPR 2 | 1.52e3 | 80.8 | NO |
| 4 | 4 | 13C8-PFOA | B9G0003-BS4 OPR 2 | 3.01e4 | 88.1 | NO |
| 5 | 5 | 13C9-PFNA | B9G0003-BS4 OPR 2 | 2.14e4 | 83.3 | NO |
| 6 | 6 | 13C4-PFOS | B9G0003-BS4 OPR 2 | 3.90e3 | 87.5 | NO |
| 7 | 7 | 13C6-PFDA | B9G0003-BS4 OPR 2 | 2.72e4 | 84.3 | NO |
| 8 | 8 | 13C7-PFUdA | B9G0003-BS4 OPR 2 | 3.27e4 | 88.7 | NO |

**Name: 190728M1_62, Date: 29-Jul-2019, Time: 01:53:39, ID: B9G0003-BS5 OPR 2, Description: OPR**

| | # | Name | ID | Area | %Rec | Area Out |
|---|---|---|---|---|---|---|
| 1 | 1 | 13C4-PFBA | B9G0003-BS5 OPR 2 | 1.54e4 | 119.1 | NO |
| 2 | 2 | 13C5-PFHxA | B9G0003-BS5 OPR 2 | 2.80e4 | 97.5 | NO |
| 3 | 3 | 18O2-PFHxS | B9G0003-BS5 OPR 2 | 1.70e3 | 90.8 | NO |
| 4 | 4 | 13C8-PFOA | B9G0003-BS5 OPR 2 | 3.34e4 | 97.4 | NO |
| 5 | 5 | 13C9-PFNA | B9G0003-BS5 OPR 2 | 2.35e4 | 91.5 | NO |
| 6 | 6 | 13C4-PFOS | B9G0003-BS5 OPR 2 | 4.27e3 | 95.7 | NO |
| 7 | 7 | 13C6-PFDA | B9G0003-BS5 OPR 2 | 3.03e4 | 93.8 | NO |
| 8 | 8 | 13C7-PFUdA | B9G0003-BS5 OPR 2 | 3.63e4 | 98.6 | NO |

**Name: 190728M1_63, Date: 29-Jul-2019, Time: 02:04:17, ID: B9G0003-BS6 OPR 2, Description: OPR**

| | # | Name | ID | Area | %Rec | Area Out |
|---|---|---|---|---|---|---|
| 1 | 1 | 13C4-PFBA | B9G0003-BS6 OPR 2 | 1.66e4 | 127.8 | NO |
| 2 | 2 | 13C5-PFHxA | B9G0003-BS6 OPR 2 | 3.08e4 | 107.3 | NO |
| 3 | 3 | 18O2-PFHxS | B9G0003-BS6 OPR 2 | 1.91e3 | 101.5 | NO |
| 4 | 4 | 13C8-PFOA | B9G0003-BS6 OPR 2 | 3.54e4 | 103.5 | NO |
| 5 | 5 | 13C9-PFNA | B9G0003-BS6 OPR 2 | 2.54e4 | 98.9 | NO |
| 6 | 6 | 13C4-PFOS | B9G0003-BS6 OPR 2 | 4.43e3 | 99.4 | NO |
| 7 | 7 | 13C6-PFDA | B9G0003-BS6 OPR 2 | 3.34e4 | 103.5 | NO |
| 8 | 8 | 13C7-PFUdA | B9G0003-BS6 OPR 2 | 4.03e4 | 109.4 | NO |

**Name: 190728M1_64, Date: 29-Jul-2019, Time: 02:14:51, ID: B9G0003-BS7 OPR 2, Description: OPR**

| | # | Name | ID | Area | %Rec | Area Out |
|---|---|---|---|---|---|---|
| 1 | 1 | 13C4-PFBA | B9G0003-BS7 OPR 2 | 1.83e4 | 140.8 | NO |
| 2 | 2 | 13C5-PFHxA | B9G0003-BS7 OPR 2 | 3.36e4 | 117.0 | NO |
| 3 | 3 | 18O2-PFHxS | B9G0003-BS7 OPR 2 | 1.95e3 | 104.0 | NO |
| 4 | 4 | 13C8-PFOA | B9G0003-BS7 OPR 2 | 3.88e4 | 113.4 | NO |
| 5 | 5 | 13C9-PFNA | B9G0003-BS7 OPR 2 | 2.83e4 | 110.0 | NO |
| 6 | 6 | 13C4-PFOS | B9G0003-BS7 OPR 2 | 5.01e3 | 112.3 | NO |
| 7 | 7 | 13C6-PFDA | B9G0003-BS7 OPR 2 | 3.61e4 | 111.6 | NO |
| 8 | 8 | 13C7-PFUdA | B9G0003-BS7 OPR 2 | 4.16e4 | 112.9 | NO |

Dataset: Untitled

Last Altered: Monday, July 29, 2019 10:08:21 Pacific Daylight Time
Printed: Monday, July 29, 2019 10:08:37 Pacific Daylight Time

**Name: 190728M1_65, Date: 29-Jul-2019, Time: 02:25:29, ID: B9G0260-BS2 OPR 1, Description: OPR**

| | # | Name | ID | Area | %Rec | Area Out |
|---|---|---|---|---|---|---|
| 1 | 1 | 13C4-PFBA | B9G0260-BS2 OPR 1 | 1.54e4 | 118.7 | NO |
| 2 | 2 | 13C5-PFHxA | B9G0260-BS2 OPR 1 | 2.85e4 | 99.4 | NO |
| 3 | 3 | 18O2-PFHxS | B9G0260-BS2 OPR 1 | 1.72e3 | 91.4 | NO |
| 4 | 4 | 13C8-PFOA | B9G0260-BS2 OPR 1 | 3.31e4 | 96.7 | NO |
| 5 | 5 | 13C9-PFNA | B9G0260-BS2 OPR 1 | 2.39e4 | 92.9 | NO |
| 6 | 6 | 13C4-PFOS | B9G0260-BS2 OPR 1 | 3.94e3 | 88.4 | NO |
| 7 | 7 | 13C6-PFDA | B9G0260-BS2 OPR 1 | 3.02e4 | 93.6 | NO |
| 8 | 8 | 13C7-PFUdA | B9G0260-BS2 OPR 1 | 3.52e4 | 95.6 | NO |

**Name: 190728M1_66, Date: 29-Jul-2019, Time: 02:36:07, ID: B9G0260-BS3 OPR 1, Description: OPR**

| | # | Name | ID | Area | %Rec | Area Out |
|---|---|---|---|---|---|---|
| 1 | 1 | 13C4-PFBA | B9G0260-BS3 OPR 1 | 1.50e4 | 115.9 | NO |
| 2 | 2 | 13C5-PFHxA | B9G0260-BS3 OPR 1 | 2.75e4 | 95.8 | NO |
| 3 | 3 | 18O2-PFHxS | B9G0260-BS3 OPR 1 | 1.67e3 | 88.7 | NO |
| 4 | 4 | 13C8-PFOA | B9G0260-BS3 OPR 1 | 3.20e4 | 93.6 | NO |
| 5 | 5 | 13C9-PFNA | B9G0260-BS3 OPR 1 | 2.41e4 | 93.7 | NO |
| 6 | 6 | 13C4-PFOS | B9G0260-BS3 OPR 1 | 4.28e3 | 95.9 | NO |
| 7 | 7 | 13C6-PFDA | B9G0260-BS3 OPR 1 | 3.07e4 | 95.2 | NO |
| 8 | 8 | 13C7-PFUdA | B9G0260-BS3 OPR 1 | 3.63e4 | 98.6 | NO |

**Name: 190728M1_67, Date: 29-Jul-2019, Time: 02:46:39, ID: B9G0260-BS4 OPR 1, Description: OPR**

| | # | Name | ID | Area | %Rec | Area Out |
|---|---|---|---|---|---|---|
| 1 | 1 | 13C4-PFBA | B9G0260-BS4 OPR 1 | 1.44e4 | 111.1 | NO |
| 2 | 2 | 13C5-PFHxA | B9G0260-BS4 OPR 1 | 2.49e4 | 86.8 | NO |
| 3 | 3 | 18O2-PFHxS | B9G0260-BS4 OPR 1 | 1.59e3 | 84.4 | NO |
| 4 | 4 | 13C8-PFOA | B9G0260-BS4 OPR 1 | 2.86e4 | 83.7 | NO |
| 5 | 5 | 13C9-PFNA | B9G0260-BS4 OPR 1 | 2.11e4 | 82.0 | NO |
| 6 | 6 | 13C4-PFOS | B9G0260-BS4 OPR 1 | 3.63e3 | 81.4 | NO |
| 7 | 7 | 13C6-PFDA | B9G0260-BS4 OPR 1 | 2.71e4 | 83.8 | NO |
| 8 | 8 | 13C7-PFUdA | B9G0260-BS4 OPR 1 | 3.19e4 | 86.5 | NO |

**Name: 190728M1_68, Date: 29-Jul-2019, Time: 02:57:18, ID: B9G0260-BS5 OPR 1, Description: OPR**

| | # | Name | ID | Area | %Rec | Area Out |
|---|---|---|---|---|---|---|
| 1 | 1 | 13C4-PFBA | B9G0260-BS5 OPR 1 | 1.44e4 | 111.4 | NO |
| 2 | 2 | 13C5-PFHxA | B9G0260-BS5 OPR 1 | 2.65e4 | 92.2 | NO |
| 3 | 3 | 18O2-PFHxS | B9G0260-BS5 OPR 1 | 1.56e3 | 82.9 | NO |
| 4 | 4 | 13C8-PFOA | B9G0260-BS5 OPR 1 | 3.12e4 | 91.0 | NO |
| 5 | 5 | 13C9-PFNA | B9G0260-BS5 OPR 1 | 2.26e4 | 88.0 | NO |
| 6 | 6 | 13C4-PFOS | B9G0260-BS5 OPR 1 | 4.04e3 | 90.6 | NO |
| 7 | 7 | 13C6-PFDA | B9G0260-BS5 OPR 1 | 2.99e4 | 92.5 | NO |
| 8 | 8 | 13C7-PFUdA | B9G0260-BS5 OPR 1 | 3.38e4 | 91.6 | NO |

Dataset: Untitled

Last Altered: Monday, July 29, 2019 10:08:21 Pacific Daylight Time
Printed: Monday, July 29, 2019 10:08:37 Pacific Daylight Time

**Name: 190728M1_69, Date: 29-Jul-2019, Time: 03:07:57, ID: IPA, Description: IPA**

| | # | Name | ID | Area | %Rec | Area Out |
|---|---|---|---|---|---|---|
| 1 | 1 | 13C4-PFBA | IPA | | | NO |
| 2 | 2 | 13C5-PFHxA | IPA | | | NO |
| 3 | 3 | 18O2-PFHxS | IPA | | | NO |
| 4 | 4 | 13C8-PFOA | IPA | | | NO |
| 5 | 5 | 13C9-PFNA | IPA | | | NO |
| 6 | 6 | 13C4-PFOS | IPA | | | NO |
| 7 | 7 | 13C6-PFDA | IPA | | | NO |
| 8 | 8 | 13C7-PFUdA | IPA | | | NO |

**Name: 190728M1_70, Date: 29-Jul-2019, Time: 03:18:29, ID: ST190728M1-13 PFC CS3 19G1106, Description: PFC CS3 19G1106**

| | # | Name | ID | Area | %Rec | Area Out |
|---|---|---|---|---|---|---|
| 1 | 1 | 13C4-PFBA | ST190728M1-13 PFC CS3 19G1106 | 1.26e4 | 96.8 | NO |
| 2 | 2 | 13C5-PFHxA | ST190728M1-13 PFC CS3 19G1106 | 3.07e4 | 106.9 | NO |
| 3 | 3 | 18O2-PFHxS | ST190728M1-13 PFC CS3 19G1106 | 1.83e3 | 97.3 | NO |
| 4 | 4 | 13C8-PFOA | ST190728M1-13 PFC CS3 19G1106 | 3.67e4 | 107.3 | NO |
| 5 | 5 | 13C9-PFNA | ST190728M1-13 PFC CS3 19G1106 | 2.61e4 | 101.5 | NO |
| 6 | 6 | 13C4-PFOS | ST190728M1-13 PFC CS3 19G1106 | 4.68e3 | 105.1 | NO |
| 7 | 7 | 13C6-PFDA | ST190728M1-13 PFC CS3 19G1106 | 3.39e4 | 104.8 | NO |
| 8 | 8 | 13C7-PFUdA | ST190728M1-13 PFC CS3 19G1106 | 3.98e4 | 108.1 | NO |

**Name: 190728M1_71, Date: 29-Jul-2019, Time: 03:29:08, ID: IPA, Description: IPA**

| | # | Name | ID | Area | %Rec | Area Out |
|---|---|---|---|---|---|---|
| 1 | 1 | 13C4-PFBA | IPA | | | NO |
| 2 | 2 | 13C5-PFHxA | IPA | | | NO |
| 3 | 3 | 18O2-PFHxS | IPA | | | NO |
| 4 | 4 | 13C8-PFOA | IPA | | | NO |
| 5 | 5 | 13C9-PFNA | IPA | | | NO |
| 6 | 6 | 13C4-PFOS | IPA | | | NO |
| 7 | 7 | 13C6-PFDA | IPA | | | NO |
| 8 | 8 | 13C7-PFUdA | IPA | | | NO |

Vista Analytical Laboratory

Dataset: Untitled

Last Altered: Sunday, July 28, 2019 20:05:33 Pacific Daylight Time
Printed: Sunday, July 28, 2019 20:05:39 Pacific Daylight Time

**Name: 190728M1_14, Date: 28-Jul-2019, Time: 17:24:45, ID: IB, Description: IB**

| | # | Name | Trace | Area | IS Area | wt/vol | RT | Response | Conc. | %Rec | Recovery ... | Ion Ratio | Ratio Out? |
|---|---|---|---|---|---|---|---|---|---|---|---|---|---|
| 1 | 1 | PFBA | 213.0 > 168.8 | 11.920 | 10617.201 | 1.00 | 1.09 | 0.014 | 0.0 | | NO | | |
| 2 | 2 | PFPrS | 248.9 > 79.9 | | 2108.683 | 1.00 | | | | | NO | | |
| 3 | 3 | 3:3 FTCA | 240.9 > 176.9 | | 16544.438 | 1.00 | | | | | NO | | |
| 4 | 4 | PFPeA | 263.1 > 218.9 | 25.508 | 16544.438 | 1.00 | 2.05 | 0.019 | 0.0 | | NO | | |
| 5 | 5 | PFBS | 299.0 > 79.7 | | 2108.683 | 1.00 | | | | | NO | | |
| 6 | 6 | 4:2 FTS | 327.0 > 306.9 | 5.777 | 3474.807 | 1.00 | 2.80 | 0.021 | | | NO | | |
| 7 | 47 | 13C3-PFBA | 216.1 > 171.8 | 10617.201 | 14528.914 | 1.00 | 1.09 | 9.135 | 12.4 | 98.9 | NO | | |
| 8 | 49 | 13C3-PFBS | 302.0 > 98.8 | 2108.683 | 1965.715 | 1.00 | 2.37 | 13.409 | 12.0 | 95.9 | NO | | |
| 9 | 48 | 13C3-PFPeA | 266.0 > 221.8 | 16544.438 | 32602.418 | 1.00 | 2.06 | 6.343 | 12.2 | 97.8 | NO | | |
| 10 | 48 | 13C3-PFPeA | 266.0 > 221.8 | 16544.438 | 32602.418 | 1.00 | 2.06 | 6.343 | 12.2 | 97.8 | NO | | |
| 11 | 49 | 13C3-PFBS | 302.0 > 98.8 | 2108.683 | 1965.715 | 1.00 | 2.37 | 13.409 | 12.0 | 95.9 | NO | | |
| 12 | 51 | 13C2-4:2 FTS | 329.0 >79.9 | 3474.807 | 1965.715 | 1.00 | 2.80 | 22.096 | 13.0 | 103.6 | NO | | |
| 13 | -1 | | | | | | | | | | | | |
| 14 | 7 | PFHxA | 313.0 > 269.0 | 37.387 | 12469.798 | 1.00 | 2.90 | 0.015 | | | NO | | |
| 15 | 8 | PFPeS | 349.1>80.1 | | 2108.683 | 1.00 | | | | | NO | | |
| 16 | 9 | HFPO-DA | 285.1 > 168.9 | | 1885.727 | 1.00 | | | | | NO | | |
| 17 | 10 | 5:3 FTCA | 340.9 > 236.9 | | 14618.015 | 1.00 | | | | | NO | | |
| 18 | 11 | PFHpA | 363.0 > 318.9 | 24.477 | 14618.015 | 1.00 | 3.44 | 0.021 | 0.0 | | NO | | |
| 19 | 12 | ADONA | 376.8 > 250.9 | 125.066 | 14618.015 | 1.00 | 3.53 | 0.107 | 0.1 | | NO | 3.994 | NO |
| 20 | 52 | 13C2-PFHxA | 315.0 > 270.0 | 12469.798 | 32602.418 | 1.00 | 2.89 | 4.781 | 4.9 | 97.9 | NO | | |
| 21 | 49 | 13C3-PFBS | 302.0 > 98.8 | 2108.683 | 1965.715 | 1.00 | 2.37 | 13.409 | 12.0 | 95.9 | NO | | |
| 22 | 50 | 13C3-HFPO-DA | 287.0 > 168.9 | 1885.727 | 32602.418 | 1.00 | 3.09 | 0.723 | 5.1 | 102.1 | NO | | |
| 23 | 53 | 13C4-PFHpA | 367.2 > 321.8 | 14618.015 | 32602.418 | 1.00 | 3.51 | 5.605 | 12.4 | 99.0 | NO | | |
| 24 | 53 | 13C4-PFHpA | 367.2 > 321.8 | 14618.015 | 32602.418 | 1.00 | 3.51 | 5.605 | 12.4 | 99.0 | NO | | |
| 25 | 53 | 13C4-PFHpA | 367.2 > 321.8 | 14618.015 | 32602.418 | 1.00 | 3.51 | 5.605 | 12.4 | 99.0 | NO | | |
| 26 | -1 | | | | | | | | | | | | |
| 27 | 13 | L-PFHxS | 398.9 > 79.6 | | 3969.553 | 1.00 | | | | | NO | | |
| 28 | 15 | 6:2 FTS | 427.0 > 406.9 | 17.675 | 2693.106 | 1.00 | 3.90 | 0.082 | | | NO | 2.104 | NO |
| 29 | 16 | L-PFOA | 412.8 > 368.9 | 130.967 | 25083.662 | 1.00 | 4.05 | 0.065 | | | NO | 4.472 | NO |
| 30 | 18 | PFecHS | 460.8 > 381.0 | 28.173 | 25083.662 | 1.00 | 3.98 | 0.014 | 0.1 | | NO | 2.928 | YES |
| 31 | 19 | PFHpS | 449.0 > 80.0 | 5.875 | 4597.516 | 1.00 | 4.10 | 0.016 | 0.1 | | NO | | |
| 32 | 20 | 7:3 FTCA | 440.9 > 336.9 | | 27756.051 | 1.00 | | | | | NO | | |
| 33 | 54 | 13C3-PFHxS | 401.8 > 79.9 | 3969.553 | 1965.715 | 1.00 | 3.67 | 25.242 | 12.2 | 97.7 | NO | | |
| 34 | 55 | 13C2-6:2 FTS | 429.0 >79.9 | 2693.106 | 4916.683 | 1.00 | 3.99 | 6.847 | 12.8 | 102.0 | NO | | |
| 35 | 58 | 13C2-PFOA | 414.9 > 369.7 | 25083.662 | 38316.180 | 1.00 | 4.05 | 8.183 | 12.0 | 96.3 | NO | | |
| 36 | 58 | 13C2-PFOA | 414.9 > 369.7 | 25083.662 | 38316.180 | 1.00 | 4.05 | 8.183 | 12.0 | 96.3 | NO | | |


GM 7/28/2019

Dataset: Untitled

Last Altered: Sunday, July 28, 2019 20:05:33 Pacific Daylight Time
Printed: Sunday, July 28, 2019 20:05:39 Pacific Daylight Time

**Name: 190728M1_14, Date: 28-Jul-2019, Time: 17:24:45, ID: IB, Description: IB**

| | # | Name | Trace | Area | IS Area | wt/vol | RT | Response | Conc. | %Rec | Recovery ... | Ion Ratio | Ratio Out? |
|---|---|---|---|---|---|---|---|---|---|---|---|---|---|
| 37 | 59 | 13C8-PFOS | 507.0 > 79.9 | 4597.516 | 4916.683 | 1.00 | 4.60 | 11.689 | 12.0 | 95.9 | NO | | |
| 38 | 56 | 13C5-PFNA | 468.2 > 422.9 | 27756.051 | 27207.299 | 1.00 | 4.50 | 12.752 | 12.8 | 102.8 | NO | | |
| 39 | -1 | | | | | | | | | | | | |
| 40 | 21 | PFNA | 463.0 > 418.8 | 88.781 | 27756.051 | 1.00 | 4.44 | 0.040 | 0.0 | | NO | 3.953 | NO |
| 41 | 22 | PFOSA | 497.9 > 77.9 | 47.239 | 8837.266 | 1.00 | 4.57 | 0.067 | | | NO | | |
| 42 | 23 | L-PFOS | 498.9 > 79.9 | | 4597.516 | 1.00 | | | | | NO | | |
| 43 | 25 | 9Cl-PF30NS | 530.7 > 350.8 | 13.607 | 4597.516 | 1.00 | 4.76 | 0.037 | 0.0 | | NO | 0.308 | YES |
| 44 | 26 | PFDA | 513 > 468.8 | 112.383 | 28572.066 | 1.00 | 4.83 | 0.049 | | | NO | 10.055 | YES |
| 45 | 27 | 8:2 FTS | 527.0 > 506.9 | 20.838 | 2887.463 | 1.00 | 4.78 | 0.090 | 0.1 | | NO | | |
| 46 | 56 | 13C5-PFNA | 468.2 > 422.9 | 27756.051 | 27207.299 | 1.00 | 4.50 | 12.752 | 12.8 | 102.8 | NO | | |
| 47 | 57 | 13C8-PFOSA | 506.1 > 77.7 | 8837.266 | 42676.637 | 1.00 | 4.56 | 2.588 | 12.2 | 97.8 | NO | | |
| 48 | 59 | 13C8-PFOS | 507.0 > 79.9 | 4597.516 | 4916.683 | 1.00 | 4.60 | 11.689 | 12.0 | 95.9 | NO | | |
| 49 | 59 | 13C8-PFOS | 507.0 > 79.9 | 4597.516 | 4916.683 | 1.00 | 4.60 | 11.689 | 12.0 | 95.9 | NO | | |
| 50 | 60 | 13C2-PFDA | 515.1 > 469.9 | 28572.066 | 35810.926 | 1.00 | 4.89 | 9.973 | 12.1 | 96.8 | NO | | |
| 51 | 61 | 13C2-8:2 FTS | 529 > 79.9 | 2887.463 | 4916.683 | 1.00 | 4.86 | 7.341 | 13.1 | 104.5 | NO | | |
| 52 | -1 | | | | | | | | | | | | |
| 53 | 28 | PFNS | 549.1 > 80.1 | 20.328 | 4597.516 | 1.00 | 4.90 | 0.055 | 0.2 | | NO | 3.667 | YES |
| 54 | 29 | L-MeFOSAA | 570 > 419 | | 6798.291 | 1.00 | | | | | NO | | |
| 55 | 31 | L-EtFOSAA | 584.1 > 419 | 12.413 | 9146.187 | 1.00 | 5.16 | 0.017 | 0.0 | | NO | | |
| 56 | 33 | PFUdA | 563.0 > 518.9 | 114.945 | 37770.227 | 1.00 | 5.22 | 0.038 | | | NO | 5.966 | NO |
| 57 | 34 | PFDS | 598.8 > 79.9 | | 2887.463 | 1.00 | | | | | NO | | |
| 58 | 35 | 11Cl-PF30UdS | 632.6 > 452.7 | | 35781.020 | 1.00 | | | | | NO | | |
| 59 | 59 | 13C8-PFOS | 507.0 > 79.9 | 4597.516 | 4916.683 | 1.00 | 4.60 | 11.689 | 12.0 | 95.9 | NO | | |
| 60 | 62 | d3-N-MeFOSAA | 573.3 > 419 | 6798.291 | 42676.637 | 1.00 | 5.05 | 1.991 | 11.1 | 88.9 | NO | | |
| 61 | 64 | d5-N-EtFOSAA | 589.3 > 419 | 9146.187 | 42676.637 | 1.00 | 5.21 | 2.679 | 12.1 | 96.6 | NO | | |
| 62 | 63 | 13C2-PFUdA | 565 > 519.8 | 37770.227 | 42676.637 | 1.00 | 5.23 | 11.063 | 12.4 | 99.3 | NO | | |
| 63 | 61 | 13C2-8:2 FTS | 529 > 79.9 | 2887.463 | 4916.683 | 1.00 | 4.86 | 7.341 | 13.1 | 104.5 | NO | | |
| 64 | 65 | 13C2-PFDoA | 614.7 > 569.7 | 35781.020 | 35810.926 | 1.00 | 5.52 | 12.490 | 12.0 | 95.7 | NO | | |
| 65 | -1 | | | | | | | | | | | | |
| 66 | 36 | 10:2 FTS | 627.0 > 606.9 | 11.087 | 2887.463 | 1.00 | 5.45 | 0.048 | | | NO | 0.961 | NO |
| 67 | 37 | PFDoA | 612.9 > 569.0 | 587.754 | 35781.020 | 1.00 | 5.71 | 0.205 | 0.2 | | NO | | |
| 68 | 38 | N-MeFOSA | 512.1 > 168.9 | 5.962 | 18132.271 | 1.00 | 5.58 | 0.049 | | | NO | 0.580 | YES |
| 69 | 39 | PFTrDA | 662.9 > 618.9 | 92.405 | 35781.020 | 1.00 | 5.72 | 0.032 | 0.0 | | NO | | |
| 70 | 40 | PFDoS | 698.8 > 79.9 | 9.192 | 26061.092 | 1.00 | 5.75 | 0.004 | 0.1 | | NO | | |
| 71 | 41 | PFTeDA | 713.0 > 669.0 | 98.357 | 26061.092 | 1.00 | 5.95 | 0.047 | | | NO | | |
| 72 | 65 | 13C2-PFDoA | 614.7 > 569.7 | 35781.020 | 35810.926 | 1.00 | 5.52 | 12.490 | 12.0 | 95.7 | NO | | |

Dataset: Untitled

Last Altered: Sunday, July 28, 2019 20:05:33 Pacific Daylight Time
Printed: Sunday, July 28, 2019 20:05:39 Pacific Daylight Time

**Name: 190728M1_14, Date: 28-Jul-2019, Time: 17:24:45, ID: IB, Description: IB**

| | # | Name | Trace | Area | IS Area | wt/vol | RT | Response | Conc. | %Rec | Recovery ... | Ion Ratio | Ratio Out? |
|---|---|---|---|---|---|---|---|---|---|---|---|---|---|
| 73 | 65 | 13C2-PFDoA | 614.7 > 569.7 | 35781.020 | 35810.926 | 1.00 | 5.52 | 12.490 | 12.0 | 95.7 | NO | | |
| 74 | 66 | d3-N-MeFOSA | 515.2 > 168.9 | 18132.271 | 42676.637 | 1.00 | 5.70 | 5.311 | 134.6 | 89.8 | NO | | |
| 75 | 65 | 13C2-PFDoA | 614.7 > 569.7 | 35781.020 | 35810.926 | 1.00 | 5.52 | 12.490 | 12.0 | 95.7 | NO | | |
| 76 | 67 | 13C2-PFTeDA | 715.1 > 669.7 | 26061.092 | 42676.637 | 1.00 | 6.00 | 7.633 | 12.0 | 96.1 | NO | | |
| 77 | 67 | 13C2-PFTeDA | 715.1 > 669.7 | 26061.092 | 42676.637 | 1.00 | 6.00 | 7.633 | 12.0 | 96.1 | NO | | |
| 78 | -1 | | | | | | | | | | | | |
| 79 | 42 | N-EtFOSA | 526.1 > 168.9 | 37.564 | 22878.332 | 1.00 | 6.07 | 0.246 | 0.5 | | NO | 5.835 | YES |
| 80 | 43 | PFHxDA | 813.1 > 768.6 | 162.282 | 12491.700 | 1.00 | 6.37 | 0.065 | 0.0 | | NO | | |
| 81 | 44 | PFODA | 913.1 > 868.8 | 87.098 | 12491.700 | 1.00 | 6.63 | 0.035 | | | NO | | |
| 82 | 45 | N-MeFOSE | 616.1 > 58.9 | | 15857.995 | 1.00 | | | | | NO | | |
| 83 | 46 | N-EtFOSE | 630.1 > 58.9 | 14.022 | 16660.340 | 1.00 | 6.51 | 0.126 | 0.1 | | NO | | |
| 84 | 72 | 13C4-PFBA | 217.0 > 172.0 | 14528.914 | 14528.914 | 1.00 | 1.08 | 12.500 | 12.5 | 100.0 | NO | | |
| 85 | 68 | d5-N-ETFOSA | 531.1 > 168.9 | 22878.332 | 42676.637 | 1.00 | 6.15 | 6.701 | 146.0 | 97.3 | NO | | |
| 86 | 69 | 13C2-PFHxDA | 815 > 769.7 | 12491.700 | 42676.637 | 1.00 | 6.37 | 3.659 | 4.6 | 91.3 | NO | | |
| 87 | 69 | 13C2-PFHxDA | 815 > 769.7 | 12491.700 | 42676.637 | 1.00 | 6.37 | 3.659 | 4.6 | 91.3 | NO | | |
| 88 | 70 | d7-N-MeFOSE | 623.1 > 58.9 | 15857.995 | 42676.637 | 1.00 | 6.34 | 4.645 | 134.2 | 89.4 | NO | | |
| 89 | 71 | d9-N-EtFOSE | 639.2 > 58.8 | 16660.340 | 42676.637 | 1.00 | 6.49 | 4.880 | 137.1 | 91.4 | NO | | |
| 90 | 73 | 13C5-PFHxA | 318.0 > 272.9 | 32602.418 | 32602.418 | 1.00 | 2.89 | 12.500 | 12.5 | 100.0 | NO | | |
| 91 | -1 | | | | | | | | | | | | |
| 92 | 75 | 13C8-PFOA | 420.9 > 376.0 | 38316.180 | 38316.180 | 1.00 | 4.05 | 12.500 | 12.5 | 100.0 | NO | | |
| 93 | 74 | 18O2-PFHxS | 403.0 > 102.6 | 1965.715 | 1965.715 | 1.00 | 3.67 | 12.500 | 12.5 | 100.0 | NO | | |
| 94 | 76 | 13C9-PFNA | 472.2 > 426.9 | 27207.299 | 27207.299 | 1.00 | 4.50 | 12.500 | 12.5 | 100.0 | NO | | |
| 95 | 77 | 13C4-PFOS | 503 > 79.9 | 4916.683 | 4916.683 | 1.00 | 4.60 | 12.500 | 12.5 | 100.0 | NO | | |
| 96 | 78 | 13C6-PFDA | 519.1 > 473.7 | 35810.926 | 35810.926 | 1.00 | 4.89 | 12.500 | 12.5 | 100.0 | NO | | |
| 97 | 79 | 13C7-PFUdA | 570.1 > 524.8 | 42676.637 | 42676.637 | 1.00 | 5.23 | 12.500 | 12.5 | 100.0 | NO | | |

Vista Analytical Laboratory

Dataset: Untitled

Last Altered: Sunday, July 28, 2019 20:05:33 Pacific Daylight Time
Printed: Sunday, July 28, 2019 20:05:39 Pacific Daylight Time

**Method: F:\Projects\PFAS.PRO\MethDB\PFAS_FULL_80C_072819.mdb 28 Jul 2019 19:34:01**
**Calibration: F:\Projects\PFAS.PRO\CurveDB\C18_VAL-PFAS_Q4_07-28-19.cdb 28 Jul 2019 19:54:16**

**Name: 190728M1_14, Date: 28-Jul-2019, Time: 17:24:45, ID: IB, Description: IB**

**PFBA**

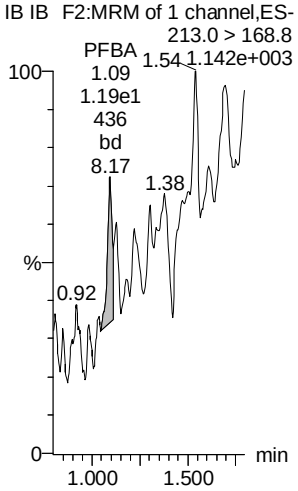


**PFPrS**

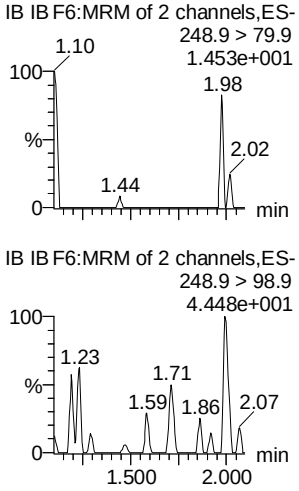


**3:3 FTCA**

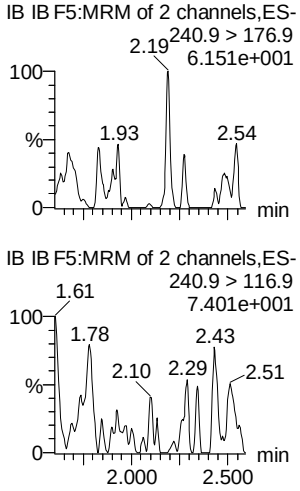


**PFPeA**

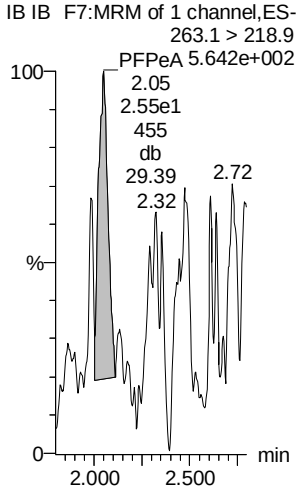


**PFBS**

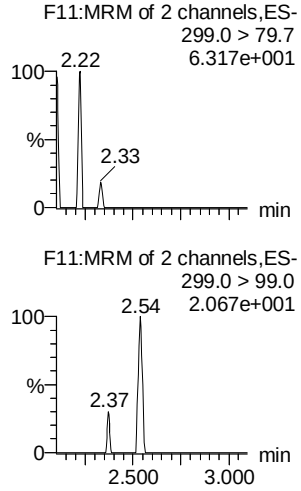


**4:2 FTS**

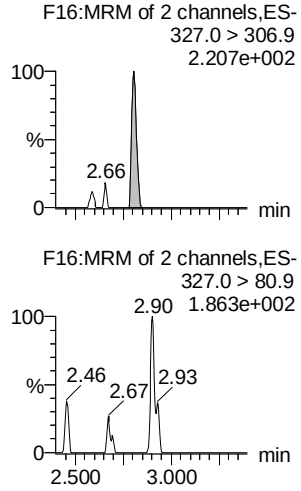


**13C3-PFBA**

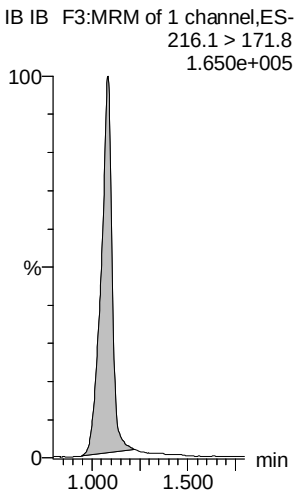


**13C3-PFBS**

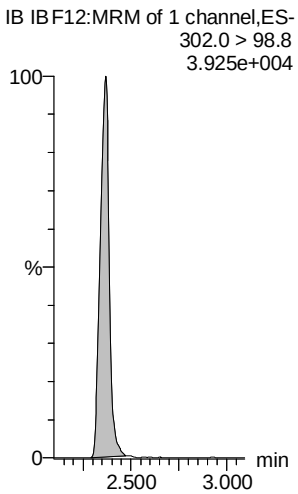


**13C3-PFPeA**

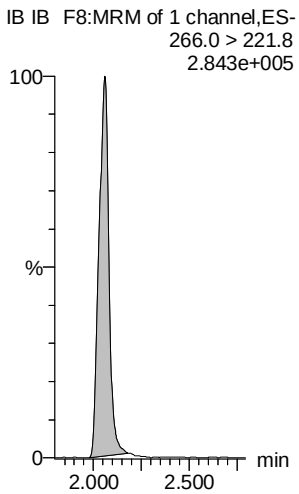


**13C3-PFPeA**

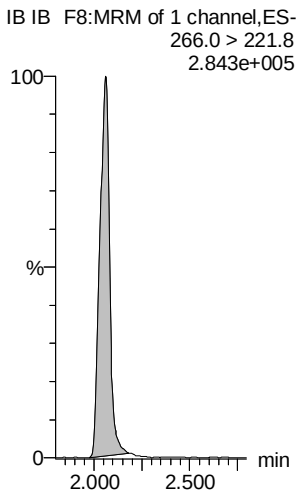


**13C3-PFBS**

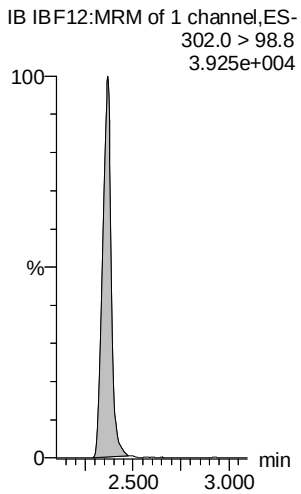


**13C2-4:2 FTS**

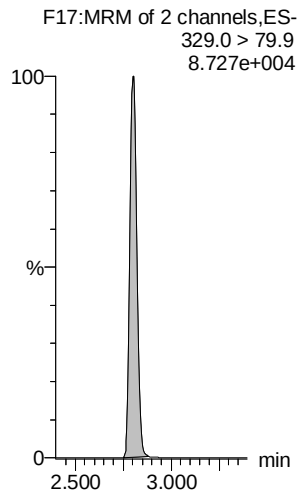

Dataset: Untitled

Last Altered: Sunday, July 28, 2019 20:05:33 Pacific Daylight Time
Printed: Sunday, July 28, 2019 20:05:39 Pacific Daylight Time

**Name: 190728M1_14, Date: 28-Jul-2019, Time: 17:24:45, ID: IB, Description: IB**

**PFHxA**

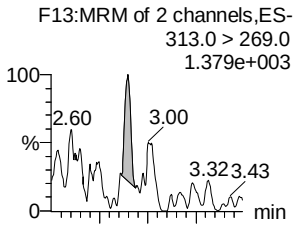


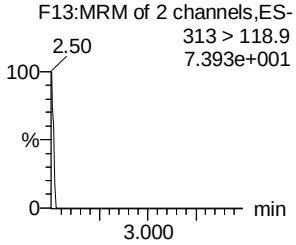


**PFPeS**

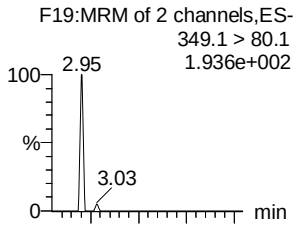


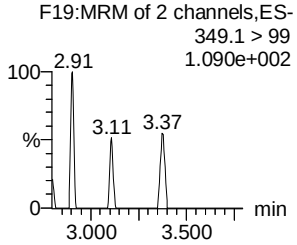


**HFPO-DA**

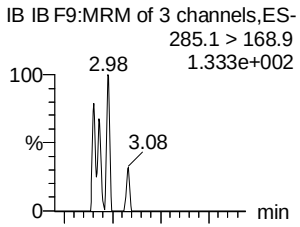


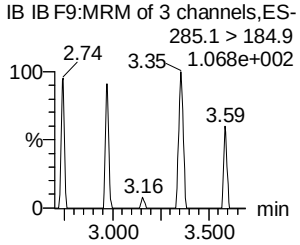


**5:3 FTCA**

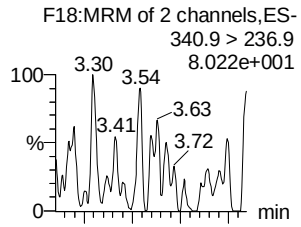


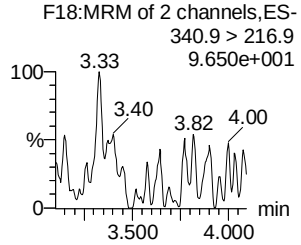


**PFHpA**

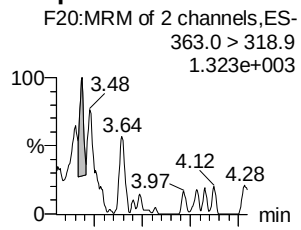


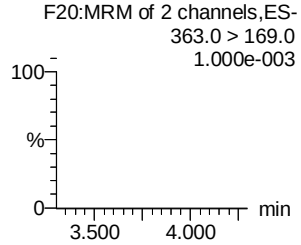


**ADONA**

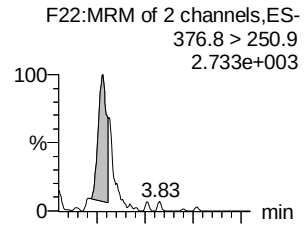


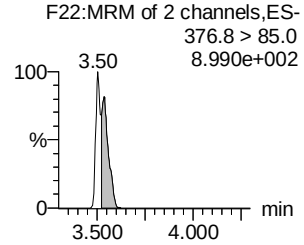


**13C2-PFHxA**

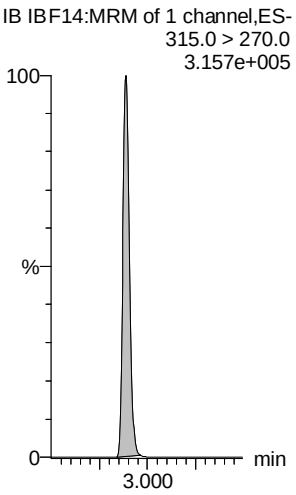


**13C3-PFBS**

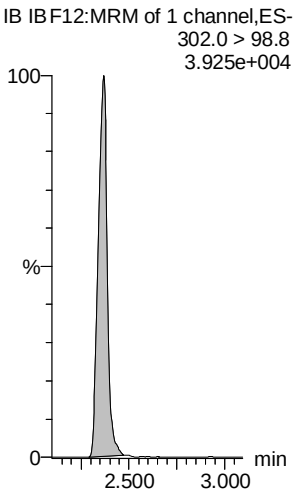


**13C3-HFPO-DA**

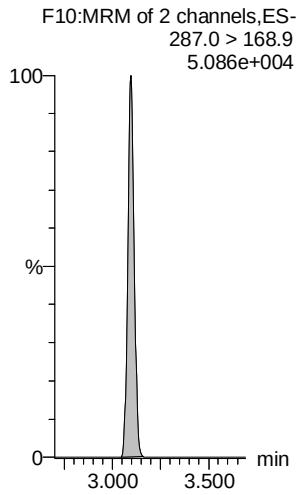


**13C4-PFHpA**

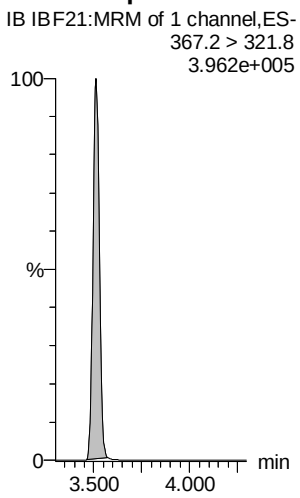


**13C4-PFHpA**

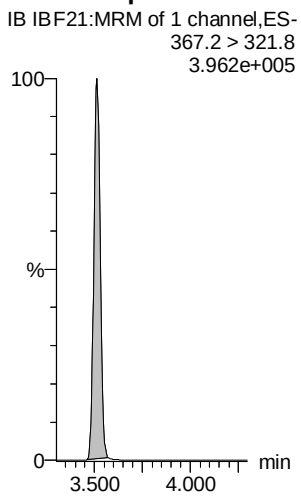


**13C4-PFHpA**

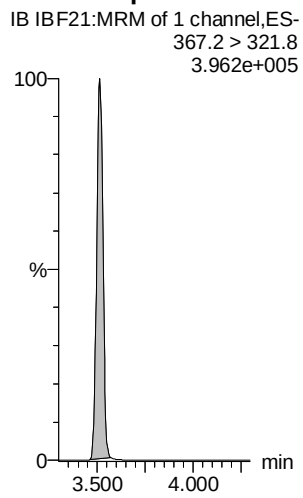

Dataset: Untitled

Last Altered: Sunday, July 28, 2019 20:05:33 Pacific Daylight Time
Printed: Sunday, July 28, 2019 20:05:39 Pacific Daylight Time

**Name: 190728M1_14, Date: 28-Jul-2019, Time: 17:24:45, ID: IB, Description: IB**

**L-PFHxS**

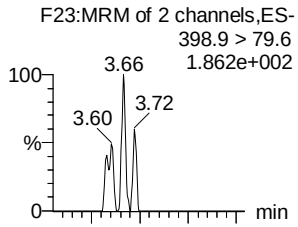


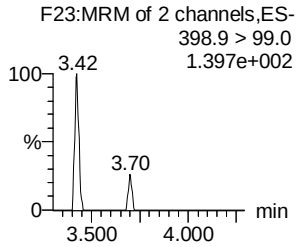


**6:2 FTS**

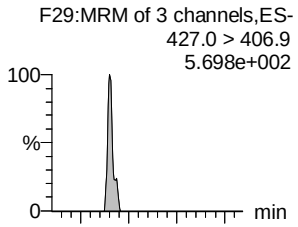


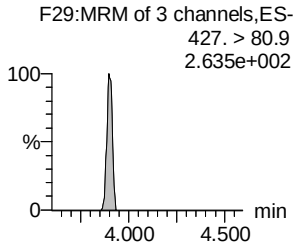


**L-PFOA**

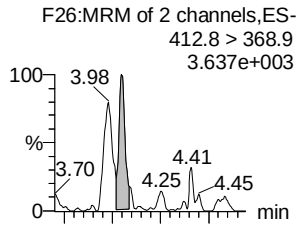


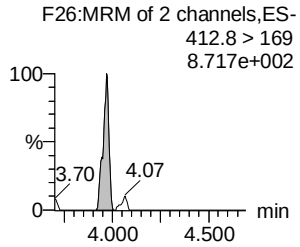


**PFEChS**

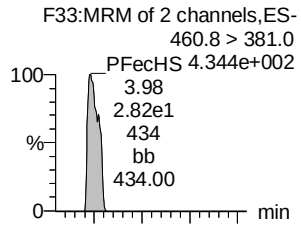


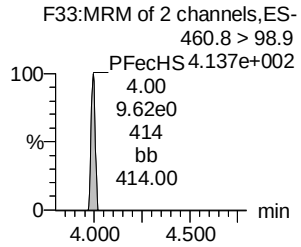


**PFHpS**

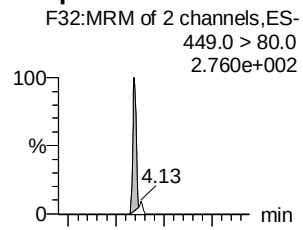


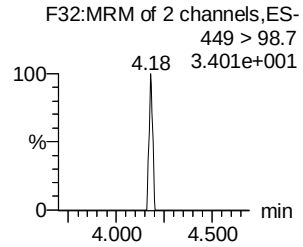


**7:3 FTCA**

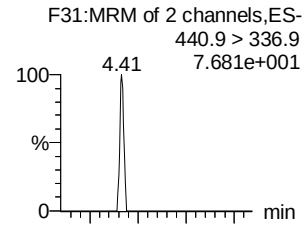


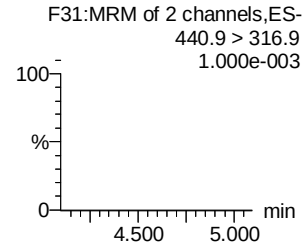


**13C3-PFHxS**

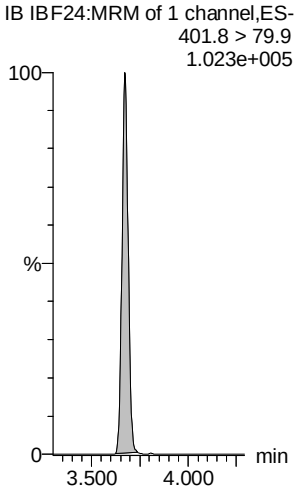


**13C2-6:2 FTS**

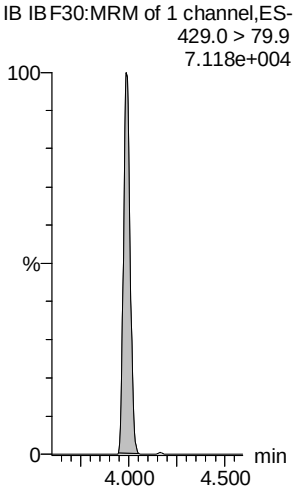


**13C2-PFOA**

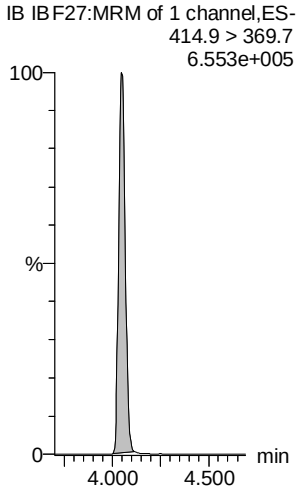


**13C2-PFOA**

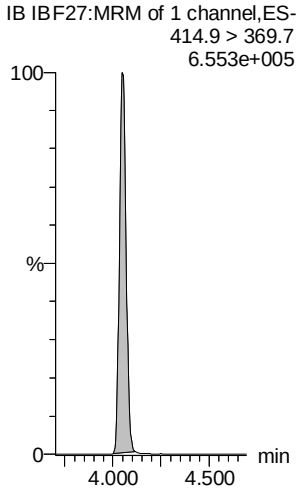


**13C8-PFOS**

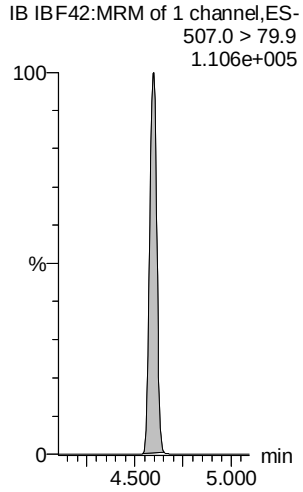


**13C5-PFNA**

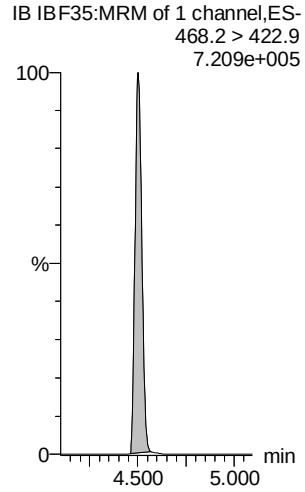

Vista Analytical Laboratory

Dataset: Untitled

Last Altered: Sunday, July 28, 2019 20:05:33 Pacific Daylight Time
Printed: Sunday, July 28, 2019 20:05:39 Pacific Daylight Time

**Name: 190728M1_14, Date: 28-Jul-2019, Time: 17:24:45, ID: IB, Description: IB**

**PFNA**

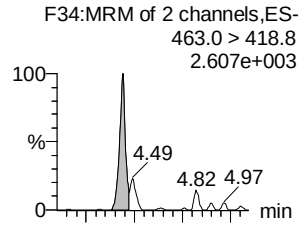


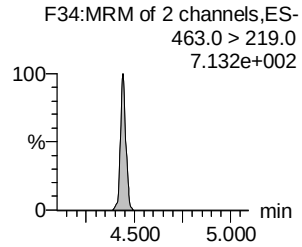


**PFOSA**

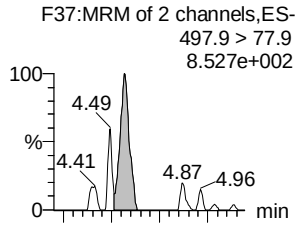


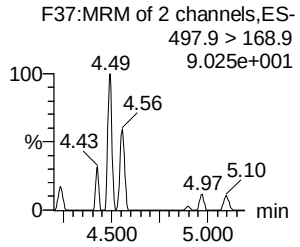


**L-PFOS**

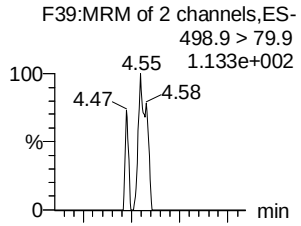


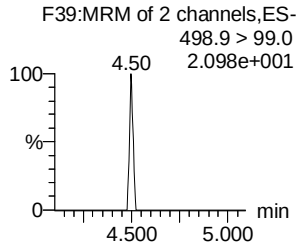


**9Cl-PF30NS**

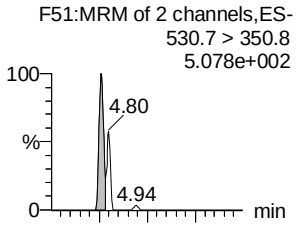


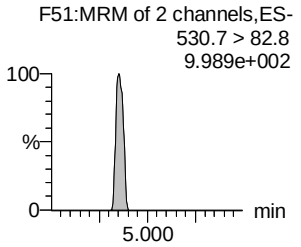


**PFDA**

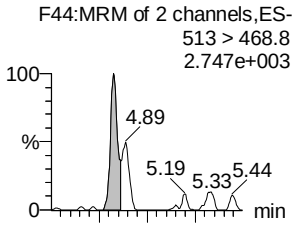


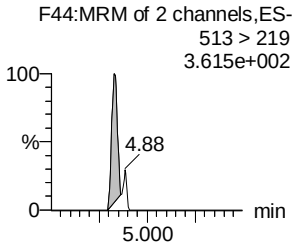


**8:2 FTS**

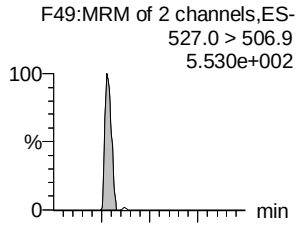


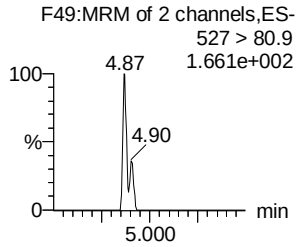


**13C5-PFNA**

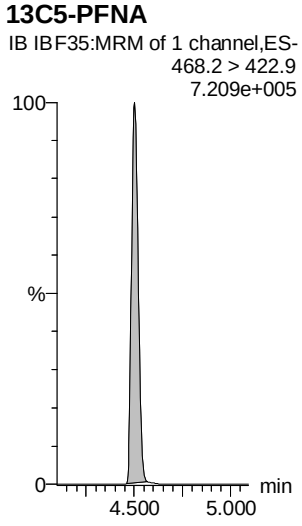


**13C8-PFOSA**

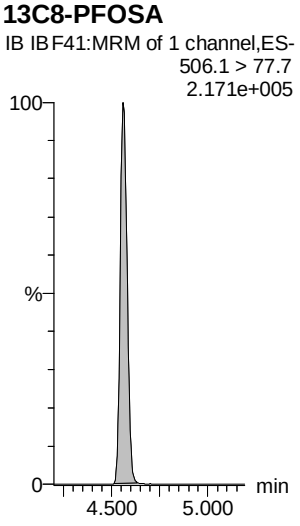


**13C8-PFOS**

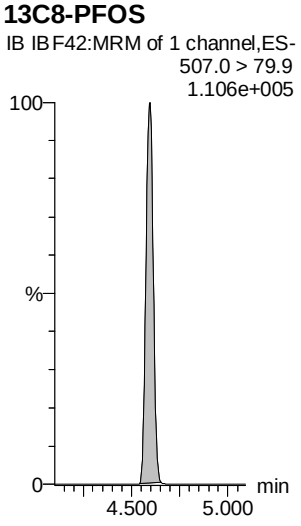


**13C8-PFOS**

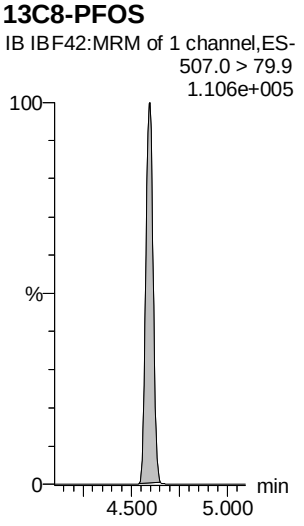


**13C2-PFDA**

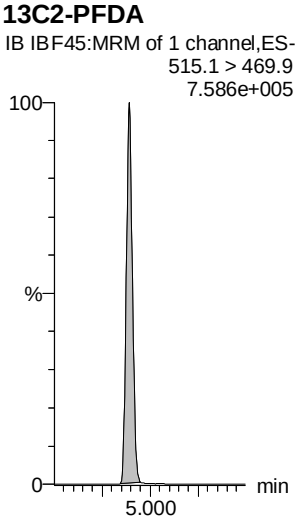


**13C2-8:2 FTS**

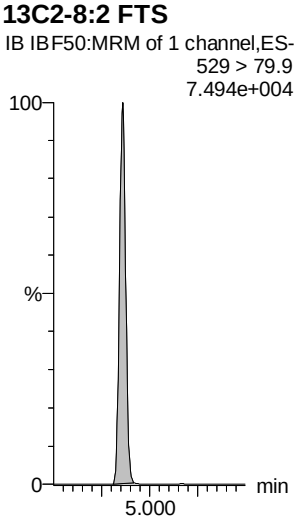

Dataset: Untitled

Last Altered: Sunday, July 28, 2019 20:05:33 Pacific Daylight Time
Printed: Sunday, July 28, 2019 20:05:39 Pacific Daylight Time

**Name: 190728M1_14, Date: 28-Jul-2019, Time: 17:24:45, ID: IB, Description: IB**

**PFNS**

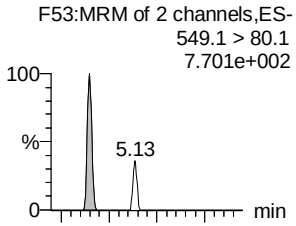


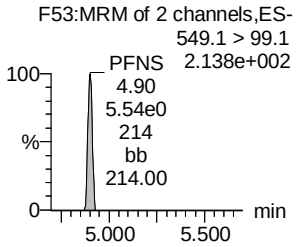


**L-MeFOSAA**

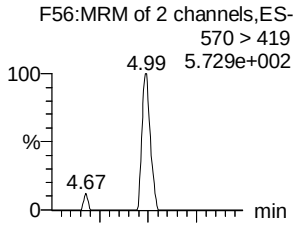


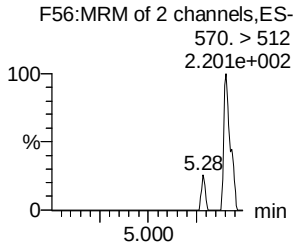


**L-EtFOSAA**

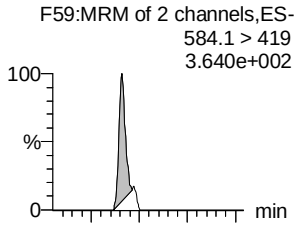


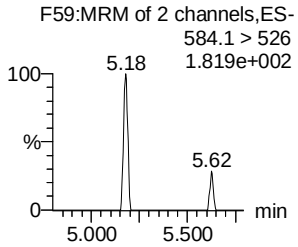


**PFUdA**

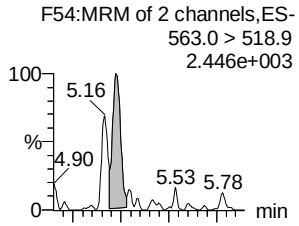


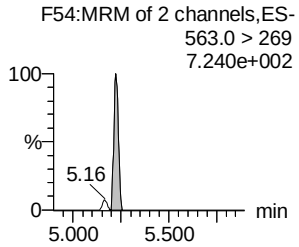


**PFDS**

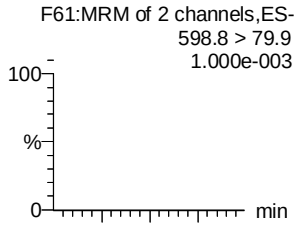


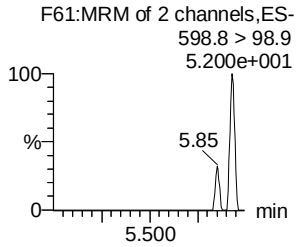


**11Cl-PF30UdS**

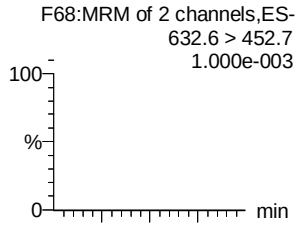


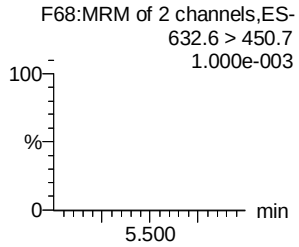


**13C8-PFOS**

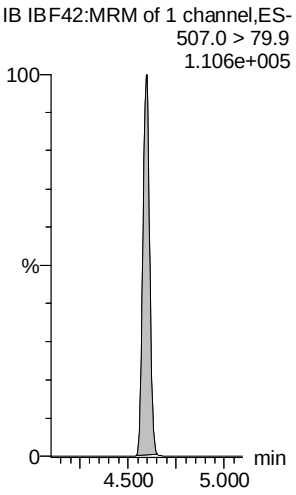


**d3-N-MeFOSAA**

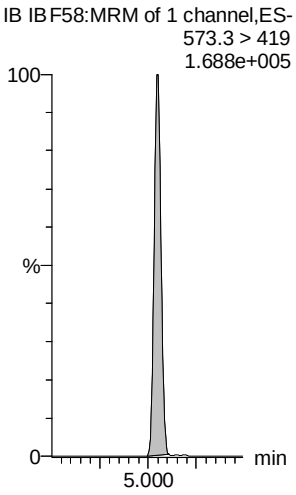


**d5-N-EtFOSAA**

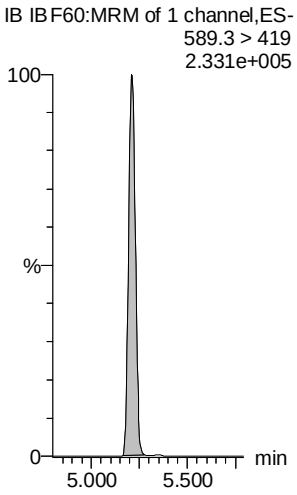


**13C2-PFUdA**

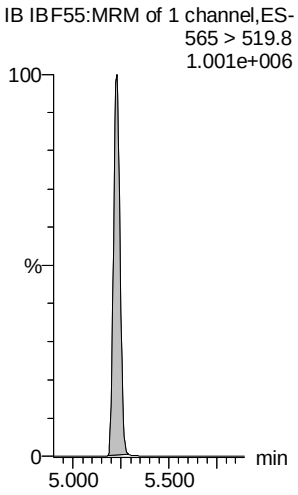


**13C2-8:2 FTS**

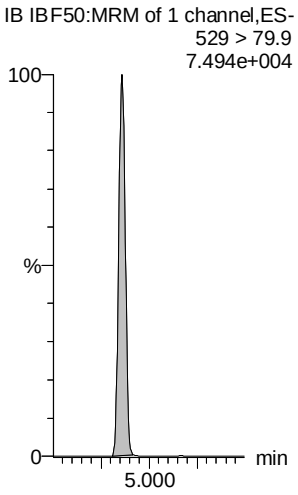


**13C2-PFDoA**

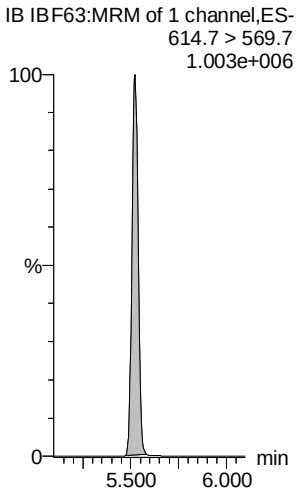

Dataset: Untitled

Last Altered: Sunday, July 28, 2019 20:05:33 Pacific Daylight Time
Printed: Sunday, July 28, 2019 20:05:39 Pacific Daylight Time

**Name: 190728M1_14, Date: 28-Jul-2019, Time: 17:24:45, ID: IB, Description: IB**

**10:2 FTS**

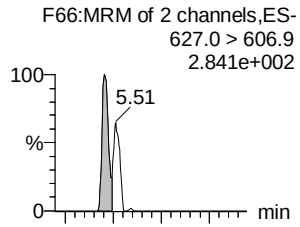


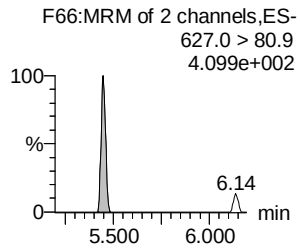


**PFDoA**

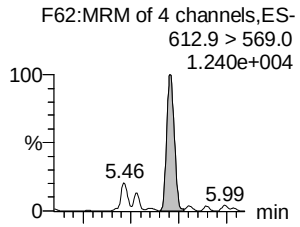


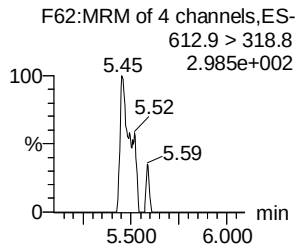


**N-MeFOSA**

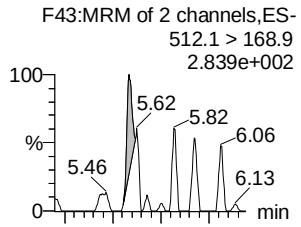


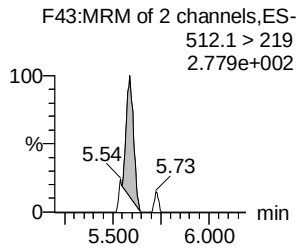


**PFTrDA**

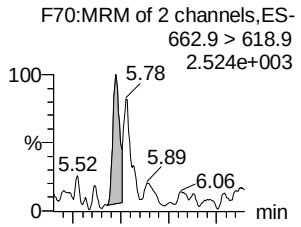


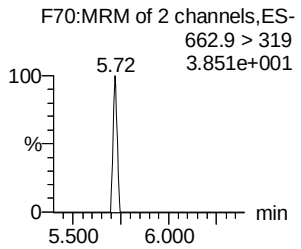


**PFDoS**

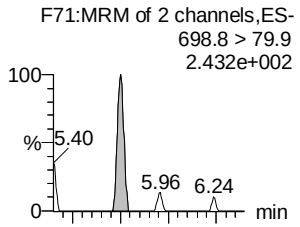


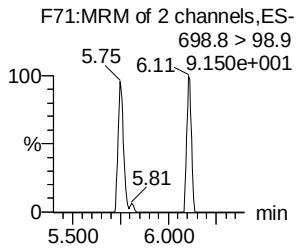


**PFTeDA**

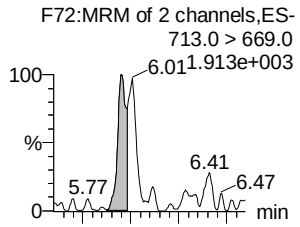


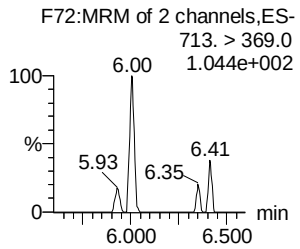


**13C2-PFDoA**

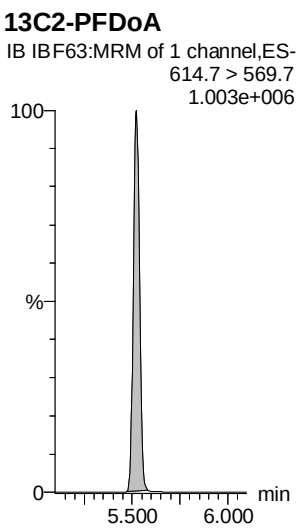


**13C2-PFDoA**

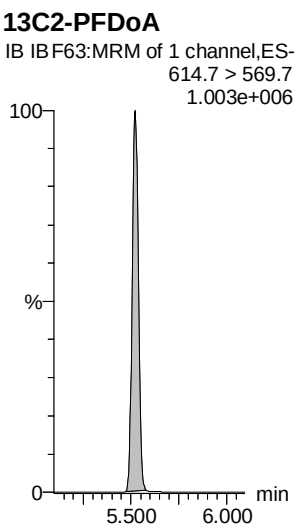


**d3-N-MeFOSA**

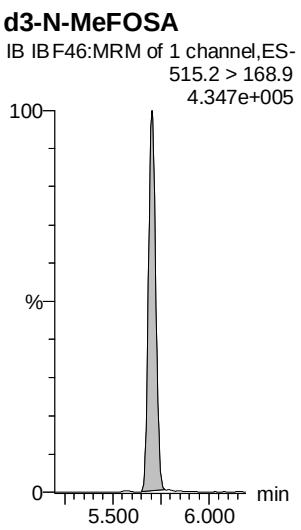


**13C2-PFDoA**

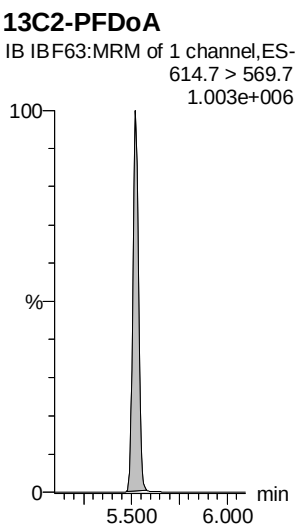


**13C2-PFTeDA**

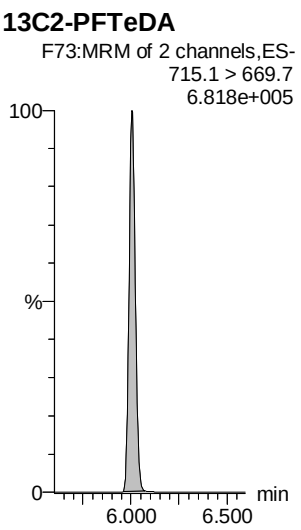


**13C2-PFTeDA**

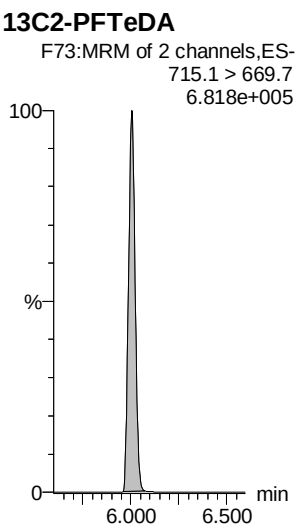

Dataset: Untitled

Last Altered: Sunday, July 28, 2019 20:05:33 Pacific Daylight Time
Printed: Sunday, July 28, 2019 20:05:39 Pacific Daylight Time

**Name: 190728M1_14, Date: 28-Jul-2019, Time: 17:24:45, ID: IB, Description: IB**

**N-EtFOSA**

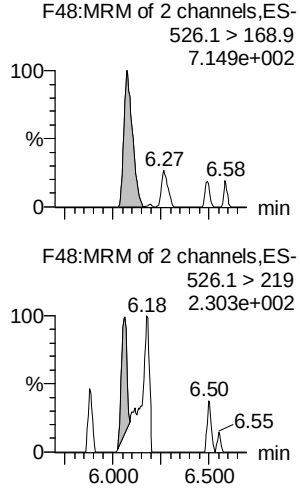


**PFHxDA**

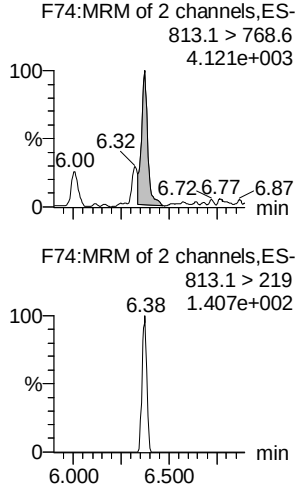


**PFODA**

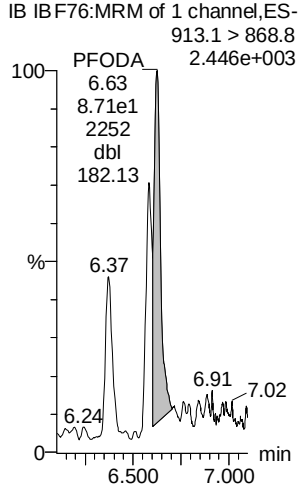


**N-MeFOSE**

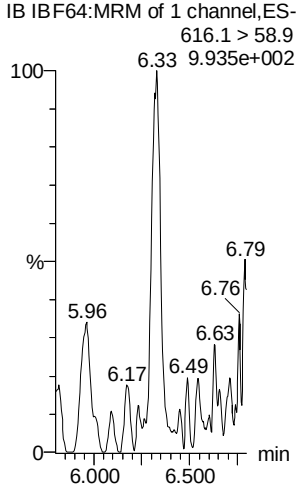


**N-EtFOSE**

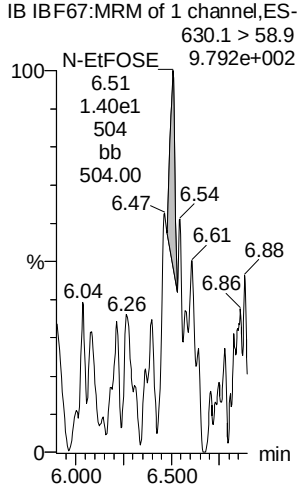


**13C4-PFBA**

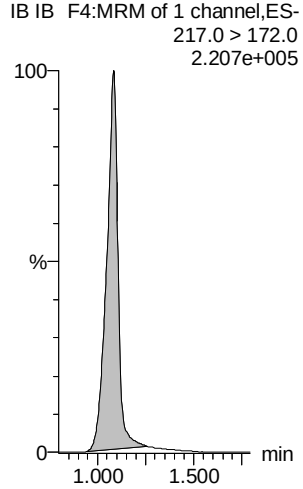


**d5-N-ETFOSA**

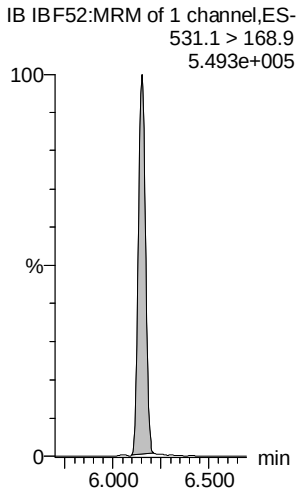


**13C2-PFHxDA**

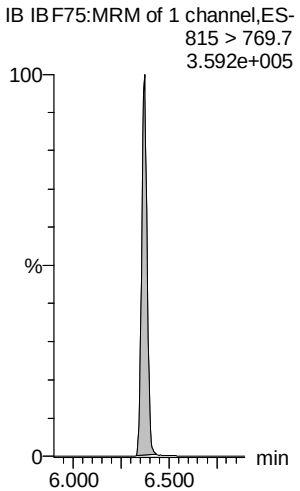


**13C2-PFHxDA**

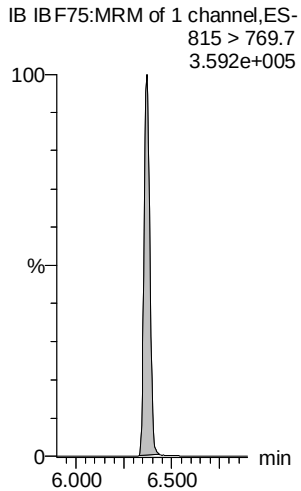


**d7-N-MeFOSE**

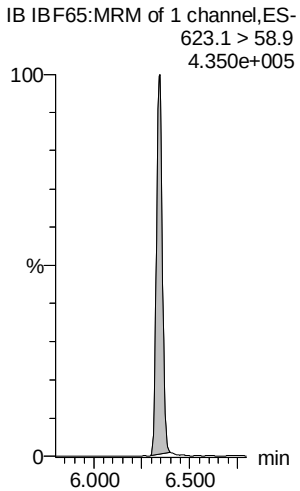


**d9-N-EtFOSE**

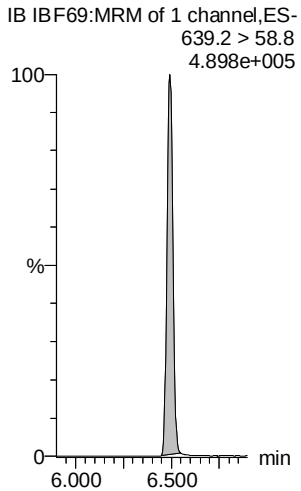


**13C5-PFHxA**

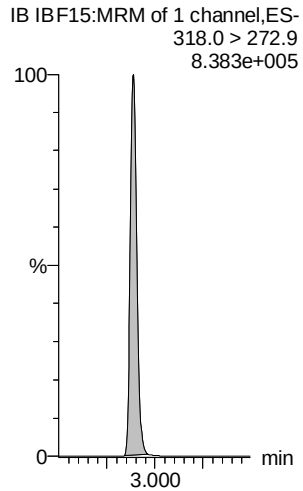

Vista Analytical Laboratory

Dataset: Untitled

Last Altered: Sunday, July 28, 2019 20:05:33 Pacific Daylight Time
Printed: Sunday, July 28, 2019 20:05:39 Pacific Daylight Time

**Name: 190728M1_14, Date: 28-Jul-2019, Time: 17:24:45, ID: IB, Description: IB**

**13C8-PFOA**

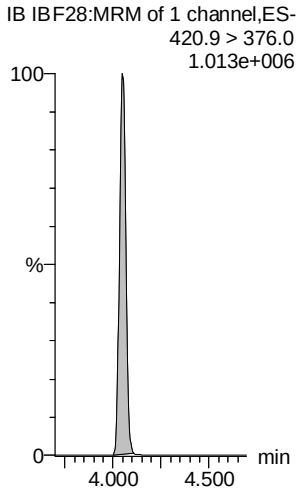


**18O2-PFHxS**

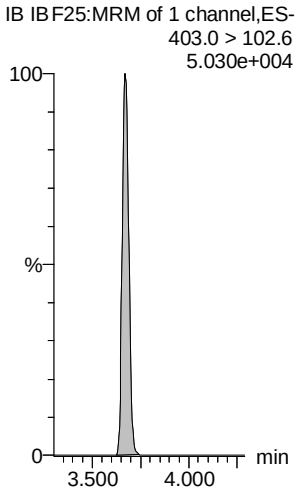


**13C9-PFNA**

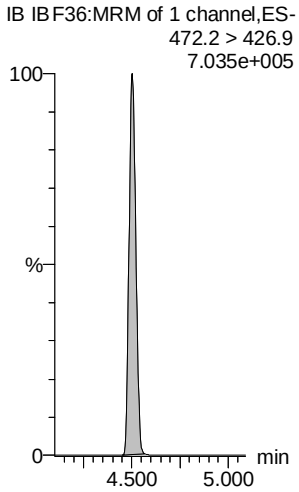


**13C4-PFOS**

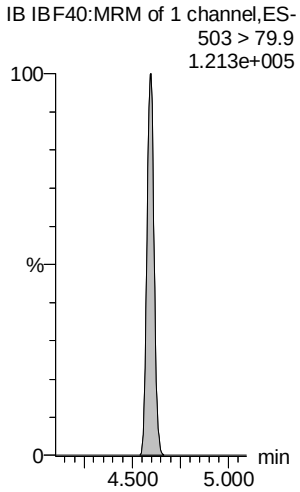


**13C6-PFDA**

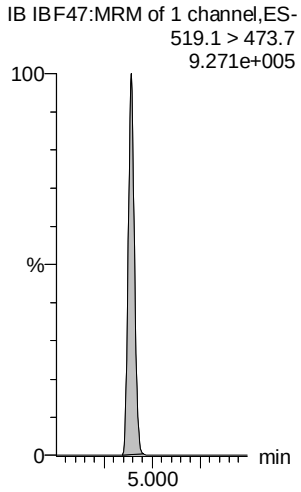


**13C7-PFUdA**

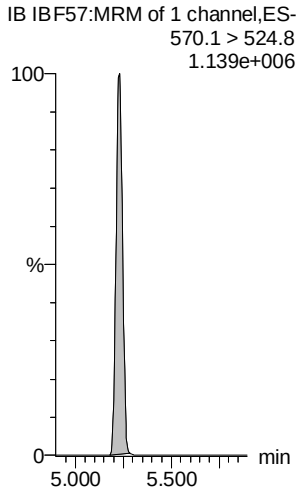

## LC Calibration Standards Review Checklist Q4

| | | | ION Ratio | Concentration | C-Cals Name | Sign Date | Correct I-Cal | Manual Integrations | N/A |
|---|---|---|---|---|---|---|---|---|---|
| Calibration ID: | ST190728M1-11 | L (M) H | ☑ | ☑ | ☑ | ☑ | ☑ | ☑ | ☐ |
| Calibration ID: | -12 | L (M) H | ☑ | ☑ | ☑ | ☑ | ☑ | ☑ | ☐ |
| Calibration ID: | -13 | L (M) H | ☑ | ☑ | ☑ | ☑ | ☑ | ☑ | ☑ |
| Calibration ID: | | L M H | ☐ | ☐ | ☐ | ☐ | ☐ | ☐ | ☐ |
| Calibration ID: | | L M H | ☐ | ☐ | ☐ | ☐ | ☐ | ☐ | ☐ |
| Calibration ID: | | L M H | ☐ N/A Calt 7/29/19 | ☐ | ☐ | ☐ | ☐ | ☐ | ☐ |
| Calibration ID: | | L M H | ☐ | ☐ | ☐ | ☐ | ☐ | ☐ | ☐ |
| Calibration ID: | | L M H | ☐ | ☐ | ☐ | ☐ | ☐ | ☐ | ☐ |
| Calibration ID: | | L M H | ☐ | ☐ | ☐ | ☐ | ☐ | ☐ | ☐ |
| Calibration ID: | | L M H | ☐ | ☐ | ☐ | ☐ | ☐ | ☐ | ☐ |

**Full Mass Cal. Date:** 07/15/19

**Run Log Present:** ☑

**# of Samples per Sequence Checked:** ☑

**Instrument Blank Saved** ☑

**All Branches in Acquisition Window** ☑

**IIS Area Saved** ☑

**Reviewed By:** RK 07/30/19
**Initials/Date**

**Comments:**

Vista Analytical Laboratory

Dataset: F:\Projects\PFAS.PRO\Results\190728M1\190728M1-33.qld

Last Altered: Monday, July 29, 2019 09:12:34 Pacific Daylight Time
Printed: Monday, July 29, 2019 09:28:03 Pacific Daylight Time

RK 07/30/19

**Name: 190728M1_33, Date: 28-Jul-2019, Time: 20:46:07, ID: ST190728M1-11 PFC CS3 19G1106, Description: PFC CS3 19G1106**

| | # | Name | Trace | Area | IS Area | wt/vol | RT | Response | Conc. | %Rec | Recovery ... | Ion Ratio | Ratio Out? |
|---|---|---|---|---|---|---|---|---|---|---|---|---|---|
| 1 | 1 | PFBA | 213.0 > 168.8 | 9732.679 | 9317.599 | 1.00 | 1.09 | 13.057 | 10.7 | 107.3 | NO | | |
| 2 | 2 | PFPrS | 248.9 > 79.9 | 1781.112 | 2006.904 | 1.00 | 1.44 | 11.094 | 8.8 | 88.3 | NO | 2.385 | NO |
| 3 | 3 | 3:3 FTCA | 240.9 > 176.9 | 513.114 | 15024.547 | 1.00 | 1.91 | 0.427 | 9.4 | 93.6 | NO | 2.117 | NO |
| 4 | 4 | PFPeA | 263.1 > 218.9 | 11230.001 | 15024.547 | 1.00 | 2.07 | 9.343 | 10.5 | 104.7 | NO | | |
| 5 | 5 | PFBS | 299.0 > 79.7 | 3641.067 | 2006.904 | 1.00 | 2.37 | 22.678 | 10.2 | 101.7 | NO | 3.041 | NO |
| 6 | 6 | 4:2 FTS | 327.0 > 306.9 | 6016.987 | 3065.423 | 1.00 | 2.80 | 24.536 | 10.6 | 105.9 | NO | 1.727 | NO |
| 7 | 47 | 13C3-PFBA | 216.1 > 171.8 | 9317.599 | 12850.138 | 1.00 | 1.09 | 9.064 | 12.3 | 98.1 | NO | | |
| 8 | 49 | 13C3-PFBS | 302.0 > 98.8 | 2006.904 | 1652.592 | 1.00 | 2.37 | 15.180 | 13.6 | 108.5 | NO | | |
| 9 | 48 | 13C3-PFPeA | 266.0 > 221.8 | 15024.547 | 29225.631 | 1.00 | 2.06 | 6.426 | 12.4 | 99.1 | NO | | |
| 10 | 48 | 13C3-PFPeA | 266.0 > 221.8 | 15024.547 | 29225.631 | 1.00 | 2.06 | 6.426 | 12.4 | 99.1 | NO | | |
| 11 | 49 | 13C3-PFBS | 302.0 > 98.8 | 2006.904 | 1652.592 | 1.00 | 2.37 | 15.180 | 13.6 | 108.5 | NO | | |
| 12 | 51 | 13C2-4:2 FTS | 329.0 >79.9 | 3065.423 | 1652.592 | 1.00 | 2.80 | 23.186 | 13.6 | 108.7 | NO | | |
| 13 | -1 | | | | | | | | | | | | |
| 14 | 7 | PFHxA | 313.0 > 269.0 | 21742.943 | 11688.435 | 1.00 | 2.89 | 9.301 | 10.4 | 104.4 | NO | 16.604 | NO |
| 15 | 8 | PFPeS | 349.1>80.1 | 2654.883 | 2006.904 | 1.00 | 3.10 | 16.536 | 10.8 | 108.0 | NO | 1.424 | NO |
| 16 | 9 | HFPO-DA | 285.1 > 168.9 | 1871.106 | 1896.561 | 1.00 | 3.09 | 4.933 | 9.3 | 93.1 | NO | 2.336 | NO |
| 17 | 10 | 5:3 FTCA | 340.9 > 236.9 | 2566.553 | 12844.463 | 1.00 | 3.44 | 2.498 | 10.7 | 107.5 | NO | 1.584 | NO |
| 18 | 11 | PFHpA | 363.0 > 318.9 | 13565.017 | 12844.463 | 1.00 | 3.51 | 13.201 | 10.5 | 104.8 | NO | 9.807 | NO |
| 19 | 12 | ADONA | 376.8 > 250.9 | 34457.406 | 12844.463 | 1.00 | 3.62 | 33.533 | 9.9 | 99.5 | NO | 3.568 | NO |
| 20 | 52 | 13C2-PFHxA | 315.0 > 270.0 | 11688.435 | 29225.631 | 1.00 | 2.89 | 4.999 | 5.1 | 102.4 | NO | | |
| 21 | 49 | 13C3-PFBS | 302.0 > 98.8 | 2006.904 | 1652.592 | 1.00 | 2.37 | 15.180 | 13.6 | 108.5 | NO | | |
| 22 | 50 | 13C3-HFPO-DA | 287.0 > 168.9 | 1896.561 | 29225.631 | 1.00 | 3.10 | 0.811 | 5.7 | 114.6 | NO | | |
| 23 | 53 | 13C4-PFHpA | 367.2 > 321.8 | 12844.463 | 29225.631 | 1.00 | 3.52 | 5.494 | 12.1 | 97.1 | NO | | |
| 24 | 53 | 13C4-PFHpA | 367.2 > 321.8 | 12844.463 | 29225.631 | 1.00 | 3.52 | 5.494 | 12.1 | 97.1 | NO | | |
| 25 | 53 | 13C4-PFHpA | 367.2 > 321.8 | 12844.463 | 29225.631 | 1.00 | 3.52 | 5.494 | 12.1 | 97.1 | NO | | |
| 26 | -1 | | | | | | | | | | | | |
| 27 | 13 | L-PFHxS | 398.9 > 79.6 | 2915.139 | 3661.686 | 1.00 | 3.68 | 9.951 | 10.3 | 103.4 | NO | 2.022 | NO |
| 28 | 15 | 6:2 FTS | 427.0 > 406.9 | 6261.284 | 2437.227 | 1.00 | 3.99 | 32.113 | 10.3 | 103.3 | NO | 2.055 | NO |
| 29 | 16 | L-PFOA | 412.8 > 368.9 | 29007.785 | 23168.006 | 1.00 | 4.05 | 15.651 | 10.9 | 109.1 | NO | 3.806 | NO |
| 30 | 18 | PFecHS | 460.8 > 381.0 | 4635.418 | 23168.006 | 1.00 | 4.07 | 2.501 | 10.5 | 104.6 | NO | 0.996 | NO |
| 31 | 19 | PFHpS | 449.0 > 80.0 | 3203.927 | 4561.155 | 1.00 | 4.17 | 8.780 | 10.0 | 100.3 | NO | 1.867 | NO |
| 32 | 20 | 7:3 FTCA | 440.9 > 336.9 | 3640.278 | 25369.873 | 1.00 | 4.48 | 1.794 | 9.9 | 99.0 | NO | 1.758 | NO |
| 33 | 54 | 13C3-PFHxS | 401.8 > 79.9 | 3661.686 | 1652.592 | 1.00 | 3.67 | 27.697 | 13.4 | 107.2 | NO | | |
| 34 | 55 | 13C2-6:2 FTS | 429.0 >79.9 | 2437.227 | 4435.434 | 1.00 | 3.99 | 6.869 | 12.8 | 102.4 | NO | | |
| 35 | 58 | 13C2-PFOA | 414.9 > 369.7 | 23168.006 | 34964.645 | 1.00 | 4.05 | 8.283 | 12.2 | 97.5 | NO | | |
| 36 | 58 | 13C2-PFOA | 414.9 > 369.7 | 23168.006 | 34964.645 | 1.00 | 4.05 | 8.283 | 12.2 | 97.5 | NO | | |

CGH 7/29/19

Dataset: F:\Projects\PFAS.PRO\Results\190728M1\190728M1-33.qld

Last Altered: Monday, July 29, 2019 09:12:34 Pacific Daylight Time
Printed: Monday, July 29, 2019 09:28:03 Pacific Daylight Time

**Name: 190728M1_33, Date: 28-Jul-2019, Time: 20:46:07, ID: ST190728M1-11 PFC CS3 19G1106, Description: PFC CS3 19G1106**

| | # | Name | Trace | Area | IS Area | wt/vol | RT | Response | Conc. | %Rec | Recovery ... | Ion Ratio | Ratio Out? |
|---|---|---|---|---|---|---|---|---|---|---|---|---|---|
| 37 | 59 | 13C8-PFOS | 507.0 > 79.9 | 4561.155 | 4435.434 | 1.00 | 4.59 | 12.854 | 13.2 | 105.5 | NO | | |
| 38 | 56 | 13C5-PFNA | 468.2 > 422.9 | 25369.873 | 25281.797 | 1.00 | 4.50 | 12.544 | 12.6 | 101.1 | NO | | |
| 39 | -1 | | | | | | | | | | | | |
| 40 | 21 | PFNA | 463.0 > 418.8 | 24391.441 | 25369.873 | 1.00 | 4.50 | 12.018 | 10.2 | 102.1 | NO | 4.418 | NO |
| 41 | 22 | PFOSA | 497.9 > 77.9 | 7004.745 | 7953.446 | 1.00 | 4.57 | 11.009 | 10.4 | 104.2 | NO | 27.330 | NO |
| 42 | 23 | L-PFOS | 498.9 > 79.9 | 3835.292 | 4561.155 | 1.00 | 4.60 | 10.511 | 9.7 | 96.7 | NO | 2.022 | NO |
| 43 | 25 | 9Cl-PF30NS | 530.7 > 350.8 | 7876.049 | 4561.155 | 1.00 | 4.82 | 21.585 | 9.9 | 99.0 | NO | 22.803 | YES |
| 44 | 26 | PFDA | 513 > 468.8 | 28353.117 | 26274.119 | 1.00 | 4.89 | 13.489 | 10.7 | 107.3 | NO | 5.460 | NO |
| 45 | 27 | 8:2 FTS | 527.0 > 506.9 | 4421.454 | 2377.793 | 1.00 | 4.86 | 23.243 | 10.8 | 108.4 | NO | 1.230 | NO |
| 46 | 56 | 13C5-PFNA | 468.2 > 422.9 | 25369.873 | 25281.797 | 1.00 | 4.50 | 12.544 | 12.6 | 101.1 | NO | | |
| 47 | 57 | 13C8-PFOSA | 506.1 > 77.7 | 7953.446 | 37414.680 | 1.00 | 4.56 | 2.657 | 12.5 | 100.4 | NO | | |
| 48 | 59 | 13C8-PFOS | 507.0 > 79.9 | 4561.155 | 4435.434 | 1.00 | 4.59 | 12.854 | 13.2 | 105.5 | NO | | |
| 49 | 59 | 13C8-PFOS | 507.0 > 79.9 | 4561.155 | 4435.434 | 1.00 | 4.59 | 12.854 | 13.2 | 105.5 | NO | | |
| 50 | 60 | 13C2-PFDA | 515.1 > 469.9 | 26274.119 | 32222.961 | 1.00 | 4.89 | 10.192 | 12.4 | 98.9 | NO | | |
| 51 | 61 | 13C2-8:2 FTS | 529 > 79.9 | 2377.793 | 4435.434 | 1.00 | 4.86 | 6.701 | 11.9 | 95.4 | NO | | |
| 52 | -1 | | | | | | | | | | | | |
| 53 | 28 | PFNS | 549.1 > 80.1 | 2794.031 | 4561.155 | 1.00 | 4.96 | 7.657 | 10.4 | 104.5 | NO | 1.656 | NO |
| 54 | 29 | L-MeFOSAA | 570 > 419 | 10899.305 | 6391.117 | 1.00 | 5.05 | 21.317 | 10.6 | 105.8 | NO | 2.564 | NO |
| 55 | 31 | L-EtFOSAA | 584.1 > 419 | 8554.987 | 8016.521 | 1.00 | 5.22 | 13.340 | 10.9 | 109.3 | NO | 1.374 | NO |
| 56 | 33 | PFUdA | 563.0 > 518.9 | 25518.086 | 32818.270 | 1.00 | 5.23 | 9.719 | 10.5 | 104.8 | NO | 8.616 | NO |
| 57 | 34 | PFDS | 598.8 > 79.9 | 3668.037 | 2377.793 | 1.00 | 5.28 | 19.283 | 10.8 | 107.5 | NO | 1.797 | NO |
| 58 | 35 | 11Cl-PF30UdS | 632.6 > 452.7 | 1608.057 | 32776.480 | 1.00 | 5.45 | 0.613 | 10.3 | 103.0 | NO | 4.562 | NO |
| 59 | 59 | 13C8-PFOS | 507.0 > 79.9 | 4561.155 | 4435.434 | 1.00 | 4.59 | 12.854 | 13.2 | 105.5 | NO | | |
| 60 | 62 | d3-N-MeFOSAA | 573.3 > 419 | 6391.117 | 37414.680 | 1.00 | 5.05 | 2.135 | 11.9 | 95.3 | NO | | |
| 61 | 64 | d5-N-EtFOSAA | 589.3 > 419 | 8016.521 | 37414.680 | 1.00 | 5.21 | 2.678 | 12.1 | 96.5 | NO | | |
| 62 | 63 | 13C2-PFUdA | 565 > 519.8 | 32818.270 | 37414.680 | 1.00 | 5.23 | 10.964 | 12.3 | 98.4 | NO | | |
| 63 | 61 | 13C2-8:2 FTS | 529 > 79.9 | 2377.793 | 4435.434 | 1.00 | 4.86 | 6.701 | 11.9 | 95.4 | NO | | |
| 64 | 65 | 13C2-PFDoA | 614.7 > 569.7 | 32776.480 | 32222.961 | 1.00 | 5.52 | 12.715 | 12.2 | 97.4 | NO | | |
| 65 | -1 | | | | | | | | | | | | |
| 66 | 36 | 10:2 FTS | 627.0 > 606.9 | 5402.231 | 2377.793 | 1.00 | 5.51 | 28.399 | 10.2 | 102.4 | NO | 1.590 | NO |
| 67 | 37 | PFDoA | 612.9 > 569.0 | 29919.795 | 32776.480 | 1.00 | 5.52 | 11.411 | 10.4 | 103.7 | NO | 8.579 | NO |
| 68 | 38 | N-MeFOSA | 512.1 > 168.9 | 6906.261 | 16816.998 | 1.00 | 5.67 | 61.601 | 50.5 | 101.0 | NO | 1.544 | NO |
| 69 | 39 | PFTrDA | 662.9 > 618.9 | 32164.943 | 32776.480 | 1.00 | 5.78 | 12.267 | 10.4 | 103.9 | NO | 21.774 | NO |
| 70 | 40 | PFDoS | 698.8 > 79.9 | 3157.285 | 24326.988 | 1.00 | 5.80 | 1.622 | 9.8 | 98.4 | NO | 1.864 | NO |
| 71 | 41 | PFTeDA | 713.0 > 669.0 | 30018.500 | 24326.988 | 1.00 | 6.00 | 15.424 | 10.6 | 106.3 | NO | 14.150 | NO |
| 72 | 65 | 13C2-PFDoA | 614.7 > 569.7 | 32776.480 | 32222.961 | 1.00 | 5.52 | 12.715 | 12.2 | 97.4 | NO | | |

Vista Analytical Laboratory

Dataset: F:\Projects\PFAS.PRO\Results\190728M1\190728M1-33.qld

Last Altered: Monday, July 29, 2019 09:12:34 Pacific Daylight Time
Printed: Monday, July 29, 2019 09:28:03 Pacific Daylight Time

**Name: 190728M1_33, Date: 28-Jul-2019, Time: 20:46:07, ID: ST190728M1-11 PFC CS3 19G1106, Description: PFC CS3 19G1106**

| | # | Name | Trace | Area | IS Area | wt/vol | RT | Response | Conc. | %Rec | Recovery ... | Ion Ratio | Ratio Out? |
|---|---|---|---|---|---|---|---|---|---|---|---|---|---|
| 73 | 65 | 13C2-PFDoA | 614.7 > 569.7 | 32776.480 | 32222.961 | 1.00 | 5.52 | 12.715 | 12.2 | 97.4 | NO | | |
| 74 | 66 | d3-N-MeFOSA | 515.2 > 168.9 | 16816.998 | 37414.680 | 1.00 | 5.70 | 5.618 | 142.4 | 95.0 | NO | | |
| 75 | 65 | 13C2-PFDoA | 614.7 > 569.7 | 32776.480 | 32222.961 | 1.00 | 5.52 | 12.715 | 12.2 | 97.4 | NO | | |
| 76 | 67 | 13C2-PFTeDA | 715.1 > 669.7 | 24326.988 | 37414.680 | 1.00 | 6.00 | 8.127 | 12.8 | 102.3 | NO | | |
| 77 | 67 | 13C2-PFTeDA | 715.1 > 669.7 | 24326.988 | 37414.680 | 1.00 | 6.00 | 8.127 | 12.8 | 102.3 | NO | | |
| 78 | -1 | | | | | | | | | | | | |
| 79 | 42 | N-EtFOSA | 526.1 > 168.9 | 7333.367 | 20673.520 | 1.00 | 6.13 | 53.208 | 52.8 | 105.7 | NO | 1.746 | NO |
| 80 | 43 | PFHxDA | 813.1 > 768.6 | 15862.232 | 11730.197 | 1.00 | 6.37 | 6.761 | 10.6 | 106.0 | NO | 21.358 | NO |
| 81 | 44 | PFODA | 913.1 > 868.8 | 20541.984 | 11730.197 | 1.00 | 6.62 | 8.756 | 11.6 | 115.8 | NO | | |
| 82 | 45 | N-MeFOSE | 616.1 > 58.9 | 5516.795 | 14935.126 | 1.00 | 6.35 | 55.408 | 50.8 | 101.7 | NO | | |
| 83 | 46 | N-EtFOSE | 630.1 > 58.9 | 6643.938 | 15246.863 | 1.00 | 6.50 | 65.364 | 50.8 | 101.7 | NO | | |
| 84 | 72 | 13C4-PFBA | 217.0 > 172.0 | 12850.138 | 12850.138 | 1.00 | 1.09 | 12.500 | 12.5 | 100.0 | NO | | |
| 85 | 68 | d5-N-ETFOSA | 531.1 > 168.9 | 20673.520 | 37414.680 | 1.00 | 6.15 | 6.907 | 150.5 | 100.3 | NO | | |
| 86 | 69 | 13C2-PFHxDA | 815 > 769.7 | 11730.197 | 37414.680 | 1.00 | 6.37 | 3.919 | 4.9 | 97.8 | NO | | |
| 87 | 69 | 13C2-PFHxDA | 815 > 769.7 | 11730.197 | 37414.680 | 1.00 | 6.37 | 3.919 | 4.9 | 97.8 | NO | | |
| 88 | 70 | d7-N-MeFOSE | 623.1 > 58.9 | 14935.126 | 37414.680 | 1.00 | 6.34 | 4.990 | 144.1 | 96.1 | NO | | |
| 89 | 71 | d9-N-EtFOSE | 639.2 > 58.8 | 15246.863 | 37414.680 | 1.00 | 6.49 | 5.094 | 143.1 | 95.4 | NO | | |
| 90 | 73 | 13C5-PFHxA | 318.0 > 272.9 | 29225.631 | 29225.631 | 1.00 | 2.89 | 12.500 | 12.5 | 100.0 | NO | | |
| 91 | -1 | | | | | | | | | | | | |
| 92 | 75 | 13C8-PFOA | 420.9 > 376.0 | 34964.645 | 34964.645 | 1.00 | 4.05 | 12.500 | 12.5 | 100.0 | NO | | |
| 93 | 74 | 18O2-PFHxS | 403.0 > 102.6 | 1652.592 | 1652.592 | 1.00 | 3.68 | 12.500 | 12.5 | 100.0 | NO | | |
| 94 | 76 | 13C9-PFNA | 472.2 > 426.9 | 25281.797 | 25281.797 | 1.00 | 4.50 | 12.500 | 12.5 | 100.0 | NO | | |
| 95 | 77 | 13C4-PFOS | 503 > 79.9 | 4435.434 | 4435.434 | 1.00 | 4.60 | 12.500 | 12.5 | 100.0 | NO | | |
| 96 | 78 | 13C6-PFDA | 519.1 > 473.7 | 32222.961 | 32222.961 | 1.00 | 4.89 | 12.500 | 12.5 | 100.0 | NO | | |
| 97 | 79 | 13C7-PFUdA | 570.1 > 524.8 | 37414.680 | 37414.680 | 1.00 | 5.23 | 12.500 | 12.5 | 100.0 | NO | | |

Vista Analytical Laboratory

Dataset: Untitled

Last Altered: Monday, July 29, 2019 09:58:53 Pacific Daylight Time
Printed: Monday, July 29, 2019 09:58:57 Pacific Daylight Time

**Method: F:\Projects\PFAS.PRO\MethDB\PFAS_FULL_80C_072819.mdb 28 Jul 2019 19:34:01**
**Calibration: F:\Projects\PFAS.PRO\CurveDB\C18_VAL-PFAS_Q4_07-28-19.cdb 28 Jul 2019 19:54:16**

**Compound name: PFBA**

| | # | Name | ID | Acq.Date | Acq.Time |
|---|---|---|---|---|---|
| 1 | 1 | 190728M1_1 | IPA | 28-Jul-19 | 15:06:56 |
| 2 | 2 | 190728M1_2 | IPA | 28-Jul-19 | 15:17:30 |
| 3 | 3 | 190728M1_3 | IPA | 28-Jul-19 | 15:28:08 |
| 4 | 4 | 190728M1_4 | ST190728M1-1 PFC CS-2 19G1101 | 28-Jul-19 | 15:38:41 |
| 5 | 5 | 190728M1_5 | ST190728M1-2 PFC CS-1 19G1102 | 28-Jul-19 | 15:49:20 |
| 6 | 6 | 190728M1_6 | ST190728M1-3 PFC CS0 19G1103 | 28-Jul-19 | 15:59:58 |
| 7 | 7 | 190728M1_7 | ST190728M1-4 PFC CS1 19G1104 | 28-Jul-19 | 16:10:31 |
| 8 | 8 | 190728M1_8 | ST190728M1-5 PFC CS2 19G1105 | 28-Jul-19 | 16:21:10 |
| 9 | 9 | 190728M1_9 | ST190728M1-6 PFC CS3 19G1106 | 28-Jul-19 | 16:31:43 |
| 10 | 10 | 190728M1_10 | ST190728M1-7 PFC CS4 19G1107 | 28-Jul-19 | 16:42:22 |
| 11 | 11 | 190728M1_11 | ST190728M1-8 PFC CS5 19G1108 | 28-Jul-19 | 16:53:00 |
| 12 | 12 | 190728M1_12 | ST190728M1-9 PFC CS6 19G1109 | 28-Jul-19 | 17:03:33 |
| 13 | 13 | 190728M1_13 | ST190728M1-10 PFC CS7 19G1110 | 28-Jul-19 | 17:14:11 |
| 14 | 14 | 190728M1_14 | IB | 28-Jul-19 | 17:24:45 |
| 15 | 15 | 190728M1_15 | ICV190728M1-1 PFC ICV 19F2422 | 28-Jul-19 | 17:35:23 |
| 16 | 16 | 190728M1_16 | IPA | 28-Jul-19 | 17:45:56 |
| 17 | 17 | 190728M1_17 | B9G0228-BS1 OPR 1 | 28-Jul-19 | 17:56:35 |
| 18 | 18 | 190728M1_18 | B9G0228-BSD1 LCSD 1 | 28-Jul-19 | 18:07:08 |
| 19 | 19 | 190728M1_19 | B9G0228-BLK1 Method Blank 1 | 28-Jul-19 | 18:17:46 |
| 20 | 20 | 190728M1_20 | B9G0228-MS1 Matrix Spike 1.18 | 28-Jul-19 | 18:28:19 |
| 21 | 21 | 190728M1_21 | B9G0228-MSD1 Matrix Spike Dup 1.22 | 28-Jul-19 | 18:38:57 |
| 22 | 22 | 190728M1_22 | 1902048-01 B96-PFAS-SB57-6-8-070319 1.13 | 28-Jul-19 | 18:49:29 |
| 23 | 23 | 190728M1_23 | 1902048-02 B96-PFAS-SB36-0-2-070319 1.12 | 28-Jul-19 | 19:00:08 |
| 24 | 24 | 190728M1_24 | 1902048-03 B96-PFAS-SB36-6.5-8.5-070319 1.26 | 28-Jul-19 | 19:10:46 |
| 25 | 25 | 190728M1_25 | 1902048-04 B96-PFAS-SB73-0-2-070319 1.13 | 28-Jul-19 | 19:21:19 |
| 26 | 26 | 190728M1_26 | 1902048-05 B96-PFAS-SB73-7-9-070319 1.21 | 28-Jul-19 | 19:31:57 |
| 27 | 27 | 190728M1_27 | 1902048-06 B96-PFAS-SB29-6.5-8.5-070319 1.17 | 28-Jul-19 | 19:42:30 |
| 28 | 28 | 190728M1_28 | 1902048-07 B96-PFAS-SB31-6-8-070319 1.1 | 28-Jul-19 | 19:53:09 |
| 29 | 29 | 190728M1_29 | 1902048-08 B96-PFAS-SB74-0-2-070319 1.1 | 28-Jul-19 | 20:03:39 |
| 30 | 30 | 190728M1_30 | 1902048-09 B96-PFAS-SB74-6.5-8.5-070319 1.2 | 28-Jul-19 | 20:14:17 |
| 31 | 31 | 190728M1_31 | 1902048-11 B96-PFAS-SB48-6-8-070819 1.06 | 28-Jul-19 | 20:24:56 |
| 32 | 32 | 190728M1_32 | IPA | 28-Jul-19 | 20:35:28 |

Dataset: Untitled

Last Altered: Monday, July 29, 2019 09:58:53 Pacific Daylight Time
Printed: Monday, July 29, 2019 09:58:57 Pacific Daylight Time

**Compound name: PFBA**

| | # Name | ID | Acq.Date | Acq.Time |
|---|---|---|---|---|
| 33 | 33 190728M1_33 | ST190728M1-11 PFC CS3 19G1106 | 28-Jul-19 | 20:46:07 |
| 34 | 34 190728M1_34 | IPA | 28-Jul-19 | 20:56:45 |
| 35 | 35 190728M1_35 | 1902048-12 DUP06-070819 1.12 | 28-Jul-19 | 21:07:24 |
| 36 | 36 190728M1_36 | 1902048-13 B96-PFAS-SB22-5-7-070819 1.08 | 28-Jul-19 | 21:18:02 |
| 37 | 37 190728M1_37 | 1902048-14 B96-PFAS-SB20-5-7-070819 1.05 | 28-Jul-19 | 21:28:34 |
| 38 | 38 190728M1_38 | 1902048-15 B96-PFAS-SB49-5-7-070819 1.09 | 28-Jul-19 | 21:39:13 |
| 39 | 39 190728M1_39 | 1902049-09 B96-PFAS-SB42-6.2-8.2-070919 1.24 | 28-Jul-19 | 21:49:51 |
| 40 | 40 190728M1_40 | 1902049-10 B96-PFAS-SB41-5.5-7.5-070919 1.24 | 28-Jul-19 | 22:00:24 |
| 41 | 41 190728M1_41 | 1902049-11 B96-PFAS-SB52-5-10-070919 1.18 | 28-Jul-19 | 22:11:02 |
| 42 | 42 190728M1_42 | 1902049-13 B96-PFAS-SB64-0-2-070919 1.05 | 28-Jul-19 | 22:21:40 |
| 43 | 43 190728M1_43 | B9G0259-BS1 OPR 0.25 | 28-Jul-19 | 22:32:14 |
| 44 | 44 190728M1_44 | B9G0259-BLK1 Method Blank 0.25 | 28-Jul-19 | 22:42:52 |
| 45 | 45 190728M1_45 | 1902093-08RE1 AS-PW-16-0719 0.27719 | 28-Jul-19 | 22:53:26 |
| 46 | 46 190728M1_46 | B9G0251-BS1 OPR 0.125 | 28-Jul-19 | 23:04:04 |
| 47 | 47 190728M1_47 | B9G0251-BSD1 LCSD 0.125 | 28-Jul-19 | 23:14:36 |
| 48 | 48 190728M1_48 | B9G0251-BLK1 Method Blank 0.125 | 28-Jul-19 | 23:25:15 |
| 49 | 49 190728M1_49 | 1902189-04RE1 SAOA-B03-GW 0.11684 | 28-Jul-19 | 23:35:53 |
| 50 | 50 190728M1_50 | IPA | 28-Jul-19 | 23:46:25 |
| 51 | 51 190728M1_51 | ST190728M1-12 PFC CS3 19G1106 | 28-Jul-19 | 23:57:04 |
| 52 | 52 190728M1_52 | IPA | 29-Jul-19 | 00:07:42 |
| 53 | 53 190728M1_53 | 1902189-05RE1 NAOA-B03-GW 0.09826 | 29-Jul-19 | 00:18:15 |
| 54 | 54 190728M1_54 | 1902189-10RE1 NON-B03-GW 0.12659 | 29-Jul-19 | 00:28:53 |
| 55 | 55 190728M1_55 | 1902189-12RE1 NAOA-B06-GW 0.12473 | 29-Jul-19 | 00:39:25 |
| 56 | 56 190728M1_56 | 1902193-01 Wastewater-19-03 0.10887 | 29-Jul-19 | 00:50:04 |
| 57 | 57 190728M1_57 | B9G0003-BLK1 Method Blank 2 | 29-Jul-19 | 01:00:38 |
| 58 | 58 190728M1_58 | B9G0003-BS1 OPR 2 | 29-Jul-19 | 01:11:16 |
| 59 | 59 190728M1_59 | B9G0003-BS2 OPR 2 | 29-Jul-19 | 01:21:55 |
| 60 | 60 190728M1_60 | B9G0003-BS3 OPR 2 | 29-Jul-19 | 01:32:28 |
| 61 | 61 190728M1_61 | B9G0003-BS4 OPR 2 | 29-Jul-19 | 01:43:06 |
| 62 | 62 190728M1_62 | B9G0003-BS5 OPR 2 | 29-Jul-19 | 01:53:39 |
| 63 | 63 190728M1_63 | B9G0003-BS6 OPR 2 | 29-Jul-19 | 02:04:17 |
| 64 | 64 190728M1_64 | B9G0003-BS7 OPR 2 | 29-Jul-19 | 02:14:51 |
| 65 | 65 190728M1_65 | B9G0260-BS2 OPR 1 | 29-Jul-19 | 02:25:29 |
| 66 | 66 190728M1_66 | B9G0260-BS3 OPR 1 | 29-Jul-19 | 02:36:07 |
| 67 | 67 190728M1_67 | B9G0260-BS4 OPR 1 | 29-Jul-19 | 02:46:39 |
| 68 | 68 190728M1_68 | B9G0260-BS5 OPR 1 | 29-Jul-19 | 02:57:18 |

Vista Analytical Laboratory

Dataset: Untitled

Last Altered: Monday, July 29, 2019 09:58:53 Pacific Daylight Time
Printed: Monday, July 29, 2019 09:58:57 Pacific Daylight Time

**Compound name: PFBA**

| | # | Name | ID | Acq.Date | Acq.Time |
|---|---|---|---|---|---|
| 69 | 69 | 190728M1_69 | IPA | 29-Jul-19 | 03:07:57 |
| 70 | 70 | 190728M1_70 | ST190728M1-13 PFC CS3 19G1106 | 29-Jul-19 | 03:18:29 |
| 71 | 71 | 190728M1_71 | IPA | 29-Jul-19 | 03:29:08 |

Dataset: F:\Projects\PFAS.PRO\Results\190728M1\190728M1-33.qld

Last Altered: Monday, July 29, 2019 09:12:34 Pacific Daylight Time
Printed: Monday, July 29, 2019 09:28:03 Pacific Daylight Time

**Method: F:\Projects\PFAS.PRO\MethDB\PFAS_FULL_80C_072819.mdb 28 Jul 2019 19:34:01**
**Calibration: F:\Projects\PFAS.PRO\CurveDB\C18_VAL-PFAS_Q4_07-28-19.cdb 28 Jul 2019 19:54:16**

**Name: 190728M1_33, Date: 28-Jul-2019, Time: 20:46:07, ID: ST190728M1-11 PFC CS3 19G1106, Description: PFC CS3 19G1106**

**PFBA**

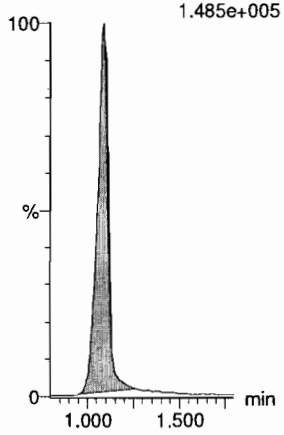


**PFPrS**

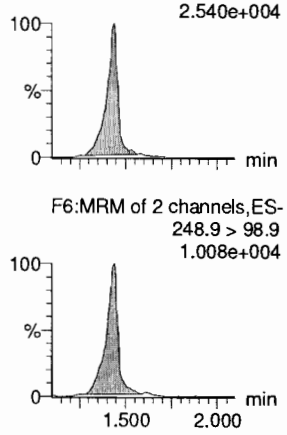


**3:3 FTCA**

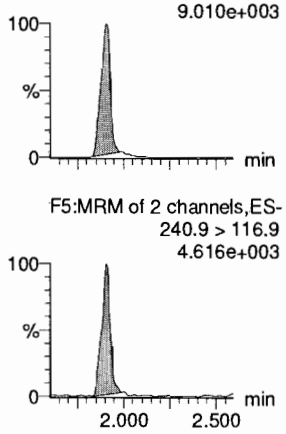


**PFPeA**




**PFBS**

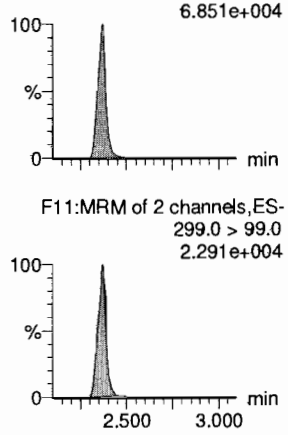


**4:2 FTS**

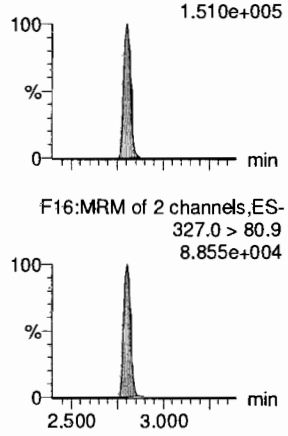


**13C3-PFBA**

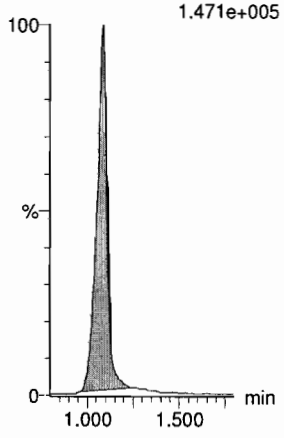


**13C3-PFBS**




**13C3-PFPeA**

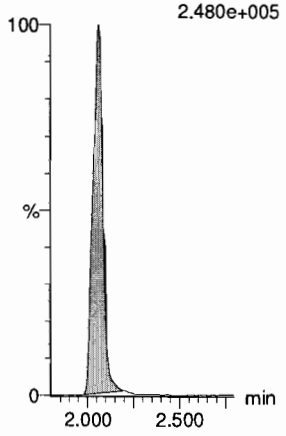


**13C3-PFPeA**

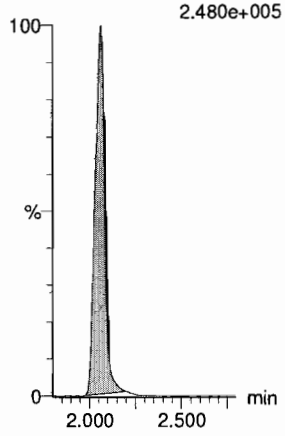


**13C3-PFBS**

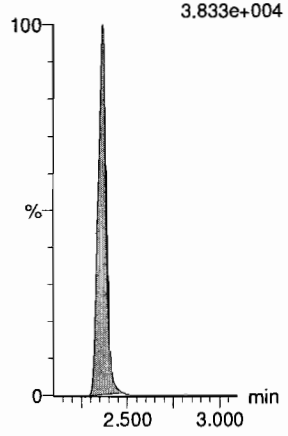


**13C2-4:2 FTS**

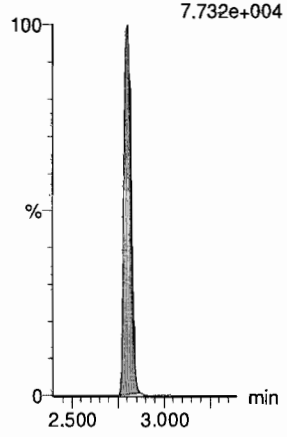

Dataset: F:\Projects\PFAS.PRO\Results\190728M1\190728M1-33.qld

Last Altered: Monday, July 29, 2019 09:12:34 Pacific Daylight Time
Printed: Monday, July 29, 2019 09:28:03 Pacific Daylight Time

**Name: 190728M1_33, Date: 28-Jul-2019, Time: 20:46:07, ID: ST190728M1-11 PFC CS3 19G1106, Description: PFC CS3 19G1106**

**PFHxA**

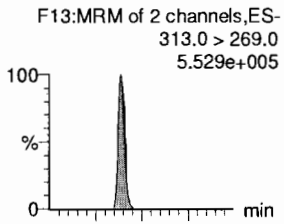


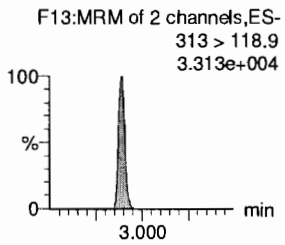


**PFPeS**

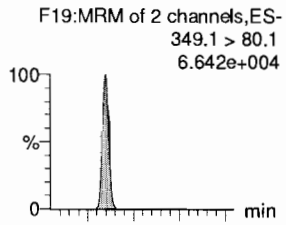


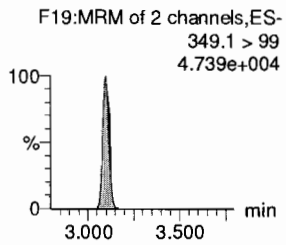


**HFPO-DA**

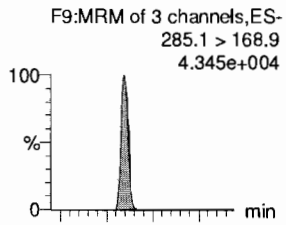


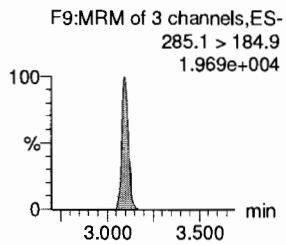


**5:3 FTCA**

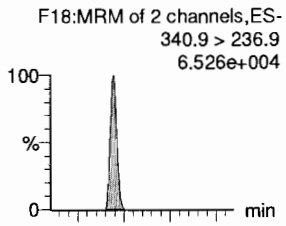


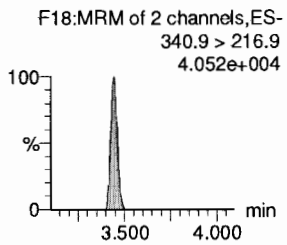


**PFHpA**

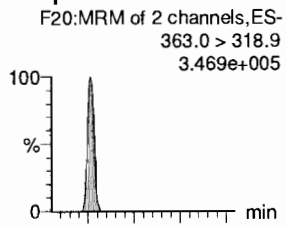


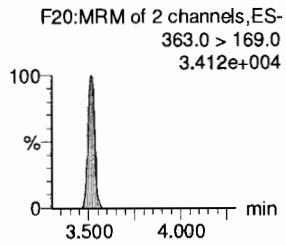


**ADONA**

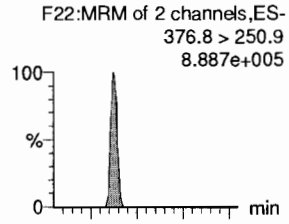


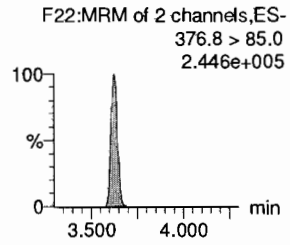


**13C2-PFHxA**

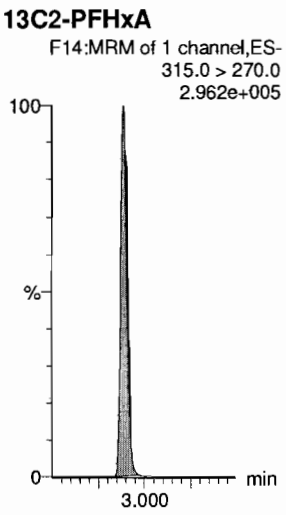


**13C3-PFBS**

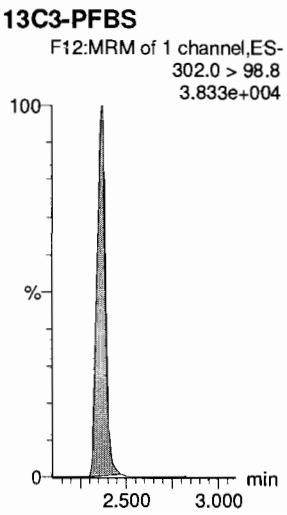


**13C3-HFPO-DA**

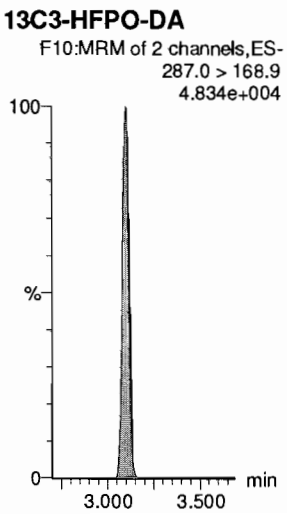


**13C4-PFHpA**

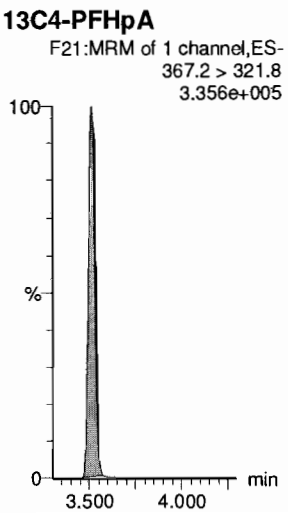


**13C4-PFHpA**

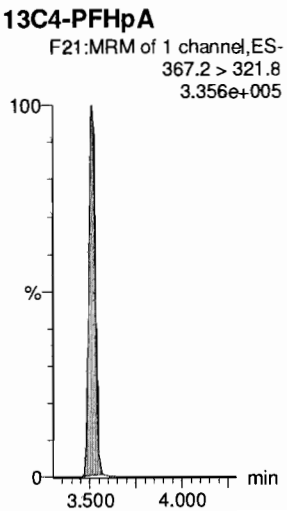


**13C4-PFHpA**

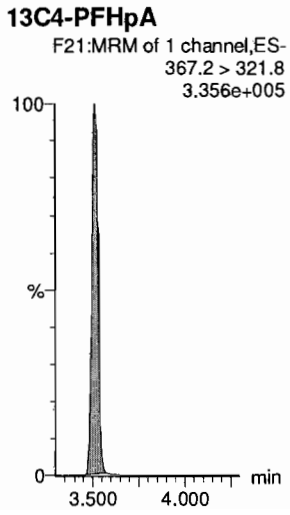

Dataset: F:\Projects\PFAS.PRO\Results\190728M1\190728M1-33.qld

Last Altered: Monday, July 29, 2019 09:12:34 Pacific Daylight Time
Printed: Monday, July 29, 2019 09:28:03 Pacific Daylight Time

**Name: 190728M1_33, Date: 28-Jul-2019, Time: 20:46:07, ID: ST190728M1-11 PFC CS3 19G1106, Description: PFC CS3 19G1106**

**L-PFHxS**

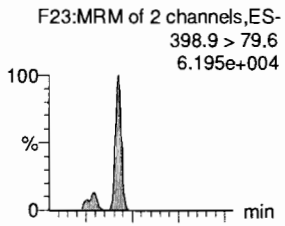


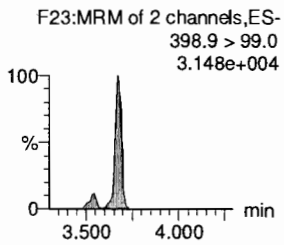


**6:2 FTS**

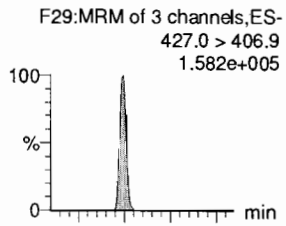


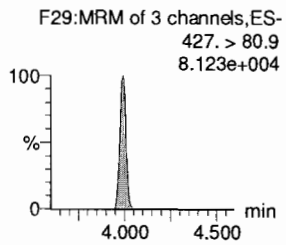


**L-PFOA**

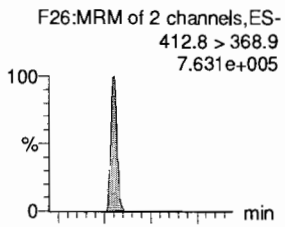


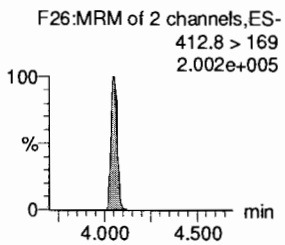


**PFEChS**

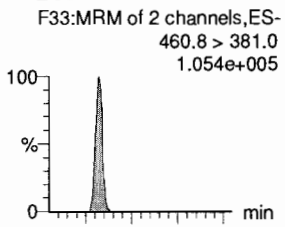


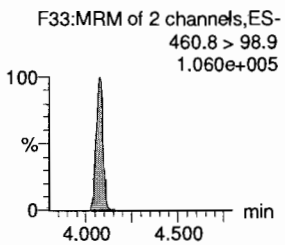


**PFHpS**

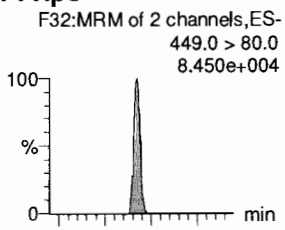


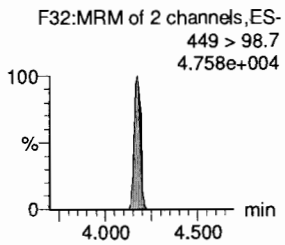


**7:3 FTCA**

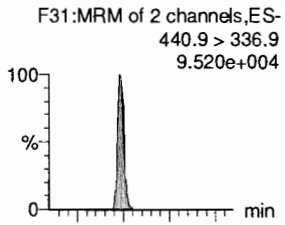


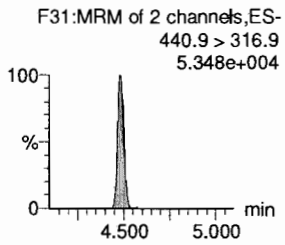


**13C3-PFHxS**

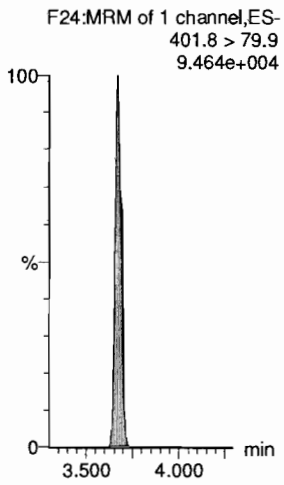


**13C2-6:2 FTS**

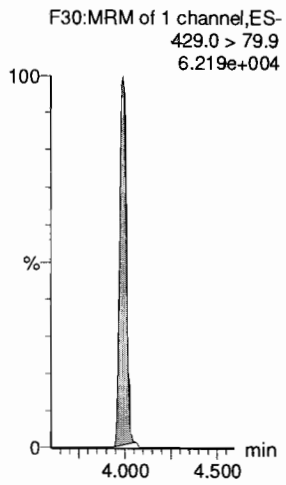


**13C2-PFOA**

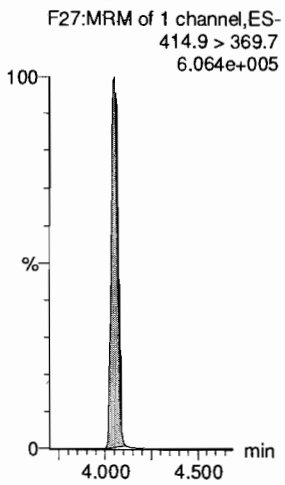


**13C2-PFOA**

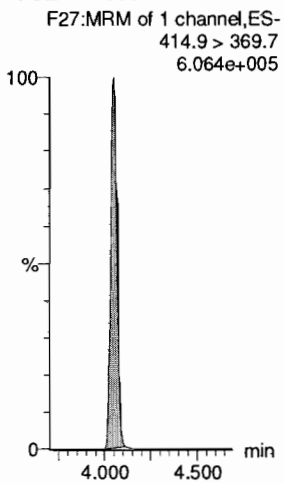


**13C8-PFOS**

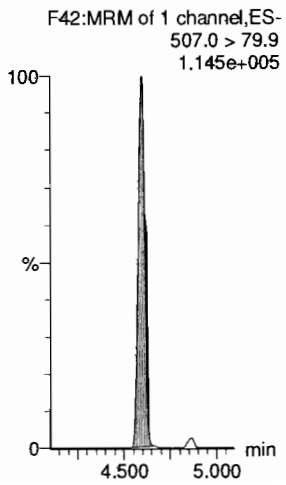


**13C5-PFNA**

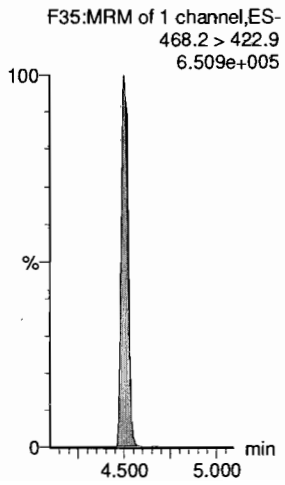

Dataset: F:\Projects\PFAS.PRO\Results\190728M1\190728M1-33.qld

Last Altered: Monday, July 29, 2019 09:12:34 Pacific Daylight Time
Printed: Monday, July 29, 2019 09:28:03 Pacific Daylight Time

**Name: 190728M1_33, Date: 28-Jul-2019, Time: 20:46:07, ID: ST190728M1-11 PFC CS3 19G1106, Description: PFC CS3 19G1106**

**PFNA**

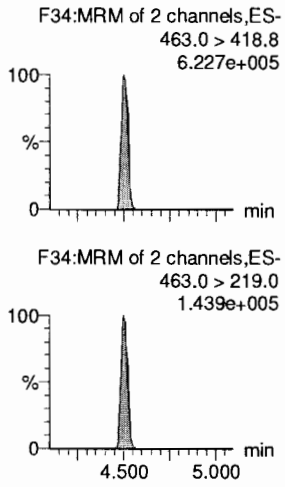


**PFOSA**

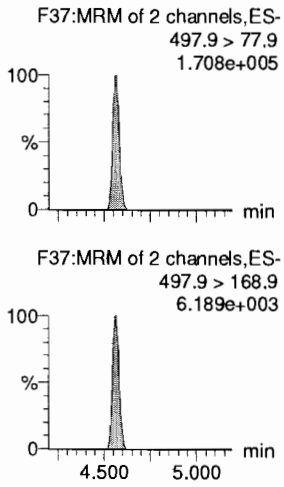


**L-PFOS**

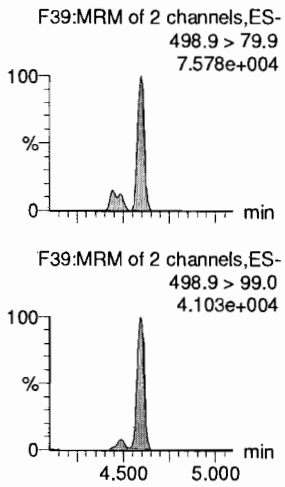


**9Cl-PF30NS**

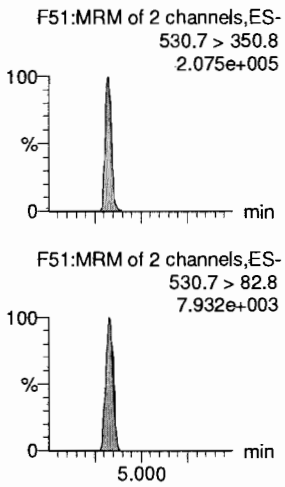


**PFDA**

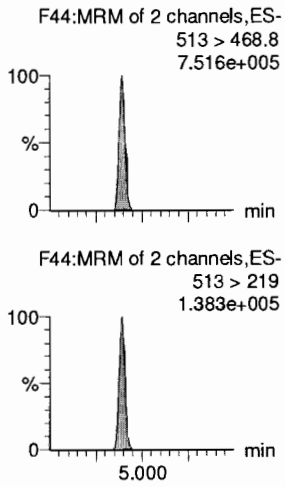


**8:2 FTS**

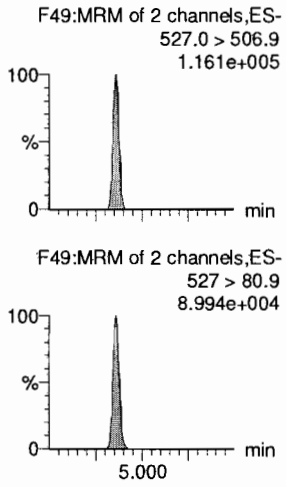


**13C5-PFNA**

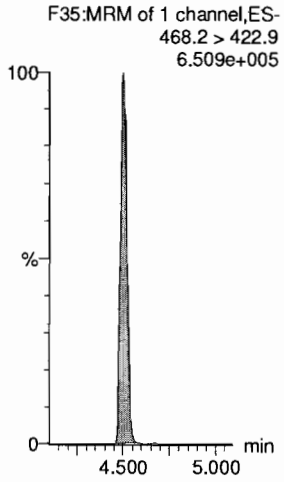


**13C8-PFOSA**

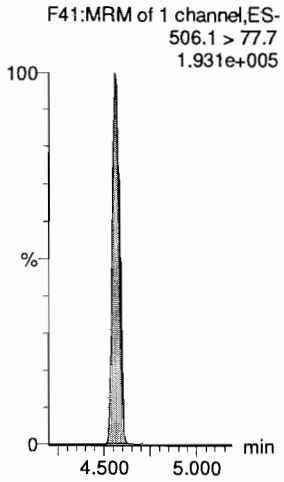


**13C8-PFOS**

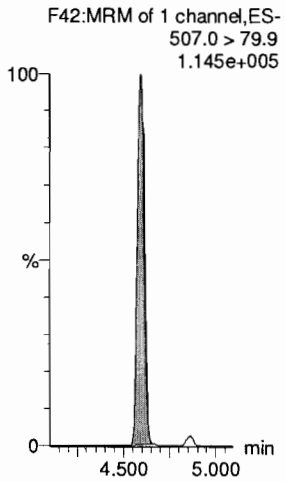


**13C8-PFOS**

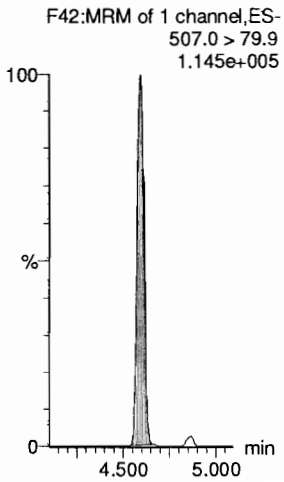


**13C2-PFDA**

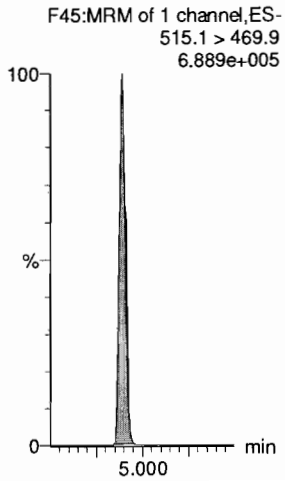


**13C2-8:2 FTS**

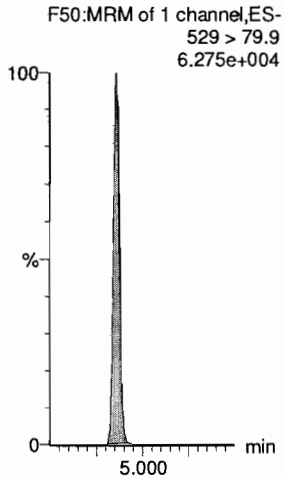

Dataset: F:\Projects\PFAS.PRO\Results\190728M1\190728M1-33.qld

Last Altered: Monday, July 29, 2019 09:12:34 Pacific Daylight Time
Printed: Monday, July 29, 2019 09:28:03 Pacific Daylight Time

**Name: 190728M1_33, Date: 28-Jul-2019, Time: 20:46:07, ID: ST190728M1-11 PFC CS3 19G1106, Description: PFC CS3 19G1106**

**PFNS**

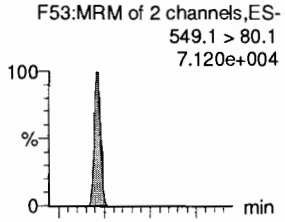


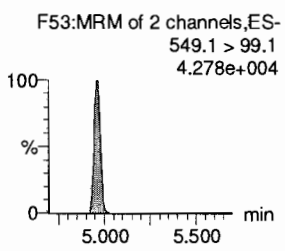


**L-MeFOSAA**

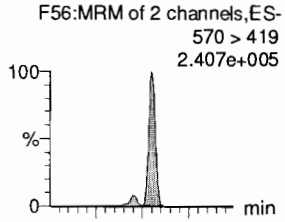


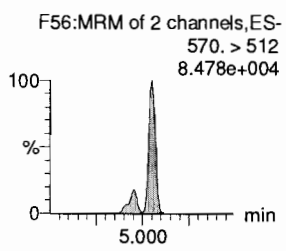


**L-EtFOSAA**

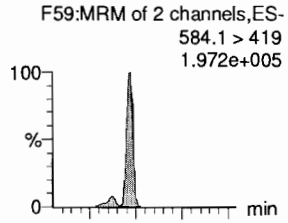


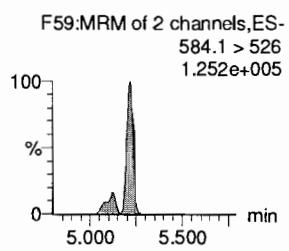


**PFUdA**

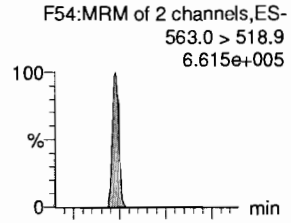


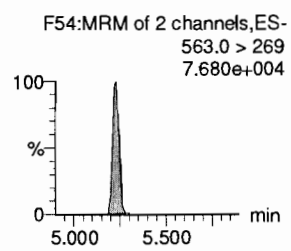


**PFDS**

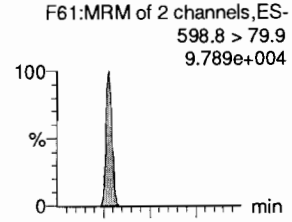


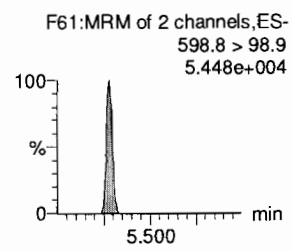


**11Cl-PF30UdS**

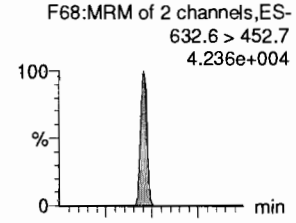


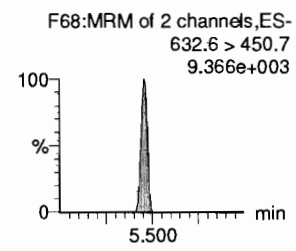


**13C8-PFOS**

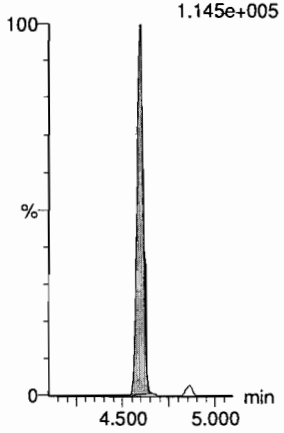


**d3-N-MeFOSAA**




**d5-N-EtFOSAA**

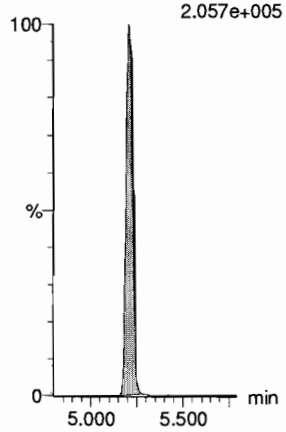


**13C2-PFUdA**

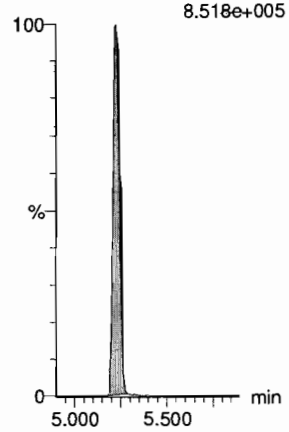


**13C2-8:2 FTS**

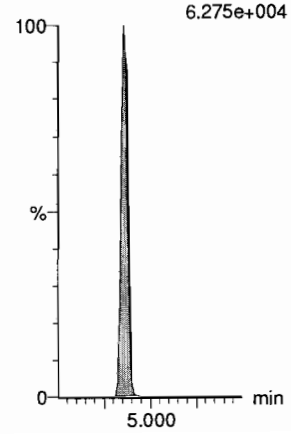


**13C2-PFDoA**

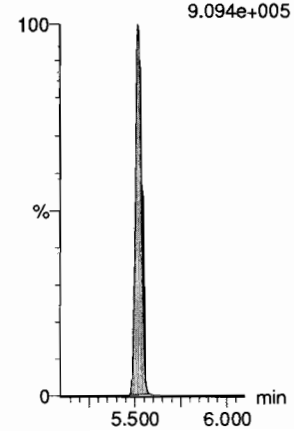

Dataset: F:\Projects\PFAS.PRO\Results\190728M1\190728M1-33.qld

Last Altered: Monday, July 29, 2019 09:12:34 Pacific Daylight Time
Printed: Monday, July 29, 2019 09:28:03 Pacific Daylight Time

**Name: 190728M1_33, Date: 28-Jul-2019, Time: 20:46:07, ID: ST190728M1-11 PFC CS3 19G1106, Description: PFC CS3 19G1106**

**10:2 FTS**

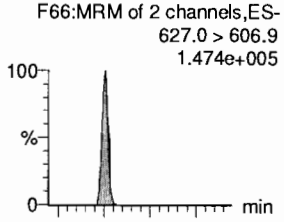


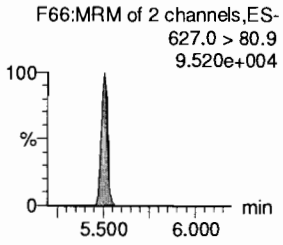


**PFDoA**

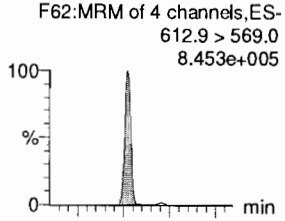


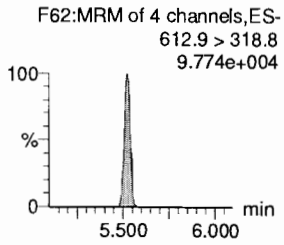


**N-MeFOSA**

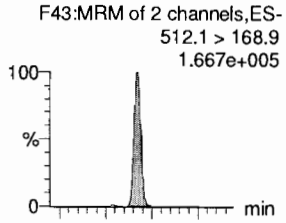


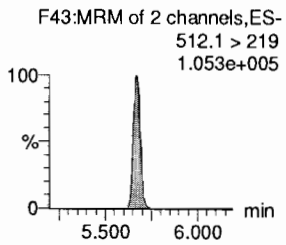


**PFTrDA**

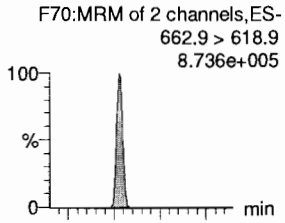


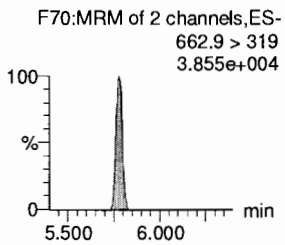


**PFDoS**

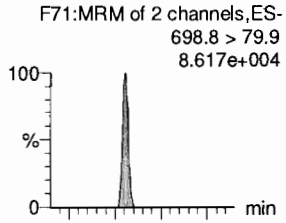


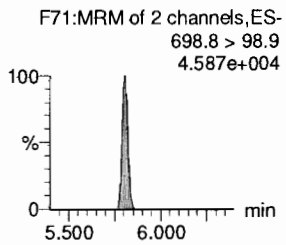


**PFTeDA**

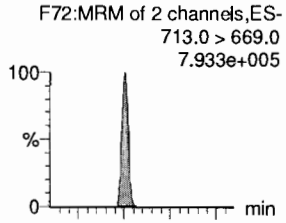


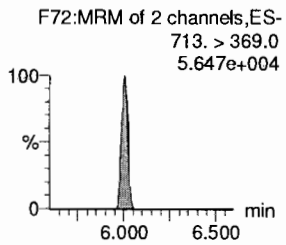


**13C2-PFDoA**

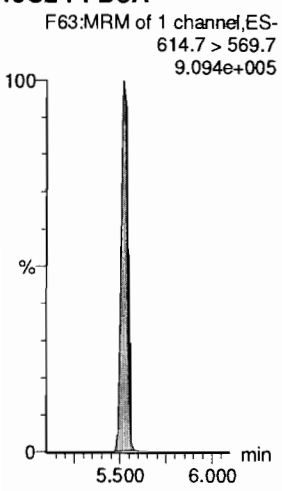


**13C2-PFDoA**

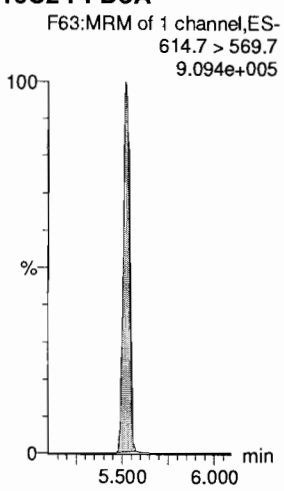


**d3-N-MeFOSA**

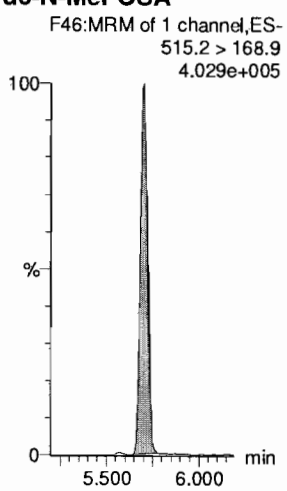


**13C2-PFDoA**

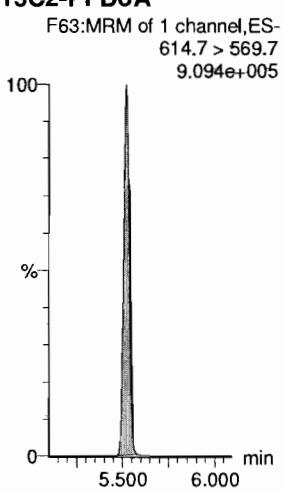


**13C2-PFTeDA**

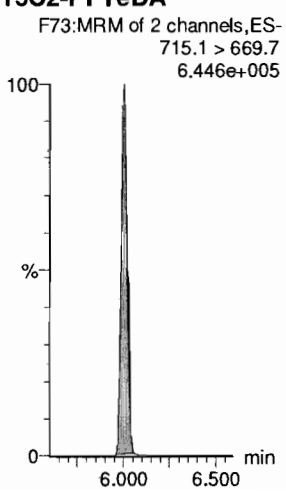


**13C2-PFTeDA**

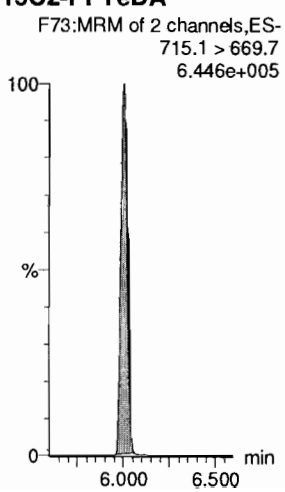

Dataset: F:\Projects\PFAS.PRO\Results\190728M1\190728M1-33.qld

Last Altered: Monday, July 29, 2019 09:12:34 Pacific Daylight Time
Printed: Monday, July 29, 2019 09:28:03 Pacific Daylight Time

**Name: 190728M1_33, Date: 28-Jul-2019, Time: 20:46:07, ID: ST190728M1-11 PFC CS3 19G1106, Description: PFC CS3 19G1106**

**N-EtFOSA**

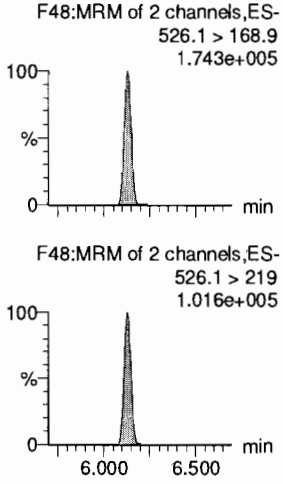


**PFHxDA**

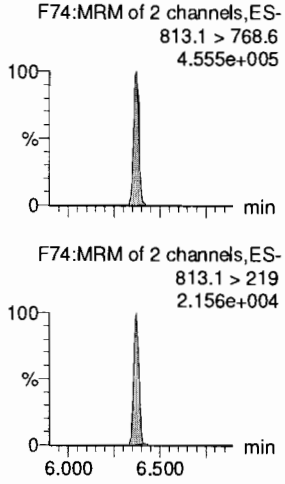


**PFODA**

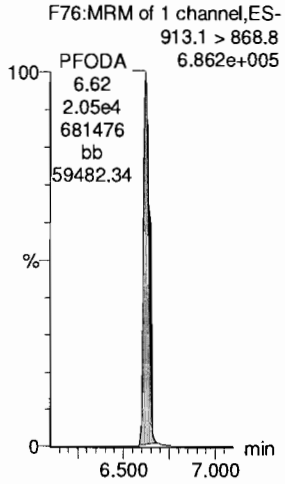


**N-MeFOSE**

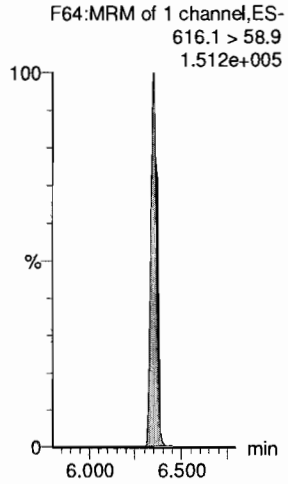


**N-EtFOSE**

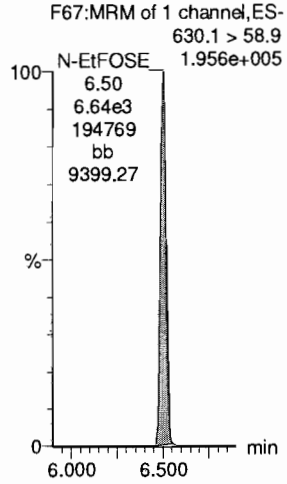


**13C4-PFBA**

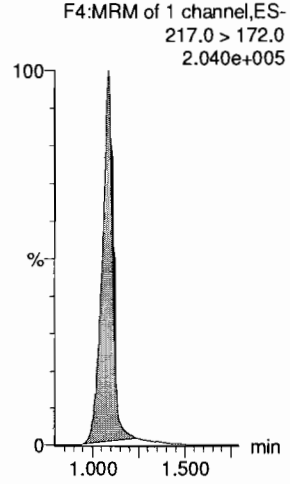


**d5-N-ETFOSA**

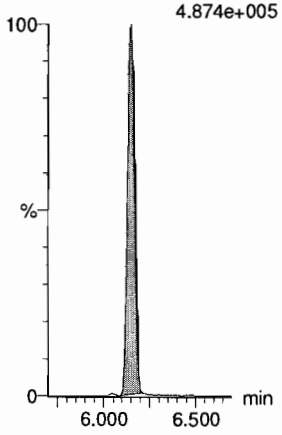


**13C2-PFHxDA**

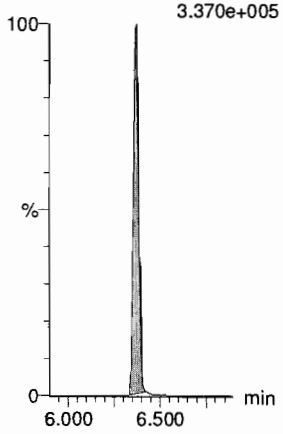


**13C2-PFHxDA**

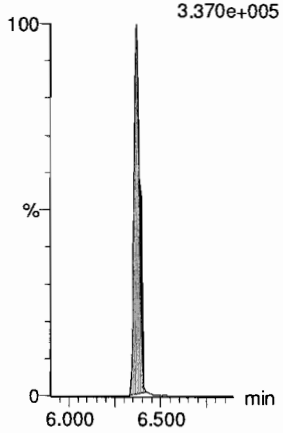


**d7-N-MeFOSE**

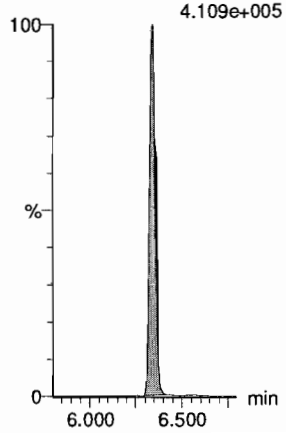


**d9-N-EtFOSE**

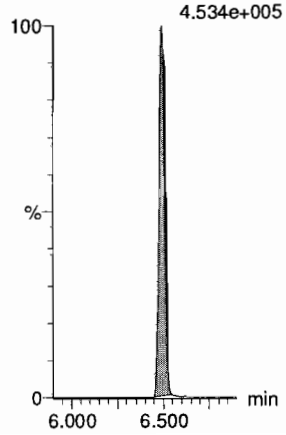


**13C5-PFHxA**

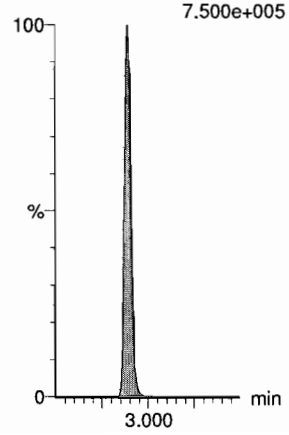

Dataset: F:\Projects\PFAS.PRO\Results\190728M1\190728M1-33.qld

Last Altered: Monday, July 29, 2019 09:12:34 Pacific Daylight Time
Printed: Monday, July 29, 2019 09:28:03 Pacific Daylight Time

**Name: 190728M1_33, Date: 28-Jul-2019, Time: 20:46:07, ID: ST190728M1-11 PFC CS3 19G1106, Description: PFC CS3 19G1106**

**13C8-PFOA**

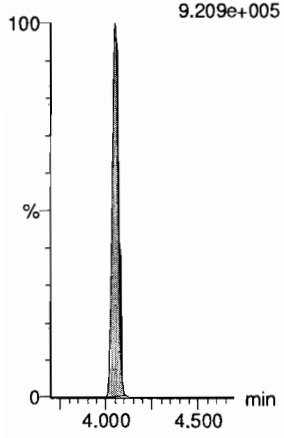


**18O2-PFHxS**

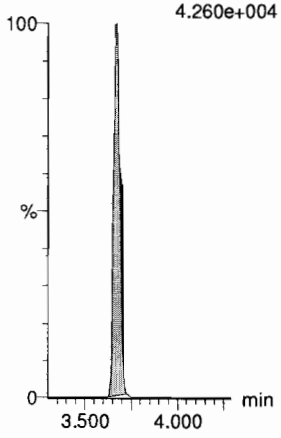


**13C9-PFNA**

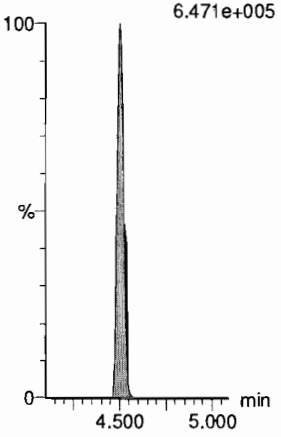


**13C4-PFOS**

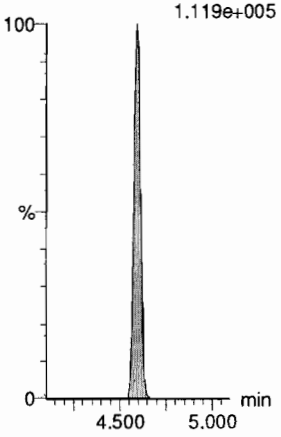


**13C6-PFDA**

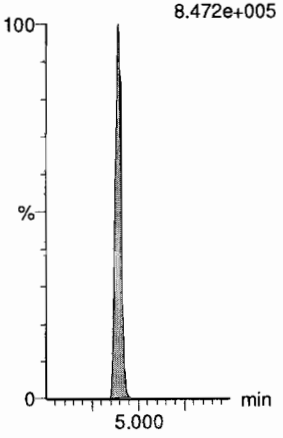


**13C7-PFUdA**

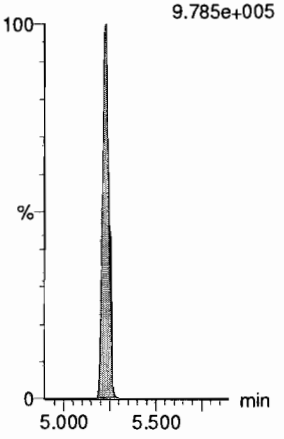

Dataset: F:\Projects\PFAS.PRO\Results\190728M1\190728M1-51.qld

Last Altered: Monday, July 29, 2019 09:56:13 Pacific Daylight Time
Printed: Monday, July 29, 2019 09:56:42 Pacific Daylight Time

RK 7/30/19

**Name: 190728M1_51, Date: 28-Jul-2019, Time: 23:57:04, ID: ST190728M1-12 PFC CS3 19G1106, Description: PFC CS3 19G1106**

| | # | Name | Trace | Area | IS Area | wt/vol | RT | Response | Conc. | %Rec | Recovery ... | Ion Ratio | Ratio Out? |
|---|---|---|---|---|---|---|---|---|---|---|---|---|---|
| 1 | 1 | PFBA | 213.0 > 168.8 | 9024.529 | 8984.687 | 1.00 | 1.09 | 12.555 | 10.3 | 103.2 | NO | | |
| 2 | 2 | PFPrS | 248.9 > 79.9 | 1810.096 | 2073.527 | 1.00 | 1.44 | 10.912 | 8.7 | 86.9 | NO | 2.347 | NO |
| 3 | 3 | 3:3 FTCA | 240.9 > 176.9 | 509.620 | 16106.474 | 1.00 | 1.91 | 0.396 | 8.7 | 86.8 | NO | 1.989 | NO |
| 4 | 4 | PFPeA | 263.1 > 218.9 | 11440.203 | 16106.474 | 1.00 | 2.07 | 8.879 | 9.9 | 99.5 | NO | | |
| 5 | 5 | PFBS | 299.0 > 79.7 | 3802.657 | 2073.527 | 1.00 | 2.37 | 22.924 | 10.3 | 102.8 | NO | 2.988 | NO |
| 6 | 6 | 4:2 FTS | 327.0 > 306.9 | 6524.608 | 3197.501 | 1.00 | 2.80 | 25.507 | 11.0 | 110.1 | NO | 1.867 | NO |
| 7 | 47 | 13C3-PFBA | 216.1 > 171.8 | 8984.687 | 12204.711 | 1.00 | 1.09 | 9.202 | 12.5 | 99.6 | NO | | |
| 8 | 49 | 13C3-PFBS | 302.0 > 98.8 | 2073.527 | 1824.851 | 1.00 | 2.37 | 14.203 | 12.7 | 101.5 | NO | | |
| 9 | 48 | 13C3-PFPeA | 266.0 > 221.8 | 16106.474 | 30013.158 | 1.00 | 2.07 | 6.708 | 12.9 | 103.4 | NO | | |
| 10 | 48 | 13C3-PFPeA | 266.0 > 221.8 | 16106.474 | 30013.158 | 1.00 | 2.07 | 6.708 | 12.9 | 103.4 | NO | | |
| 11 | 49 | 13C3-PFBS | 302.0 > 98.8 | 2073.527 | 1824.851 | 1.00 | 2.37 | 14.203 | 12.7 | 101.5 | NO | | |
| 12 | 51 | 13C2-4:2 FTS | 329.0 >79.9 | 3197.501 | 1824.851 | 1.00 | 2.80 | 21.902 | 12.8 | 102.7 | NO | | |
| 13 | -1 | | | | | | | | | | | | |
| 14 | 7 | PFHxA | 313.0 > 269.0 | 22145.988 | 11493.383 | 1.00 | 2.89 | 9.634 | 10.8 | 108.2 | NO | 15.722 | NO |
| 15 | 8 | PFPeS | 349.1>80.1 | 2586.829 | 2073.527 | 1.00 | 3.10 | 15.594 | 10.2 | 101.9 | NO | 1.478 | NO |
| 16 | 9 | HFPO-DA | 285.1 > 168.9 | 2189.506 | 2119.831 | 1.00 | 3.09 | 5.164 | 9.7 | 97.4 | NO | 2.433 | NO |
| 17 | 10 | 5:3 FTCA | 340.9 > 236.9 | 2533.976 | 13423.186 | 1.00 | 3.44 | 2.360 | 10.2 | 101.7 | NO | 1.538 | NO |
| 18 | 11 | PFHpA | 363.0 > 318.9 | 13706.271 | 13423.186 | 1.00 | 3.52 | 12.764 | 10.1 | 101.3 | NO | 9.103 | NO |
| 19 | 12 | ADONA | 376.8 > 250.9 | 33969.816 | 13423.186 | 1.00 | 3.62 | 31.634 | 9.4 | 93.9 | NO | 3.490 | NO |
| 20 | 52 | 13C2-PFHxA | 315.0 > 270.0 | 11493.383 | 30013.158 | 1.00 | 2.89 | 4.787 | 4.9 | 98.0 | NO | | |
| 21 | 49 | 13C3-PFBS | 302.0 > 98.8 | 2073.527 | 1824.851 | 1.00 | 2.37 | 14.203 | 12.7 | 101.5 | NO | | |
| 22 | 50 | 13C3-HFPO-DA | 287.0 > 168.9 | 2119.831 | 30013.158 | 1.00 | 3.09 | 0.883 | 6.2 | 124.7 | NO | | |
| 23 | 53 | 13C4-PFHpA | 367.2 > 321.8 | 13423.186 | 30013.158 | 1.00 | 3.51 | 5.591 | 12.4 | 98.8 | NO | | |
| 24 | 53 | 13C4-PFHpA | 367.2 > 321.8 | 13423.186 | 30013.158 | 1.00 | 3.51 | 5.591 | 12.4 | 98.8 | NO | | |
| 25 | 53 | 13C4-PFHpA | 367.2 > 321.8 | 13423.186 | 30013.158 | 1.00 | 3.51 | 5.591 | 12.4 | 98.8 | NO | | |
| 26 | -1 | | | | | | | | | | | | |
| 27 | 13 | L-PFHxS | 398.9 > 79.6 | 3008.432 | 3771.651 | 1.00 | 3.68 | 9.971 | 10.4 | 103.6 | NO | 2.163 | NO |
| 28 | 15 | 6:2 FTS | 427.0 > 406.9 | 6114.538 | 2468.058 | 1.00 | 3.99 | 30.968 | 10.0 | 99.6 | NO | 2.229 | NO |
| 29 | 16 | L-PFOA | 412.8 > 368.9 | 29055.350 | 23570.133 | 1.00 | 4.05 | 15.409 | 10.7 | 107.4 | NO | 3.714 | NO |
| 30 | 18 | PFecHS | 460.8 > 381.0 | 4569.717 | 23570.133 | 1.00 | 4.07 | 2.423 | 10.1 | 101.4 | NO | 0.894 | NO |
| 31 | 19 | PFHpS | 449.0 > 80.0 | 3204.133 | 4260.459 | 1.00 | 4.17 | 9.401 | 10.7 | 107.4 | NO | 1.699 | NO |
| 32 | 20 | 7:3 FTCA | 440.9 > 336.9 | 3603.619 | 26010.213 | 1.00 | 4.48 | 1.732 | 9.6 | 95.7 | NO | 1.806 | NO |
| 33 | 54 | 13C3-PFHxS | 401.8 > 79.9 | 3771.651 | 1824.851 | 1.00 | 3.67 | 25.835 | 12.5 | 100.0 | NO | | |
| 34 | 55 | 13C2-6:2 FTS | 429.0 >79.9 | 2468.058 | 4325.942 | 1.00 | 3.99 | 7.132 | 13.3 | 106.3 | NO | | |
| 35 | 58 | 13C2-PFOA | 414.9 > 369.7 | 23570.133 | 34298.340 | 1.00 | 4.05 | 8.590 | 12.6 | 101.1 | NO | | |
| 36 | 58 | 13C2-PFOA | 414.9 > 369.7 | 23570.133 | 34298.340 | 1.00 | 4.05 | 8.590 | 12.6 | 101.1 | NO | | |

CAH 7/29/19

Dataset: F:\Projects\PFAS.PRO\Results\190728M1\190728M1-51.qld

Last Altered: Monday, July 29, 2019 09:56:13 Pacific Daylight Time
Printed: Monday, July 29, 2019 09:56:42 Pacific Daylight Time

**Name: 190728M1_51, Date: 28-Jul-2019, Time: 23:57:04, ID: ST190728M1-12 PFC CS3 19G1106, Description: PFC CS3 19G1106**

| | # | Name | Trace | Area | IS Area | wt/vol | RT | Response | Conc. | %Rec | Recovery ... | Ion Ratio | Ratio Out? |
|---|---|---|---|---|---|---|---|---|---|---|---|---|---|
| 37 | 59 | 13C8-PFOS | 507.0 > 79.9 | 4260.459 | 4325.942 | 1.00 | 4.59 | 12.311 | 12.6 | 101.0 | NO | | |
| 38 | 56 | 13C5-PFNA | 468.2 > 422.9 | 26010.213 | 25555.631 | 1.00 | 4.50 | 12.722 | 12.8 | 102.5 | NO | | |
| 39 | -1 | | | | | | | | | | | | |
| 40 | 21 | PFNA | 463.0 > 418.8 | 25163.254 | 26010.213 | 1.00 | 4.50 | 12.093 | 10.3 | 102.7 | NO | 4.269 | NO |
| 41 | 22 | PFOSA | 497.9 > 77.9 | 7089.875 | 7969.226 | 1.00 | 4.57 | 11.121 | 10.5 | 105.3 | NO | 26.432 | NO |
| 42 | 23 | L-PFOS | 498.9 > 79.9 | 3892.551 | 4260.459 | 1.00 | 4.60 | 11.421 | 10.5 | 105.1 | NO | 1.982 | NO |
| 43 | 25 | 9Cl-PF30NS | 530.7 > 350.8 | 8218.377 | 4260.459 | 1.00 | 4.82 | 24.112 | 11.1 | 110.5 | NO | 18.807 | NO |
| 44 | 26 | PFDA | 513 > 468.8 | 29247.150 | 26400.852 | 1.00 | 4.89 | 13.848 | 11.0 | 110.1 | NO | 5.502 | NO |
| 45 | 27 | 8:2 FTS | 527.0 > 506.9 | 4564.716 | 2570.166 | 1.00 | 4.86 | 22.200 | 10.3 | 103.5 | NO | 1.282 | NO |
| 46 | 56 | 13C5-PFNA | 468.2 > 422.9 | 26010.213 | 25555.631 | 1.00 | 4.50 | 12.722 | 12.8 | 102.5 | NO | | |
| 47 | 57 | 13C8-PFOSA | 506.1 > 77.7 | 7969.226 | 38474.223 | 1.00 | 4.56 | 2.589 | 12.2 | 97.8 | NO | | |
| 48 | 59 | 13C8-PFOS | 507.0 > 79.9 | 4260.459 | 4325.942 | 1.00 | 4.59 | 12.311 | 12.6 | 101.0 | NO | | |
| 49 | 59 | 13C8-PFOS | 507.0 > 79.9 | 4260.459 | 4325.942 | 1.00 | 4.59 | 12.311 | 12.6 | 101.0 | NO | | |
| 50 | 60 | 13C2-PFDA | 515.1 > 469.9 | 26400.852 | 33652.445 | 1.00 | 4.89 | 9.806 | 11.9 | 95.2 | NO | | |
| 51 | 61 | 13C2-8:2 FTS | 529 > 79.9 | 2570.166 | 4325.942 | 1.00 | 4.86 | 7.427 | 13.2 | 105.7 | NO | | |
| 52 | -1 | | | | | | | | | | | | |
| 53 | 28 | PFNS | 549.1 > 80.1 | 2850.653 | 4260.459 | 1.00 | 4.96 | 8.364 | 11.4 | 114.0 | NO | 1.697 | NO |
| 54 | 29 | L-MeFOSAA | 570 > 419 | 10793.446 | 6332.024 | 1.00 | 5.06 | 21.307 | 10.6 | 105.8 | NO | 2.345 | NO |
| 55 | 31 | L-EtFOSAA | 584.1 > 419 | 8611.014 | 8704.344 | 1.00 | 5.22 | 12.366 | 10.1 | 101.3 | NO | 1.392 | NO |
| 56 | 33 | PFUdA | 563.0 > 518.9 | 27128.928 | 34486.609 | 1.00 | 5.23 | 9.833 | 10.6 | 106.0 | NO | 9.108 | NO |
| 57 | 34 | PFDS | 598.8 > 79.9 | 3695.463 | 2570.166 | 1.00 | 5.28 | 17.973 | 10.0 | 100.3 | NO | 1.705 | NO |
| 58 | 35 | 11Cl-PF30UdS | 632.6 > 452.7 | 1645.870 | 33215.680 | 1.00 | 5.45 | 0.619 | 10.4 | 104.0 | NO | 4.736 | NO |
| 59 | 59 | 13C8-PFOS | 507.0 > 79.9 | 4260.459 | 4325.942 | 1.00 | 4.59 | 12.311 | 12.6 | 101.0 | NO | | |
| 60 | 62 | d3-N-MeFOSAA | 573.3 > 419 | 6332.024 | 38474.223 | 1.00 | 5.05 | 2.057 | 11.5 | 91.9 | NO | | |
| 61 | 64 | d5-N-EtFOSAA | 589.3 > 419 | 8704.344 | 38474.223 | 1.00 | 5.21 | 2.828 | 12.7 | 101.9 | NO | | |
| 62 | 63 | 13C2-PFUdA | 565 > 519.8 | 34486.609 | 38474.223 | 1.00 | 5.23 | 11.204 | 12.6 | 100.6 | NO | | |
| 63 | 61 | 13C2-8:2 FTS | 529 > 79.9 | 2570.166 | 4325.942 | 1.00 | 4.86 | 7.427 | 13.2 | 105.7 | NO | | |
| 64 | 65 | 13C2-PFDoA | 614.7 > 569.7 | 33215.680 | 33652.445 | 1.00 | 5.52 | 12.338 | 11.8 | 94.5 | NO | | |
| 65 | -1 | | | | | | | | | | | | |
| 66 | 36 | 10:2 FTS | 627.0 > 606.9 | 5566.824 | 2570.166 | 1.00 | 5.51 | 27.074 | 9.8 | 97.6 | NO | 1.657 | NO |
| 67 | 37 | PFDoA | 612.9 > 569.0 | 30270.287 | 33215.680 | 1.00 | 5.52 | 11.392 | 10.4 | 103.5 | NO | 8.535 | NO |
| 68 | 38 | N-MeFOSA | 512.1 > 168.9 | 7140.762 | 17720.654 | 1.00 | 5.67 | 60.444 | 49.6 | 99.1 | NO | 1.524 | NO |
| 69 | 39 | PFTrDA | 662.9 > 618.9 | 33357.750 | 33215.680 | 1.00 | 5.78 | 12.553 | 10.6 | 106.3 | NO | 23.379 | NO |
| 70 | 40 | PFDoS | 698.8 > 79.9 | 3040.980 | 23353.057 | 1.00 | 5.81 | 1.628 | 9.9 | 98.7 | NO | 1.726 | NO |
| 71 | 41 | PFTeDA | 713.0 > 669.0 | 30435.002 | 23353.057 | 1.00 | 6.00 | 16.291 | 11.2 | 112.3 | NO | 14.193 | NO |
| 72 | 65 | 13C2-PFDoA | 614.7 > 569.7 | 33215.680 | 33652.445 | 1.00 | 5.52 | 12.338 | 11.8 | 94.5 | NO | | |

Dataset: F:\Projects\PFAS.PRO\Results\190728M1\190728M1-51.qld

Last Altered: Monday, July 29, 2019 09:56:13 Pacific Daylight Time
Printed: Monday, July 29, 2019 09:56:42 Pacific Daylight Time

**Name: 190728M1_51, Date: 28-Jul-2019, Time: 23:57:04, ID: ST190728M1-12 PFC CS3 19G1106, Description: PFC CS3 19G1106**

| | # | Name | Trace | Area | IS Area | wt/vol | RT | Response | Conc. | %Rec | Recovery ... | Ion Ratio | Ratio Out? |
|---|---|---|---|---|---|---|---|---|---|---|---|---|---|
| 73 | 65 | 13C2-PFDoA | 614.7 > 569.7 | 33215.680 | 33652.445 | 1.00 | 5.52 | 12.338 | 11.8 | 94.5 | NO | | |
| 74 | 66 | d3-N-MeFOSA | 515.2 > 168.9 | 17720.654 | 38474.223 | 1.00 | 5.70 | 5.757 | 146.0 | 97.3 | NO | | |
| 75 | 65 | 13C2-PFDoA | 614.7 > 569.7 | 33215.680 | 33652.445 | 1.00 | 5.52 | 12.338 | 11.8 | 94.5 | NO | | |
| 76 | 67 | 13C2-PFTeDA | 715.1 > 669.7 | 23353.057 | 38474.223 | 1.00 | 6.00 | 7.587 | 11.9 | 95.5 | NO | | |
| 77 | 67 | 13C2-PFTeDA | 715.1 > 669.7 | 23353.057 | 38474.223 | 1.00 | 6.00 | 7.587 | 11.9 | 95.5 | NO | | |
| 78 | -1 | | | | | | | | | | | | |
| 79 | 42 | N-EtFOSA | 526.1 > 168.9 | 7603.438 | 21472.240 | 1.00 | 6.13 | 53.116 | 52.7 | 105.5 | NO | 1.746 | NO |
| 80 | 43 | PFHxDA | 813.1 > 768.6 | 15939.359 | 12227.557 | 1.00 | 6.37 | 6.518 | 10.2 | 102.1 | NO | 20.877 | NO |
| 81 | 44 | PFODA | 913.1 > 868.8 | 21046.850 | 12227.557 | 1.00 | 6.62 | 8.606 | 11.4 | 113.8 | NO | | |
| 82 | 45 | N-MeFOSE | 616.1 > 58.9 | 5512.603 | 14736.345 | 1.00 | 6.35 | 56.112 | 51.5 | 103.0 | NO | | |
| 83 | 46 | N-EtFOSE | 630.1 > 58.9 | 6932.836 | 15496.389 | 1.00 | 6.50 | 67.108 | 52.2 | 104.4 | NO | | |
| 84 | 72 | 13C4-PFBA | 217.0 > 172.0 | 12204.711 | 12204.711 | 1.00 | 1.09 | 12.500 | 12.5 | 100.0 | NO | | |
| 85 | 68 | d5-N-ETFOSA | 531.1 > 168.9 | 21472.240 | 38474.223 | 1.00 | 6.15 | 6.976 | 152.0 | 101.3 | NO | | |
| 86 | 69 | 13C2-PFHxDA | 815 > 769.7 | 12227.557 | 38474.223 | 1.00 | 6.37 | 3.973 | 5.0 | 99.2 | NO | | |
| 87 | 69 | 13C2-PFHxDA | 815 > 769.7 | 12227.557 | 38474.223 | 1.00 | 6.37 | 3.973 | 5.0 | 99.2 | NO | | |
| 88 | 70 | d7-N-MeFOSE | 623.1 > 58.9 | 14736.345 | 38474.223 | 1.00 | 6.34 | 4.788 | 138.3 | 92.2 | NO | | |
| 89 | 71 | d9-N-EtFOSE | 639.2 > 58.8 | 15496.389 | 38474.223 | 1.00 | 6.49 | 5.035 | 141.5 | 94.3 | NO | | |
| 90 | 73 | 13C5-PFHxA | 318.0 > 272.9 | 30013.158 | 30013.158 | 1.00 | 2.89 | 12.500 | 12.5 | 100.0 | NO | | |
| 91 | -1 | | | | | | | | | | | | |
| 92 | 75 | 13C8-PFOA | 420.9 > 376.0 | 34298.340 | 34298.340 | 1.00 | 4.05 | 12.500 | 12.5 | 100.0 | NO | | |
| 93 | 74 | 18O2-PFHxS | 403.0 > 102.6 | 1824.851 | 1824.851 | 1.00 | 3.67 | 12.500 | 12.5 | 100.0 | NO | | |
| 94 | 76 | 13C9-PFNA | 472.2 > 426.9 | 25555.631 | 25555.631 | 1.00 | 4.50 | 12.500 | 12.5 | 100.0 | NO | | |
| 95 | 77 | 13C4-PFOS | 503 > 79.9 | 4325.942 | 4325.942 | 1.00 | 4.60 | 12.500 | 12.5 | 100.0 | NO | | |
| 96 | 78 | 13C6-PFDA | 519.1 > 473.7 | 33652.445 | 33652.445 | 1.00 | 4.89 | 12.500 | 12.5 | 100.0 | NO | | |
| 97 | 79 | 13C7-PFUdA | 570.1 > 524.8 | 38474.223 | 38474.223 | 1.00 | 5.23 | 12.500 | 12.5 | 100.0 | NO | | |

Vista Analytical Laboratory

Dataset: Untitled

Last Altered: Monday, July 29, 2019 09:58:53 Pacific Daylight Time
Printed: Monday, July 29, 2019 09:58:57 Pacific Daylight Time

**Method: F:\Projects\PFAS.PRO\MethDB\PFAS_FULL_80C_072819.mdb 28 Jul 2019 19:34:01**
**Calibration: F:\Projects\PFAS.PRO\CurveDB\C18_VAL-PFAS_Q4_07-28-19.cdb 28 Jul 2019 19:54:16**

**Compound name: PFBA**

| | # | Name | ID | Acq.Date | Acq.Time |
|---|---|---|---|---|---|
| 1 | 1 | 190728M1_1 | IPA | 28-Jul-19 | 15:06:56 |
| 2 | 2 | 190728M1_2 | IPA | 28-Jul-19 | 15:17:30 |
| 3 | 3 | 190728M1_3 | IPA | 28-Jul-19 | 15:28:08 |
| 4 | 4 | 190728M1_4 | ST190728M1-1 PFC CS-2 19G1101 | 28-Jul-19 | 15:38:41 |
| 5 | 5 | 190728M1_5 | ST190728M1-2 PFC CS-1 19G1102 | 28-Jul-19 | 15:49:20 |
| 6 | 6 | 190728M1_6 | ST190728M1-3 PFC CS0 19G1103 | 28-Jul-19 | 15:59:58 |
| 7 | 7 | 190728M1_7 | ST190728M1-4 PFC CS1 19G1104 | 28-Jul-19 | 16:10:31 |
| 8 | 8 | 190728M1_8 | ST190728M1-5 PFC CS2 19G1105 | 28-Jul-19 | 16:21:10 |
| 9 | 9 | 190728M1_9 | ST190728M1-6 PFC CS3 19G1106 | 28-Jul-19 | 16:31:43 |
| 10 | 10 | 190728M1_10 | ST190728M1-7 PFC CS4 19G1107 | 28-Jul-19 | 16:42:22 |
| 11 | 11 | 190728M1_11 | ST190728M1-8 PFC CS5 19G1108 | 28-Jul-19 | 16:53:00 |
| 12 | 12 | 190728M1_12 | ST190728M1-9 PFC CS6 19G1109 | 28-Jul-19 | 17:03:33 |
| 13 | 13 | 190728M1_13 | ST190728M1-10 PFC CS7 19G1110 | 28-Jul-19 | 17:14:11 |
| 14 | 14 | 190728M1_14 | IB | 28-Jul-19 | 17:24:45 |
| 15 | 15 | 190728M1_15 | ICV190728M1-1 PFC ICV 19F2422 | 28-Jul-19 | 17:35:23 |
| 16 | 16 | 190728M1_16 | IPA | 28-Jul-19 | 17:45:56 |
| 17 | 17 | 190728M1_17 | B9G0228-BS1 OPR 1 | 28-Jul-19 | 17:56:35 |
| 18 | 18 | 190728M1_18 | B9G0228-BSD1 LCSD 1 | 28-Jul-19 | 18:07:08 |
| 19 | 19 | 190728M1_19 | B9G0228-BLK1 Method Blank 1 | 28-Jul-19 | 18:17:46 |
| 20 | 20 | 190728M1_20 | B9G0228-MS1 Matrix Spike 1.18 | 28-Jul-19 | 18:28:19 |
| 21 | 21 | 190728M1_21 | B9G0228-MSD1 Matrix Spike Dup 1.22 | 28-Jul-19 | 18:38:57 |
| 22 | 22 | 190728M1_22 | 1902048-01 B96-PFAS-SB57-6-8-070319 1.13 | 28-Jul-19 | 18:49:29 |
| 23 | 23 | 190728M1_23 | 1902048-02 B96-PFAS-SB36-0-2-070319 1.12 | 28-Jul-19 | 19:00:08 |
| 24 | 24 | 190728M1_24 | 1902048-03 B96-PFAS-SB36-6.5-8.5-070319 1.26 | 28-Jul-19 | 19:10:46 |
| 25 | 25 | 190728M1_25 | 1902048-04 B96-PFAS-SB73-0-2-070319 1.13 | 28-Jul-19 | 19:21:19 |
| 26 | 26 | 190728M1_26 | 1902048-05 B96-PFAS-SB73-7-9-070319 1.21 | 28-Jul-19 | 19:31:57 |
| 27 | 27 | 190728M1_27 | 1902048-06 B96-PFAS-SB29-6.5-8.5-070319 1.17 | 28-Jul-19 | 19:42:30 |
| 28 | 28 | 190728M1_28 | 1902048-07 B96-PFAS-SB31-6-8-070319 1.1 | 28-Jul-19 | 19:53:09 |
| 29 | 29 | 190728M1_29 | 1902048-08 B96-PFAS-SB74-0-2-070319 1.1 | 28-Jul-19 | 20:03:39 |
| 30 | 30 | 190728M1_30 | 1902048-09 B96-PFAS-SB74-6.5-8.5-070319 1.2 | 28-Jul-19 | 20:14:17 |
| 31 | 31 | 190728M1_31 | 1902048-11 B96-PFAS-SB48-6-8-070819 1.06 | 28-Jul-19 | 20:24:56 |
| 32 | 32 | 190728M1_32 | IPA | 28-Jul-19 | 20:35:28 |

Dataset: Untitled

Last Altered: Monday, July 29, 2019 09:58:53 Pacific Daylight Time
Printed: Monday, July 29, 2019 09:58:57 Pacific Daylight Time

**Compound name: PFBA**

| | # Name | ID | Acq.Date | Acq.Time |
|---|---|---|---|---|
| 33 | 33 190728M1_33 | ST190728M1-11 PFC CS3 19G1106 | 28-Jul-19 | 20:46:07 |
| 34 | 34 190728M1_34 | IPA | 28-Jul-19 | 20:56:45 |
| 35 | 35 190728M1_35 | 1902048-12 DUP06-070819 1.12 | 28-Jul-19 | 21:07:24 |
| 36 | 36 190728M1_36 | 1902048-13 B96-PFAS-SB22-5-7-070819 1.08 | 28-Jul-19 | 21:18:02 |
| 37 | 37 190728M1_37 | 1902048-14 B96-PFAS-SB20-5-7-070819 1.05 | 28-Jul-19 | 21:28:34 |
| 38 | 38 190728M1_38 | 1902048-15 B96-PFAS-SB49-5-7-070819 1.09 | 28-Jul-19 | 21:39:13 |
| 39 | 39 190728M1_39 | 1902049-09 B96-PFAS-SB42-6.2-8.2-070919 1.24 | 28-Jul-19 | 21:49:51 |
| 40 | 40 190728M1_40 | 1902049-10 B96-PFAS-SB41-5.5-7.5-070919 1.24 | 28-Jul-19 | 22:00:24 |
| 41 | 41 190728M1_41 | 1902049-11 B96-PFAS-SB52-5-10-070919 1.18 | 28-Jul-19 | 22:11:02 |
| 42 | 42 190728M1_42 | 1902049-13 B96-PFAS-SB64-0-2-070919 1.05 | 28-Jul-19 | 22:21:40 |
| 43 | 43 190728M1_43 | B9G0259-BS1 OPR 0.25 | 28-Jul-19 | 22:32:14 |
| 44 | 44 190728M1_44 | B9G0259-BLK1 Method Blank 0.25 | 28-Jul-19 | 22:42:52 |
| 45 | 45 190728M1_45 | 1902093-08RE1 AS-PW-16-0719 0.27719 | 28-Jul-19 | 22:53:26 |
| 46 | 46 190728M1_46 | B9G0251-BS1 OPR 0.125 | 28-Jul-19 | 23:04:04 |
| 47 | 47 190728M1_47 | B9G0251-BSD1 LCSD 0.125 | 28-Jul-19 | 23:14:36 |
| 48 | 48 190728M1_48 | B9G0251-BLK1 Method Blank 0.125 | 28-Jul-19 | 23:25:15 |
| 49 | 49 190728M1_49 | 1902189-04RE1 SAOA-B03-GW 0.11684 | 28-Jul-19 | 23:35:53 |
| 50 | 50 190728M1_50 | IPA | 28-Jul-19 | 23:46:25 |
| 51 | 51 190728M1_51 | ST190728M1-12 PFC CS3 19G1106 | 28-Jul-19 | 23:57:04 |
| 52 | 52 190728M1_52 | IPA | 29-Jul-19 | 00:07:42 |
| 53 | 53 190728M1_53 | 1902189-05RE1 NAOA-B03-GW 0.09826 | 29-Jul-19 | 00:18:15 |
| 54 | 54 190728M1_54 | 1902189-10RE1 NON-B03-GW 0.12659 | 29-Jul-19 | 00:28:53 |
| 55 | 55 190728M1_55 | 1902189-12RE1 NAOA-B06-GW 0.12473 | 29-Jul-19 | 00:39:25 |
| 56 | 56 190728M1_56 | 1902193-01 Wastewater-19-03 0.10887 | 29-Jul-19 | 00:50:04 |
| 57 | 57 190728M1_57 | B9G0003-BLK1 Method Blank 2 | 29-Jul-19 | 01:00:38 |
| 58 | 58 190728M1_58 | B9G0003-BS1 OPR 2 | 29-Jul-19 | 01:11:16 |
| 59 | 59 190728M1_59 | B9G0003-BS2 OPR 2 | 29-Jul-19 | 01:21:55 |
| 60 | 60 190728M1_60 | B9G0003-BS3 OPR 2 | 29-Jul-19 | 01:32:28 |
| 61 | 61 190728M1_61 | B9G0003-BS4 OPR 2 | 29-Jul-19 | 01:43:06 |
| 62 | 62 190728M1_62 | B9G0003-BS5 OPR 2 | 29-Jul-19 | 01:53:39 |
| 63 | 63 190728M1_63 | B9G0003-BS6 OPR 2 | 29-Jul-19 | 02:04:17 |
| 64 | 64 190728M1_64 | B9G0003-BS7 OPR 2 | 29-Jul-19 | 02:14:51 |
| 65 | 65 190728M1_65 | B9G0260-BS2 OPR 1 | 29-Jul-19 | 02:25:29 |
| 66 | 66 190728M1_66 | B9G0260-BS3 OPR 1 | 29-Jul-19 | 02:36:07 |
| 67 | 67 190728M1_67 | B9G0260-BS4 OPR 1 | 29-Jul-19 | 02:46:39 |
| 68 | 68 190728M1_68 | B9G0260-BS5 OPR 1 | 29-Jul-19 | 02:57:18 |

Vista Analytical Laboratory

Dataset: Untitled

Last Altered: Monday, July 29, 2019 09:58:53 Pacific Daylight Time
Printed: Monday, July 29, 2019 09:58:57 Pacific Daylight Time

**Compound name: PFBA**

| | # Name | ID | Acq.Date | Acq.Time |
|---|---|---|---|---|
| 69 | 69 190728M1_69 | IPA | 29-Jul-19 | 03:07:57 |
| 70 | 70 190728M1_70 | ST190728M1-13 PFC CS3 19G1106 | 29-Jul-19 | 03:18:29 |
| 71 | 71 190728M1_71 | IPA | 29-Jul-19 | 03:29:08 |

Dataset: F:\Projects\PFAS.PRO\Results\190728M1\190728M1-51.qld

Last Altered: Monday, July 29, 2019 09:56:13 Pacific Daylight Time
Printed: Monday, July 29, 2019 09:56:42 Pacific Daylight Time

**Method: F:\Projects\PFAS.PRO\MethDB\PFAS_FULL_80C_072819.mdb 28 Jul 2019 19:34:01**
**Calibration: F:\Projects\PFAS.PRO\CurveDB\C18_VAL-PFAS_Q4_07-28-19.cdb 28 Jul 2019 19:54:16**

**Name: 190728M1_51, Date: 28-Jul-2019, Time: 23:57:04, ID: ST190728M1-12 PFC CS3 19G1106, Description: PFC CS3 19G1106**

**PFBA**
F2:MRM of 1 channel,ES-
213.0 > 168.8
1.451e+005

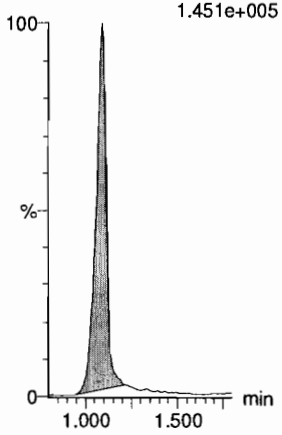


**PFPrS**
F6:MRM of 2 channels,ES-
248.9 > 79.9
2.558e+004

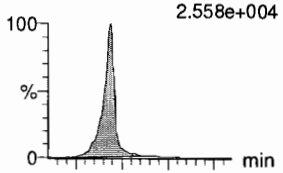


F6:MRM of 2 channels,ES-
248.9 > 98.9
1.060e+004

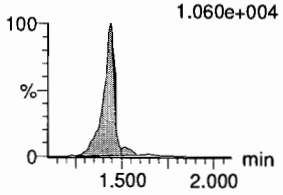


**3:3 FTCA**
F5:MRM of 2 channels,ES-
240.9 > 176.9
8.606e+003

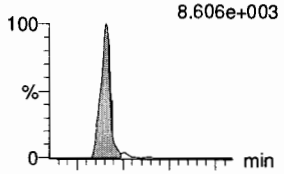


F5:MRM of 2 channels,ES-
240.9 > 116.9
4.489e+003

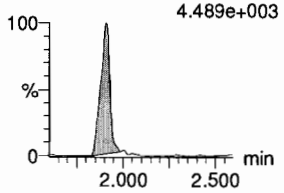


**PFPeA**
F7:MRM of 1 channel,ES-
263.1 > 218.9
1.813e+005

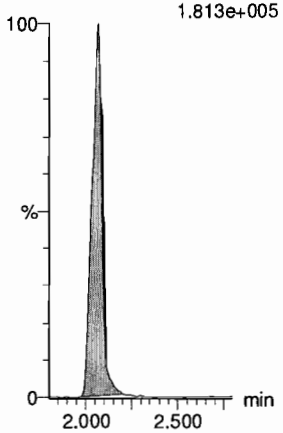


**PFBS**
F11:MRM of 2 channels,ES-
299.0 > 79.7
7.085e+004

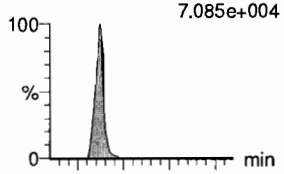


F11:MRM of 2 channels,ES-
299.0 > 99.0
2.249e+004

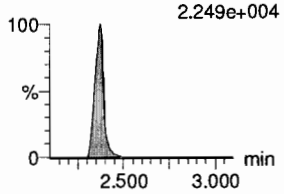


**4:2 FTS**
F16:MRM of 2 channels,ES-
327.0 > 306.9
1.602e+005

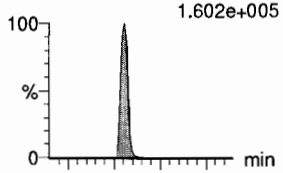


F16:MRM of 2 channels,ES-
327.0 > 80.9
8.897e+004

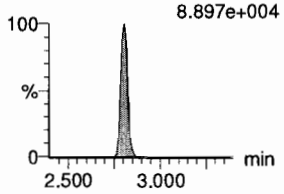


**13C3-PFBA**
F3:MRM of 1 channel,ES-
216.1 > 171.8
1.448e+005

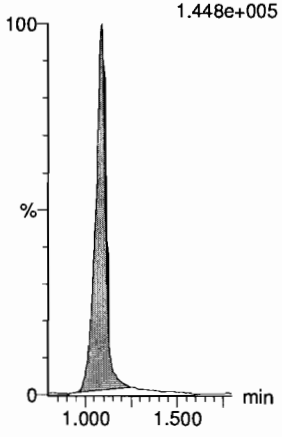


**13C3-PFBS**
F12:MRM of 1 channel,ES-
302.0 > 98.8
3.762e+004

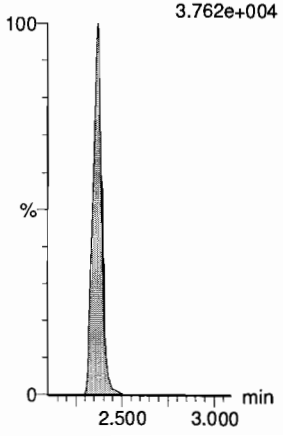


**13C3-PFPeA**
F8:MRM of 1 channel,ES-
266.0 > 221.8
2.639e+005

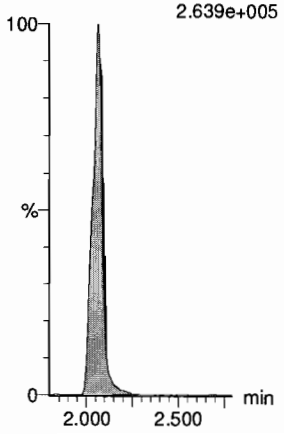


**13C3-PFPeA**
F8:MRM of 1 channel,ES-
266.0 > 221.8
2.639e+005

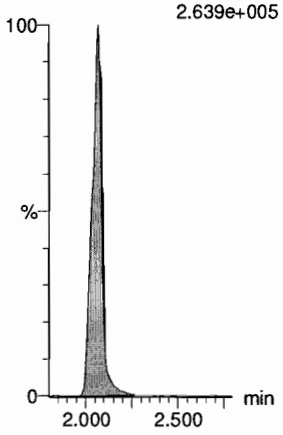


**13C3-PFBS**
F12:MRM of 1 channel,ES-
302.0 > 98.8
3.762e+004

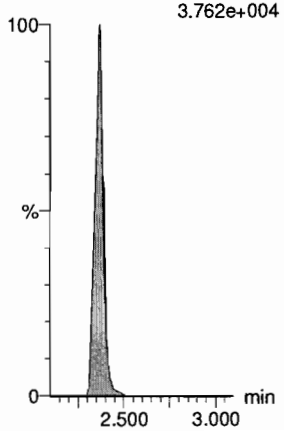


**13C2-4:2 FTS**
F17:MRM of 2 channels,ES-
329.0 > 79.9
7.698e+004

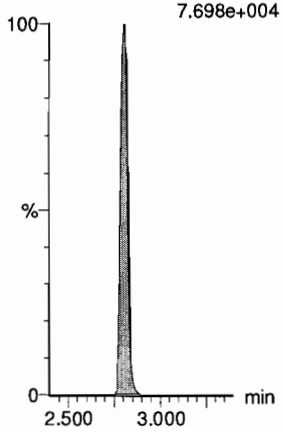

Dataset: F:\Projects\PFAS.PRO\Results\190728M1\190728M1-51.qld

Last Altered: Monday, July 29, 2019 09:56:13 Pacific Daylight Time
Printed: Monday, July 29, 2019 09:56:42 Pacific Daylight Time

**Name: 190728M1_51, Date: 28-Jul-2019, Time: 23:57:04, ID: ST190728M1-12 PFC CS3 19G1106, Description: PFC CS3 19G1106**

**PFHxA**

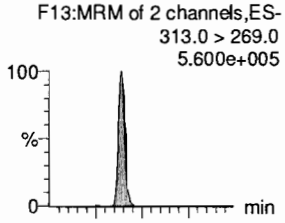


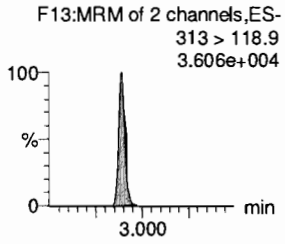


**PFPeS**

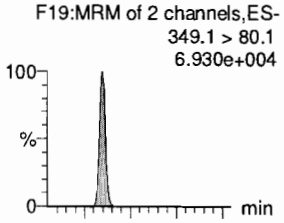


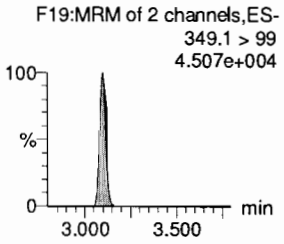


**HFPO-DA**

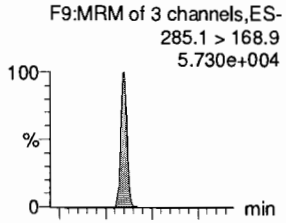


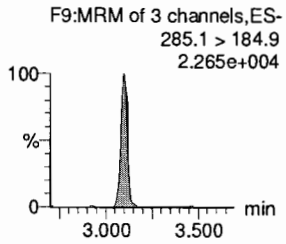


**5:3 FTCA**

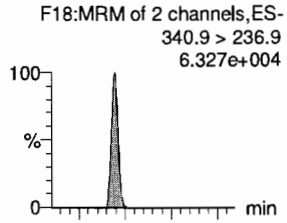


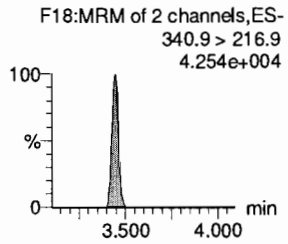


**PFHpA**

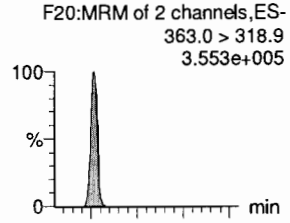


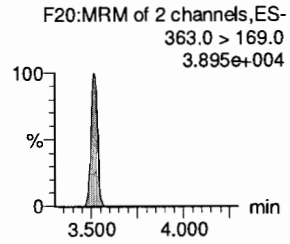


**ADONA**

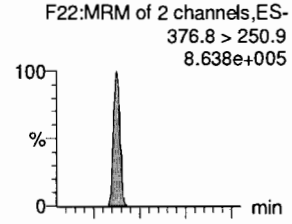


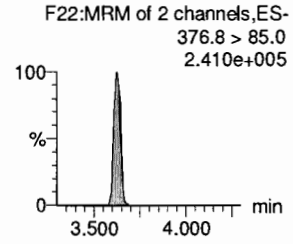


**13C2-PFHxA**

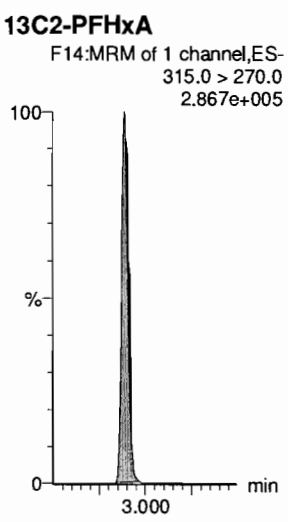


**13C3-PFBS**

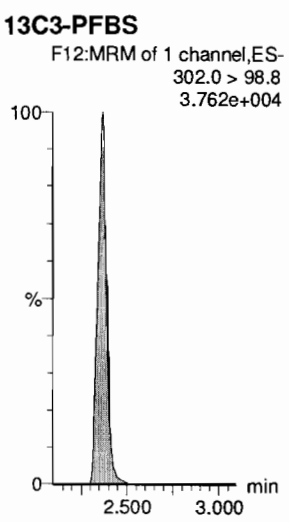


**13C3-HFPO-DA**

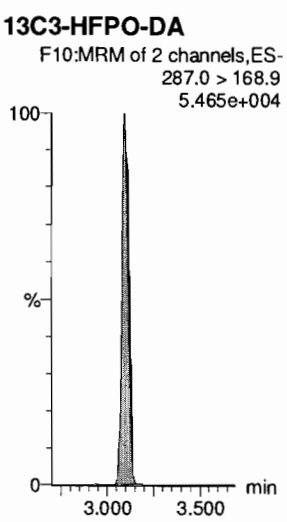


**13C4-PFHpA**

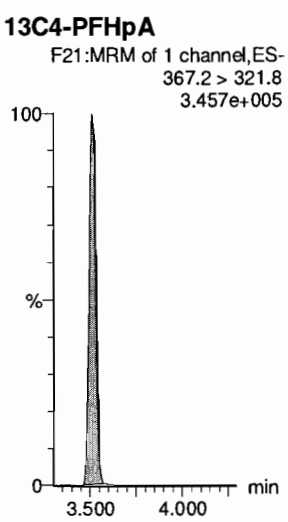


**13C4-PFHpA**

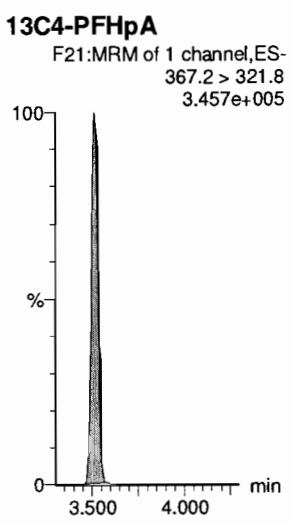


**13C4-PFHpA**

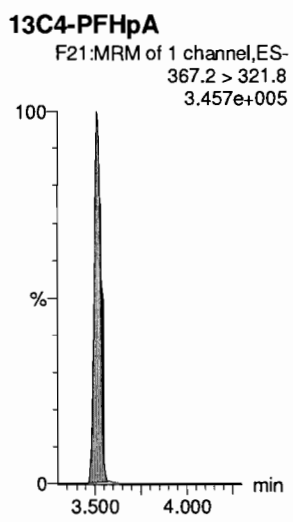

Dataset: F:\Projects\PFAS.PRO\Results\190728M1\190728M1-51.qld

Last Altered: Monday, July 29, 2019 09:56:13 Pacific Daylight Time
Printed: Monday, July 29, 2019 09:56:42 Pacific Daylight Time

**Name: 190728M1_51, Date: 28-Jul-2019, Time: 23:57:04, ID: ST190728M1-12 PFC CS3 19G1106, Description: PFC CS3 19G1106**

**L-PFHxS**

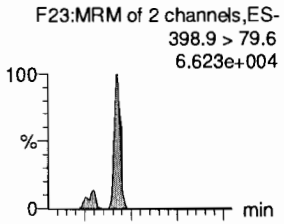


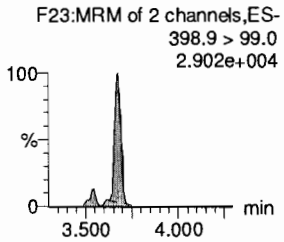


**6:2 FTS**

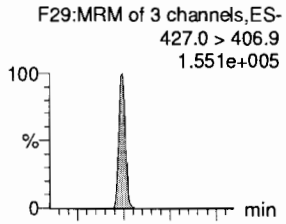


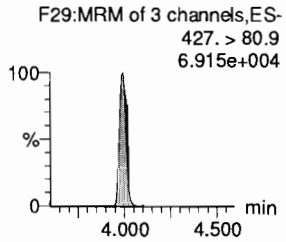


**L-PFOA**

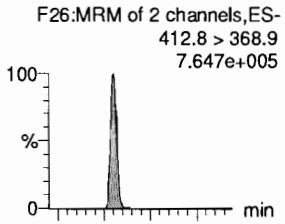


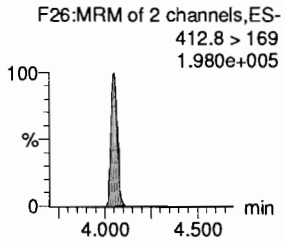


**PFEChS**

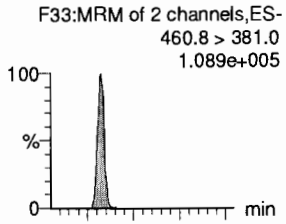


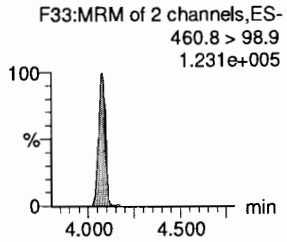


**PFHpS**

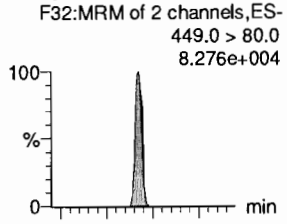


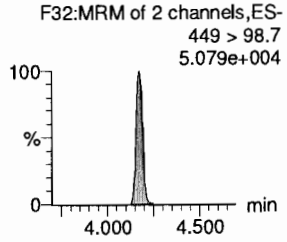


**7:3 FTCA**

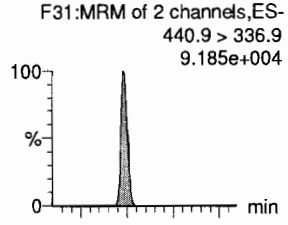


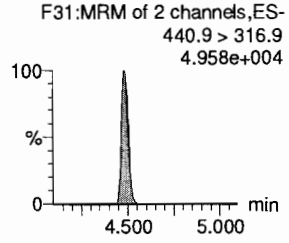


**13C3-PFHxS**

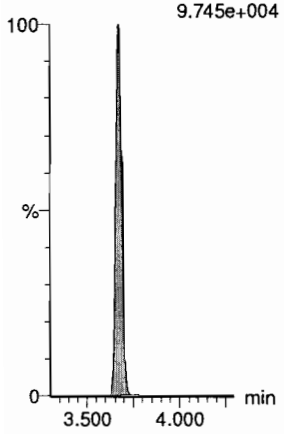


**13C2-6:2 FTS**

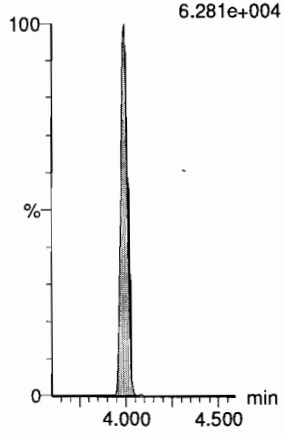


**13C2-PFOA**

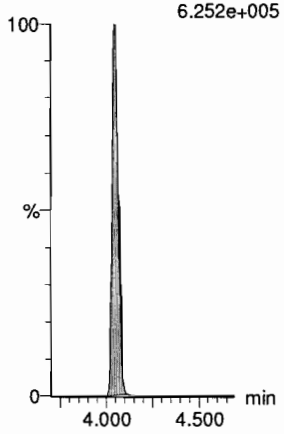


**13C2-PFOA**

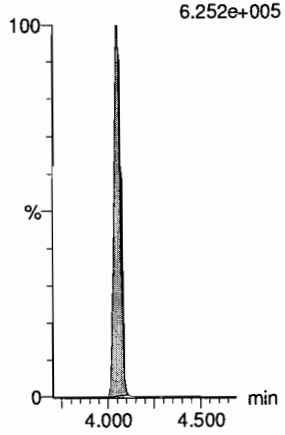


**13C8-PFOS**

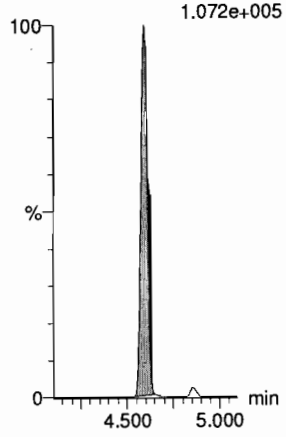


**13C5-PFNA**

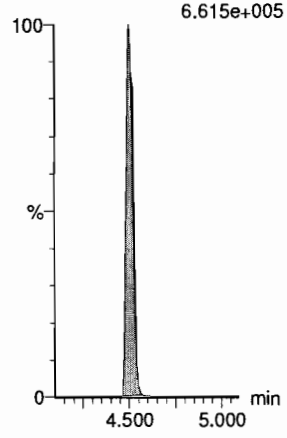

Dataset: F:\Projects\PFAS.PRO\Results\190728M1\190728M1-51.qld

Last Altered: Monday, July 29, 2019 09:56:13 Pacific Daylight Time
Printed: Monday, July 29, 2019 09:56:42 Pacific Daylight Time

**Name: 190728M1_51, Date: 28-Jul-2019, Time: 23:57:04, ID: ST190728M1-12 PFC CS3 19G1106, Description: PFC CS3 19G1106**

**PFNA**
F34:MRM of 2 channels,ES-
463.0 > 418.8
6.459e+005

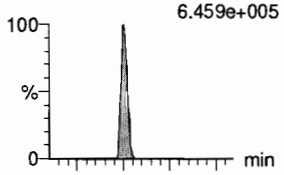


F34:MRM of 2 channels,ES-
463.0 > 219.0
1.469e+005

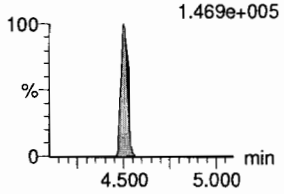


**PFOSA**
F37:MRM of 2 channels,ES-
497.9 > 77.9
1.680e+005

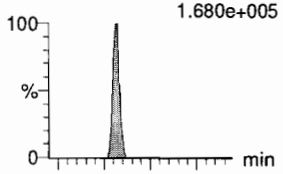


F37:MRM of 2 channels,ES-
497.9 > 168.9
6.587e+003

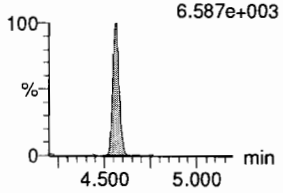


**L-PFOS**
F39:MRM of 2 channels,ES-
498.9 > 79.9
7.620e+004

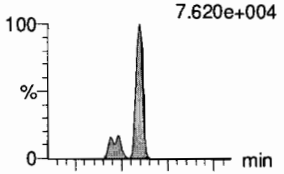


F39:MRM of 2 channels,ES-
498.9 > 99.0
4.299e+004

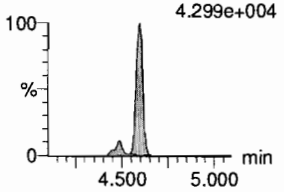


**9Cl-PF30NS**
F51:MRM of 2 channels,ES-
530.7 > 350.8
2.175e+005

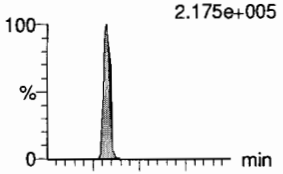


F51:MRM of 2 channels,ES-
530.7 > 82.8
1.105e+004

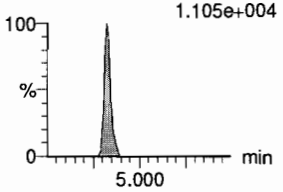


**PFDA**
F44:MRM of 2 channels,ES-
513 > 468.8
7.626e+005

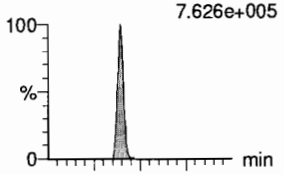


F44:MRM of 2 channels,ES-
513 > 219
1.404e+005

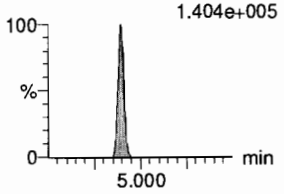


**8:2 FTS**
F49:MRM of 2 channels,ES-
527.0 > 506.9
1.188e+005

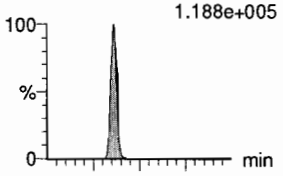


F49:MRM of 2 channels,ES-
527 > 80.9
9.445e+004

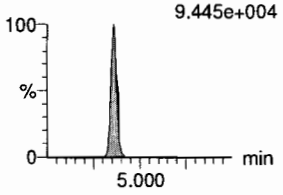


**13C5-PFNA**
F35:MRM of 1 channel,ES-
468.2 > 422.9
6.615e+005

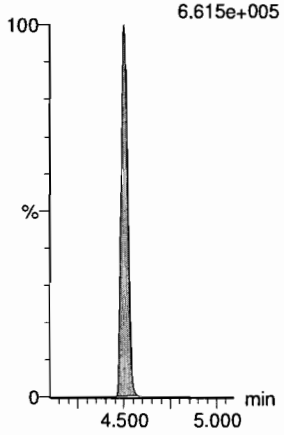


**13C8-PFOSA**
F41:MRM of 1 channel,ES-
506.1 > 77.7
1.909e+005

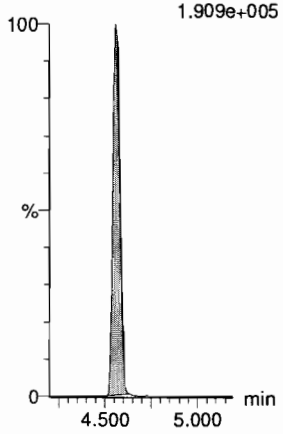


**13C8-PFOS**
F42:MRM of 1 channel,ES-
507.0 > 79.9
1.072e+005

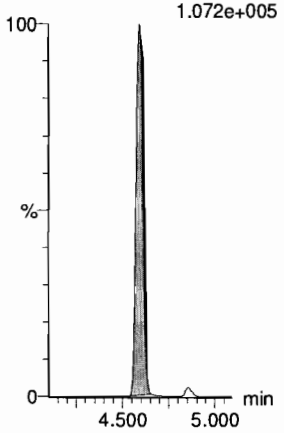


**13C8-PFOS**
F42:MRM of 1 channel,ES-
507.0 > 79.9
1.072e+005

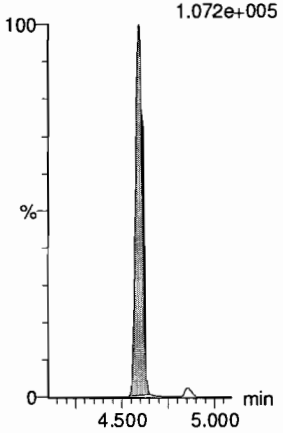


**13C2-PFDA**
F45:MRM of 1 channel,ES-
515.1 > 469.9
6.913e+005

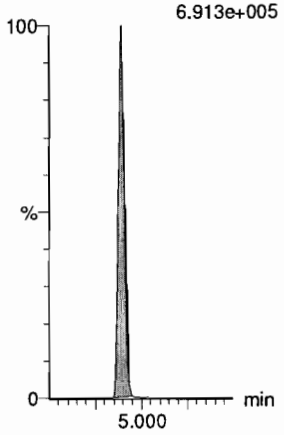


**13C2-8:2 FTS**
F50:MRM of 1 channel,ES-
529 > 79.9
6.904e+004

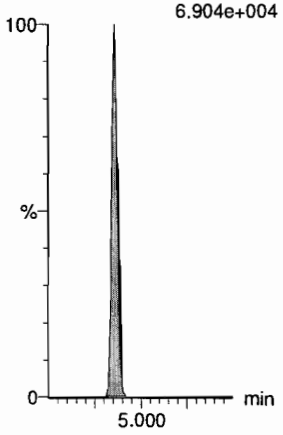

Dataset: F:\Projects\PFAS.PRO\Results\190728M1\190728M1-51.qld

Last Altered: Monday, July 29, 2019 09:56:13 Pacific Daylight Time
Printed: Monday, July 29, 2019 09:56:42 Pacific Daylight Time

**Name: 190728M1_51, Date: 28-Jul-2019, Time: 23:57:04, ID: ST190728M1-12 PFC CS3 19G1106, Description: PFC CS3 19G1106**

**PFNS**
F53:MRM of 2 channels,ES-
549.1 > 80.1
7.470e+004
F53:MRM of 2 channels,ES-
549.1 > 99.1
4.418e+004

**L-MeFOSAA**
F56:MRM of 2 channels,ES-
570 > 419
2.361e+005
F56:MRM of 2 channels,ES-
570. > 512
8.762e+004

**L-EtFOSAA**
F59:MRM of 2 channels,ES-
584.1 > 419
1.962e+005
F59:MRM of 2 channels,ES-
584.1 > 526
1.248e+005

**PFUdA**
F54:MRM of 2 channels,ES-
563.0 > 518.9
7.164e+005
F54:MRM of 2 channels,ES-
563.0 > 269
7.971e+004

**PFDS**
F61:MRM of 2 channels,ES-
598.8 > 79.9
9.910e+004
F61:MRM of 2 channels,ES-
598.8 > 98.9
5.707e+004

**11Cl-PF30UdS**
F68:MRM of 2 channels,ES-
632.6 > 452.7
4.355e+004
F68:MRM of 2 channels,ES-
632.6 > 450.7
8.302e+003

**13C8-PFOS**
F42:MRM of 1 channel,ES-
507.0 > 79.9
1.072e+005

**d3-N-MeFOSAA**
F58:MRM of 1 channel,ES-
573.3 > 419
1.604e+005

**d5-N-EtFOSAA**
F60:MRM of 1 channel,ES-
589.3 > 419
2.250e+005

**13C2-PFUdA**
F55:MRM of 1 channel,ES-
565 > 519.8
9.177e+005

**13C2-8:2 FTS**
F50:MRM of 1 channel,ES-
529 > 79.9
6.904e+004

**13C2-PFDoA**
F63:MRM of 1 channel,ES-
614.7 > 569.7
9.302e+005

Dataset: F:\Projects\PFAS.PRO\Results\190728M1\190728M1-51.qld

Last Altered: Monday, July 29, 2019 09:56:13 Pacific Daylight Time
Printed: Monday, July 29, 2019 09:56:42 Pacific Daylight Time

**Name: 190728M1_51, Date: 28-Jul-2019, Time: 23:57:04, ID: ST190728M1-12 PFC CS3 19G1106, Description: PFC CS3 19G1106**

**10:2 FTS**

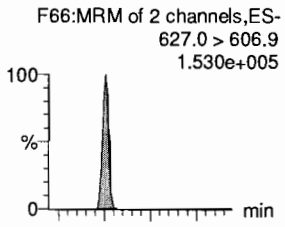


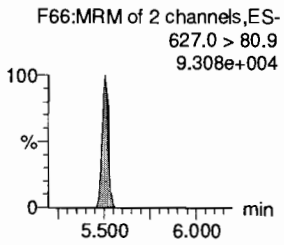


**PFDoA**

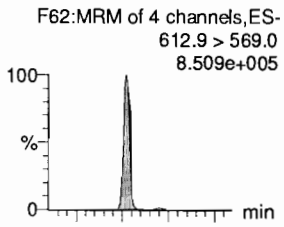


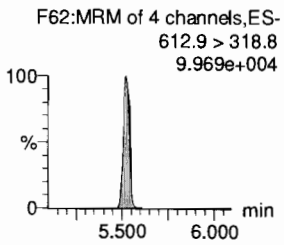


**N-MeFOSA**

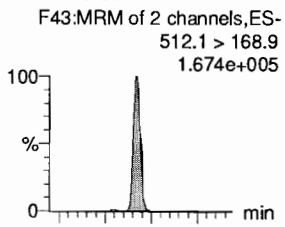


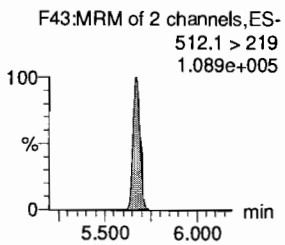


**PFTrDA**

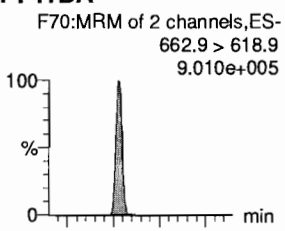


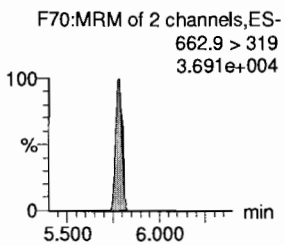


**PFDoS**

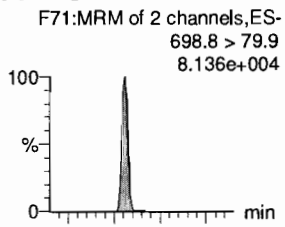


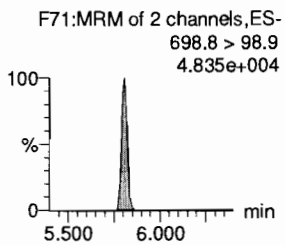


**PFTeDA**

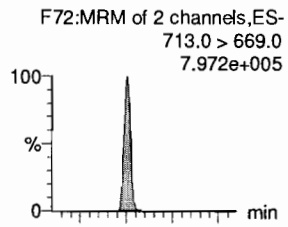


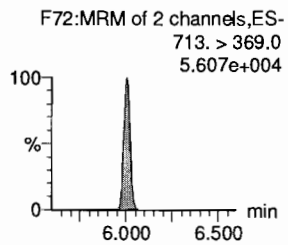


**13C2-PFDoA**

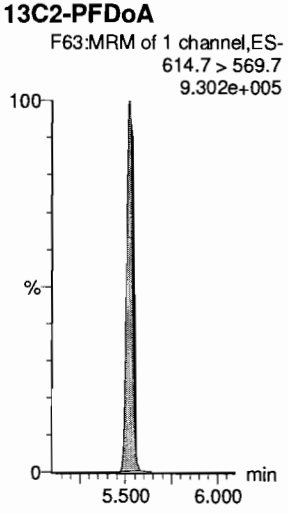


**13C2-PFDoA**

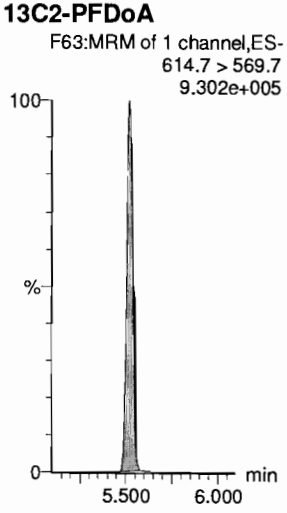


**d3-N-MeFOSA**

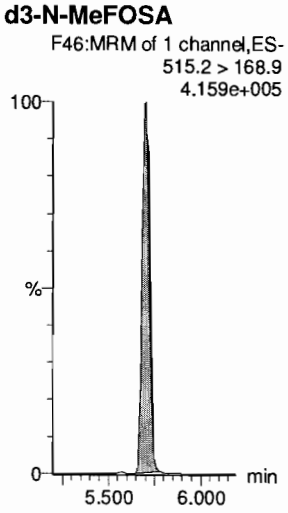


**13C2-PFDoA**

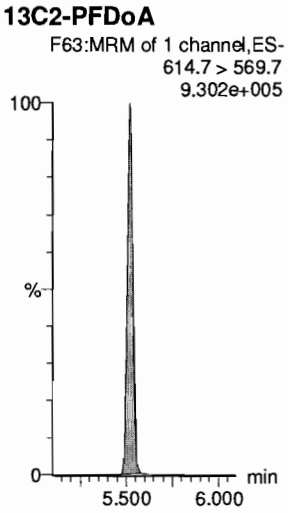


**13C2-PFTeDA**

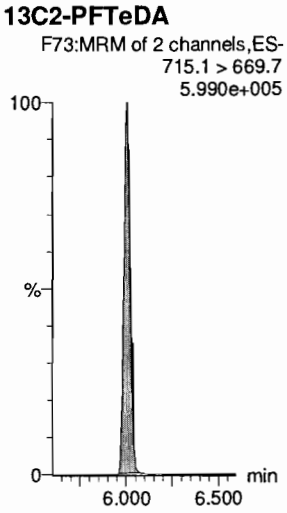


**13C2-PFTeDA**

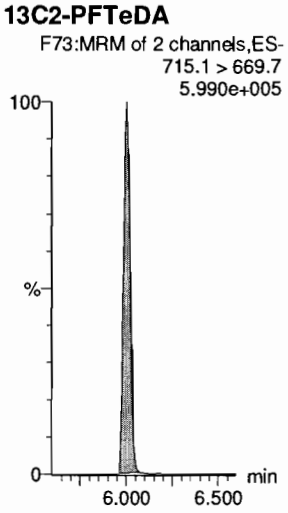

Dataset: F:\Projects\PFAS.PRO\Results\190728M1\190728M1-51.qld

Last Altered: Monday, July 29, 2019 09:56:13 Pacific Daylight Time
Printed: Monday, July 29, 2019 09:56:42 Pacific Daylight Time

**Name: 190728M1_51, Date: 28-Jul-2019, Time: 23:57:04, ID: ST190728M1-12 PFC CS3 19G1106, Description: PFC CS3 19G1106**

**N-EtFOSA**

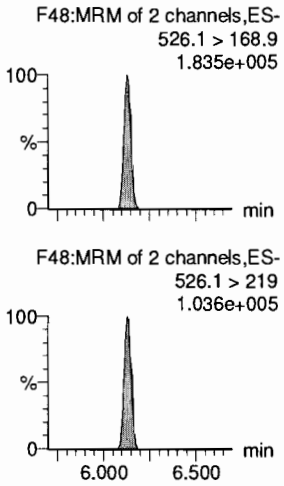


**PFHxDA**

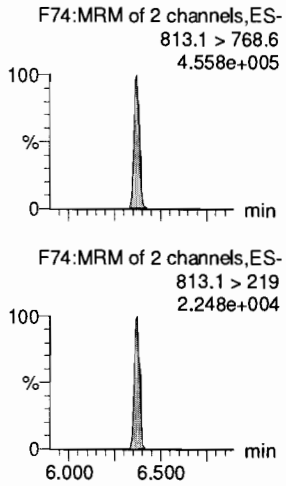


**PFODA**

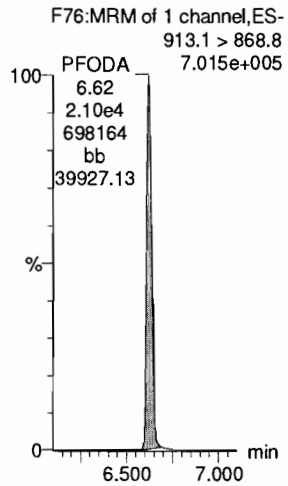


**N-MeFOSE**

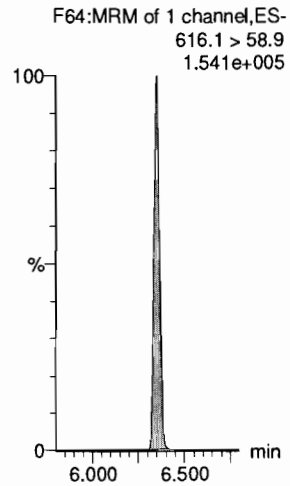


**N-EtFOSE**

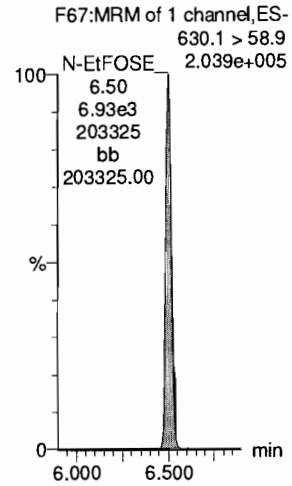


**13C4-PFBA**

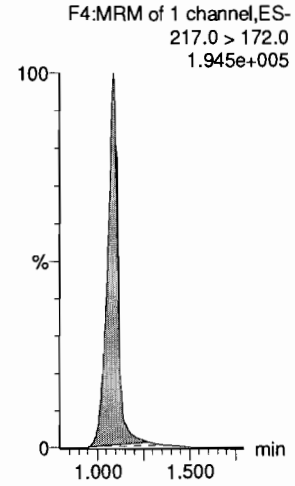


**d5-N-ETFOSA**

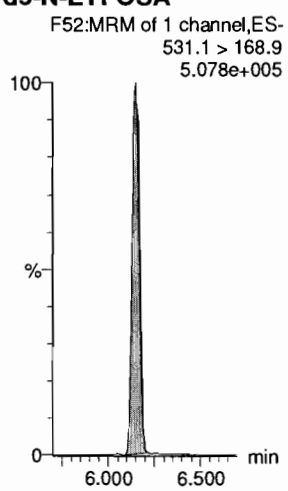


**13C2-PFHxDA**

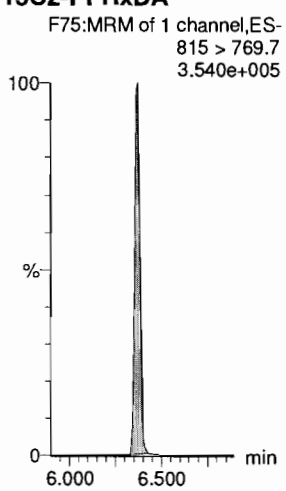


**13C2-PFHxDA**

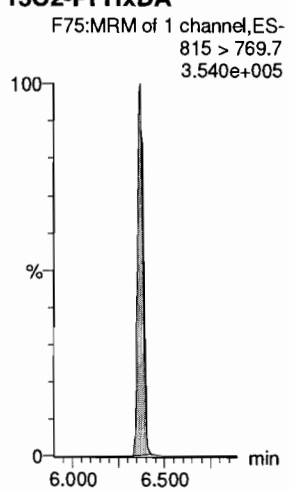


**d7-N-MeFOSE**

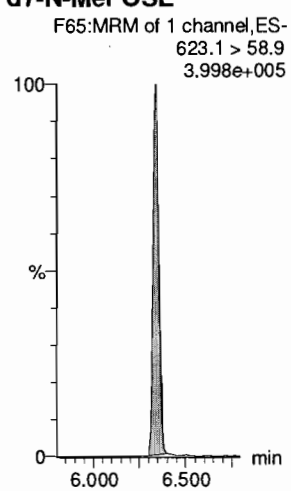


**d9-N-EtFOSE**

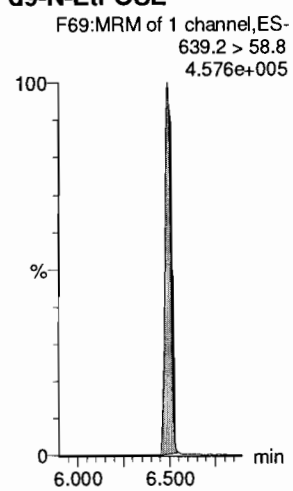


**13C5-PFHxA**

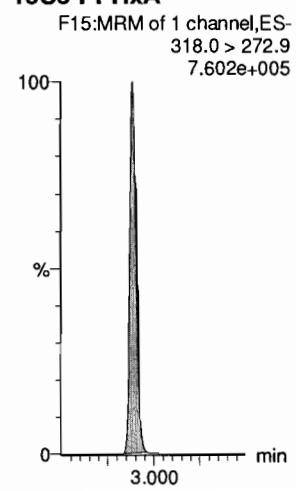

Dataset: F:\Projects\PFAS.PRO\Results\190728M1\190728M1-51.qld

Last Altered: Monday, July 29, 2019 09:56:13 Pacific Daylight Time
Printed: Monday, July 29, 2019 09:56:42 Pacific Daylight Time

**Name: 190728M1_51, Date: 28-Jul-2019, Time: 23:57:04, ID: ST190728M1-12 PFC CS3 19G1106, Description: PFC CS3 19G1106**

**13C8-PFOA**

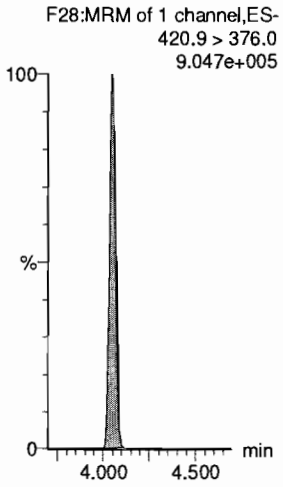


**18O2-PFHxS**

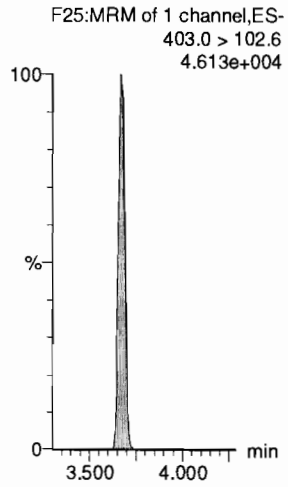


**13C9-PFNA**

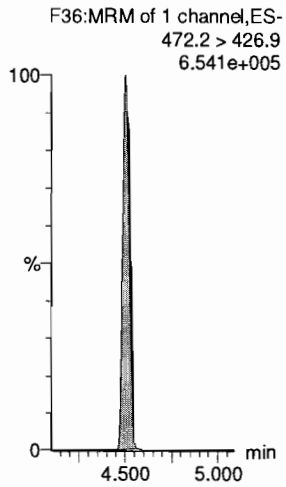


**13C4-PFOS**

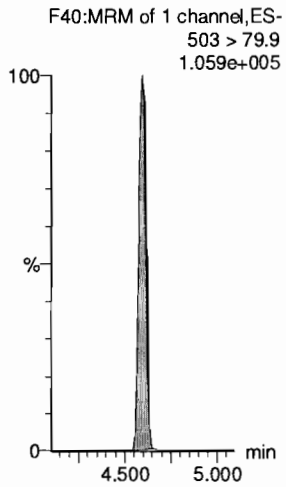


**13C6-PFDA**

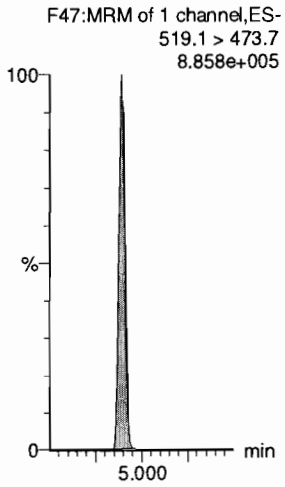


**13C7-PFUdA**

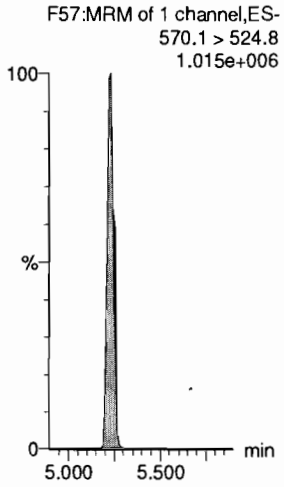

Dataset: F:\Projects\PFAS.PRO\Results\190728M1\190728M1-70.qld

Last Altered: Monday, July 29, 2019 10:03:15 Pacific Daylight Time
Printed: Monday, July 29, 2019 10:03:36 Pacific Daylight Time

RK 07/30/19

**Name: 190728M1_70, Date: 29-Jul-2019, Time: 03:18:29, ID: ST190728M1-13 PFC CS3 19G1106, Description: PFC CS3 19G1106**

| | # | Name | Trace | Area | IS Area | wt/vol | RT | Response | Conc. | %Rec | Recovery ... | Ion Ratio | Ratio Out? |
|---|---|---|---|---|---|---|---|---|---|---|---|---|---|
| 1 | 1 | PFBA | 213.0 > 168.8 | 9037.078 | 9093.744 | 1.00 | 1.09 | 12.422 | 10.2 | 102.1 | NO | | |
| 2 | 2 | PFPrS | 248.9 > 79.9 | 1745.175 | 2096.241 | 1.00 | 1.44 | 10.407 | 8.3 | 82.9 | NO | 2.530 | NO |
| 3 | 3 | 3:3 FTCA | 240.9 > 176.9 | 535.495 | 15922.728 | 1.00 | 1.91 | 0.420 | 9.2 | 92.2 | NO | 1.923 | NO |
| 4 | 4 | PFPeA | 263.1 > 218.9 | 11767.915 | 15922.728 | 1.00 | 2.07 | 9.238 | 10.3 | 103.5 | NO | | |
| 5 | 5 | PFBS | 299.0 > 79.7 | 3797.417 | 2096.241 | 1.00 | 2.37 | 22.644 | 10.2 | 101.5 | NO | 3.017 | NO |
| 6 | 6 | 4:2 FTS | 327.0 > 306.9 | 6238.900 | 3213.283 | 1.00 | 2.81 | 24.270 | 10.5 | 104.8 | NO | 1.704 | NO |
| 7 | 47 | 13C3-PFBA | 216.1 > 171.8 | 9093.744 | 12290.261 | 1.00 | 1.09 | 9.249 | 12.5 | 100.1 | NO | | |
| 8 | 49 | 13C3-PFBS | 302.0 > 98.8 | 2096.241 | 1831.520 | 1.00 | 2.37 | 14.307 | 12.8 | 102.3 | NO | | |
| 9 | 48 | 13C3-PFPeA | 266.0 > 221.8 | 15922.728 | 30699.004 | 1.00 | 2.07 | 6.483 | 12.5 | 100.0 | NO | | |
| 10 | 48 | 13C3-PFPeA | 266.0 > 221.8 | 15922.728 | 30699.004 | 1.00 | 2.07 | 6.483 | 12.5 | 100.0 | NO | | |
| 11 | 49 | 13C3-PFBS | 302.0 > 98.8 | 2096.241 | 1831.520 | 1.00 | 2.37 | 14.307 | 12.8 | 102.3 | NO | | |
| 12 | 51 | 13C2-4:2 FTS | 329.0 >79.9 | 3213.283 | 1831.520 | 1.00 | 2.81 | 21.930 | 12.9 | 102.8 | NO | | |
| 13 | -1 | | | | | | | | | | | | |
| 14 | 7 | PFHxA | 313.0 > 269.0 | 22949.438 | 12100.400 | 1.00 | 2.89 | 9.483 | 10.6 | 106.5 | NO | 14.586 | NO |
| 15 | 8 | PFPeS | 349.1>80.1 | 2597.323 | 2096.241 | 1.00 | 3.10 | 15.488 | 10.1 | 101.2 | NO | 1.337 | NO |
| 16 | 9 | HFPO-DA | 285.1 > 168.9 | 1758.057 | 1646.228 | 1.00 | 3.10 | 5.340 | 10.1 | 100.7 | NO | 2.148 | NO |
| 17 | 10 | 5:3 FTCA | 340.9 > 236.9 | 2588.445 | 13431.127 | 1.00 | 3.45 | 2.409 | 10.4 | 103.8 | NO | 1.518 | NO |
| 18 | 11 | PFHpA | 363.0 > 318.9 | 14583.976 | 13431.127 | 1.00 | 3.52 | 13.573 | 10.8 | 107.7 | NO | 9.238 | NO |
| 19 | 12 | ADONA | 376.8 > 250.9 | 35077.590 | 13431.127 | 1.00 | 3.63 | 32.646 | 9.7 | 96.9 | NO | 3.408 | NO |
| 20 | 52 | 13C2-PFHxA | 315.0 > 270.0 | 12100.400 | 30699.004 | 1.00 | 2.89 | 4.927 | 5.0 | 100.9 | NO | | |
| 21 | 49 | 13C3-PFBS | 302.0 > 98.8 | 2096.241 | 1831.520 | 1.00 | 2.37 | 14.307 | 12.8 | 102.3 | NO | | |
| 22 | 50 | 13C3-HFPO-DA | 287.0 > 168.9 | 1646.228 | 30699.004 | 1.00 | 3.10 | 0.670 | 4.7 | 94.7 | NO | | |
| 23 | 53 | 13C4-PFHpA | 367.2 > 321.8 | 13431.127 | 30699.004 | 1.00 | 3.52 | 5.469 | 12.1 | 96.7 | NO | | |
| 24 | 53 | 13C4-PFHpA | 367.2 > 321.8 | 13431.127 | 30699.004 | 1.00 | 3.52 | 5.469 | 12.1 | 96.7 | NO | | |
| 25 | 53 | 13C4-PFHpA | 367.2 > 321.8 | 13431.127 | 30699.004 | 1.00 | 3.52 | 5.469 | 12.1 | 96.7 | NO | | |
| 26 | -1 | | | | | | | | | | | | |
| 27 | 13 | L-PFHxS | 398.9 > 79.6 | 3023.968 | 3927.002 | 1.00 | 3.68 | 9.626 | 10.0 | 100.1 | NO | 2.121 | NO |
| 28 | 15 | 6:2 FTS | 427.0 > 406.9 | 6516.831 | 2448.347 | 1.00 | 3.99 | 33.272 | 10.7 | 107.1 | NO | 2.426 | NO |
| 29 | 16 | L-PFOA | 412.8 > 368.9 | 29103.141 | 24027.824 | 1.00 | 4.05 | 15.140 | 10.5 | 105.5 | NO | 3.713 | NO |
| 30 | 18 | PFecHS | 460.8 > 381.0 | 4776.940 | 24027.824 | 1.00 | 4.07 | 2.485 | 10.4 | 103.9 | NO | 0.953 | NO |
| 31 | 19 | PFHpS | 449.0 > 80.0 | 3505.812 | 4757.657 | 1.00 | 4.17 | 9.211 | 10.5 | 105.2 | NO | 1.954 | NO |
| 32 | 20 | 7:3 FTCA | 440.9 > 336.9 | 3614.315 | 26368.406 | 1.00 | 4.49 | 1.713 | 9.5 | 94.7 | NO | 1.844 | NO |
| 33 | 54 | 13C3-PFHxS | 401.8 > 79.9 | 3927.002 | 1831.520 | 1.00 | 3.68 | 26.802 | 13.0 | 103.7 | NO | | |
| 34 | 55 | 13C2-6:2 FTS | 429.0 >79.9 | 2448.347 | 4684.049 | 1.00 | 3.99 | 6.534 | 12.2 | 97.4 | NO | | |
| 35 | 58 | 13C2-PFOA | 414.9 > 369.7 | 24027.824 | 36717.219 | 1.00 | 4.05 | 8.180 | 12.0 | 96.3 | NO | | |
| 36 | 58 | 13C2-PFOA | 414.9 > 369.7 | 24027.824 | 36717.219 | 1.00 | 4.05 | 8.180 | 12.0 | 96.3 | NO | | |

CaH 7/29/19

Dataset: F:\Projects\PFAS.PRO\Results\190728M1\190728M1-70.qld

Last Altered: Monday, July 29, 2019 10:03:15 Pacific Daylight Time
Printed: Monday, July 29, 2019 10:03:36 Pacific Daylight Time

**Name: 190728M1_70, Date: 29-Jul-2019, Time: 03:18:29, ID: ST190728M1-13 PFC CS3 19G1106, Description: PFC CS3 19G1106**

| | # | Name | Trace | Area | IS Area | wt/vol | RT | Response | Conc. | %Rec | Recovery ... | Ion Ratio | Ratio Out? |
|---|---|---|---|---|---|---|---|---|---|---|---|---|---|
| 37 | 59 | 13C8-PFOS | 507.0 > 79.9 | 4757.657 | 4684.049 | 1.00 | 4.60 | 12.696 | 13.0 | 104.2 | NO | | |
| 38 | 56 | 13C5-PFNA | 468.2 > 422.9 | 26368.406 | 26143.410 | 1.00 | 4.50 | 12.608 | 12.7 | 101.6 | NO | | |
| 39 | -1 | | | | | | | | | | | | |
| 40 | 21 | PFNA | 463.0 > 418.8 | 25675.002 | 26368.406 | 1.00 | 4.50 | 12.171 | 10.3 | 103.4 | NO | 4.130 | NO |
| 41 | 22 | PFOSA | 497.9 > 77.9 | 7053.017 | 8223.924 | 1.00 | 4.57 | 10.720 | 10.1 | 101.5 | NO | 30.680 | NO |
| 42 | 23 | L-PFOS | 498.9 > 79.9 | 4022.136 | 4757.657 | 1.00 | 4.60 | 10.568 | 9.7 | 97.3 | NO | 2.160 | NO |
| 43 | 25 | 9Cl-PF30NS | 530.7 > 350.8 | 8298.152 | 4757.657 | 1.00 | 4.82 | 21.802 | 10.0 | 100.0 | NO | 17.853 | NO |
| 44 | 26 | PFDA | 513 > 468.8 | 29964.469 | 27342.078 | 1.00 | 4.89 | 13.699 | 10.9 | 108.9 | NO | 5.532 | NO |
| 45 | 27 | 8:2 FTS | 527.0 > 506.9 | 4218.961 | 2602.340 | 1.00 | 4.86 | 20.265 | 9.4 | 94.4 | NO | 1.104 | NO |
| 46 | 56 | 13C5-PFNA | 468.2 > 422.9 | 26368.406 | 26143.410 | 1.00 | 4.50 | 12.608 | 12.7 | 101.6 | NO | | |
| 47 | 57 | 13C8-PFOSA | 506.1 > 77.7 | 8223.924 | 39827.598 | 1.00 | 4.56 | 2.581 | 12.2 | 97.5 | NO | | |
| 48 | 59 | 13C8-PFOS | 507.0 > 79.9 | 4757.657 | 4684.049 | 1.00 | 4.60 | 12.696 | 13.0 | 104.2 | NO | | |
| 49 | 59 | 13C8-PFOS | 507.0 > 79.9 | 4757.657 | 4684.049 | 1.00 | 4.60 | 12.696 | 13.0 | 104.2 | NO | | |
| 50 | 60 | 13C2-PFDA | 515.1 > 469.9 | 27342.078 | 33853.715 | 1.00 | 4.89 | 10.096 | 12.2 | 98.0 | NO | | |
| 51 | 61 | 13C2-8:2 FTS | 529 > 79.9 | 2602.340 | 4684.049 | 1.00 | 4.86 | 6.945 | 12.4 | 98.8 | NO | | |
| 52 | -1 | | | | | | | | | | | | |
| 53 | 28 | PFNS | 549.1 > 80.1 | 2725.367 | 4757.657 | 1.00 | 4.96 | 7.160 | 9.8 | 97.8 | NO | 1.597 | NO |
| 54 | 29 | L-MeFOSAA | 570 > 419 | 11859.442 | 6295.158 | 1.00 | 5.06 | 23.549 | 11.7 | 116.9 | NO | 2.553 | NO |
| 55 | 31 | L-EtFOSAA | 584.1 > 419 | 8661.197 | 8612.260 | 1.00 | 5.22 | 12.571 | 10.3 | 103.0 | NO | 1.297 | NO |
| 56 | 33 | PFUdA | 563.0 > 518.9 | 26884.250 | 35832.477 | 1.00 | 5.23 | 9.378 | 10.1 | 101.1 | NO | 8.749 | NO |
| 57 | 34 | PFDS | 598.8 > 79.9 | 3765.934 | 2602.340 | 1.00 | 5.28 | 18.089 | 10.1 | 101.0 | NO | 1.682 | NO |
| 58 | 35 | 11Cl-PF30UdS | 632.6 > 452.7 | 1682.579 | 32966.902 | 1.00 | 5.45 | 0.638 | 10.7 | 107.1 | NO | 5.010 | NO |
| 59 | 59 | 13C8-PFOS | 507.0 > 79.9 | 4757.657 | 4684.049 | 1.00 | 4.60 | 12.696 | 13.0 | 104.2 | NO | | |
| 60 | 62 | d3-N-MeFOSAA | 573.3 > 419 | 6295.158 | 39827.598 | 1.00 | 5.05 | 1.976 | 11.0 | 88.2 | NO | | |
| 61 | 64 | d5-N-EtFOSAA | 589.3 > 419 | 8612.260 | 39827.598 | 1.00 | 5.21 | 2.703 | 12.2 | 97.4 | NO | | |
| 62 | 63 | 13C2-PFUdA | 565 > 519.8 | 35832.477 | 39827.598 | 1.00 | 5.23 | 11.246 | 12.6 | 101.0 | NO | | |
| 63 | 61 | 13C2-8:2 FTS | 529 > 79.9 | 2602.340 | 4684.049 | 1.00 | 4.86 | 6.945 | 12.4 | 98.8 | NO | | |
| 64 | 65 | 13C2-PFDoA | 614.7 > 569.7 | 32966.902 | 33853.715 | 1.00 | 5.52 | 12.173 | 11.7 | 93.3 | NO | | |
| 65 | -1 | | | | | | | | | | | | |
| 66 | 36 | 10:2 FTS | 627.0 > 606.9 | 5486.879 | 2602.340 | 1.00 | 5.51 | 26.356 | 9.5 | 95.0 | NO | 1.596 | NO |
| 67 | 37 | PFDoA | 612.9 > 569.0 | 31147.230 | 32966.902 | 1.00 | 5.52 | 11.810 | 10.7 | 107.4 | NO | 8.700 | NO |
| 68 | 38 | N-MeFOSA | 512.1 > 168.9 | 7285.427 | 17028.742 | 1.00 | 5.67 | 64.175 | 52.6 | 105.3 | NO | 1.628 | NO |
| 69 | 39 | PFTrDA | 662.9 > 618.9 | 33053.379 | 32966.902 | 1.00 | 5.78 | 12.533 | 10.6 | 106.2 | NO | 20.118 | NO |
| 70 | 40 | PFDoS | 698.8 > 79.9 | 3086.773 | 24330.678 | 1.00 | 5.81 | 1.586 | 9.6 | 96.2 | NO | 1.807 | NO |
| 71 | 41 | PFTeDA | 713.0 > 669.0 | 29963.336 | 24330.678 | 1.00 | 6.00 | 15.394 | 10.6 | 106.1 | NO | 14.067 | NO |
| 72 | 65 | 13C2-PFDoA | 614.7 > 569.7 | 32966.902 | 33853.715 | 1.00 | 5.52 | 12.173 | 11.7 | 93.3 | NO | | |

Dataset: F:\Projects\PFAS.PRO\Results\190728M1\190728M1-70.qld

Last Altered: Monday, July 29, 2019 10:03:15 Pacific Daylight Time
Printed: Monday, July 29, 2019 10:03:36 Pacific Daylight Time

**Name: 190728M1_70, Date: 29-Jul-2019, Time: 03:18:29, ID: ST190728M1-13 PFC CS3 19G1106, Description: PFC CS3 19G1106**

| | # | Name | Trace | Area | IS Area | wt/vol | RT | Response | Conc. | %Rec | Recovery ... | Ion Ratio | Ratio Out? |
|---|---|---|---|---|---|---|---|---|---|---|---|---|---|
| 73 | 65 | 13C2-PFDoA | 614.7 > 569.7 | 32966.902 | 33853.715 | 1.00 | 5.52 | 12.173 | 11.7 | 93.3 | NO | | |
| 74 | 66 | d3-N-MeFOSA | 515.2 > 168.9 | 17028.742 | 39827.598 | 1.00 | 5.70 | 5.345 | 135.5 | 90.3 | NO | | |
| 75 | 65 | 13C2-PFDoA | 614.7 > 569.7 | 32966.902 | 33853.715 | 1.00 | 5.52 | 12.173 | 11.7 | 93.3 | NO | | |
| 76 | 67 | 13C2-PFTeDA | 715.1 > 669.7 | 24330.678 | 39827.598 | 1.00 | 6.00 | 7.636 | 12.0 | 96.2 | NO | | |
| 77 | 67 | 13C2-PFTeDA | 715.1 > 669.7 | 24330.678 | 39827.598 | 1.00 | 6.00 | 7.636 | 12.0 | 96.2 | NO | | |
| 78 | -1 | | | | | | | | | | | | |
| 79 | 42 | N-EtFOSA | 526.1 > 168.9 | 7601.188 | 21414.352 | 1.00 | 6.13 | 53.244 | 52.9 | 105.7 | NO | 1.725 | NO |
| 80 | 43 | PFHxDA | 813.1 > 768.6 | 15654.708 | 11728.749 | 1.00 | 6.37 | 6.674 | 10.5 | 104.6 | NO | 22.377 | NO |
| 81 | 44 | PFODA | 913.1 > 868.8 | 20932.723 | 11728.749 | 1.00 | 6.63 | 8.924 | 11.8 | 118.0 | NO | | |
| 82 | 45 | N-MeFOSE | 616.1 > 58.9 | 5629.994 | 14831.118 | 1.00 | 6.35 | 56.941 | 52.3 | 104.5 | NO | | |
| 83 | 46 | N-EtFOSE | 630.1 > 58.9 | 6907.330 | 15678.629 | 1.00 | 6.50 | 66.084 | 51.4 | 102.8 | NO | | |
| 84 | 72 | 13C4-PFBA | 217.0 > 172.0 | 12290.261 | 12290.261 | 1.00 | 1.09 | 12.500 | 12.5 | 100.0 | NO | | |
| 85 | 68 | d5-N-ETFOSA | 531.1 > 168.9 | 21414.352 | 39827.598 | 1.00 | 6.15 | 6.721 | 146.4 | 97.6 | NO | | |
| 86 | 69 | 13C2-PFHxDA | 815 > 769.7 | 11728.749 | 39827.598 | 1.00 | 6.37 | 3.681 | 4.6 | 91.9 | NO | | |
| 87 | 69 | 13C2-PFHxDA | 815 > 769.7 | 11728.749 | 39827.598 | 1.00 | 6.37 | 3.681 | 4.6 | 91.9 | NO | | |
| 88 | 70 | d7-N-MeFOSE | 623.1 > 58.9 | 14831.118 | 39827.598 | 1.00 | 6.34 | 4.655 | 134.5 | 89.6 | NO | | |
| 89 | 71 | d9-N-EtFOSE | 639.2 > 58.8 | 15678.629 | 39827.598 | 1.00 | 6.49 | 4.921 | 138.3 | 92.2 | NO | | |
| 90 | 73 | 13C5-PFHxA | 318.0 > 272.9 | 30699.004 | 30699.004 | 1.00 | 2.89 | 12.500 | 12.5 | 100.0 | NO | | |
| 91 | -1 | | | | | | | | | | | | |
| 92 | 75 | 13C8-PFOA | 420.9 > 376.0 | 36717.219 | 36717.219 | 1.00 | 4.05 | 12.500 | 12.5 | 100.0 | NO | | |
| 93 | 74 | 18O2-PFHxS | 403.0 > 102.6 | 1831.520 | 1831.520 | 1.00 | 3.68 | 12.500 | 12.5 | 100.0 | NO | | |
| 94 | 76 | 13C9-PFNA | 472.2 > 426.9 | 26143.410 | 26143.410 | 1.00 | 4.50 | 12.500 | 12.5 | 100.0 | NO | | |
| 95 | 77 | 13C4-PFOS | 503 > 79.9 | 4684.049 | 4684.049 | 1.00 | 4.60 | 12.500 | 12.5 | 100.0 | NO | | |
| 96 | 78 | 13C6-PFDA | 519.1 > 473.7 | 33853.715 | 33853.715 | 1.00 | 4.89 | 12.500 | 12.5 | 100.0 | NO | | |
| 97 | 79 | 13C7-PFUdA | 570.1 > 524.8 | 39827.598 | 39827.598 | 1.00 | 5.23 | 12.500 | 12.5 | 100.0 | NO | | |

Vista Analytical Laboratory

Dataset: Untitled

Last Altered: Monday, July 29, 2019 09:58:53 Pacific Daylight Time
Printed: Monday, July 29, 2019 09:58:57 Pacific Daylight Time

**Method: F:\Projects\PFAS.PRO\MethDB\PFAS_FULL_80C_072819.mdb 28 Jul 2019 19:34:01**
**Calibration: F:\Projects\PFAS.PRO\CurveDB\C18_VAL-PFAS_Q4_07-28-19.cdb 28 Jul 2019 19:54:16**

**Compound name: PFBA**

| | # | Name | ID | Acq.Date | Acq.Time |
|---|---|---|---|---|---|
| 1 | 1 | 190728M1_1 | IPA | 28-Jul-19 | 15:06:56 |
| 2 | 2 | 190728M1_2 | IPA | 28-Jul-19 | 15:17:30 |
| 3 | 3 | 190728M1_3 | IPA | 28-Jul-19 | 15:28:08 |
| 4 | 4 | 190728M1_4 | ST190728M1-1 PFC CS-2 19G1101 | 28-Jul-19 | 15:38:41 |
| 5 | 5 | 190728M1_5 | ST190728M1-2 PFC CS-1 19G1102 | 28-Jul-19 | 15:49:20 |
| 6 | 6 | 190728M1_6 | ST190728M1-3 PFC CS0 19G1103 | 28-Jul-19 | 15:59:58 |
| 7 | 7 | 190728M1_7 | ST190728M1-4 PFC CS1 19G1104 | 28-Jul-19 | 16:10:31 |
| 8 | 8 | 190728M1_8 | ST190728M1-5 PFC CS2 19G1105 | 28-Jul-19 | 16:21:10 |
| 9 | 9 | 190728M1_9 | ST190728M1-6 PFC CS3 19G1106 | 28-Jul-19 | 16:31:43 |
| 10 | 10 | 190728M1_10 | ST190728M1-7 PFC CS4 19G1107 | 28-Jul-19 | 16:42:22 |
| 11 | 11 | 190728M1_11 | ST190728M1-8 PFC CS5 19G1108 | 28-Jul-19 | 16:53:00 |
| 12 | 12 | 190728M1_12 | ST190728M1-9 PFC CS6 19G1109 | 28-Jul-19 | 17:03:33 |
| 13 | 13 | 190728M1_13 | ST190728M1-10 PFC CS7 19G1110 | 28-Jul-19 | 17:14:11 |
| 14 | 14 | 190728M1_14 | IB | 28-Jul-19 | 17:24:45 |
| 15 | 15 | 190728M1_15 | ICV190728M1-1 PFC ICV 19F2422 | 28-Jul-19 | 17:35:23 |
| 16 | 16 | 190728M1_16 | IPA | 28-Jul-19 | 17:45:56 |
| 17 | 17 | 190728M1_17 | B9G0228-BS1 OPR 1 | 28-Jul-19 | 17:56:35 |
| 18 | 18 | 190728M1_18 | B9G0228-BSD1 LCSD 1 | 28-Jul-19 | 18:07:08 |
| 19 | 19 | 190728M1_19 | B9G0228-BLK1 Method Blank 1 | 28-Jul-19 | 18:17:46 |
| 20 | 20 | 190728M1_20 | B9G0228-MS1 Matrix Spike 1.18 | 28-Jul-19 | 18:28:19 |
| 21 | 21 | 190728M1_21 | B9G0228-MSD1 Matrix Spike Dup 1.22 | 28-Jul-19 | 18:38:57 |
| 22 | 22 | 190728M1_22 | 1902048-01 B96-PFAS-SB57-6-8-070319 1.13 | 28-Jul-19 | 18:49:29 |
| 23 | 23 | 190728M1_23 | 1902048-02 B96-PFAS-SB36-0-2-070319 1.12 | 28-Jul-19 | 19:00:08 |
| 24 | 24 | 190728M1_24 | 1902048-03 B96-PFAS-SB36-6.5-8.5-070319 1.26 | 28-Jul-19 | 19:10:46 |
| 25 | 25 | 190728M1_25 | 1902048-04 B96-PFAS-SB73-0-2-070319 1.13 | 28-Jul-19 | 19:21:19 |
| 26 | 26 | 190728M1_26 | 1902048-05 B96-PFAS-SB73-7-9-070319 1.21 | 28-Jul-19 | 19:31:57 |
| 27 | 27 | 190728M1_27 | 1902048-06 B96-PFAS-SB29-6.5-8.5-070319 1.17 | 28-Jul-19 | 19:42:30 |
| 28 | 28 | 190728M1_28 | 1902048-07 B96-PFAS-SB31-6-8-070319 1.1 | 28-Jul-19 | 19:53:09 |
| 29 | 29 | 190728M1_29 | 1902048-08 B96-PFAS-SB74-0-2-070319 1.1 | 28-Jul-19 | 20:03:39 |
| 30 | 30 | 190728M1_30 | 1902048-09 B96-PFAS-SB74-6.5-8.5-070319 1.2 | 28-Jul-19 | 20:14:17 |
| 31 | 31 | 190728M1_31 | 1902048-11 B96-PFAS-SB48-6-8-070819 1.06 | 28-Jul-19 | 20:24:56 |
| 32 | 32 | 190728M1_32 | IPA | 28-Jul-19 | 20:35:28 |

Vista Analytical Laboratory

Dataset: Untitled

Last Altered: Monday, July 29, 2019 09:58:53 Pacific Daylight Time
Printed: Monday, July 29, 2019 09:58:57 Pacific Daylight Time

**Compound name: PFBA**

| | # Name | ID | Acq.Date | Acq.Time |
|---|---|---|---|---|
| 33 | 33 190728M1_33 | ST190728M1-11 PFC CS3 19G1106 | 28-Jul-19 | 20:46:07 |
| 34 | 34 190728M1_34 | IPA | 28-Jul-19 | 20:56:45 |
| 35 | 35 190728M1_35 | 1902048-12 DUP06-070819 1.12 | 28-Jul-19 | 21:07:24 |
| 36 | 36 190728M1_36 | 1902048-13 B96-PFAS-SB22-5-7-070819 1.08 | 28-Jul-19 | 21:18:02 |
| 37 | 37 190728M1_37 | 1902048-14 B96-PFAS-SB20-5-7-070819 1.05 | 28-Jul-19 | 21:28:34 |
| 38 | 38 190728M1_38 | 1902048-15 B96-PFAS-SB49-5-7-070819 1.09 | 28-Jul-19 | 21:39:13 |
| 39 | 39 190728M1_39 | 1902049-09 B96-PFAS-SB42-6.2-8.2-070919 1.24 | 28-Jul-19 | 21:49:51 |
| 40 | 40 190728M1_40 | 1902049-10 B96-PFAS-SB41-5.5-7.5-070919 1.24 | 28-Jul-19 | 22:00:24 |
| 41 | 41 190728M1_41 | 1902049-11 B96-PFAS-SB52-5-10-070919 1.18 | 28-Jul-19 | 22:11:02 |
| 42 | 42 190728M1_42 | 1902049-13 B96-PFAS-SB64-0-2-070919 1.05 | 28-Jul-19 | 22:21:40 |
| 43 | 43 190728M1_43 | B9G0259-BS1 OPR 0.25 | 28-Jul-19 | 22:32:14 |
| 44 | 44 190728M1_44 | B9G0259-BLK1 Method Blank 0.25 | 28-Jul-19 | 22:42:52 |
| 45 | 45 190728M1_45 | 1902093-08RE1 AS-PW-16-0719 0.27719 | 28-Jul-19 | 22:53:26 |
| 46 | 46 190728M1_46 | B9G0251-BS1 OPR 0.125 | 28-Jul-19 | 23:04:04 |
| 47 | 47 190728M1_47 | B9G0251-BSD1 LCSD 0.125 | 28-Jul-19 | 23:14:36 |
| 48 | 48 190728M1_48 | B9G0251-BLK1 Method Blank 0.125 | 28-Jul-19 | 23:25:15 |
| 49 | 49 190728M1_49 | 1902189-04RE1 SAOA-B03-GW 0.11684 | 28-Jul-19 | 23:35:53 |
| 50 | 50 190728M1_50 | IPA | 28-Jul-19 | 23:46:25 |
| 51 | 51 190728M1_51 | ST190728M1-12 PFC CS3 19G1106 | 28-Jul-19 | 23:57:04 |
| 52 | 52 190728M1_52 | IPA | 29-Jul-19 | 00:07:42 |
| 53 | 53 190728M1_53 | 1902189-05RE1 NAOA-B03-GW 0.09826 | 29-Jul-19 | 00:18:15 |
| 54 | 54 190728M1_54 | 1902189-10RE1 NON-B03-GW 0.12659 | 29-Jul-19 | 00:28:53 |
| 55 | 55 190728M1_55 | 1902189-12RE1 NAOA-B06-GW 0.12473 | 29-Jul-19 | 00:39:25 |
| 56 | 56 190728M1_56 | 1902193-01 Wastewater-19-03 0.10887 | 29-Jul-19 | 00:50:04 |
| 57 | 57 190728M1_57 | B9G0003-BLK1 Method Blank 2 | 29-Jul-19 | 01:00:38 |
| 58 | 58 190728M1_58 | B9G0003-BS1 OPR 2 | 29-Jul-19 | 01:11:16 |
| 59 | 59 190728M1_59 | B9G0003-BS2 OPR 2 | 29-Jul-19 | 01:21:55 |
| 60 | 60 190728M1_60 | B9G0003-BS3 OPR 2 | 29-Jul-19 | 01:32:28 |
| 61 | 61 190728M1_61 | B9G0003-BS4 OPR 2 | 29-Jul-19 | 01:43:06 |
| 62 | 62 190728M1_62 | B9G0003-BS5 OPR 2 | 29-Jul-19 | 01:53:39 |
| 63 | 63 190728M1_63 | B9G0003-BS6 OPR 2 | 29-Jul-19 | 02:04:17 |
| 64 | 64 190728M1_64 | B9G0003-BS7 OPR 2 | 29-Jul-19 | 02:14:51 |
| 65 | 65 190728M1_65 | B9G0260-BS2 OPR 1 | 29-Jul-19 | 02:25:29 |
| 66 | 66 190728M1_66 | B9G0260-BS3 OPR 1 | 29-Jul-19 | 02:36:07 |
| 67 | 67 190728M1_67 | B9G0260-BS4 OPR 1 | 29-Jul-19 | 02:46:39 |
| 68 | 68 190728M1_68 | B9G0260-BS5 OPR 1 | 29-Jul-19 | 02:57:18 |

Vista Analytical Laboratory

Dataset: Untitled

Last Altered: Monday, July 29, 2019 09:58:53 Pacific Daylight Time
Printed: Monday, July 29, 2019 09:58:57 Pacific Daylight Time

**Compound name: PFBA**

| | # | Name | ID | Acq.Date | Acq.Time |
|---|---|---|---|---|---|
| 69 | 69 | 190728M1_69 | IPA | 29-Jul-19 | 03:07:57 |
| 70 | 70 | 190728M1_70 | ST190728M1-13 PFC CS3 19G1106 | 29-Jul-19 | 03:18:29 |
| 71 | 71 | 190728M1_71 | IPA | 29-Jul-19 | 03:29:08 |

Dataset: F:\Projects\PFAS.PRO\Results\190728M1\190728M1-70.qld

Last Altered: Monday, July 29, 2019 10:03:15 Pacific Daylight Time
Printed: Monday, July 29, 2019 10:03:36 Pacific Daylight Time

**Method: F:\Projects\PFAS.PRO\MethDB\PFAS_FULL_80C_072819.mdb 28 Jul 2019 19:34:01**
**Calibration: F:\Projects\PFAS.PRO\CurveDB\C18_VAL-PFAS_Q4_07-28-19.cdb 28 Jul 2019 19:54:16**

**Name: 190728M1_70, Date: 29-Jul-2019, Time: 03:18:29, ID: ST190728M1-13 PFC CS3 19G1106, Description: PFC CS3 19G1106**

**PFBA**
F2:MRM of 1 channel,ES-
213.0 > 168.8
1.473e+005

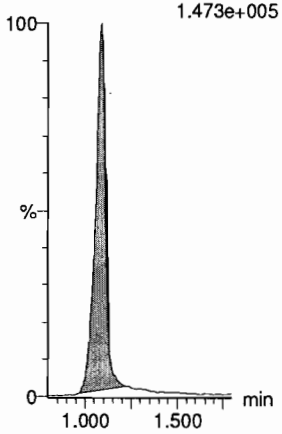


**PFPrS**
F6:MRM of 2 channels,ES-
248.9 > 79.9
2.555e+004

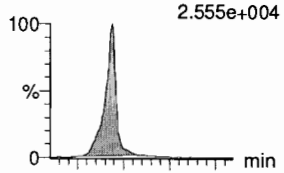


F6:MRM of 2 channels,ES-
248.9 > 98.9
1.082e+004

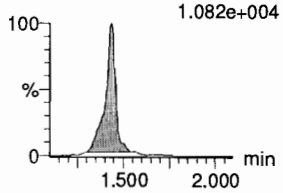


**3:3 FTCA**
F5:MRM of 2 channels,ES-
240.9 > 176.9
8.221e+003

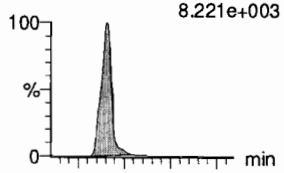


F5:MRM of 2 channels,ES-
240.9 > 116.9
4.332e+003

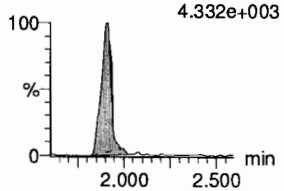


**PFPeA**
F7:MRM of 1 channel,ES-
263.1 > 218.9
1.941e+005

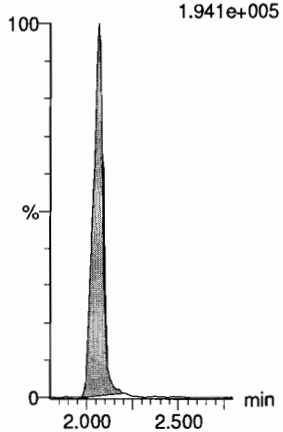


**PFBS**
F11:MRM of 2 channels,ES-
299.0 > 79.7
6.474e+004

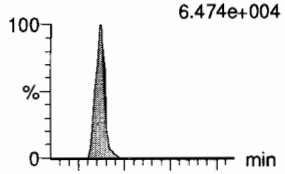


F11:MRM of 2 channels,ES-
299.0 > 99.0
2.229e+004

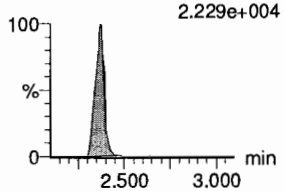


**4:2 FTS**
F16:MRM of 2 channels,ES-
327.0 > 306.9
1.563e+005

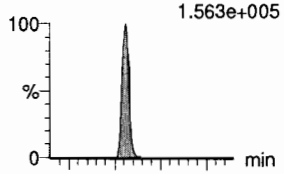


F16:MRM of 2 channels,ES-
327.0 > 80.9
8.753e+004

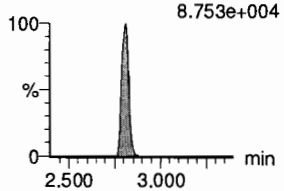


**13C3-PFBA**
F3:MRM of 1 channel,ES-
216.1 > 171.8
1.450e+005

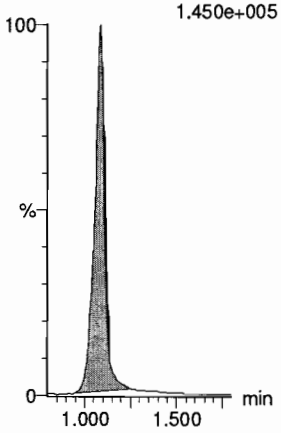


**13C3-PFBS**
F12:MRM of 1 channel,ES-
302.0 > 98.8
3.855e+004

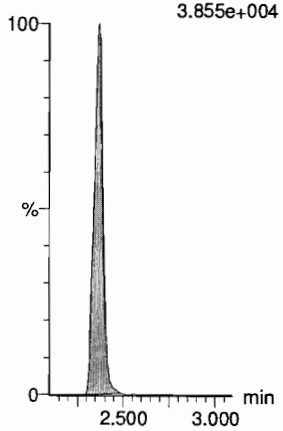


**13C3-PFPeA**
F8:MRM of 1 channel,ES-
266.0 > 221.8
2.574e+005

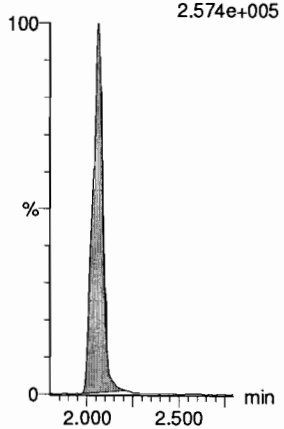


**13C3-PFPeA**
F8:MRM of 1 channel,ES-
266.0 > 221.8
2.574e+005

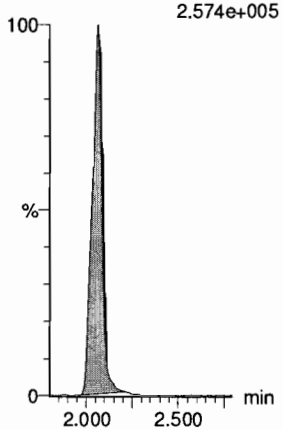


**13C3-PFBS**
F12:MRM of 1 channel,ES-
302.0 > 98.8
3.855e+004

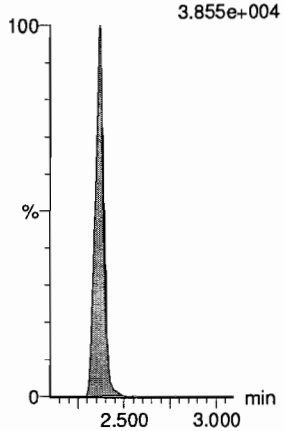


**13C2-4:2 FTS**
F17:MRM of 2 channels,ES-
329.0 > 79.9
7.751e+004

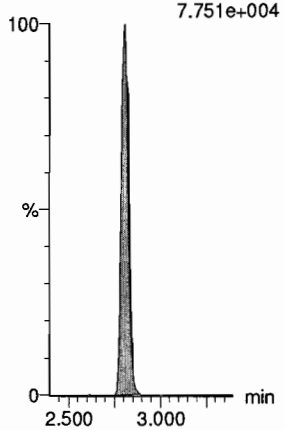

Dataset: F:\Projects\PFAS.PRO\Results\190728M1\190728M1-70.qld

Last Altered: Monday, July 29, 2019 10:03:15 Pacific Daylight Time
Printed: Monday, July 29, 2019 10:03:36 Pacific Daylight Time

**Name: 190728M1_70, Date: 29-Jul-2019, Time: 03:18:29, ID: ST190728M1-13 PFC CS3 19G1106, Description: PFC CS3 19G1106**

**PFHxA**

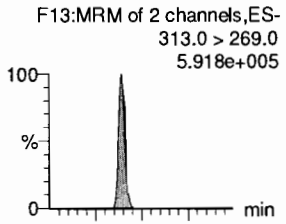


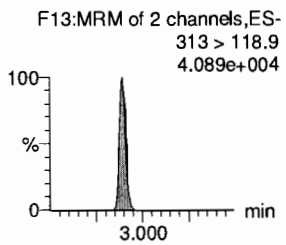


**PFPeS**

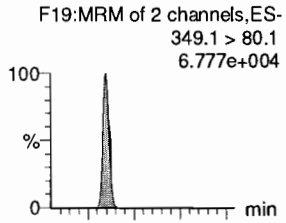


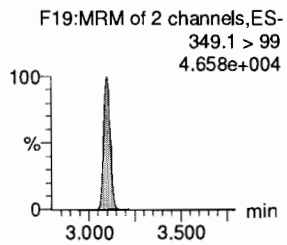


**HFPO-DA**

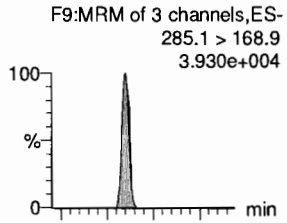


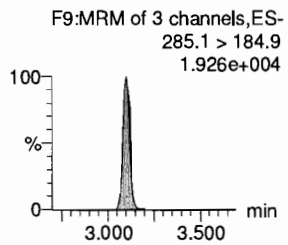


**5:3 FTCA**

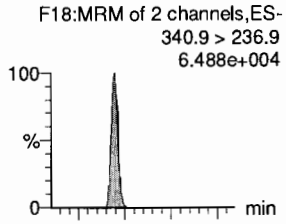


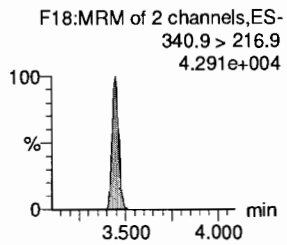


**PFHpA**

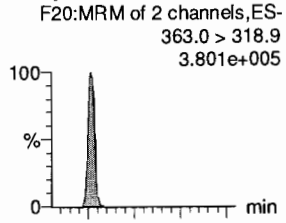


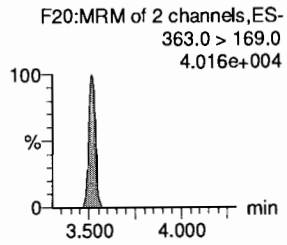


**ADONA**

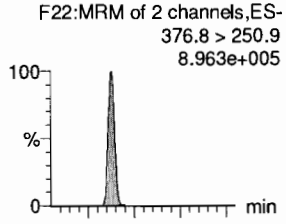


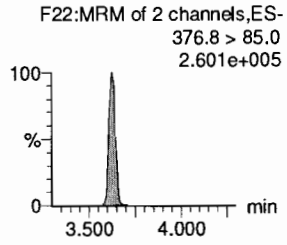


**13C2-PFHxA**

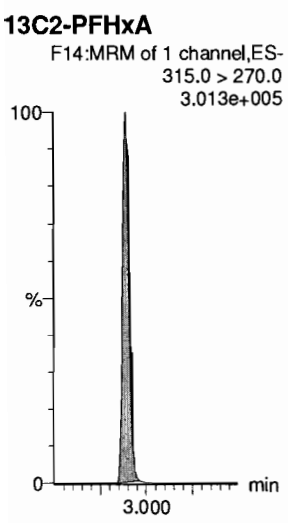


**13C3-PFBS**

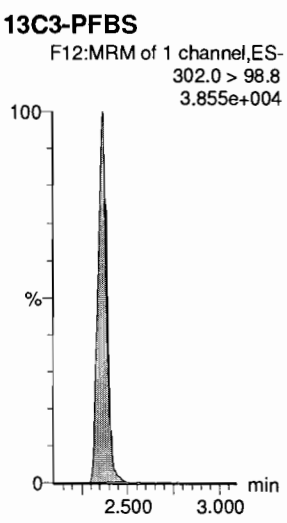


**13C3-HFPO-DA**

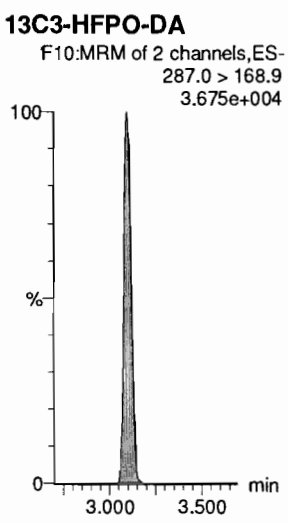


**13C4-PFHpA**

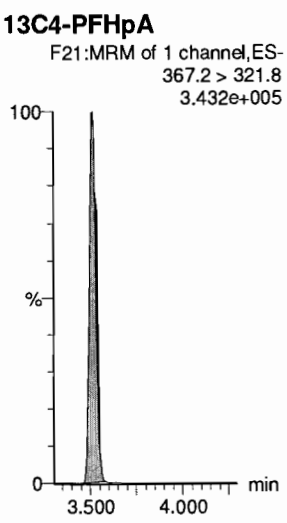


**13C4-PFHpA**

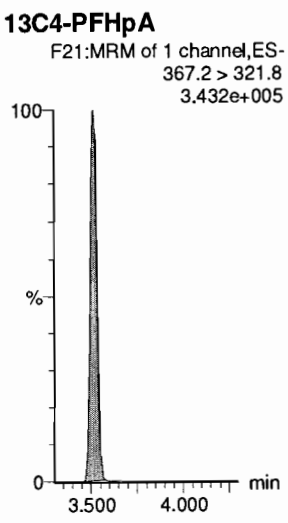


**13C4-PFHpA**

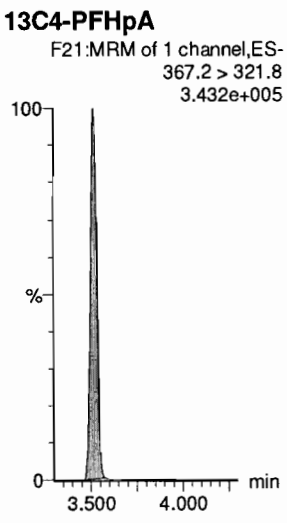

Dataset: F:\Projects\PFAS.PRO\Results\190728M1\190728M1-70.qld

Last Altered: Monday, July 29, 2019 10:03:15 Pacific Daylight Time
Printed: Monday, July 29, 2019 10:03:36 Pacific Daylight Time

**Name: 190728M1_70, Date: 29-Jul-2019, Time: 03:18:29, ID: ST190728M1-13 PFC CS3 19G1106, Description: PFC CS3 19G1106**

**L-PFHxS**

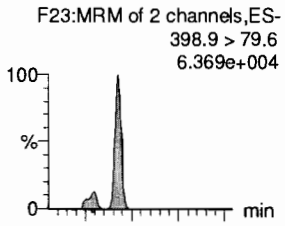


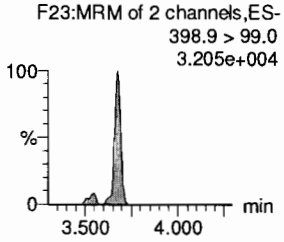


**6:2 FTS**

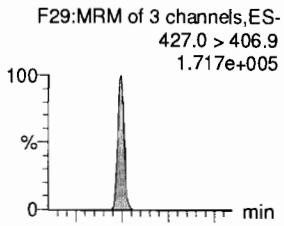


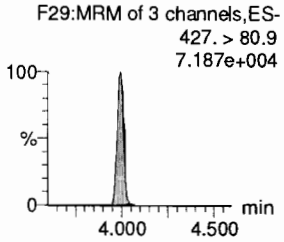


**L-PFOA**

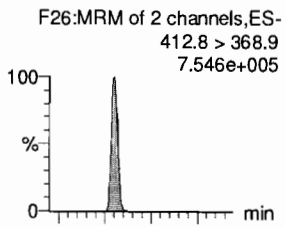


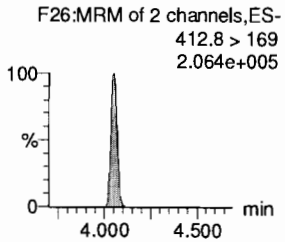


**PFEChS**

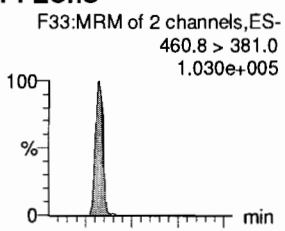


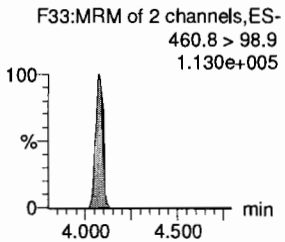


**PFHpS**

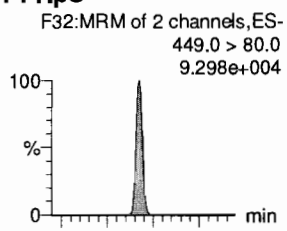


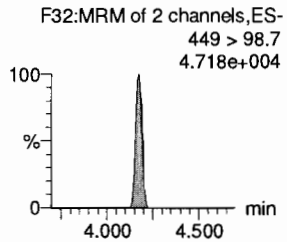


**7:3 FTCA**

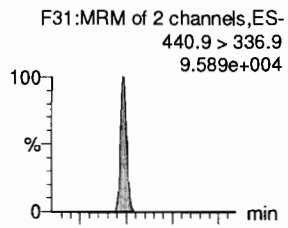


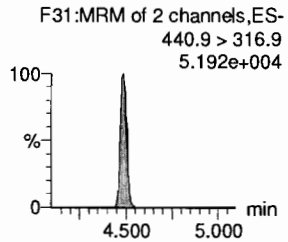


**13C3-PFHxS**

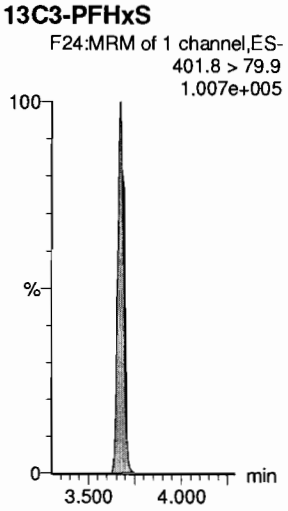


**13C2-6:2 FTS**

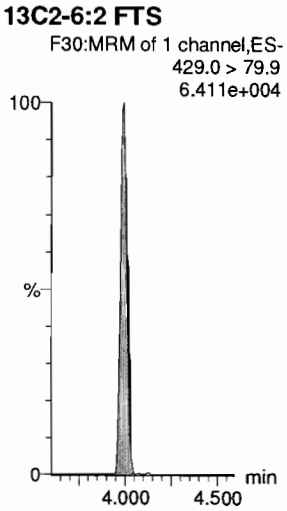


**13C2-PFOA**

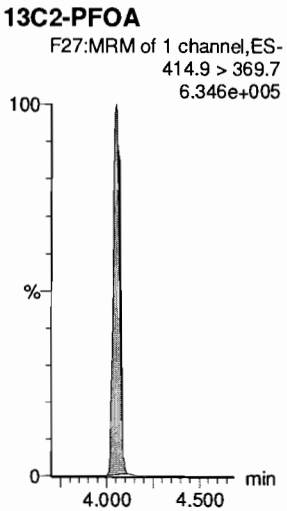


**13C2-PFOA**

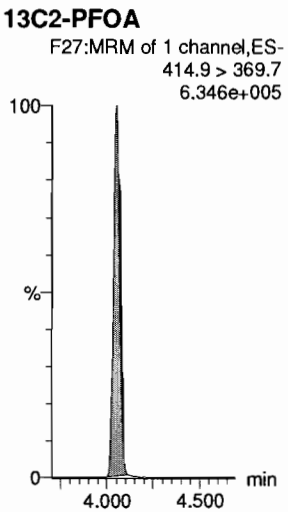


**13C8-PFOS**

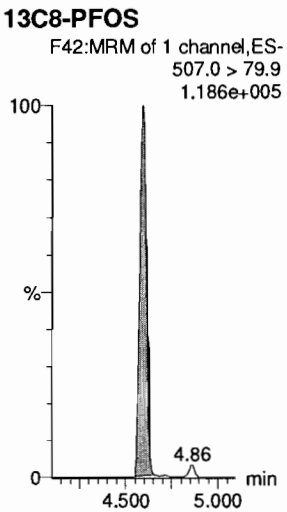


**13C5-PFNA**

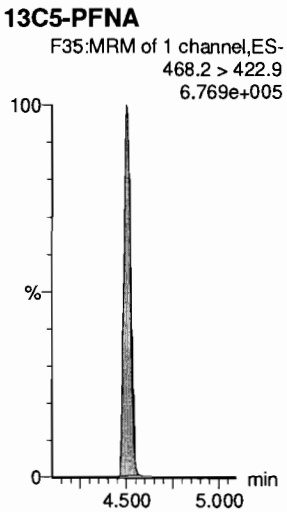

Dataset: F:\Projects\PFAS.PRO\Results\190728M1\190728M1-70.qld

Last Altered: Monday, July 29, 2019 10:03:15 Pacific Daylight Time
Printed: Monday, July 29, 2019 10:03:36 Pacific Daylight Time

**Name: 190728M1_70, Date: 29-Jul-2019, Time: 03:18:29, ID: ST190728M1-13 PFC CS3 19G1106, Description: PFC CS3 19G1106**

**PFNA**

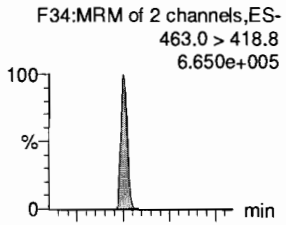


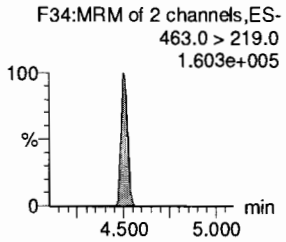


**PFOSA**

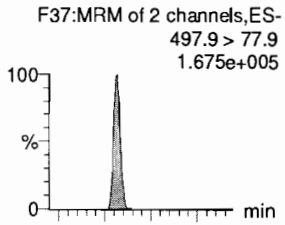


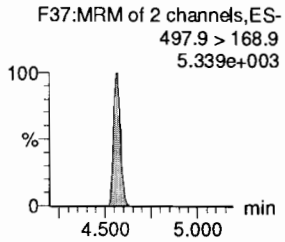


**L-PFOS**

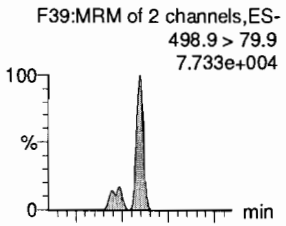


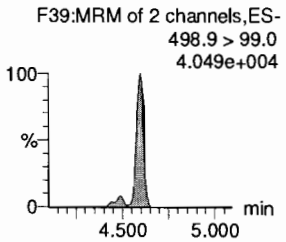


**9Cl-PF30NS**

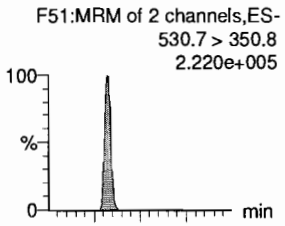


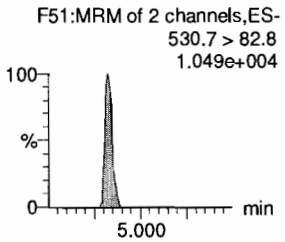


**PFDA**

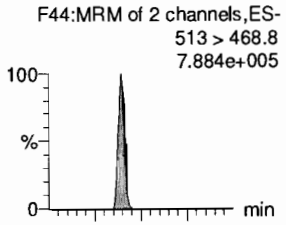


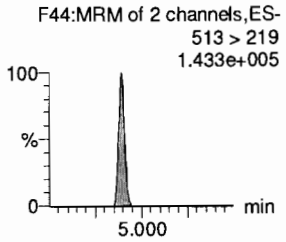


**8:2 FTS**

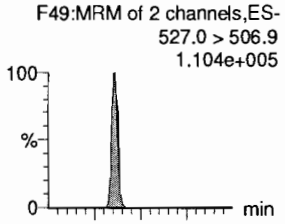


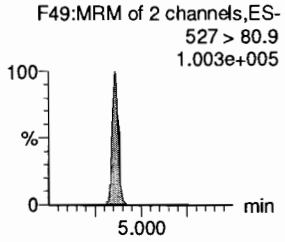


**13C5-PFNA**

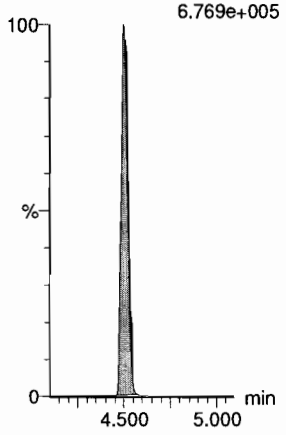


**13C8-PFOSA**

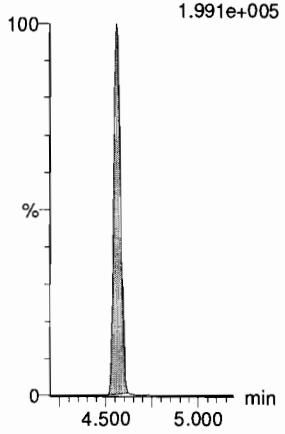


**13C8-PFOS**

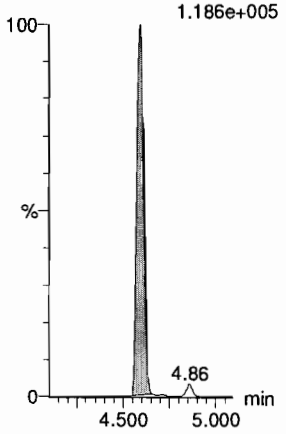


**13C8-PFOS**

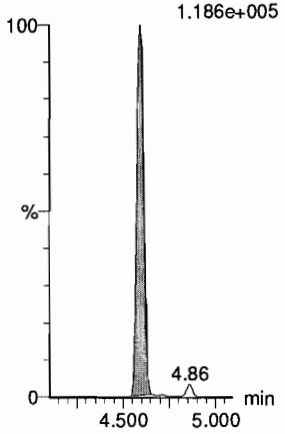


**13C2-PFDA**

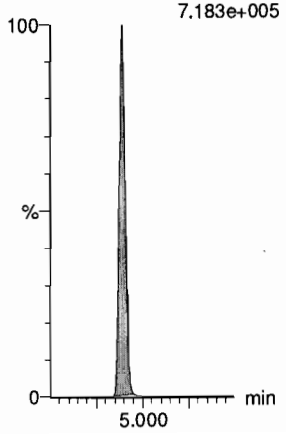


**13C2-8:2 FTS**

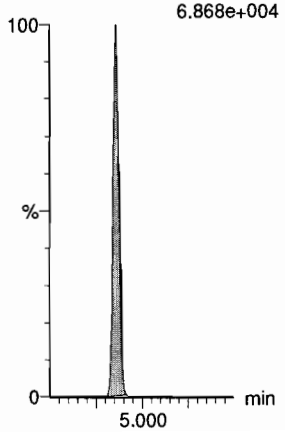

Dataset: F:\Projects\PFAS.PRO\Results\190728M1\190728M1-70.qld

Last Altered: Monday, July 29, 2019 10:03:15 Pacific Daylight Time
Printed: Monday, July 29, 2019 10:03:36 Pacific Daylight Time

**Name: 190728M1_70, Date: 29-Jul-2019, Time: 03:18:29, ID: ST190728M1-13 PFC CS3 19G1106, Description: PFC CS3 19G1106**

**PFNS**

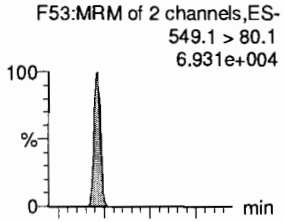


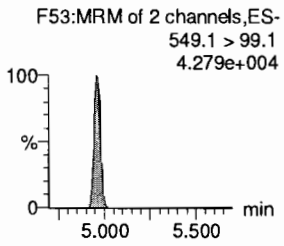


**L-MeFOSAA**

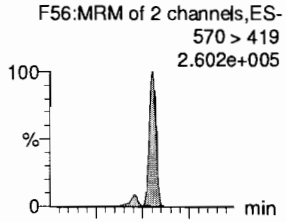


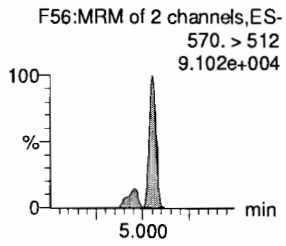


**L-EtFOSAA**

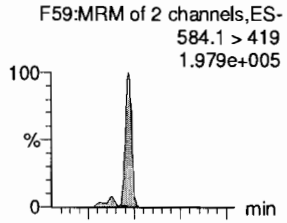


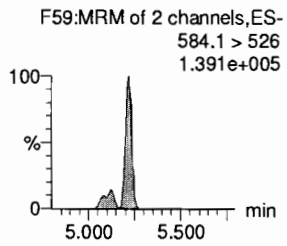


**PFUdA**

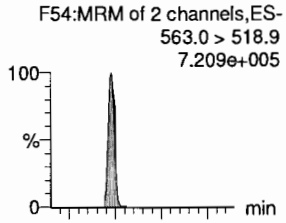


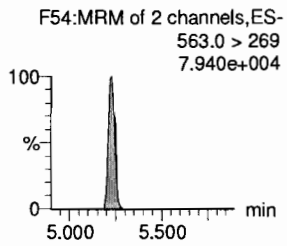


**PFDS**

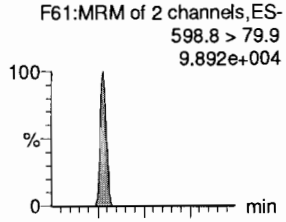


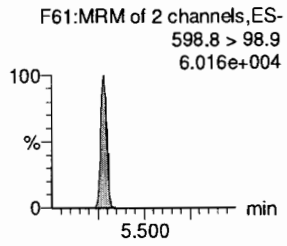


**11Cl-PF30UdS**

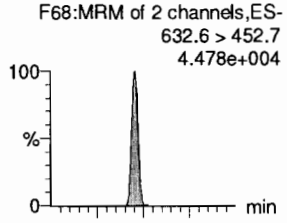


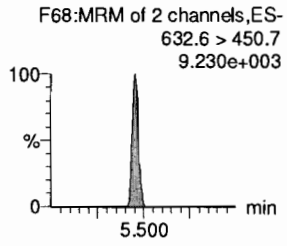


**13C8-PFOS**

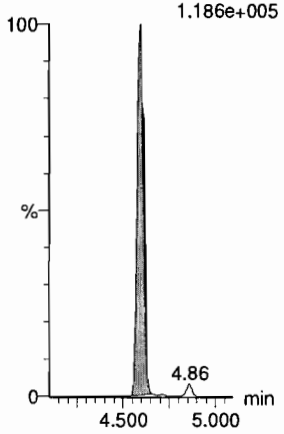


**d3-N-MeFOSAA**

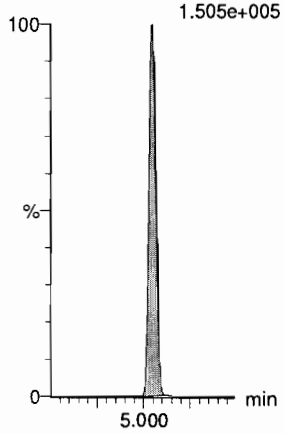


**d5-N-EtFOSAA**

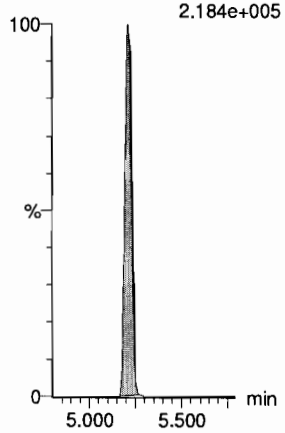


**13C2-PFUdA**

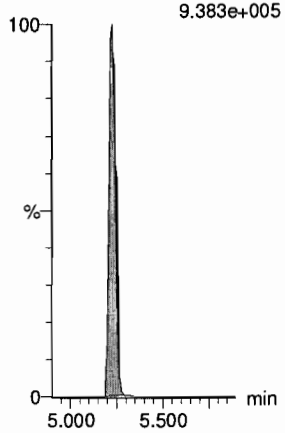


**13C2-8:2 FTS**

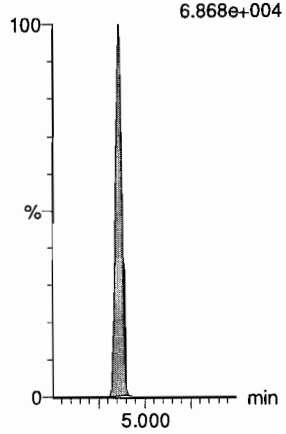


**13C2-PFDoA**

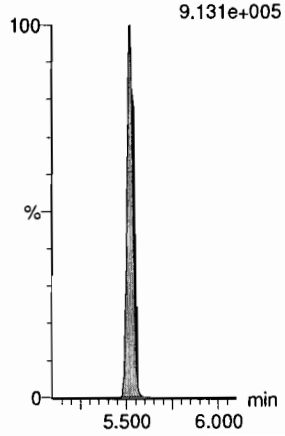

Dataset: F:\Projects\PFAS.PRO\Results\190728M1\190728M1-70.qld

Last Altered: Monday, July 29, 2019 10:03:15 Pacific Daylight Time
Printed: Monday, July 29, 2019 10:03:36 Pacific Daylight Time

**Name: 190728M1_70, Date: 29-Jul-2019, Time: 03:18:29, ID: ST190728M1-13 PFC CS3 19G1106, Description: PFC CS3 19G1106**

**10:2 FTS**

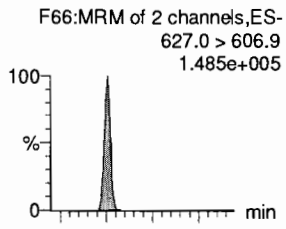


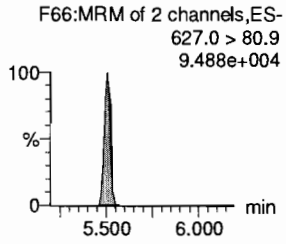


**PFDoA**

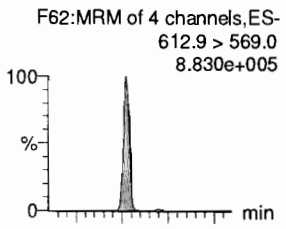


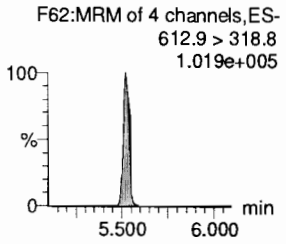


**N-MeFOSA**

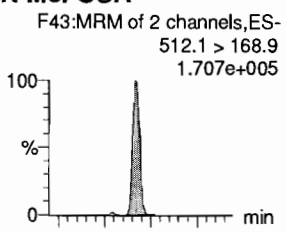


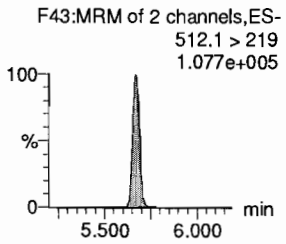


**PFTrDA**

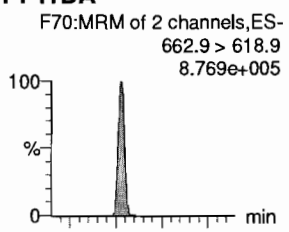


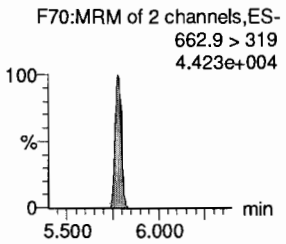


**PFDoS**

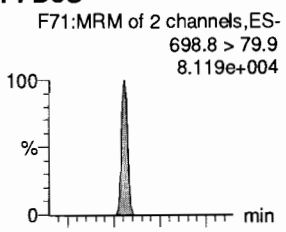


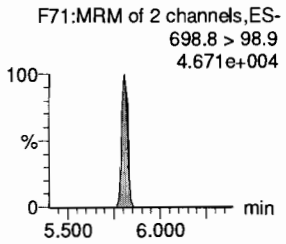


**PFTeDA**

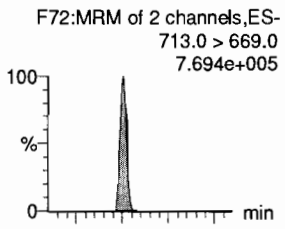


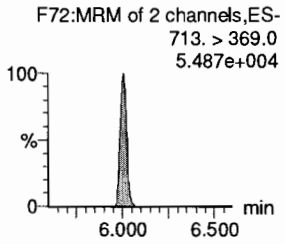


**13C2-PFDoA**

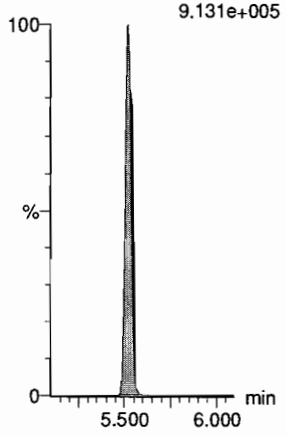


**13C2-PFDoA**

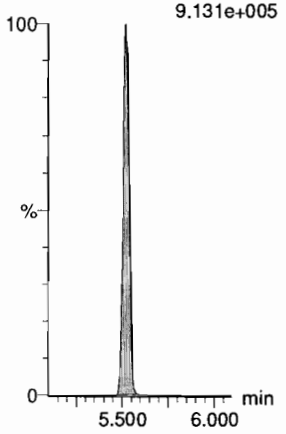


**d3-N-MeFOSA**

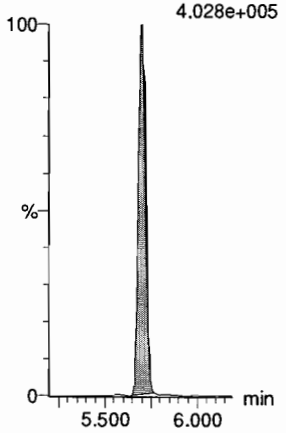


**13C2-PFDoA**

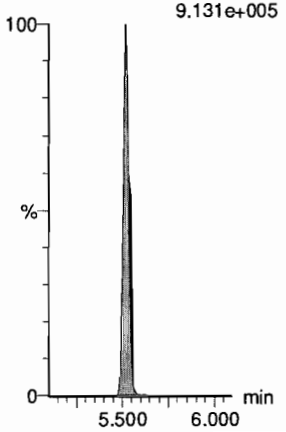


**13C2-PFTeDA**

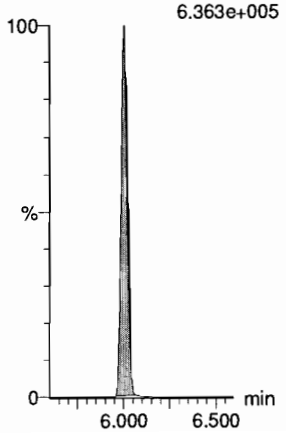


**13C2-PFTeDA**

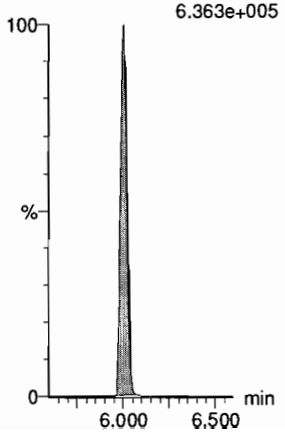

Dataset: F:\Projects\PFAS.PRO\Results\190728M1\190728M1-70.qld

Last Altered: Monday, July 29, 2019 10:03:15 Pacific Daylight Time
Printed: Monday, July 29, 2019 10:03:36 Pacific Daylight Time

**Name: 190728M1_70, Date: 29-Jul-2019, Time: 03:18:29, ID: ST190728M1-13 PFC CS3 19G1106, Description: PFC CS3 19G1106**

**N-EtFOSA**

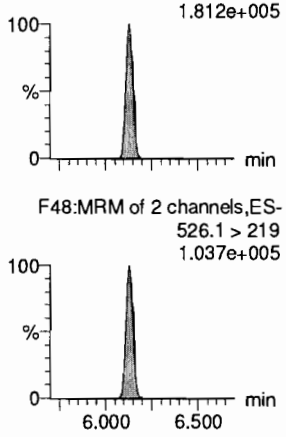


**PFHxDA**

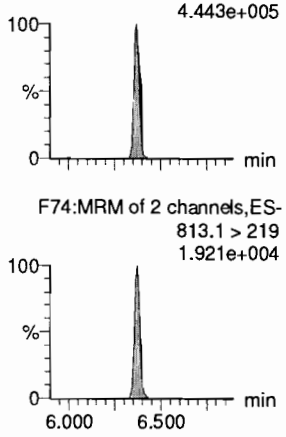


**PFODA**

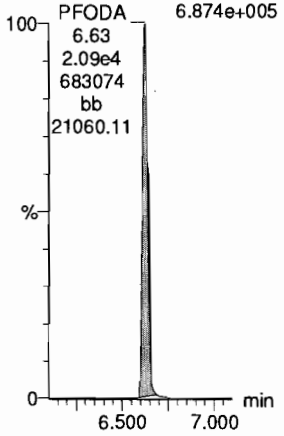


**N-MeFOSE**

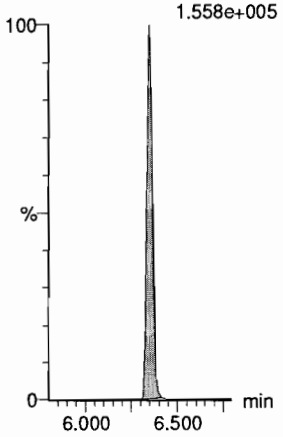


**N-EtFOSE**

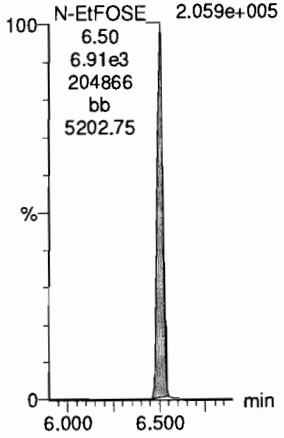


**13C4-PFBA**

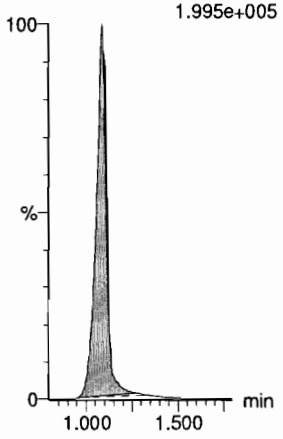


**d5-N-ETFOSA**

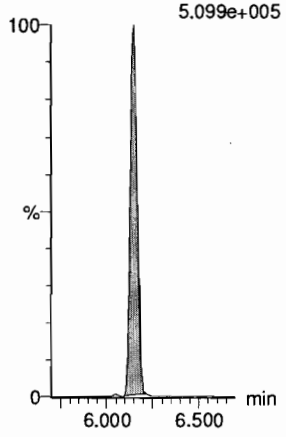


**13C2-PFHxDA**

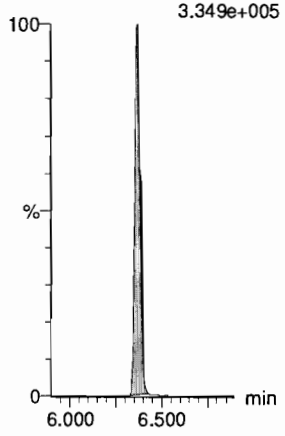


**13C2-PFHxDA**

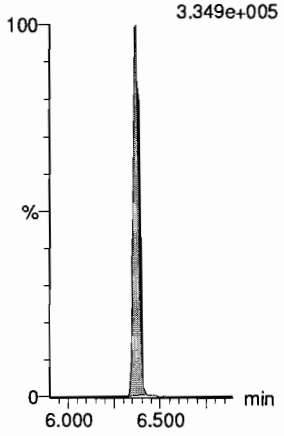


**d7-N-MeFOSE**

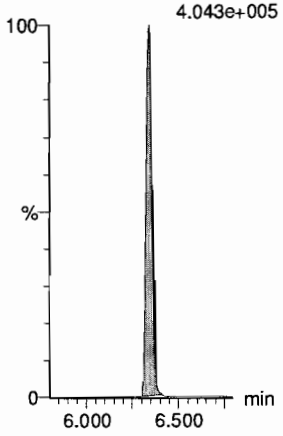


**d9-N-EtFOSE**

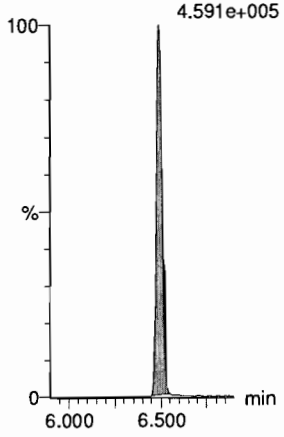


**13C5-PFHxA**

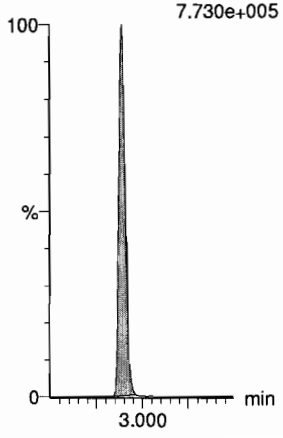

Dataset: F:\Projects\PFAS.PRO\Results\190728M1\190728M1-70.qld

Last Altered: Monday, July 29, 2019 10:03:15 Pacific Daylight Time
Printed: Monday, July 29, 2019 10:03:36 Pacific Daylight Time

**Name: 190728M1_70, Date: 29-Jul-2019, Time: 03:18:29, ID: ST190728M1-13 PFC CS3 19G1106, Description: PFC CS3 19G1106**

**13C8-PFOA**

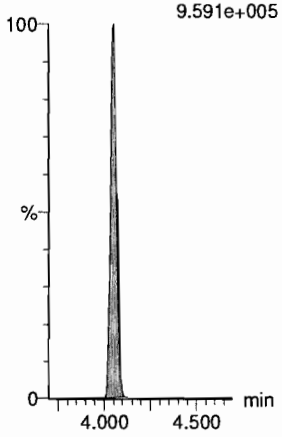


**18O2-PFHxS**




**13C9-PFNA**

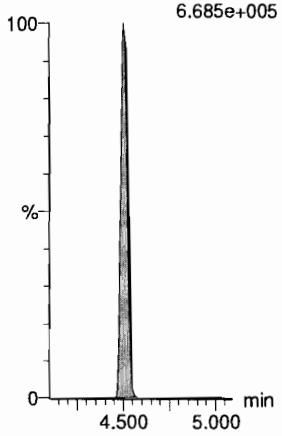


**13C4-PFOS**

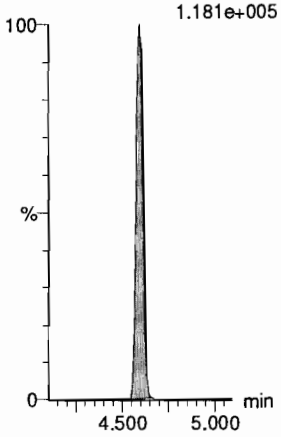


**13C6-PFDA**

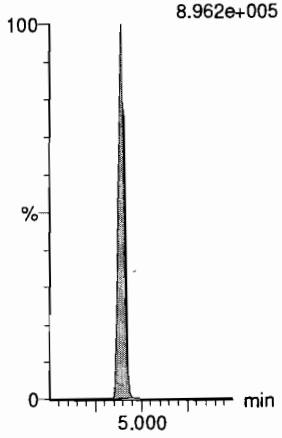


**13C7-PFUdA**

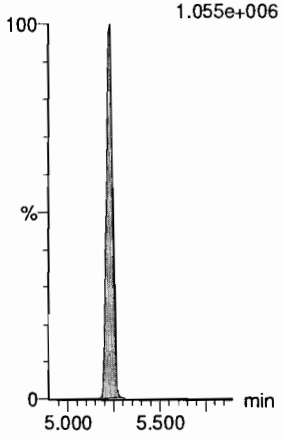

Dataset: Untitled

Last Altered: Tuesday, July 30, 2019 09:19:56 Pacific Daylight Time
Printed: Tuesday, July 30, 2019 09:20:09 Pacific Daylight Time

**Method: F:\Projects\PFAS.PRO\MethDB\PFAS_RS-07-29-19.mdb 30 Jul 2019 09:19:27**
**Calibration: 30 Jul 2019 09:19:54**

**Name: 190729M1_9, Date: 29-Jul-2019, Time: 15:15:45, ID: ST190729M1-6 PFC CS3 19G2006, Description: PFC CS3 19G2006**

| | # | Name | ID | Area | %Rec | Area Out |
|---|---|---|---|---|---|---|
| 1 | 1 | 13C4-PFBA | ST190729M1-6 PFC CS3 19G2006 | 1.79e4 | 100.0 | NO |
| 2 | 2 | 13C5-PFHxA | ST190729M1-6 PFC CS3 19G2006 | 3.07e4 | 100.0 | NO |
| 3 | 3 | 18O2-PFHxS | ST190729M1-6 PFC CS3 19G2006 | 1.76e3 | 100.0 | NO |
| 4 | 4 | 13C8-PFOA | ST190729M1-6 PFC CS3 19G2006 | 3.62e4 | 100.0 | NO |
| 5 | 5 | 13C9-PFNA | ST190729M1-6 PFC CS3 19G2006 | 2.55e4 | 100.0 | NO |
| 6 | 6 | 13C4-PFOS | ST190729M1-6 PFC CS3 19G2006 | 4.49e3 | 100.0 | NO |
| 7 | 7 | 13C6-PFDA | ST190729M1-6 PFC CS3 19G2006 | 3.31e4 | 100.0 | NO |
| 8 | 8 | 13C7-PFUdA | ST190729M1-6 PFC CS3 19G2006 | 4.04e4 | 100.0 | NO |

**Name: 190729M1_10, Date: 29-Jul-2019, Time: 15:26:23, ID: ST190729M1-7 PFC CS4 19G2007, Description: PFC CS4 19G2007**

| | # | Name | ID | Area | %Rec | Area Out |
|---|---|---|---|---|---|---|
| 1 | 1 | 13C4-PFBA | ST190729M1-7 PFC CS4 19G2007 | 1.83e4 | 102.3 | NO |
| 2 | 2 | 13C5-PFHxA | ST190729M1-7 PFC CS4 19G2007 | 3.02e4 | 98.2 | NO |
| 3 | 3 | 18O2-PFHxS | ST190729M1-7 PFC CS4 19G2007 | 1.82e3 | 103.2 | NO |
| 4 | 4 | 13C8-PFOA | ST190729M1-7 PFC CS4 19G2007 | 3.74e4 | 103.3 | NO |
| 5 | 5 | 13C9-PFNA | ST190729M1-7 PFC CS4 19G2007 | 2.62e4 | 102.9 | NO |
| 6 | 6 | 13C4-PFOS | ST190729M1-7 PFC CS4 19G2007 | 4.92e3 | 109.6 | NO |
| 7 | 7 | 13C6-PFDA | ST190729M1-7 PFC CS4 19G2007 | 3.35e4 | 101.0 | NO |
| 8 | 8 | 13C7-PFUdA | ST190729M1-7 PFC CS4 19G2007 | 4.08e4 | 101.1 | NO |

**Name: 190729M1_11, Date: 29-Jul-2019, Time: 15:37:02, ID: ST190729M1-8 PFC CS5 19G2008, Description: PFC CS5 19G2008**

| | # | Name | ID | Area | %Rec | Area Out |
|---|---|---|---|---|---|---|
| 1 | 1 | 13C4-PFBA | ST190729M1-8 PFC CS5 19G2008 | 1.94e4 | 108.5 | NO |
| 2 | 2 | 13C5-PFHxA | ST190729M1-8 PFC CS5 19G2008 | 3.06e4 | 99.6 | NO |
| 3 | 3 | 18O2-PFHxS | ST190729M1-8 PFC CS5 19G2008 | 2.02e3 | 114.9 | NO |
| 4 | 4 | 13C8-PFOA | ST190729M1-8 PFC CS5 19G2008 | 3.47e4 | 95.8 | NO |
| 5 | 5 | 13C9-PFNA | ST190729M1-8 PFC CS5 19G2008 | 2.60e4 | 102.1 | NO |
| 6 | 6 | 13C4-PFOS | ST190729M1-8 PFC CS5 19G2008 | 4.77e3 | 106.4 | NO |
| 7 | 7 | 13C6-PFDA | ST190729M1-8 PFC CS5 19G2008 | 3.36e4 | 101.4 | NO |
| 8 | 8 | 13C7-PFUdA | ST190729M1-8 PFC CS5 19G2008 | 4.04e4 | 100.2 | NO |

**Name: 190729M1_12, Date: 29-Jul-2019, Time: 15:47:34, ID: ST190729M1-9 PFC CS6 19G2009, Description: PFC CS6 19G2009**

| | # | Name | ID | Area | %Rec | Area Out |
|---|---|---|---|---|---|---|
| 1 | 1 | 13C4-PFBA | ST190729M1-9 PFC CS6 19G2009 | 1.82e4 | 101.6 | NO |
| 2 | 2 | 13C5-PFHxA | ST190729M1-9 PFC CS6 19G2009 | 2.67e4 | 86.9 | NO |
| 3 | 3 | 18O2-PFHxS | ST190729M1-9 PFC CS6 19G2009 | 1.66e3 | 94.4 | NO |
| 4 | 4 | 13C8-PFOA | ST190729M1-9 PFC CS6 19G2009 | 2.92e4 | 80.6 | NO |
| 5 | 5 | 13C9-PFNA | ST190729M1-9 PFC CS6 19G2009 | 2.23e4 | 87.3 | NO |
| 6 | 6 | 13C4-PFOS | ST190729M1-9 PFC CS6 19G2009 | 4.30e3 | 95.9 | NO |
| 7 | 7 | 13C6-PFDA | ST190729M1-9 PFC CS6 19G2009 | 2.92e4 | 88.2 | NO |
| 8 | 8 | 13C7-PFUdA | ST190729M1-9 PFC CS6 19G2009 | 3.48e4 | 86.1 | NO |

Dataset: Untitled

Last Altered: Tuesday, July 30, 2019 09:19:56 Pacific Daylight Time
Printed: Tuesday, July 30, 2019 09:20:09 Pacific Daylight Time

**Name: 190729M1_13, Date: 29-Jul-2019, Time: 15:58:13, ID: ST190729M1-10 PFC CS7 19G2010, Description: PFC CS7 19G2010**

| | # | Name | ID | Area | %Rec | Area Out |
|---|---|---|---|---|---|---|
| 1 | 1 | 13C4-PFBA | ST190729M1-10 PFC CS7 19G2010 | 1.53e4 | 85.3 | NO |
| 2 | 2 | 13C5-PFHxA | ST190729M1-10 PFC CS7 19G2010 | 2.16e4 | 70.4 | NO |
| 3 | 3 | 18O2-PFHxS | ST190729M1-10 PFC CS7 19G2010 | 1.38e3 | 78.5 | NO |
| 4 | 4 | 13C8-PFOA | ST190729M1-10 PFC CS7 19G2010 | 2.08e4 | 57.4 | NO |
| 5 | 5 | 13C9-PFNA | ST190729M1-10 PFC CS7 19G2010 | 1.77e4 | 69.5 | NO |
| 6 | 6 | 13C4-PFOS | ST190729M1-10 PFC CS7 19G2010 | 3.40e3 | 75.8 | NO |
| 7 | 7 | 13C6-PFDA | ST190729M1-10 PFC CS7 19G2010 | 2.18e4 | 65.9 | NO |
| 8 | 8 | 13C7-PFUdA | ST190729M1-10 PFC CS7 19G2010 | 2.56e4 | 63.4 | NO |

**Name: 190729M1_14, Date: 29-Jul-2019, Time: 16:08:51, ID: IB, Description: IB**

| | # | Name | ID | Area | %Rec | Area Out |
|---|---|---|---|---|---|---|
| 1 | 1 | 13C4-PFBA | IB | 1.95e4 | 109.0 | NO |
| 2 | 2 | 13C5-PFHxA | IB | 3.29e4 | 107.2 | NO |
| 3 | 3 | 18O2-PFHxS | IB | 2.15e3 | 122.1 | NO |
| 4 | 4 | 13C8-PFOA | IB | 4.08e4 | 112.7 | NO |
| 5 | 5 | 13C9-PFNA | IB | 2.81e4 | 110.1 | NO |
| 6 | 6 | 13C4-PFOS | IB | 5.20e3 | 115.8 | NO |
| 7 | 7 | 13C6-PFDA | IB | 3.81e4 | 115.1 | NO |
| 8 | 8 | 13C7-PFUdA | IB | 4.52e4 | 112.0 | NO |

**Name: 190729M1_15, Date: 29-Jul-2019, Time: 16:19:24, ID: ICV190729M1-1 PFC ICV 19G2311, Description: PFC ICV 19G2311**

| | # | Name | ID | Area | %Rec | Area Out |
|---|---|---|---|---|---|---|
| 1 | 1 | 13C4-PFBA | ICV190729M1-1 PFC ICV 19G2311 | 1.82e4 | 101.5 | NO |
| 2 | 2 | 13C5-PFHxA | ICV190729M1-1 PFC ICV 19G2311 | 3.08e4 | 100.3 | NO |
| 3 | 3 | 18O2-PFHxS | ICV190729M1-1 PFC ICV 19G2311 | 1.89e3 | 107.4 | NO |
| 4 | 4 | 13C8-PFOA | ICV190729M1-1 PFC ICV 19G2311 | 3.65e4 | 100.9 | NO |
| 5 | 5 | 13C9-PFNA | ICV190729M1-1 PFC ICV 19G2311 | 2.61e4 | 102.4 | NO |
| 6 | 6 | 13C4-PFOS | ICV190729M1-1 PFC ICV 19G2311 | 4.63e3 | 103.1 | NO |
| 7 | 7 | 13C6-PFDA | ICV190729M1-1 PFC ICV 19G2311 | 3.36e4 | 101.6 | NO |
| 8 | 8 | 13C7-PFUdA | ICV190729M1-1 PFC ICV 19G2311 | 4.06e4 | 100.6 | NO |

**Name: 190729M1_16, Date: 29-Jul-2019, Time: 16:30:02, ID: IPA, Description: IPA**

| | # | Name | ID | Area | %Rec | Area Out |
|---|---|---|---|---|---|---|
| 1 | 1 | 13C4-PFBA | IPA | | | NO |
| 2 | 2 | 13C5-PFHxA | IPA | | | NO |
| 3 | 3 | 18O2-PFHxS | IPA | | | NO |
| 4 | 4 | 13C8-PFOA | IPA | | | NO |
| 5 | 5 | 13C9-PFNA | IPA | | | NO |
| 6 | 6 | 13C4-PFOS | IPA | | | NO |
| 7 | 7 | 13C6-PFDA | IPA | | | NO |
| 8 | 8 | 13C7-PFUdA | IPA | | | NO |

Dataset: Untitled

Last Altered: Tuesday, July 30, 2019 09:19:56 Pacific Daylight Time
Printed: Tuesday, July 30, 2019 09:20:09 Pacific Daylight Time

**Name: 190729M1_17, Date: 29-Jul-2019, Time: 17:38:48, ID: B9G0228-MSD1 Matrix Spike Dup 1.22, Description: Matrix Spike Dup**

| | # | Name | ID | Area | %Rec | Area Out |
|---|---|---|---|---|---|---|
| 1 | 1 | 13C4-PFBA | B9G0228-MSD1 Matrix Spike Dup 1.22 | 1.59e4 | 88.7 | NO |
| 2 | 2 | 13C5-PFHxA | B9G0228-MSD1 Matrix Spike Dup 1.22 | 2.74e4 | 89.3 | NO |
| 3 | 3 | 18O2-PFHxS | B9G0228-MSD1 Matrix Spike Dup 1.22 | 1.76e3 | 99.8 | NO |
| 4 | 4 | 13C8-PFOA | B9G0228-MSD1 Matrix Spike Dup 1.22 | 3.18e4 | 87.9 | NO |
| 5 | 5 | 13C9-PFNA | B9G0228-MSD1 Matrix Spike Dup 1.22 | 1.89e4 | 74.1 | NO |
| 6 | 6 | 13C4-PFOS | B9G0228-MSD1 Matrix Spike Dup 1.22 | 1.83e3 | 40.8 | YES |
| 7 | 7 | 13C6-PFDA | B9G0228-MSD1 Matrix Spike Dup 1.22 | 1.09e4 | 32.9 | YES |
| 8 | 8 | 13C7-PFUdA | B9G0228-MSD1 Matrix Spike Dup 1.22 | 3.13e3 | 7.7 | YES |

**Name: 190729M1_18, Date: 29-Jul-2019, Time: 17:49:33, ID: 1902048-08@100X B96-PFAS-SB74-0-2-070319 1.1, Description: B96-PFAS-SB74-0-2-070319**

| | # | Name | ID | Area | %Rec | Area Out |
|---|---|---|---|---|---|---|
| 1 | 1 | 13C4-PFBA | 1902048-08@100X B96-PFAS-SB74-0-... | 1.11e2 | 0.6 | YES |
| 2 | 2 | 13C5-PFHxA | 1902048-08@100X B96-PFAS-SB74-0-... | 2.72e2 | 0.9 | YES |
| 3 | 3 | 18O2-PFHxS | 1902048-08@100X B96-PFAS-SB74-0-... | 1.10e1 | 0.6 | YES |
| 4 | 4 | 13C8-PFOA | 1902048-08@100X B96-PFAS-SB74-0-... | 3.18e2 | 0.9 | YES |
| 5 | 5 | 13C9-PFNA | 1902048-08@100X B96-PFAS-SB74-0-... | 2.41e2 | 0.9 | YES |
| 6 | 6 | 13C4-PFOS | 1902048-08@100X B96-PFAS-SB74-0-... | 1.68e1 | 0.4 | YES |
| 7 | 7 | 13C6-PFDA | 1902048-08@100X B96-PFAS-SB74-0-... | 3.10e2 | 0.9 | YES |
| 8 | 8 | 13C7-PFUdA | 1902048-08@100X B96-PFAS-SB74-0-... | 2.99e2 | 0.7 | YES |

**Name: 190729M1_19, Date: 29-Jul-2019, Time: 18:00:11, ID: IPA, Description: IPA**

| | # | Name | ID | Area | %Rec | Area Out |
|---|---|---|---|---|---|---|
| 1 | 1 | 13C4-PFBA | IPA | | | NO |
| 2 | 2 | 13C5-PFHxA | IPA | | | NO |
| 3 | 3 | 18O2-PFHxS | IPA | | | NO |
| 4 | 4 | 13C8-PFOA | IPA | | | NO |
| 5 | 5 | 13C9-PFNA | IPA | | | NO |
| 6 | 6 | 13C4-PFOS | IPA | | | NO |
| 7 | 7 | 13C6-PFDA | IPA | | | NO |
| 8 | 8 | 13C7-PFUdA | IPA | | | NO |

**Name: 190729M1_20, Date: 29-Jul-2019, Time: 18:10:44, ID: 1902048-08 B96-PFAS-SB74-0-2-070319 1.1, Description: B96-PFAS-SB74-0-2-070319**

| | # | Name | ID | Area | %Rec | Area Out |
|---|---|---|---|---|---|---|
| 1 | 1 | 13C4-PFBA | 1902048-08 B96-PFAS-SB74-0-2-0703... | 1.50e4 | 83.7 | NO |
| 2 | 2 | 13C5-PFHxA | 1902048-08 B96-PFAS-SB74-0-2-0703... | 2.02e4 | 65.9 | NO |
| 3 | 3 | 18O2-PFHxS | 1902048-08 B96-PFAS-SB74-0-2-0703... | 1.57e3 | 89.0 | NO |
| 4 | 4 | 13C8-PFOA | 1902048-08 B96-PFAS-SB74-0-2-0703... | 2.53e4 | 69.8 | NO |
| 5 | 5 | 13C9-PFNA | 1902048-08 B96-PFAS-SB74-0-2-0703... | 1.77e4 | 69.2 | NO |
| 6 | 6 | 13C4-PFOS | 1902048-08 B96-PFAS-SB74-0-2-0703... | 4.33e2 | 9.7 | YES |
| 7 | 7 | 13C6-PFDA | 1902048-08 B96-PFAS-SB74-0-2-0703... | 2.26e4 | 68.2 | NO |
| 8 | 8 | 13C7-PFUdA | 1902048-08 B96-PFAS-SB74-0-2-0703... | 2.08e4 | 51.4 | NO |

Dataset: Untitled

Last Altered: Tuesday, July 30, 2019 09:19:56 Pacific Daylight Time
Printed: Tuesday, July 30, 2019 09:20:09 Pacific Daylight Time

**Name: 190729M1_21, Date: 29-Jul-2019, Time: 18:21:22, ID: IPA, Description: IPA**

| | # | Name | ID | Area | %Rec | Area Out |
|---|---|---|---|---|---|---|
| 1 | 1 | 13C4-PFBA | IPA | | | NO |
| 2 | 2 | 13C5-PFHxA | IPA | | | NO |
| 3 | 3 | 18O2-PFHxS | IPA | | | NO |
| 4 | 4 | 13C8-PFOA | IPA | | | NO |
| 5 | 5 | 13C9-PFNA | IPA | | | NO |
| 6 | 6 | 13C4-PFOS | IPA | | | NO |
| 7 | 7 | 13C6-PFDA | IPA | | | NO |
| 8 | 8 | 13C7-PFUdA | IPA | | | NO |

**Name: 190729M1_22, Date: 29-Jul-2019, Time: 18:31:56, ID: IPA, Description: IPA**

| | # | Name | ID | Area | %Rec | Area Out |
|---|---|---|---|---|---|---|
| 1 | 1 | 13C4-PFBA | IPA | | | NO |
| 2 | 2 | 13C5-PFHxA | IPA | | | NO |
| 3 | 3 | 18O2-PFHxS | IPA | | | NO |
| 4 | 4 | 13C8-PFOA | IPA | | | NO |
| 5 | 5 | 13C9-PFNA | IPA | | | NO |
| 6 | 6 | 13C4-PFOS | IPA | | | NO |
| 7 | 7 | 13C6-PFDA | IPA | | | NO |
| 8 | 8 | 13C7-PFUdA | IPA | | | NO |

**Name: 190729M1_23, Date: 29-Jul-2019, Time: 18:42:35, ID: IPA, Description: IPA**

| | # | Name | ID | Area | %Rec | Area Out |
|---|---|---|---|---|---|---|
| 1 | 1 | 13C4-PFBA | IPA | | | NO |
| 2 | 2 | 13C5-PFHxA | IPA | | | NO |
| 3 | 3 | 18O2-PFHxS | IPA | | | NO |
| 4 | 4 | 13C8-PFOA | IPA | | | NO |
| 5 | 5 | 13C9-PFNA | IPA | | | NO |
| 6 | 6 | 13C4-PFOS | IPA | | | NO |
| 7 | 7 | 13C6-PFDA | IPA | | | NO |
| 8 | 8 | 13C7-PFUdA | IPA | | | NO |

**Name: 190729M1_24, Date: 29-Jul-2019, Time: 18:53:07, ID: IPA, Description: IPA**

| | # | Name | ID | Area | %Rec | Area Out |
|---|---|---|---|---|---|---|
| 1 | 1 | 13C4-PFBA | IPA | | | NO |
| 2 | 2 | 13C5-PFHxA | IPA | | | NO |
| 3 | 3 | 18O2-PFHxS | IPA | | | NO |
| 4 | 4 | 13C8-PFOA | IPA | | | NO |
| 5 | 5 | 13C9-PFNA | IPA | | | NO |
| 6 | 6 | 13C4-PFOS | IPA | | | NO |
| 7 | 7 | 13C6-PFDA | IPA | | | NO |
| 8 | 8 | 13C7-PFUdA | IPA | | | NO |

Dataset: Untitled

Last Altered: Tuesday, July 30, 2019 09:19:56 Pacific Daylight Time
Printed: Tuesday, July 30, 2019 09:20:09 Pacific Daylight Time

**Name: 190729M1_25, Date: 29-Jul-2019, Time: 19:03:46, ID: 1902048-09 B96-PFAS-SB74-6.5-8.5-070319 1.2, Description: B96-PFAS-SB74-6.5-8.5-070319**

| | # | Name | ID | Area | %Rec | Area Out |
|---|---|---|---|---|---|---|
| 1 | 1 | 13C4-PFBA | 1902048-09 B96-PFAS-SB74-6.5-8.5-0... | 1.71e4 | 95.8 | NO |
| 2 | 2 | 13C5-PFHxA | 1902048-09 B96-PFAS-SB74-6.5-8.5-0... | 2.96e4 | 96.3 | NO |
| 3 | 3 | 18O2-PFHxS | 1902048-09 B96-PFAS-SB74-6.5-8.5-0... | 2.00e3 | 113.4 | NO |
| 4 | 4 | 13C8-PFOA | 1902048-09 B96-PFAS-SB74-6.5-8.5-0... | 3.51e4 | 96.8 | NO |
| 5 | 5 | 13C9-PFNA | 1902048-09 B96-PFAS-SB74-6.5-8.5-0... | 2.25e4 | 88.3 | NO |
| 6 | 6 | 13C4-PFOS | 1902048-09 B96-PFAS-SB74-6.5-8.5-0... | 2.72e3 | 60.6 | NO |
| 7 | 7 | 13C6-PFDA | 1902048-09 B96-PFAS-SB74-6.5-8.5-0... | 2.34e4 | 70.6 | NO |
| 8 | 8 | 13C7-PFUdA | 1902048-09 B96-PFAS-SB74-6.5-8.5-0... | 1.56e4 | 38.7 | YES |

**Name: 190729M1_26, Date: 29-Jul-2019, Time: 19:14:19, ID: 1902048-11 B96-PFAS-SB48-6-8-070819 1.06, Description: B96-PFAS-SB48-6-8-070819**

| | # | Name | ID | Area | %Rec | Area Out |
|---|---|---|---|---|---|---|
| 1 | 1 | 13C4-PFBA | 1902048-11 B96-PFAS-SB48-6-8-0708... | 1.62e4 | 90.4 | NO |
| 2 | 2 | 13C5-PFHxA | 1902048-11 B96-PFAS-SB48-6-8-0708... | 2.87e4 | 93.6 | NO |
| 3 | 3 | 18O2-PFHxS | 1902048-11 B96-PFAS-SB48-6-8-0708... | 1.73e3 | 98.2 | NO |
| 4 | 4 | 13C8-PFOA | 1902048-11 B96-PFAS-SB48-6-8-0708... | 3.24e4 | 89.4 | NO |
| 5 | 5 | 13C9-PFNA | 1902048-11 B96-PFAS-SB48-6-8-0708... | 1.99e4 | 77.9 | NO |
| 6 | 6 | 13C4-PFOS | 1902048-11 B96-PFAS-SB48-6-8-0708... | 2.92e3 | 65.1 | NO |
| 7 | 7 | 13C6-PFDA | 1902048-11 B96-PFAS-SB48-6-8-0708... | 1.67e4 | 50.4 | NO |
| 8 | 8 | 13C7-PFUdA | 1902048-11 B96-PFAS-SB48-6-8-0708... | 6.58e3 | 16.3 | YES |

**Name: 190729M1_27, Date: 29-Jul-2019, Time: 19:24:57, ID: 1902189-12RE1@5X NAOA-B06-GW 0.12473, Description: NAOA-B06-GW**

| | # | Name | ID | Area | %Rec | Area Out |
|---|---|---|---|---|---|---|
| 1 | 1 | 13C4-PFBA | 1902189-12RE1@5X NAOA-B06-GW 0... | 2.11e3 | 11.8 | YES |
| 2 | 2 | 13C5-PFHxA | 1902189-12RE1@5X NAOA-B06-GW 0... | 3.74e3 | 12.2 | YES |
| 3 | 3 | 18O2-PFHxS | 1902189-12RE1@5X NAOA-B06-GW 0... | 2.26e2 | 12.8 | YES |
| 4 | 4 | 13C8-PFOA | 1902189-12RE1@5X NAOA-B06-GW 0... | 4.61e3 | 12.7 | YES |
| 5 | 5 | 13C9-PFNA | 1902189-12RE1@5X NAOA-B06-GW 0... | 3.40e3 | 13.3 | YES |
| 6 | 6 | 13C4-PFOS | 1902189-12RE1@5X NAOA-B06-GW 0... | 6.24e2 | 13.9 | YES |
| 7 | 7 | 13C6-PFDA | 1902189-12RE1@5X NAOA-B06-GW 0... | 4.54e3 | 13.7 | YES |
| 8 | 8 | 13C7-PFUdA | 1902189-12RE1@5X NAOA-B06-GW 0... | 5.57e3 | 13.8 | YES |

**Name: 190729M1_28, Date: 29-Jul-2019, Time: 19:35:30, ID: 1902193-01 Wastewater-19-03 0.10887, Description: Wastewater-19-03**

| | # | Name | ID | Area | %Rec | Area Out |
|---|---|---|---|---|---|---|
| 1 | 1 | 13C4-PFBA | 1902193-01 Wastewater-19-03 0.10887 | 1.42e4 | 79.1 | NO |
| 2 | 2 | 13C5-PFHxA | 1902193-01 Wastewater-19-03 0.10887 | 2.83e4 | 92.0 | NO |
| 3 | 3 | 18O2-PFHxS | 1902193-01 Wastewater-19-03 0.10887 | 1.87e3 | 106.0 | NO |
| 4 | 4 | 13C8-PFOA | 1902193-01 Wastewater-19-03 0.10887 | 3.69e4 | 101.9 | NO |
| 5 | 5 | 13C9-PFNA | 1902193-01 Wastewater-19-03 0.10887 | 2.66e4 | 104.3 | NO |
| 6 | 6 | 13C4-PFOS | 1902193-01 Wastewater-19-03 0.10887 | 4.63e3 | 103.3 | NO |
| 7 | 7 | 13C6-PFDA | 1902193-01 Wastewater-19-03 0.10887 | 3.37e4 | 101.7 | NO |
| 8 | 8 | 13C7-PFUdA | 1902193-01 Wastewater-19-03 0.10887 | 4.09e4 | 101.3 | NO |

Dataset: Untitled

Last Altered: Tuesday, July 30, 2019 09:19:56 Pacific Daylight Time
Printed: Tuesday, July 30, 2019 09:20:09 Pacific Daylight Time

**Name: 190729M1_29, Date: 29-Jul-2019, Time: 19:46:08, ID: B9G0280-BS1 OPR 0.125, Description: OPR**

| | # | Name | ID | Area | %Rec | Area Out |
|---|---|---|---|---|---|---|
| 1 | 1 | 13C4-PFBA | B9G0280-BS1 OPR 0.125 | 1.30e4 | 72.6 | NO |
| 2 | 2 | 13C5-PFHxA | B9G0280-BS1 OPR 0.125 | 2.53e4 | 82.5 | NO |
| 3 | 3 | 18O2-PFHxS | B9G0280-BS1 OPR 0.125 | 1.93e3 | 109.6 | NO |
| 4 | 4 | 13C8-PFOA | B9G0280-BS1 OPR 0.125 | 3.39e4 | 93.6 | NO |
| 5 | 5 | 13C9-PFNA | B9G0280-BS1 OPR 0.125 | 2.48e4 | 97.3 | NO |
| 6 | 6 | 13C4-PFOS | B9G0280-BS1 OPR 0.125 | 4.95e3 | 110.2 | NO |
| 7 | 7 | 13C6-PFDA | B9G0280-BS1 OPR 0.125 | 3.27e4 | 98.8 | NO |
| 8 | 8 | 13C7-PFUdA | B9G0280-BS1 OPR 0.125 | 4.05e4 | 100.3 | NO |

**Name: 190729M1_30, Date: 29-Jul-2019, Time: 19:56:39, ID: B9G0280-BSD1 LCSD 0.125, Description: LCSD**

| | # | Name | ID | Area | %Rec | Area Out |
|---|---|---|---|---|---|---|
| 1 | 1 | 13C4-PFBA | B9G0280-BSD1 LCSD 0.125 | 1.34e4 | 74.6 | NO |
| 2 | 2 | 13C5-PFHxA | B9G0280-BSD1 LCSD 0.125 | 2.59e4 | 84.3 | NO |
| 3 | 3 | 18O2-PFHxS | B9G0280-BSD1 LCSD 0.125 | 1.71e3 | 97.2 | NO |
| 4 | 4 | 13C8-PFOA | B9G0280-BSD1 LCSD 0.125 | 3.38e4 | 93.5 | NO |
| 5 | 5 | 13C9-PFNA | B9G0280-BSD1 LCSD 0.125 | 2.27e4 | 89.1 | NO |
| 6 | 6 | 13C4-PFOS | B9G0280-BSD1 LCSD 0.125 | 4.12e3 | 91.9 | NO |
| 7 | 7 | 13C6-PFDA | B9G0280-BSD1 LCSD 0.125 | 3.04e4 | 91.7 | NO |
| 8 | 8 | 13C7-PFUdA | B9G0280-BSD1 LCSD 0.125 | 3.75e4 | 92.8 | NO |

**Name: 190729M1_31, Date: 29-Jul-2019, Time: 20:07:17, ID: B9G0280-BLK1 Method Blank 0.125, Description: Method Blank**

| | # | Name | ID | Area | %Rec | Area Out |
|---|---|---|---|---|---|---|
| 1 | 1 | 13C4-PFBA | B9G0280-BLK1 Method Blank 0.125 | 1.25e4 | 69.9 | NO |
| 2 | 2 | 13C5-PFHxA | B9G0280-BLK1 Method Blank 0.125 | 2.48e4 | 80.8 | NO |
| 3 | 3 | 18O2-PFHxS | B9G0280-BLK1 Method Blank 0.125 | 1.75e3 | 99.1 | NO |
| 4 | 4 | 13C8-PFOA | B9G0280-BLK1 Method Blank 0.125 | 3.15e4 | 87.1 | NO |
| 5 | 5 | 13C9-PFNA | B9G0280-BLK1 Method Blank 0.125 | 2.25e4 | 88.3 | NO |
| 6 | 6 | 13C4-PFOS | B9G0280-BLK1 Method Blank 0.125 | 4.29e3 | 95.6 | NO |
| 7 | 7 | 13C6-PFDA | B9G0280-BLK1 Method Blank 0.125 | 3.00e4 | 90.5 | NO |
| 8 | 8 | 13C7-PFUdA | B9G0280-BLK1 Method Blank 0.125 | 3.62e4 | 89.8 | NO |

**Name: 190729M1_32, Date: 29-Jul-2019, Time: 20:17:55, ID: 1902189-06RE1 EB-07152019-GW 0.11737, Description: EB-07152019-GW**

| | # | Name | ID | Area | %Rec | Area Out |
|---|---|---|---|---|---|---|
| 1 | 1 | 13C4-PFBA | 1902189-06RE1 EB-07152019-GW 0.1... | 1.45e4 | 81.2 | NO |
| 2 | 2 | 13C5-PFHxA | 1902189-06RE1 EB-07152019-GW 0.1... | 2.63e4 | 85.6 | NO |
| 3 | 3 | 18O2-PFHxS | 1902189-06RE1 EB-07152019-GW 0.1... | 1.95e3 | 110.7 | NO |
| 4 | 4 | 13C8-PFOA | 1902189-06RE1 EB-07152019-GW 0.1... | 3.52e4 | 97.1 | NO |
| 5 | 5 | 13C9-PFNA | 1902189-06RE1 EB-07152019-GW 0.1... | 2.54e4 | 99.5 | NO |
| 6 | 6 | 13C4-PFOS | 1902189-06RE1 EB-07152019-GW 0.1... | 4.91e3 | 109.3 | NO |
| 7 | 7 | 13C6-PFDA | 1902189-06RE1 EB-07152019-GW 0.1... | 3.36e4 | 101.3 | NO |
| 8 | 8 | 13C7-PFUdA | 1902189-06RE1 EB-07152019-GW 0.1... | 3.80e4 | 94.2 | NO |

Dataset: Untitled

Last Altered: Tuesday, July 30, 2019 09:19:56 Pacific Daylight Time
Printed: Tuesday, July 30, 2019 09:20:09 Pacific Daylight Time

**Name: 190729M1_33, Date: 29-Jul-2019, Time: 20:28:28, ID: 1902189-07RE1 FRB-07152019 0.11861, Description: FRB-07152019**

| | # | Name | ID | Area | %Rec | Area Out |
|---|---|---|---|---|---|---|
| 1 | 1 | 13C4-PFBA | 1902189-07RE1 FRB-07152019 0.11861 | 1.43e4 | 80.0 | NO |
| 2 | 2 | 13C5-PFHxA | 1902189-07RE1 FRB-07152019 0.11861 | 2.92e4 | 94.9 | NO |
| 3 | 3 | 18O2-PFHxS | 1902189-07RE1 FRB-07152019 0.11861 | 2.08e3 | 118.1 | NO |
| 4 | 4 | 13C8-PFOA | 1902189-07RE1 FRB-07152019 0.11861 | 3.72e4 | 102.7 | NO |
| 5 | 5 | 13C9-PFNA | 1902189-07RE1 FRB-07152019 0.11861 | 2.86e4 | 112.3 | NO |
| 6 | 6 | 13C4-PFOS | 1902189-07RE1 FRB-07152019 0.11861 | 5.10e3 | 113.8 | NO |
| 7 | 7 | 13C6-PFDA | 1902189-07RE1 FRB-07152019 0.11861 | 3.58e4 | 108.2 | NO |
| 8 | 8 | 13C7-PFUdA | 1902189-07RE1 FRB-07152019 0.11861 | 4.36e4 | 108.0 | NO |

**Name: 190729M1_34, Date: 29-Jul-2019, Time: 20:39:06, ID: 1902189-11RE1 EB-07162019-GW 0.1143, Description: EB-07162019-GW**

| | # | Name | ID | Area | %Rec | Area Out |
|---|---|---|---|---|---|---|
| 1 | 1 | 13C4-PFBA | 1902189-11RE1 EB-07162019-GW 0.11.. | 1.67e4 | 93.1 | NO |
| 2 | 2 | 13C5-PFHxA | 1902189-11RE1 EB-07162019-GW 0.11.. | 2.89e4 | 94.2 | NO |
| 3 | 3 | 18O2-PFHxS | 1902189-11RE1 EB-07162019-GW 0.11.. | 1.87e3 | 106.1 | NO |
| 4 | 4 | 13C8-PFOA | 1902189-11RE1 EB-07162019-GW 0.11.. | 3.45e4 | 95.3 | NO |
| 5 | 5 | 13C9-PFNA | 1902189-11RE1 EB-07162019-GW 0.11.. | 2.52e4 | 98.8 | NO |
| 6 | 6 | 13C4-PFOS | 1902189-11RE1 EB-07162019-GW 0.11.. | 4.52e3 | 100.7 | NO |
| 7 | 7 | 13C6-PFDA | 1902189-11RE1 EB-07162019-GW 0.11.. | 3.30e4 | 99.6 | NO |
| 8 | 8 | 13C7-PFUdA | 1902189-11RE1 EB-07162019-GW 0.11.. | 3.80e4 | 94.2 | NO |

**Name: 190729M1_35, Date: 29-Jul-2019, Time: 20:49:39, ID: 1902189-13RE1 FRB-07162019 0.11778, Description: FRB-07162019**

| | # | Name | ID | Area | %Rec | Area Out |
|---|---|---|---|---|---|---|
| 1 | 1 | 13C4-PFBA | 1902189-13RE1 FRB-07162019 0.11778 | 1.50e4 | 83.9 | NO |
| 2 | 2 | 13C5-PFHxA | 1902189-13RE1 FRB-07162019 0.11778 | 2.76e4 | 89.9 | NO |
| 3 | 3 | 18O2-PFHxS | 1902189-13RE1 FRB-07162019 0.11778 | 2.03e3 | 115.3 | NO |
| 4 | 4 | 13C8-PFOA | 1902189-13RE1 FRB-07162019 0.11778 | 3.53e4 | 97.4 | NO |
| 5 | 5 | 13C9-PFNA | 1902189-13RE1 FRB-07162019 0.11778 | 2.60e4 | 102.1 | NO |
| 6 | 6 | 13C4-PFOS | 1902189-13RE1 FRB-07162019 0.11778 | 5.10e3 | 113.8 | NO |
| 7 | 7 | 13C6-PFDA | 1902189-13RE1 FRB-07162019 0.11778 | 3.32e4 | 100.1 | NO |
| 8 | 8 | 13C7-PFUdA | 1902189-13RE1 FRB-07162019 0.11778 | 4.29e4 | 106.2 | NO |

**Name: 190729M1_36, Date: 29-Jul-2019, Time: 21:00:17, ID: IPA, Description: IPA**

| | # | Name | ID | Area | %Rec | Area Out |
|---|---|---|---|---|---|---|
| 1 | 1 | 13C4-PFBA | IPA | | | NO |
| 2 | 2 | 13C5-PFHxA | IPA | | | NO |
| 3 | 3 | 18O2-PFHxS | IPA | | | NO |
| 4 | 4 | 13C8-PFOA | IPA | | | NO |
| 5 | 5 | 13C9-PFNA | IPA | 8.51e0 | 0.0 | YES |
| 6 | 6 | 13C4-PFOS | IPA | | | NO |
| 7 | 7 | 13C6-PFDA | IPA | | | NO |
| 8 | 8 | 13C7-PFUdA | IPA | 5.35e0 | 0.0 | YES |

Dataset: Untitled

Last Altered: Tuesday, July 30, 2019 09:19:56 Pacific Daylight Time
Printed: Tuesday, July 30, 2019 09:20:09 Pacific Daylight Time

**Name: 190729M1_37, Date: 29-Jul-2019, Time: 21:10:50, ID: ST190729M1-11 PFC CS3 19G2006, Description: PFC CS3 19G2006**

| | # | Name | ID | Area | %Rec | Area Out |
|---|---|---|---|---|---|---|
| 1 | 1 | 13C4-PFBA | ST190729M1-11 PFC CS3 19G2006 | 1.39e4 | 77.7 | NO |
| 2 | 2 | 13C5-PFHxA | ST190729M1-11 PFC CS3 19G2006 | 3.15e4 | 102.6 | NO |
| 3 | 3 | 18O2-PFHxS | ST190729M1-11 PFC CS3 19G2006 | 1.83e3 | 103.9 | NO |
| 4 | 4 | 13C8-PFOA | ST190729M1-11 PFC CS3 19G2006 | 3.82e4 | 105.4 | NO |
| 5 | 5 | 13C9-PFNA | ST190729M1-11 PFC CS3 19G2006 | 2.78e4 | 109.3 | NO |
| 6 | 6 | 13C4-PFOS | ST190729M1-11 PFC CS3 19G2006 | 4.76e3 | 106.0 | NO |
| 7 | 7 | 13C6-PFDA | ST190729M1-11 PFC CS3 19G2006 | 3.48e4 | 104.9 | NO |
| 8 | 8 | 13C7-PFUdA | ST190729M1-11 PFC CS3 19G2006 | 4.17e4 | 103.2 | NO |

**Name: 190729M1_38, Date: 29-Jul-2019, Time: 21:21:28, ID: IPA, Description: IPA**

| | # | Name | ID | Area | %Rec | Area Out |
|---|---|---|---|---|---|---|
| 1 | 1 | 13C4-PFBA | IPA | | | NO |
| 2 | 2 | 13C5-PFHxA | IPA | | | NO |
| 3 | 3 | 18O2-PFHxS | IPA | | | NO |
| 4 | 4 | 13C8-PFOA | IPA | | | NO |
| 5 | 5 | 13C9-PFNA | IPA | | | NO |
| 6 | 6 | 13C4-PFOS | IPA | | | NO |
| 7 | 7 | 13C6-PFDA | IPA | | | NO |
| 8 | 8 | 13C7-PFUdA | IPA | | | NO |

**Name: 190729M1_39, Date: 29-Jul-2019, Time: 21:32:01, ID: 1902189-14RE1 EB-07162019 0.11477, Description: EB-07162019**

| | # | Name | ID | Area | %Rec | Area Out |
|---|---|---|---|---|---|---|
| 1 | 1 | 13C4-PFBA | 1902189-14RE1 EB-07162019 0.11477 | 1.43e4 | 79.6 | NO |
| 2 | 2 | 13C5-PFHxA | 1902189-14RE1 EB-07162019 0.11477 | 2.71e4 | 88.3 | NO |
| 3 | 3 | 18O2-PFHxS | 1902189-14RE1 EB-07162019 0.11477 | 1.84e3 | 104.6 | NO |
| 4 | 4 | 13C8-PFOA | 1902189-14RE1 EB-07162019 0.11477 | 3.35e4 | 92.5 | NO |
| 5 | 5 | 13C9-PFNA | 1902189-14RE1 EB-07162019 0.11477 | 2.40e4 | 94.1 | NO |
| 6 | 6 | 13C4-PFOS | 1902189-14RE1 EB-07162019 0.11477 | 4.45e3 | 99.3 | NO |
| 7 | 7 | 13C6-PFDA | 1902189-14RE1 EB-07162019 0.11477 | 3.25e4 | 98.0 | NO |
| 8 | 8 | 13C7-PFUdA | 1902189-14RE1 EB-07162019 0.11477 | 3.91e4 | 96.8 | NO |

**Name: 190729M1_40, Date: 29-Jul-2019, Time: 21:42:32, ID: 1902189-19RE1 FRB-07172019 0.11079, Description: FRB-07172019**

| | # | Name | ID | Area | %Rec | Area Out |
|---|---|---|---|---|---|---|
| 1 | 1 | 13C4-PFBA | 1902189-19RE1 FRB-07172019 0.11079 | 1.45e4 | 81.3 | NO |
| 2 | 2 | 13C5-PFHxA | 1902189-19RE1 FRB-07172019 0.11079 | 2.70e4 | 88.0 | NO |
| 3 | 3 | 18O2-PFHxS | 1902189-19RE1 FRB-07172019 0.11079 | 1.84e3 | 104.5 | NO |
| 4 | 4 | 13C8-PFOA | 1902189-19RE1 FRB-07172019 0.11079 | 3.25e4 | 89.8 | NO |
| 5 | 5 | 13C9-PFNA | 1902189-19RE1 FRB-07172019 0.11079 | 2.32e4 | 91.2 | NO |
| 6 | 6 | 13C4-PFOS | 1902189-19RE1 FRB-07172019 0.11079 | 4.24e3 | 94.6 | NO |
| 7 | 7 | 13C6-PFDA | 1902189-19RE1 FRB-07172019 0.11079 | 2.94e4 | 88.7 | NO |
| 8 | 8 | 13C7-PFUdA | 1902189-19RE1 FRB-07172019 0.11079 | 3.67e4 | 90.9 | NO |

Dataset: Untitled

Last Altered: Tuesday, July 30, 2019 09:19:56 Pacific Daylight Time
Printed: Tuesday, July 30, 2019 09:20:09 Pacific Daylight Time

**Name: 190729M1_41, Date: 29-Jul-2019, Time: 21:53:10, ID: 1902189-20RE1 EB-07172019 0.11706, Description: EB-07172019**

| | # | Name | ID | Area | %Rec | Area Out |
|---|---|---|---|---|---|---|
| 1 | 1 | 13C4-PFBA | 1902189-20RE1 EB-07172019 0.11706 | 1.53e4 | 85.7 | NO |
| 2 | 2 | 13C5-PFHxA | 1902189-20RE1 EB-07172019 0.11706 | 2.92e4 | 94.9 | NO |
| 3 | 3 | 18O2-PFHxS | 1902189-20RE1 EB-07172019 0.11706 | 1.82e3 | 103.2 | NO |
| 4 | 4 | 13C8-PFOA | 1902189-20RE1 EB-07172019 0.11706 | 3.42e4 | 94.5 | NO |
| 5 | 5 | 13C9-PFNA | 1902189-20RE1 EB-07172019 0.11706 | 2.49e4 | 97.6 | NO |
| 6 | 6 | 13C4-PFOS | 1902189-20RE1 EB-07172019 0.11706 | 4.61e3 | 102.8 | NO |
| 7 | 7 | 13C6-PFDA | 1902189-20RE1 EB-07172019 0.11706 | 3.38e4 | 102.0 | NO |
| 8 | 8 | 13C7-PFUdA | 1902189-20RE1 EB-07172019 0.11706 | 4.04e4 | 100.0 | NO |

**Name: 190729M1_42, Date: 29-Jul-2019, Time: 22:03:43, ID: 1902272-01 REEPEF1758FS 0.11496, Description: REEPEF1758FS**

| | # | Name | ID | Area | %Rec | Area Out |
|---|---|---|---|---|---|---|
| 1 | 1 | 13C4-PFBA | 1902272-01 REEPEF1758FS 0.11496 | 1.54e4 | 86.3 | NO |
| 2 | 2 | 13C5-PFHxA | 1902272-01 REEPEF1758FS 0.11496 | 2.80e4 | 91.3 | NO |
| 3 | 3 | 18O2-PFHxS | 1902272-01 REEPEF1758FS 0.11496 | 1.79e3 | 101.4 | NO |
| 4 | 4 | 13C8-PFOA | 1902272-01 REEPEF1758FS 0.11496 | 3.21e4 | 88.8 | NO |
| 5 | 5 | 13C9-PFNA | 1902272-01 REEPEF1758FS 0.11496 | 2.29e4 | 90.0 | NO |
| 6 | 6 | 13C4-PFOS | 1902272-01 REEPEF1758FS 0.11496 | 4.46e3 | 99.4 | NO |
| 7 | 7 | 13C6-PFDA | 1902272-01 REEPEF1758FS 0.11496 | 2.93e4 | 88.4 | NO |
| 8 | 8 | 13C7-PFUdA | 1902272-01 REEPEF1758FS 0.11496 | 3.57e4 | 88.4 | NO |

**Name: 190729M1_43, Date: 29-Jul-2019, Time: 22:14:22, ID: B9G0226-BS1 OPR 0.125, Description: OPR**

| | # | Name | ID | Area | %Rec | Area Out |
|---|---|---|---|---|---|---|
| 1 | 1 | 13C4-PFBA | B9G0226-BS1 OPR 0.125 | 1.64e4 | 91.7 | NO |
| 2 | 2 | 13C5-PFHxA | B9G0226-BS1 OPR 0.125 | 2.88e4 | 93.6 | NO |
| 3 | 3 | 18O2-PFHxS | B9G0226-BS1 OPR 0.125 | 1.76e3 | 100.0 | NO |
| 4 | 4 | 13C8-PFOA | B9G0226-BS1 OPR 0.125 | 3.25e4 | 89.7 | NO |
| 5 | 5 | 13C9-PFNA | B9G0226-BS1 OPR 0.125 | 2.10e4 | 82.3 | NO |
| 6 | 6 | 13C4-PFOS | B9G0226-BS1 OPR 0.125 | 3.39e3 | 75.5 | NO |
| 7 | 7 | 13C6-PFDA | B9G0226-BS1 OPR 0.125 | 1.86e4 | 56.3 | NO |
| 8 | 8 | 13C7-PFUdA | B9G0226-BS1 OPR 0.125 | 1.03e4 | 25.6 | YES |

**Name: 190729M1_44, Date: 29-Jul-2019, Time: 22:24:55, ID: B9G0226-BLK1 Method Blank 0.125, Description: Method Blank**

| | # | Name | ID | Area | %Rec | Area Out |
|---|---|---|---|---|---|---|
| 1 | 1 | 13C4-PFBA | B9G0226-BLK1 Method Blank 0.125 | 1.62e4 | 90.6 | NO |
| 2 | 2 | 13C5-PFHxA | B9G0226-BLK1 Method Blank 0.125 | 2.85e4 | 92.7 | NO |
| 3 | 3 | 18O2-PFHxS | B9G0226-BLK1 Method Blank 0.125 | 1.77e3 | 100.2 | NO |
| 4 | 4 | 13C8-PFOA | B9G0226-BLK1 Method Blank 0.125 | 3.17e4 | 87.6 | NO |
| 5 | 5 | 13C9-PFNA | B9G0226-BLK1 Method Blank 0.125 | 1.75e4 | 68.8 | NO |
| 6 | 6 | 13C4-PFOS | B9G0226-BLK1 Method Blank 0.125 | 2.28e3 | 50.8 | NO |
| 7 | 7 | 13C6-PFDA | B9G0226-BLK1 Method Blank 0.125 | 1.33e4 | 40.1 | YES |
| 8 | 8 | 13C7-PFUdA | B9G0226-BLK1 Method Blank 0.125 | 5.80e3 | 14.4 | YES |

Dataset: Untitled

Last Altered: Tuesday, July 30, 2019 09:19:56 Pacific Daylight Time
Printed: Tuesday, July 30, 2019 09:20:09 Pacific Daylight Time

**Name: 190729M1_45, Date: 29-Jul-2019, Time: 22:35:33, ID: 1902161-02 Field Blank 0.11434, Description: Field Blank**

| | # | Name | ID | Area | %Rec | Area Out |
|---|---|---|---|---|---|---|
| 1 | 1 | 13C4-PFBA | 1902161-02 Field Blank 0.11434 | 1.54e4 | 85.8 | NO |
| 2 | 2 | 13C5-PFHxA | 1902161-02 Field Blank 0.11434 | 2.68e4 | 87.3 | NO |
| 3 | 3 | 18O2-PFHxS | 1902161-02 Field Blank 0.11434 | 1.72e3 | 97.7 | NO |
| 4 | 4 | 13C8-PFOA | 1902161-02 Field Blank 0.11434 | 2.98e4 | 82.2 | NO |
| 5 | 5 | 13C9-PFNA | 1902161-02 Field Blank 0.11434 | 1.83e4 | 71.8 | NO |
| 6 | 6 | 13C4-PFOS | 1902161-02 Field Blank 0.11434 | 3.31e3 | 73.7 | NO |
| 7 | 7 | 13C6-PFDA | 1902161-02 Field Blank 0.11434 | 1.63e4 | 49.3 | YES |
| 8 | 8 | 13C7-PFUdA | 1902161-02 Field Blank 0.11434 | 9.19e3 | 22.8 | YES |

**Name: 190729M1_46, Date: 29-Jul-2019, Time: 22:46:12, ID: 1902199-01 MW B 0.11845, Description: MW B**

| | # | Name | ID | Area | %Rec | Area Out |
|---|---|---|---|---|---|---|
| 1 | 1 | 13C4-PFBA | 1902199-01 MW B 0.11845 | 1.68e4 | 93.7 | NO |
| 2 | 2 | 13C5-PFHxA | 1902199-01 MW B 0.11845 | 2.96e4 | 96.3 | NO |
| 3 | 3 | 18O2-PFHxS | 1902199-01 MW B 0.11845 | 1.95e3 | 110.9 | NO |
| 4 | 4 | 13C8-PFOA | 1902199-01 MW B 0.11845 | 3.43e4 | 94.8 | NO |
| 5 | 5 | 13C9-PFNA | 1902199-01 MW B 0.11845 | 2.05e4 | 80.3 | NO |
| 6 | 6 | 13C4-PFOS | 1902199-01 MW B 0.11845 | 3.27e3 | 73.0 | NO |
| 7 | 7 | 13C6-PFDA | 1902199-01 MW B 0.11845 | 1.81e4 | 54.6 | NO |
| 8 | 8 | 13C7-PFUdA | 1902199-01 MW B 0.11845 | 8.55e3 | 21.2 | YES |

**Name: 190729M1_47, Date: 29-Jul-2019, Time: 22:56:44, ID: 1902199-02 MW 1 0.10879, Description: MW 1**

| | # | Name | ID | Area | %Rec | Area Out |
|---|---|---|---|---|---|---|
| 1 | 1 | 13C4-PFBA | 1902199-02 MW 1 0.10879 | 1.44e4 | 80.7 | NO |
| 2 | 2 | 13C5-PFHxA | 1902199-02 MW 1 0.10879 | 2.76e4 | 89.9 | NO |
| 3 | 3 | 18O2-PFHxS | 1902199-02 MW 1 0.10879 | 1.73e3 | 98.1 | NO |
| 4 | 4 | 13C8-PFOA | 1902199-02 MW 1 0.10879 | 2.99e4 | 82.7 | NO |
| 5 | 5 | 13C9-PFNA | 1902199-02 MW 1 0.10879 | 1.90e4 | 74.6 | NO |
| 6 | 6 | 13C4-PFOS | 1902199-02 MW 1 0.10879 | 3.03e3 | 67.5 | NO |
| 7 | 7 | 13C6-PFDA | 1902199-02 MW 1 0.10879 | 1.86e4 | 56.2 | NO |
| 8 | 8 | 13C7-PFUdA | 1902199-02 MW 1 0.10879 | 1.15e4 | 28.4 | YES |

**Name: 190729M1_48, Date: 29-Jul-2019, Time: 23:07:23, ID: 1902199-03 MW 2 0.11618, Description: MW 2**

| | # | Name | ID | Area | %Rec | Area Out |
|---|---|---|---|---|---|---|
| 1 | 1 | 13C4-PFBA | 1902199-03 MW 2 0.11618 | 1.40e4 | 78.3 | NO |
| 2 | 2 | 13C5-PFHxA | 1902199-03 MW 2 0.11618 | 2.72e4 | 88.6 | NO |
| 3 | 3 | 18O2-PFHxS | 1902199-03 MW 2 0.11618 | 1.69e3 | 95.8 | NO |
| 4 | 4 | 13C8-PFOA | 1902199-03 MW 2 0.11618 | 3.24e4 | 89.5 | NO |
| 5 | 5 | 13C9-PFNA | 1902199-03 MW 2 0.11618 | 2.08e4 | 81.5 | NO |
| 6 | 6 | 13C4-PFOS | 1902199-03 MW 2 0.11618 | 3.66e3 | 81.6 | NO |
| 7 | 7 | 13C6-PFDA | 1902199-03 MW 2 0.11618 | 2.28e4 | 68.8 | NO |
| 8 | 8 | 13C7-PFUdA | 1902199-03 MW 2 0.11618 | 1.70e4 | 42.0 | YES |

Dataset: Untitled

Last Altered: Tuesday, July 30, 2019 09:19:56 Pacific Daylight Time
Printed: Tuesday, July 30, 2019 09:20:09 Pacific Daylight Time

**Name: 190729M1_49, Date: 29-Jul-2019, Time: 23:17:55, ID: 1902200-01 114 E. Main St. 0.1209, Description: 114 E. Main St.**

| | # | Name | ID | Area | %Rec | Area Out |
|---|---|---|---|---|---|---|
| 1 | 1 | 13C4-PFBA | 1902200-01 114 E. Main St. 0.1209 | 1.50e4 | 83.8 | NO |
| 2 | 2 | 13C5-PFHxA | 1902200-01 114 E. Main St. 0.1209 | 2.74e4 | 89.1 | NO |
| 3 | 3 | 18O2-PFHxS | 1902200-01 114 E. Main St. 0.1209 | 1.74e3 | 98.5 | NO |
| 4 | 4 | 13C8-PFOA | 1902200-01 114 E. Main St. 0.1209 | 2.93e4 | 80.8 | NO |
| 5 | 5 | 13C9-PFNA | 1902200-01 114 E. Main St. 0.1209 | 1.78e4 | 69.8 | NO |
| 6 | 6 | 13C4-PFOS | 1902200-01 114 E. Main St. 0.1209 | 2.52e3 | 56.3 | NO |
| 7 | 7 | 13C6-PFDA | 1902200-01 114 E. Main St. 0.1209 | 1.54e4 | 46.6 | YES |
| 8 | 8 | 13C7-PFUdA | 1902200-01 114 E. Main St. 0.1209 | 7.32e3 | 18.1 | YES |

**Name: 190729M1_50, Date: 29-Jul-2019, Time: 23:28:34, ID: 1902201-01 Phase I West 0.11131, Description: Phase I West**

| | # | Name | ID | Area | %Rec | Area Out |
|---|---|---|---|---|---|---|
| 1 | 1 | 13C4-PFBA | 1902201-01 Phase I West 0.11131 | 1.37e4 | 76.5 | NO |
| 2 | 2 | 13C5-PFHxA | 1902201-01 Phase I West 0.11131 | 2.56e4 | 83.3 | NO |
| 3 | 3 | 18O2-PFHxS | 1902201-01 Phase I West 0.11131 | 1.72e3 | 97.7 | NO |
| 4 | 4 | 13C8-PFOA | 1902201-01 Phase I West 0.11131 | 3.14e4 | 86.8 | NO |
| 5 | 5 | 13C9-PFNA | 1902201-01 Phase I West 0.11131 | 2.16e4 | 84.7 | NO |
| 6 | 6 | 13C4-PFOS | 1902201-01 Phase I West 0.11131 | 3.63e3 | 80.9 | NO |
| 7 | 7 | 13C6-PFDA | 1902201-01 Phase I West 0.11131 | 2.28e4 | 68.7 | NO |
| 8 | 8 | 13C7-PFUdA | 1902201-01 Phase I West 0.11131 | 1.70e4 | 42.2 | YES |

**Name: 190729M1_51, Date: 29-Jul-2019, Time: 23:39:12, ID: IPA, Description: IPA**

| | # | Name | ID | Area | %Rec | Area Out |
|---|---|---|---|---|---|---|
| 1 | 1 | 13C4-PFBA | IPA | | | NO |
| 2 | 2 | 13C5-PFHxA | IPA | | | NO |
| 3 | 3 | 18O2-PFHxS | IPA | | | NO |
| 4 | 4 | 13C8-PFOA | IPA | | | NO |
| 5 | 5 | 13C9-PFNA | IPA | | | NO |
| 6 | 6 | 13C4-PFOS | IPA | | | NO |
| 7 | 7 | 13C6-PFDA | IPA | | | NO |
| 8 | 8 | 13C7-PFUdA | IPA | 1.78e1 | 0.0 | YES |

**Name: 190729M1_52, Date: 29-Jul-2019, Time: 23:49:45, ID: ST190729M1-12 PFC CS3 19G2006, Description: PFC CS3 19G2006**

| | # | Name | ID | Area | %Rec | Area Out |
|---|---|---|---|---|---|---|
| 1 | 1 | 13C4-PFBA | ST190729M1-12 PFC CS3 19G2006 | 1.41e4 | 78.8 | NO |
| 2 | 2 | 13C5-PFHxA | ST190729M1-12 PFC CS3 19G2006 | 3.30e4 | 107.4 | NO |
| 3 | 3 | 18O2-PFHxS | ST190729M1-12 PFC CS3 19G2006 | 2.14e3 | 121.6 | NO |
| 4 | 4 | 13C8-PFOA | ST190729M1-12 PFC CS3 19G2006 | 3.74e4 | 103.4 | NO |
| 5 | 5 | 13C9-PFNA | ST190729M1-12 PFC CS3 19G2006 | 2.72e4 | 106.8 | NO |
| 6 | 6 | 13C4-PFOS | ST190729M1-12 PFC CS3 19G2006 | 5.05e3 | 112.6 | NO |
| 7 | 7 | 13C6-PFDA | ST190729M1-12 PFC CS3 19G2006 | 3.54e4 | 106.8 | NO |
| 8 | 8 | 13C7-PFUdA | ST190729M1-12 PFC CS3 19G2006 | 4.06e4 | 100.5 | NO |

Dataset: Untitled

Last Altered: Tuesday, July 30, 2019 09:19:56 Pacific Daylight Time
Printed: Tuesday, July 30, 2019 09:20:09 Pacific Daylight Time

**Name: 190729M1_53, Date: 30-Jul-2019, Time: 00:00:23, ID: IPA, Description: IPA**

| | # | Name | ID | Area | %Rec | Area Out |
|---|---|---|---|---|---|---|
| 1 | 1 | 13C4-PFBA | IPA | | | NO |
| 2 | 2 | 13C5-PFHxA | IPA | | | NO |
| 3 | 3 | 18O2-PFHxS | IPA | | | NO |
| 4 | 4 | 13C8-PFOA | IPA | | | NO |
| 5 | 5 | 13C9-PFNA | IPA | 9.65e0 | 0.0 | YES |
| 6 | 6 | 13C4-PFOS | IPA | | | NO |
| 7 | 7 | 13C6-PFDA | IPA | | | NO |
| 8 | 8 | 13C7-PFUdA | IPA | 2.05e1 | 0.1 | YES |

**Name: 190729M1_54, Date: 30-Jul-2019, Time: 00:10:53, ID: 1902201-02 Phase II West 0.11309, Description: Phase II West**

| | # | Name | ID | Area | %Rec | Area Out |
|---|---|---|---|---|---|---|
| 1 | 1 | 13C4-PFBA | 1902201-02 Phase II West 0.11309 | 1.35e4 | 75.2 | NO |
| 2 | 2 | 13C5-PFHxA | 1902201-02 Phase II West 0.11309 | 2.66e4 | 86.7 | NO |
| 3 | 3 | 18O2-PFHxS | 1902201-02 Phase II West 0.11309 | 1.82e3 | 103.1 | NO |
| 4 | 4 | 13C8-PFOA | 1902201-02 Phase II West 0.11309 | 3.20e4 | 88.3 | NO |
| 5 | 5 | 13C9-PFNA | 1902201-02 Phase II West 0.11309 | 2.20e4 | 86.3 | NO |
| 6 | 6 | 13C4-PFOS | 1902201-02 Phase II West 0.11309 | 3.61e3 | 80.4 | NO |
| 7 | 7 | 13C6-PFDA | 1902201-02 Phase II West 0.11309 | 2.33e4 | 70.3 | NO |
| 8 | 8 | 13C7-PFUdA | 1902201-02 Phase II West 0.11309 | 1.81e4 | 44.8 | YES |

**Name: 190729M1_55, Date: 30-Jul-2019, Time: 00:21:32, ID: 1902201-03 Phase II East 0.1121, Description: Phase II East**

| | # | Name | ID | Area | %Rec | Area Out |
|---|---|---|---|---|---|---|
| 1 | 1 | 13C4-PFBA | 1902201-03 Phase II East 0.1121 | 1.48e4 | 82.8 | NO |
| 2 | 2 | 13C5-PFHxA | 1902201-03 Phase II East 0.1121 | 2.79e4 | 90.9 | NO |
| 3 | 3 | 18O2-PFHxS | 1902201-03 Phase II East 0.1121 | 1.75e3 | 99.1 | NO |
| 4 | 4 | 13C8-PFOA | 1902201-03 Phase II East 0.1121 | 3.28e4 | 90.5 | NO |
| 5 | 5 | 13C9-PFNA | 1902201-03 Phase II East 0.1121 | 2.09e4 | 82.1 | NO |
| 6 | 6 | 13C4-PFOS | 1902201-03 Phase II East 0.1121 | 3.43e3 | 76.5 | NO |
| 7 | 7 | 13C6-PFDA | 1902201-03 Phase II East 0.1121 | 1.99e4 | 60.0 | NO |
| 8 | 8 | 13C7-PFUdA | 1902201-03 Phase II East 0.1121 | 1.37e4 | 33.9 | YES |

**Name: 190729M1_56, Date: 30-Jul-2019, Time: 00:32:05, ID: 1902202-01 EFF PFAS 0.11169, Description: EFF PFAS**

| | # | Name | ID | Area | %Rec | Area Out |
|---|---|---|---|---|---|---|
| 1 | 1 | 13C4-PFBA | 1902202-01 EFF PFAS 0.11169 | 1.36e4 | 76.1 | NO |
| 2 | 2 | 13C5-PFHxA | 1902202-01 EFF PFAS 0.11169 | 2.50e4 | 81.5 | NO |
| 3 | 3 | 18O2-PFHxS | 1902202-01 EFF PFAS 0.11169 | 1.66e3 | 94.4 | NO |
| 4 | 4 | 13C8-PFOA | 1902202-01 EFF PFAS 0.11169 | 2.78e4 | 76.8 | NO |
| 5 | 5 | 13C9-PFNA | 1902202-01 EFF PFAS 0.11169 | 1.90e4 | 74.4 | NO |
| 6 | 6 | 13C4-PFOS | 1902202-01 EFF PFAS 0.11169 | 3.37e3 | 75.2 | NO |
| 7 | 7 | 13C6-PFDA | 1902202-01 EFF PFAS 0.11169 | 2.12e4 | 64.1 | NO |
| 8 | 8 | 13C7-PFUdA | 1902202-01 EFF PFAS 0.11169 | 1.70e4 | 42.1 | YES |

Dataset: Untitled

Last Altered: Tuesday, July 30, 2019 09:19:56 Pacific Daylight Time
Printed: Tuesday, July 30, 2019 09:20:09 Pacific Daylight Time

**Name: 190729M1_57, Date: 30-Jul-2019, Time: 00:42:43, ID: B9G0261-BS1 OPR 1, Description: OPR**

| | # | Name | ID | Area | %Rec | Area Out |
|---|---|---|---|---|---|---|
| 1 | 1 | 13C4-PFBA | B9G0261-BS1 OPR 1 | 1.44e4 | 80.7 | NO |
| 2 | 2 | 13C5-PFHxA | B9G0261-BS1 OPR 1 | 2.63e4 | 85.5 | NO |
| 3 | 3 | 18O2-PFHxS | B9G0261-BS1 OPR 1 | 1.75e3 | 99.1 | NO |
| 4 | 4 | 13C8-PFOA | B9G0261-BS1 OPR 1 | 3.32e4 | 91.8 | NO |
| 5 | 5 | 13C9-PFNA | B9G0261-BS1 OPR 1 | 2.35e4 | 92.0 | NO |
| 6 | 6 | 13C4-PFOS | B9G0261-BS1 OPR 1 | 4.31e3 | 96.1 | NO |
| 7 | 7 | 13C6-PFDA | B9G0261-BS1 OPR 1 | 2.99e4 | 90.1 | NO |
| 8 | 8 | 13C7-PFUdA | B9G0261-BS1 OPR 1 | 3.70e4 | 91.8 | NO |

**Name: 190729M1_58, Date: 30-Jul-2019, Time: 00:53:16, ID: B9G0261-BLK1 Method Blank 1, Description: Method Blank**

| | # | Name | ID | Area | %Rec | Area Out |
|---|---|---|---|---|---|---|
| 1 | 1 | 13C4-PFBA | B9G0261-BLK1 Method Blank 1 | 1.46e4 | 81.6 | NO |
| 2 | 2 | 13C5-PFHxA | B9G0261-BLK1 Method Blank 1 | 2.61e4 | 85.0 | NO |
| 3 | 3 | 18O2-PFHxS | B9G0261-BLK1 Method Blank 1 | 1.77e3 | 100.5 | NO |
| 4 | 4 | 13C8-PFOA | B9G0261-BLK1 Method Blank 1 | 3.31e4 | 91.5 | NO |
| 5 | 5 | 13C9-PFNA | B9G0261-BLK1 Method Blank 1 | 2.30e4 | 90.1 | NO |
| 6 | 6 | 13C4-PFOS | B9G0261-BLK1 Method Blank 1 | 4.41e3 | 98.3 | NO |
| 7 | 7 | 13C6-PFDA | B9G0261-BLK1 Method Blank 1 | 3.11e4 | 93.9 | NO |
| 8 | 8 | 13C7-PFUdA | B9G0261-BLK1 Method Blank 1 | 3.63e4 | 89.9 | NO |

**Name: 190729M1_59, Date: 30-Jul-2019, Time: 01:03:55, ID: 1902051-01 FBLM-1 3.16, Description: FBLM-1**

| | # | Name | ID | Area | %Rec | Area Out |
|---|---|---|---|---|---|---|
| 1 | 1 | 13C4-PFBA | 1902051-01 FBLM-1 3.16 | 1.30e4 | 72.6 | NO |
| 2 | 2 | 13C5-PFHxA | 1902051-01 FBLM-1 3.16 | 2.27e4 | 73.7 | NO |
| 3 | 3 | 18O2-PFHxS | 1902051-01 FBLM-1 3.16 | 1.76e3 | 99.7 | NO |
| 4 | 4 | 13C8-PFOA | 1902051-01 FBLM-1 3.16 | 2.98e4 | 82.2 | NO |
| 5 | 5 | 13C9-PFNA | 1902051-01 FBLM-1 3.16 | 1.96e4 | 76.8 | NO |
| 6 | 6 | 13C4-PFOS | 1902051-01 FBLM-1 3.16 | 3.96e3 | 88.3 | NO |
| 7 | 7 | 13C6-PFDA | 1902051-01 FBLM-1 3.16 | 2.19e4 | 66.2 | NO |
| 8 | 8 | 13C7-PFUdA | 1902051-01 FBLM-1 3.16 | 2.05e4 | 50.7 | NO |

**Name: 190729M1_60, Date: 30-Jul-2019, Time: 01:14:27, ID: 1902051-02 FBLM-2 3.19, Description: FBLM-2**

| | # | Name | ID | Area | %Rec | Area Out |
|---|---|---|---|---|---|---|
| 1 | 1 | 13C4-PFBA | 1902051-02 FBLM-2 3.19 | 1.23e4 | 68.6 | NO |
| 2 | 2 | 13C5-PFHxA | 1902051-02 FBLM-2 3.19 | 2.09e4 | 68.1 | NO |
| 3 | 3 | 18O2-PFHxS | 1902051-02 FBLM-2 3.19 | 1.48e3 | 84.3 | NO |
| 4 | 4 | 13C8-PFOA | 1902051-02 FBLM-2 3.19 | 2.59e4 | 71.7 | NO |
| 5 | 5 | 13C9-PFNA | 1902051-02 FBLM-2 3.19 | 1.67e4 | 65.5 | NO |
| 6 | 6 | 13C4-PFOS | 1902051-02 FBLM-2 3.19 | 3.34e3 | 74.5 | NO |
| 7 | 7 | 13C6-PFDA | 1902051-02 FBLM-2 3.19 | 1.72e4 | 51.9 | NO |
| 8 | 8 | 13C7-PFUdA | 1902051-02 FBLM-2 3.19 | 1.38e4 | 34.2 | YES |

Dataset: Untitled

Last Altered: Tuesday, July 30, 2019 09:19:56 Pacific Daylight Time
Printed: Tuesday, July 30, 2019 09:20:09 Pacific Daylight Time

**Name: 190729M1_61, Date: 30-Jul-2019, Time: 01:25:05, ID: IPA, Description: IPA**

| | # | Name | ID | Area | %Rec | Area Out |
|---|---|---|---|---|---|---|
| 1 | 1 | 13C4-PFBA | IPA | | | NO |
| 2 | 2 | 13C5-PFHxA | IPA | | | NO |
| 3 | 3 | 18O2-PFHxS | IPA | | | NO |
| 4 | 4 | 13C8-PFOA | IPA | | | NO |
| 5 | 5 | 13C9-PFNA | IPA | | | NO |
| 6 | 6 | 13C4-PFOS | IPA | | | NO |
| 7 | 7 | 13C6-PFDA | IPA | | | NO |
| 8 | 8 | 13C7-PFUdA | IPA | 8.29e0 | 0.0 | YES |

**Name: 190729M1_62, Date: 30-Jul-2019, Time: 01:35:44, ID: NEW SPIKE TESTER, Description: OPR**

| | # | Name | ID | Area | %Rec | Area Out |
|---|---|---|---|---|---|---|
| 1 | 1 | 13C4-PFBA | NEW SPIKE TESTER | 1.01e4 | 56.3 | NO |
| 2 | 2 | 13C5-PFHxA | NEW SPIKE TESTER | 2.40e4 | 78.1 | NO |
| 3 | 3 | 18O2-PFHxS | NEW SPIKE TESTER | 1.48e3 | 84.2 | NO |
| 4 | 4 | 13C8-PFOA | NEW SPIKE TESTER | 2.95e4 | 81.5 | NO |
| 5 | 5 | 13C9-PFNA | NEW SPIKE TESTER | 2.04e4 | 80.0 | NO |
| 6 | 6 | 13C4-PFOS | NEW SPIKE TESTER | 3.48e3 | 77.6 | NO |
| 7 | 7 | 13C6-PFDA | NEW SPIKE TESTER | 3.28e4 | 99.0 | NO |
| 8 | 8 | 13C7-PFUdA | NEW SPIKE TESTER | 3.10e4 | 76.9 | NO |

**Name: 190729M1_63, Date: 30-Jul-2019, Time: 01:46:16, ID: B9G0281-BS1 OPR 0.25, Description: OPR**

| | # | Name | ID | Area | %Rec | Area Out |
|---|---|---|---|---|---|---|
| 1 | 1 | 13C4-PFBA | B9G0281-BS1 OPR 0.25 | 1.48e4 | 82.7 | NO |
| 2 | 2 | 13C5-PFHxA | B9G0281-BS1 OPR 0.25 | 2.63e4 | 85.5 | NO |
| 3 | 3 | 18O2-PFHxS | B9G0281-BS1 OPR 0.25 | 1.67e3 | 94.8 | NO |
| 4 | 4 | 13C8-PFOA | B9G0281-BS1 OPR 0.25 | 3.03e4 | 83.7 | NO |
| 5 | 5 | 13C9-PFNA | B9G0281-BS1 OPR 0.25 | 1.93e4 | 75.7 | NO |
| 6 | 6 | 13C4-PFOS | B9G0281-BS1 OPR 0.25 | 3.09e3 | 68.8 | NO |
| 7 | 7 | 13C6-PFDA | B9G0281-BS1 OPR 0.25 | 1.71e4 | 51.6 | NO |
| 8 | 8 | 13C7-PFUdA | B9G0281-BS1 OPR 0.25 | 7.36e3 | 18.2 | YES |

**Name: 190729M1_64, Date: 30-Jul-2019, Time: 01:56:55, ID: B9G0281-BLK1 Method Blank 0.25, Description: Method Blank**

| | # | Name | ID | Area | %Rec | Area Out |
|---|---|---|---|---|---|---|
| 1 | 1 | 13C4-PFBA | B9G0281-BLK1 Method Blank 0.25 | 1.42e4 | 79.5 | NO |
| 2 | 2 | 13C5-PFHxA | B9G0281-BLK1 Method Blank 0.25 | 2.43e4 | 79.2 | NO |
| 3 | 3 | 18O2-PFHxS | B9G0281-BLK1 Method Blank 0.25 | 1.53e3 | 86.9 | NO |
| 4 | 4 | 13C8-PFOA | B9G0281-BLK1 Method Blank 0.25 | 2.82e4 | 77.8 | NO |
| 5 | 5 | 13C9-PFNA | B9G0281-BLK1 Method Blank 0.25 | 1.67e4 | 65.6 | NO |
| 6 | 6 | 13C4-PFOS | B9G0281-BLK1 Method Blank 0.25 | 2.06e3 | 45.8 | YES |
| 7 | 7 | 13C6-PFDA | B9G0281-BLK1 Method Blank 0.25 | 1.13e4 | 34.1 | YES |
| 8 | 8 | 13C7-PFUdA | B9G0281-BLK1 Method Blank 0.25 | 4.22e3 | 10.4 | YES |

Dataset: Untitled

Last Altered: Tuesday, July 30, 2019 09:19:56 Pacific Daylight Time
Printed: Tuesday, July 30, 2019 09:20:09 Pacific Daylight Time

**Name: 190729M1_65, Date: 30-Jul-2019, Time: 02:07:33, ID: 1902161-01 Digestor 1, Description: Digestor**

| | # | Name | ID | Area | %Rec | Area Out |
|---|---|---|---|---|---|---|
| 1 | 1 | 13C4-PFBA | 1902161-01 Digestor 1 | 1.56e4 | 87.2 | NO |
| 2 | 2 | 13C5-PFHxA | 1902161-01 Digestor 1 | 2.62e4 | 85.1 | NO |
| 3 | 3 | 18O2-PFHxS | 1902161-01 Digestor 1 | 1.94e3 | 110.2 | NO |
| 4 | 4 | 13C8-PFOA | 1902161-01 Digestor 1 | 3.60e4 | 99.3 | NO |
| 5 | 5 | 13C9-PFNA | 1902161-01 Digestor 1 | 2.62e4 | 103.0 | NO |
| 6 | 6 | 13C4-PFOS | 1902161-01 Digestor 1 | 4.67e3 | 104.1 | NO |
| 7 | 7 | 13C6-PFDA | 1902161-01 Digestor 1 | 2.98e4 | 89.8 | NO |
| 8 | 8 | 13C7-PFUdA | 1902161-01 Digestor 1 | 2.99e4 | 74.1 | NO |

**Name: 190729M1_66, Date: 30-Jul-2019, Time: 02:18:06, ID: IPA, Description: IPA**

| | # | Name | ID | Area | %Rec | Area Out |
|---|---|---|---|---|---|---|
| 1 | 1 | 13C4-PFBA | IPA | | | NO |
| 2 | 2 | 13C5-PFHxA | IPA | | | NO |
| 3 | 3 | 18O2-PFHxS | IPA | | | NO |
| 4 | 4 | 13C8-PFOA | IPA | | | NO |
| 5 | 5 | 13C9-PFNA | IPA | | | NO |
| 6 | 6 | 13C4-PFOS | IPA | | | NO |
| 7 | 7 | 13C6-PFDA | IPA | | | NO |
| 8 | 8 | 13C7-PFUdA | IPA | 2.24e1 | 0.1 | YES |

**Name: 190729M1_67, Date: 30-Jul-2019, Time: 02:28:44, ID: ST190729M1-13 PFC CS3 19G2006, Description: PFC CS3 19G2006**

| | # | Name | ID | Area | %Rec | Area Out |
|---|---|---|---|---|---|---|
| 1 | 1 | 13C4-PFBA | ST190729M1-13 PFC CS3 19G2006 | 1.39e4 | 77.8 | NO |
| 2 | 2 | 13C5-PFHxA | ST190729M1-13 PFC CS3 19G2006 | 3.18e4 | 103.4 | NO |
| 3 | 3 | 18O2-PFHxS | ST190729M1-13 PFC CS3 19G2006 | 1.95e3 | 110.8 | NO |
| 4 | 4 | 13C8-PFOA | ST190729M1-13 PFC CS3 19G2006 | 3.87e4 | 106.9 | NO |
| 5 | 5 | 13C9-PFNA | ST190729M1-13 PFC CS3 19G2006 | 2.71e4 | 106.5 | NO |
| 6 | 6 | 13C4-PFOS | ST190729M1-13 PFC CS3 19G2006 | 4.96e3 | 110.5 | NO |
| 7 | 7 | 13C6-PFDA | ST190729M1-13 PFC CS3 19G2006 | 3.63e4 | 109.6 | NO |
| 8 | 8 | 13C7-PFUdA | ST190729M1-13 PFC CS3 19G2006 | 4.20e4 | 104.0 | NO |

**Name: 190729M1_68, Date: 30-Jul-2019, Time: 02:39:17, ID: IPA, Description: IPA**

| | # | Name | ID | Area | %Rec | Area Out |
|---|---|---|---|---|---|---|
| 1 | 1 | 13C4-PFBA | IPA | | | NO |
| 2 | 2 | 13C5-PFHxA | IPA | | | NO |
| 3 | 3 | 18O2-PFHxS | IPA | | | NO |
| 4 | 4 | 13C8-PFOA | IPA | | | NO |
| 5 | 5 | 13C9-PFNA | IPA | | | NO |
| 6 | 6 | 13C4-PFOS | IPA | | | NO |
| 7 | 7 | 13C6-PFDA | IPA | | | NO |
| 8 | 8 | 13C7-PFUdA | IPA | | | NO |

Vista Analytical Laboratory

Dataset: F:\Projects\PFAS.PRO\Results\190729M1\190729M1-IB.qld

Last Altered: Tuesday, July 30, 2019 08:37:46 Pacific Daylight Time
Printed: Tuesday, July 30, 2019 08:42:47 Pacific Daylight Time

**Name: 190729M1_14, Date: 29-Jul-2019, Time: 16:08:51, ID: IB, Description: IB**

| | # | Name | Trace | Area | IS Area | wt/vol | RT | Response | Conc. | %Rec | Recovery ... | Ion Ratio | Ratio Out? |
|---|---|---|---|---|---|---|---|---|---|---|---|---|---|
| 1 | 1 | PFBA | 213.0 > 168.8 | | 14292.375 | 1.00 | | | | | NO | | |
| 2 | 2 | PFPrS | 248.9 > 79.9 | | 2206.802 | 1.00 | | | | | NO | | |
| 3 | 3 | 3:3 FTCA | 240.9 > 176.9 | | 17477.934 | 1.00 | | | | | NO | | |
| 4 | 4 | PFPeA | 263.1 > 218.9 | | 17477.934 | 1.00 | | | | | NO | | |
| 5 | 5 | PFBS | 299.0 > 79.7 | | 2206.802 | 1.00 | | | | | NO | | |
| 6 | 6 | 4:2 FTS | 327.0 > 306.9 | | 3809.108 | 1.00 | | | | | NO | | |
| 7 | 47 | 13C3-PFBA | 216.1 > 171.8 | 14292.375 | 19516.148 | 1.00 | 1.55 | 9.154 | 12.3 | 98.5 | NO | | |
| 8 | 49 | 13C3-PFBS | 302.0 > 98.8 | 2206.802 | 2151.240 | 1.00 | 2.81 | 12.823 | 11.7 | 93.5 | NO | | |
| 9 | 48 | 13C3-PFPeA | 266.0 > 221.8 | 17477.934 | 32940.379 | 1.00 | 2.54 | 6.632 | 12.8 | 102.2 | NO | | |
| 10 | 48 | 13C3-PFPeA | 266.0 > 221.8 | 17477.934 | 32940.379 | 1.00 | 2.54 | 6.632 | 12.8 | 102.2 | NO | | |
| 11 | 49 | 13C3-PFBS | 302.0 > 98.8 | 2206.802 | 2151.240 | 1.00 | 2.81 | 12.823 | 11.7 | 93.5 | NO | | |
| 12 | 51 | 13C2-4:2 FTS | 329.0 >79.9 | 3809.108 | 2151.240 | 1.00 | 3.22 | 22.133 | 12.5 | 99.8 | NO | | |
| 13 | -1 | | | | | | | | | | | | |
| 14 | 7 | PFHxA | 313.0 > 269.0 | | 12787.078 | 1.00 | | | | | NO | | |
| 15 | 8 | PFPeS | 349.1>80.1 | | 2206.802 | 1.00 | | | | | NO | | |
| 16 | 9 | HFPO-DA | 285.1 > 168.9 | | 1933.366 | 1.00 | | | | | NO | | |
| 17 | 10 | 5:3 FTCA | 340.9 > 236.9 | | 15875.059 | 1.00 | | | | | NO | | |
| 18 | 11 | PFHpA | 363.0 > 318.9 | | 15875.059 | 1.00 | | | | | NO | | |
| 19 | 12 | ADONA | 376.8 > 250.9 | | 15875.059 | 1.00 | | | | | NO | | |
| 20 | 52 | 13C2-PFHxA | 315.0 > 270.0 | 12787.078 | 32940.379 | 1.00 | 3.31 | 4.852 | 4.8 | 96.9 | NO | | |
| 21 | 49 | 13C3-PFBS | 302.0 > 98.8 | 2206.802 | 2151.240 | 1.00 | 2.81 | 12.823 | 11.7 | 93.5 | NO | | |
| 22 | 50 | 13C3-HFPO-DA | 287.0 > 168.9 | 1933.366 | 32940.379 | 1.00 | 3.53 | 0.734 | 4.8 | 96.2 | NO | | |
| 23 | 53 | 13C4-PFHpA | 367.2 > 321.8 | 15875.059 | 32940.379 | 1.00 | 3.94 | 6.024 | 13.1 | 104.7 | NO | | |
| 24 | 53 | 13C4-PFHpA | 367.2 > 321.8 | 15875.059 | 32940.379 | 1.00 | 3.94 | 6.024 | 13.1 | 104.7 | NO | | |
| 25 | 53 | 13C4-PFHpA | 367.2 > 321.8 | 15875.059 | 32940.379 | 1.00 | 3.94 | 6.024 | 13.1 | 104.7 | NO | | |
| 26 | -1 | | | | | | | | | | | | |
| 27 | 13 | L-PFHxS | 398.9 > 79.6 | 15.539 | 4248.858 | 1.00 | 4.09 | 0.046 | 0.1 | | NO | 3.428 | YES |
| 28 | 15 | 6:2 FTS | 427.0 > 406.9 | 12.529 | 2632.835 | 1.00 | 4.42 | 0.059 | 0.0 | | NO | 1.348 | NO |
| 29 | 16 | L-PFOA | 412.8 > 368.9 | 354.513 | 26948.506 | 1.00 | 4.46 | 0.164 | 0.1 | | NO | 8.021 | YES |
| 30 | 18 | PFecHS | 460.8 > 381.0 | 19.569 | 26948.506 | 1.00 | 4.44 | 0.009 | 0.0 | | NO | 2.944 | YES |
| 31 | 19 | PFHpS | 449.0 > 80.0 | 5.099 | 5318.221 | 1.00 | 4.56 | 0.012 | 0.1 | | NO | 2.294 | NO |
| 32 | 20 | 7:3 FTCA | 440.9 > 336.9 | | 29492.055 | 1.00 | | | | | NO | | |
| 33 | 54 | 13C3-PFHxS | 401.8 > 79.9 | 4248.858 | 2151.240 | 1.00 | 4.08 | 24.688 | 11.6 | 92.4 | NO | | |
| 34 | 55 | 13C2-6:2 FTS | 429.0 >79.9 | 2632.835 | 5196.414 | 1.00 | 4.41 | 6.333 | 11.7 | 93.8 | NO | | |
| 35 | 58 | 13C2-PFOA | 414.9 > 369.7 | 26948.506 | 40778.023 | 1.00 | 4.46 | 8.261 | 12.4 | 99.4 | NO | | |
| 36 | 58 | 13C2-PFOA | 414.9 > 369.7 | 26948.506 | 40778.023 | 1.00 | 4.46 | 8.261 | 12.4 | 99.4 | NO | | |


CGH 7/30/2019

Vista Analytical Laboratory

Dataset: F:\Projects\PFAS.PRO\Results\190729M1\190729M1-IB.qld

Last Altered: Tuesday, July 30, 2019 08:37:46 Pacific Daylight Time
Printed: Tuesday, July 30, 2019 08:42:47 Pacific Daylight Time

**Name: 190729M1_14, Date: 29-Jul-2019, Time: 16:08:51, ID: IB, Description: IB**

| | # | Name | Trace | Area | IS Area | wt/vol | RT | Response | Conc. | %Rec | Recovery ... | Ion Ratio | Ratio Out? |
|---|---|---|---|---|---|---|---|---|---|---|---|---|---|
| 37 | 59 | 13C8-PFOS | 507.0 > 79.9 | 5318.221 | 5196.414 | 1.00 | 4.97 | 12.793 | 12.7 | 102.0 | NO | | |
| 38 | 56 | 13C5-PFNA | 468.2 > 422.9 | 29492.055 | 28053.510 | 1.00 | 4.90 | 13.141 | 12.8 | 102.4 | NO | | |
| 39 | -1 | | | | | | | | | | | | |
| 40 | 21 | PFNA | 463.0 > 418.8 | | 29492.055 | 1.00 | | | | | NO | | |
| 41 | 22 | PFOSA | 497.9 > 77.9 | | 10074.689 | 1.00 | | | | | NO | | |
| 42 | 23 | L-PFOS | 498.9 > 79.9 | 44.134 | 5318.221 | 1.00 | 4.87 | 0.104 | 0.2 | | NO | 13.092 | YES |
| 43 | 25 | 9Cl-PF30NS | 530.7 > 350.8 | | 5318.221 | 1.00 | | | | | NO | | |
| 44 | 26 | PFDA | 513 > 468.8 | 258.938 | 29700.191 | 1.00 | 5.26 | 0.109 | 0.1 | | NO | 16.440 | YES |
| 45 | 27 | 8:2 FTS | 527.0 > 506.9 | 22.719 | 3173.792 | 1.00 | 5.24 | 0.089 | 0.1 | | NO | 1.108 | NO |
| 46 | 56 | 13C5-PFNA | 468.2 > 422.9 | 29492.055 | 28053.510 | 1.00 | 4.90 | 13.141 | 12.8 | 102.4 | NO | | |
| 47 | 57 | 13C8-PFOSA | 506.1 > 77.7 | 10074.689 | 45226.652 | 1.00 | 4.95 | 2.785 | 11.9 | 95.0 | NO | | |
| 48 | 59 | 13C8-PFOS | 507.0 > 79.9 | 5318.221 | 5196.414 | 1.00 | 4.97 | 12.793 | 12.7 | 102.0 | NO | | |
| 49 | 59 | 13C8-PFOS | 507.0 > 79.9 | 5318.221 | 5196.414 | 1.00 | 4.97 | 12.793 | 12.7 | 102.0 | NO | | |
| 50 | 60 | 13C2-PFDA | 515.1 > 469.9 | 29700.191 | 38124.320 | 1.00 | 5.27 | 9.738 | 11.8 | 94.4 | NO | | |
| 51 | 61 | 13C2-8:2 FTS | 529 > 79.9 | 3173.792 | 5196.414 | 1.00 | 5.24 | 7.635 | 12.6 | 100.9 | NO | | |
| 52 | -1 | | | | | | | | | | | | |
| 53 | 28 | PFNS | 549.1 > 80.1 | 5.839 | 5318.221 | 1.00 | 5.29 | 0.014 | | | NO | 0.960 | NO |
| 54 | 29 | L-MeFOSAA | 570 > 419 | 95.054 | 7542.678 | 1.00 | 5.40 | 0.158 | 0.1 | | NO | 4.238 | YES |
| 55 | 31 | L-EtFOSAA | 584.1 > 419 | 41.432 | 10333.103 | 1.00 | 5.57 | 0.050 | 0.0 | | NO | 1.385 | NO |
| 56 | 33 | PFUdA | 563.0 > 518.9 | 260.603 | 40673.313 | 1.00 | 5.59 | 0.080 | | | NO | 47.529 | YES |
| 57 | 34 | PFDS | 598.8 > 79.9 | | 3173.792 | 1.00 | | | | | NO | | |
| 58 | 35 | 11Cl-PF30UdS | 632.6 > 452.7 | | 38830.172 | 1.00 | | | | | NO | | |
| 59 | 59 | 13C8-PFOS | 507.0 > 79.9 | 5318.221 | 5196.414 | 1.00 | 4.97 | 12.793 | 12.7 | 102.0 | NO | | |
| 60 | 62 | d3-N-MeFOSAA | 573.3 > 419 | 7542.678 | 45226.652 | 1.00 | 5.41 | 2.085 | 11.7 | 93.8 | NO | | |
| 61 | 64 | d5-N-EtFOSAA | 589.3 > 419 | 10333.103 | 45226.652 | 1.00 | 5.57 | 2.856 | 12.2 | 97.4 | NO | | |
| 62 | 63 | 13C2-PFUdA | 565 > 519.8 | 40673.313 | 45226.652 | 1.00 | 5.59 | 11.242 | 12.5 | 100.4 | NO | | |
| 63 | 61 | 13C2-8:2 FTS | 529 > 79.9 | 3173.792 | 5196.414 | 1.00 | 5.24 | 7.635 | 12.6 | 100.9 | NO | | |
| 64 | 65 | 13C2-PFDoA | 614.7 > 569.7 | 38830.172 | 38124.320 | 1.00 | 5.87 | 12.731 | 11.6 | 93.1 | NO | | |
| 65 | -1 | | | | | | | | | | | | |
| 66 | 36 | 10:2 FTS | 627.0 > 606.9 | 37.730 | 3173.792 | 1.00 | 5.85 | 0.149 | 0.0 | | NO | 1.555 | NO |
| 67 | 37 | PFDoA | 612.9 > 569.0 | | 38830.172 | 1.00 | | | | | NO | | |
| 68 | 38 | N-MeFOSA | 512.1 > 168.9 | | 18123.365 | 1.00 | | | | | NO | | |
| 69 | 39 | PFTrDA | 662.9 > 618.9 | 245.359 | 38830.172 | 1.00 | 6.11 | 0.079 | 0.0 | | NO | 61.648 | YES |
| 70 | 40 | PFDoS | 698.8 > 79.9 | | 27253.000 | 1.00 | | | | | NO | | |
| 71 | 41 | PFTeDA | 713.0 > 669.0 | 226.271 | 27253.000 | 1.00 | 6.31 | 0.104 | 0.0 | | NO | 18.637 | NO |
| 72 | 65 | 13C2-PFDoA | 614.7 > 569.7 | 38830.172 | 38124.320 | 1.00 | 5.87 | 12.731 | 11.6 | 93.1 | NO | | |


CGH 7/30/2019

Dataset: F:\Projects\PFAS.PRO\Results\190729M1\190729M1-IB.qld

Last Altered: Tuesday, July 30, 2019 08:37:46 Pacific Daylight Time
Printed: Tuesday, July 30, 2019 08:42:47 Pacific Daylight Time

**Name: 190729M1_14, Date: 29-Jul-2019, Time: 16:08:51, ID: IB, Description: IB**

| | # | Name | Trace | Area | IS Area | wt/vol | RT | Response | Conc. | %Rec | Recovery ... | Ion Ratio | Ratio Out? |
|---|---|---|---|---|---|---|---|---|---|---|---|---|---|
| 73 | 65 | 13C2-PFDoA | 614.7 > 569.7 | 38830.172 | 38124.320 | 1.00 | 5.87 | 12.731 | 11.6 | 93.1 | NO | | |
| 74 | 66 | d3-N-MeFOSA | 515.2 > 168.9 | 18123.365 | 45226.652 | 1.00 | 5.83 | 5.009 | 136.3 | 90.9 | NO | | |
| 75 | 65 | 13C2-PFDoA | 614.7 > 569.7 | 38830.172 | 38124.320 | 1.00 | 5.87 | 12.731 | 11.6 | 93.1 | NO | | |
| 76 | 67 | 13C2-PFTeDA | 715.1 > 669.7 | 27253.000 | 45226.652 | 1.00 | 6.31 | 7.532 | 12.4 | 99.1 | NO | | |
| 77 | 67 | 13C2-PFTeDA | 715.1 > 669.7 | 27253.000 | 45226.652 | 1.00 | 6.31 | 7.532 | 12.4 | 99.1 | NO | | |
| 78 | -1 | | | | | | | | | | | | |
| 79 | 42 | N-EtFOSA | 526.1 > 168.9 | | 22049.973 | 1.00 | | | | | NO | | |
| 80 | 43 | PFHxDA | 813.1 > 768.6 | 257.612 | 13324.824 | 1.00 | 6.62 | 0.097 | 0.1 | | NO | 176.568 | YES |
| 81 | 44 | PFODA | 913.1 > 868.8 | 166.325 | 13324.824 | 1.00 | 6.84 | 0.062 | 0.0 | | NO | | |
| 82 | 45 | N-MeFOSE | 616.1 > 58.9 | 50.891 | 14583.543 | 1.00 | 6.31 | 0.523 | 0.6 | | NO | | |
| 83 | 46 | N-EtFOSE | 630.1 > 58.9 | | 15499.773 | 1.00 | | | | | NO | | |
| 84 | 72 | 13C4-PFBA | 217.0 > 172.0 | 19516.148 | 19516.148 | 1.00 | 1.55 | 12.500 | 12.5 | 100.0 | NO | | |
| 85 | 68 | d5-N-ETFOSA | 531.1 > 168.9 | 22049.973 | 45226.652 | 1.00 | 6.19 | 6.094 | 141.7 | 94.5 | NO | | |
| 86 | 69 | 13C2-PFHxDA | 815 > 769.7 | 13324.824 | 45226.652 | 1.00 | 6.62 | 3.683 | 4.7 | 94.9 | NO | | |
| 87 | 69 | 13C2-PFHxDA | 815 > 769.7 | 13324.824 | 45226.652 | 1.00 | 6.62 | 3.683 | 4.7 | 94.9 | NO | | |
| 88 | 70 | d7-N-MeFOSE | 623.1 > 58.9 | 14583.543 | 45226.652 | 1.00 | 6.30 | 4.031 | 127.5 | 85.0 | NO | | |
| 89 | 71 | d9-N-EtFOSE | 639.2 > 58.8 | 15499.773 | 45226.652 | 1.00 | 6.45 | 4.284 | 128.6 | 85.7 | NO | | |
| 90 | 73 | 13C5-PFHxA | 318.0 > 272.9 | 32940.379 | 32940.379 | 1.00 | 3.31 | 12.500 | 12.5 | 100.0 | NO | | |
| 91 | -1 | | | | | | | | | | | | |
| 92 | 75 | 13C8-PFOA | 420.9 > 376.0 | 40778.023 | 40778.023 | 1.00 | 4.46 | 12.500 | 12.5 | 100.0 | NO | | |
| 93 | 74 | 18O2-PFHxS | 403.0 > 102.6 | 2151.240 | 2151.240 | 1.00 | 4.08 | 12.500 | 12.5 | 100.0 | NO | | |
| 94 | 76 | 13C9-PFNA | 472.2 > 426.9 | 28053.510 | 28053.510 | 1.00 | 4.90 | 12.500 | 12.5 | 100.0 | NO | | |
| 95 | 77 | 13C4-PFOS | 503 > 79.9 | 5196.414 | 5196.414 | 1.00 | 4.97 | 12.500 | 12.5 | 100.0 | NO | | |
| 96 | 78 | 13C6-PFDA | 519.1 > 473.7 | 38124.320 | 38124.320 | 1.00 | 5.27 | 12.500 | 12.5 | 100.0 | NO | | |
| 97 | 79 | 13C7-PFUdA | 570.1 > 524.8 | 45226.652 | 45226.652 | 1.00 | 5.59 | 12.500 | 12.5 | 100.0 | NO | | |

Vista Analytical Laboratory

Dataset: F:\Projects\PFAS.PRO\Results\190729M1\190729M1-IB.qld

Last Altered: Tuesday, July 30, 2019 08:37:46 Pacific Daylight Time
Printed: Tuesday, July 30, 2019 08:42:47 Pacific Daylight Time

**Method: F:\Projects\PFAS.PRO\MethDB\PFAS_FULL_80C_072919.mdb 30 Jul 2019 08:09:20**
**Calibration: F:\Projects\PFAS.PRO\CurveDB\C18_VAL-PFAS_Q4_07-29-19.cdb 30 Jul 2019 08:10:04**

**Name: 190729M1_14, Date: 29-Jul-2019, Time: 16:08:51, ID: IB, Description: IB**

**PFBA**

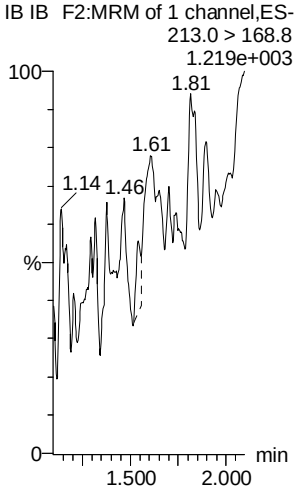


**PFPrS**

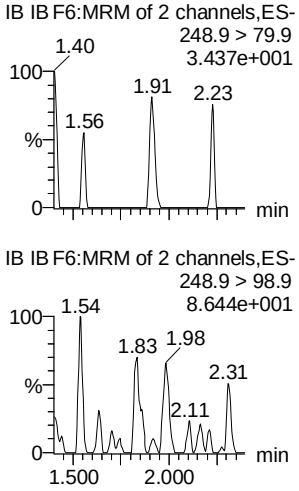


**3:3 FTCA**

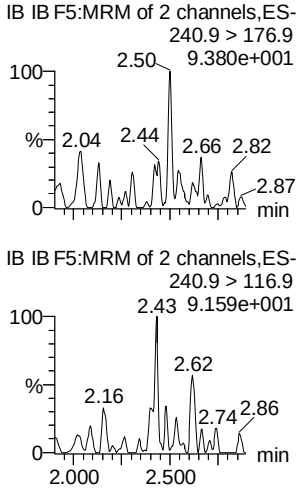


**PFPeA**

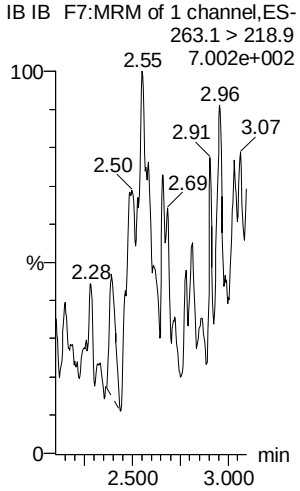


**PFBS**

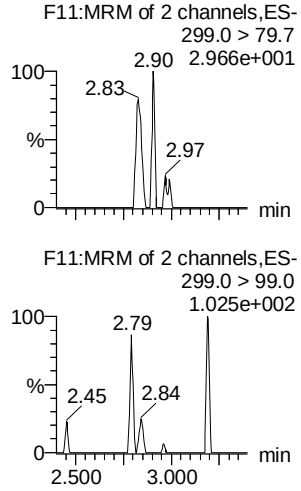


**4:2 FTS**

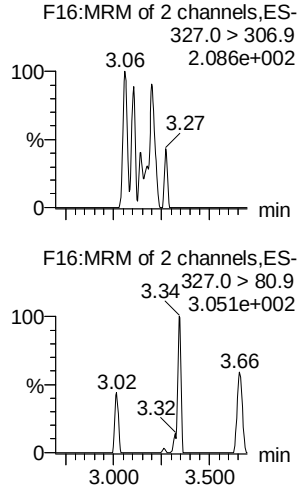


**13C3-PFBA**

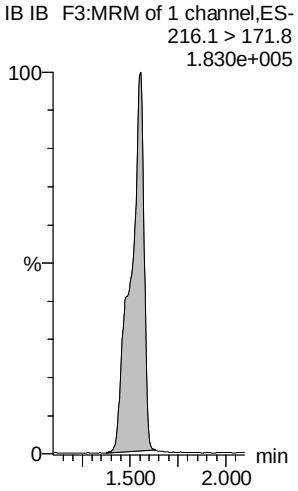


**13C3-PFBS**

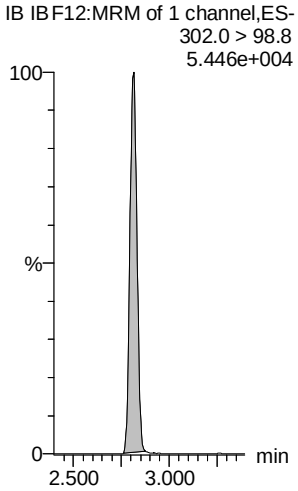


**13C3-PFPeA**

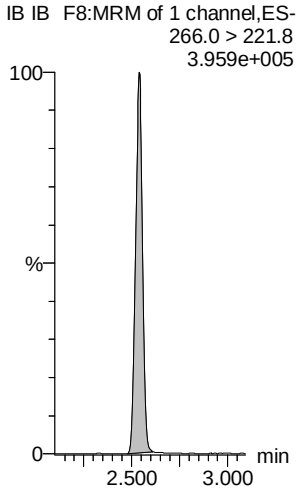


**13C3-PFPeA**

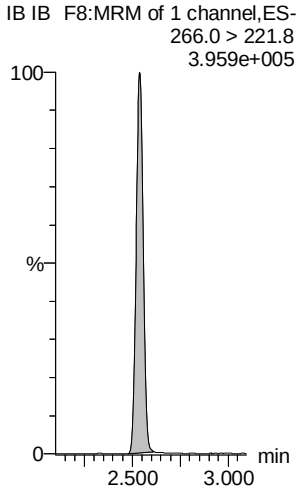


**13C3-PFBS**

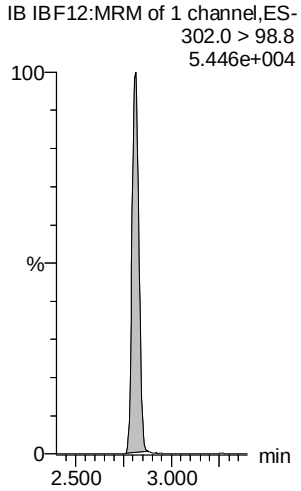


**13C2-4:2 FTS**

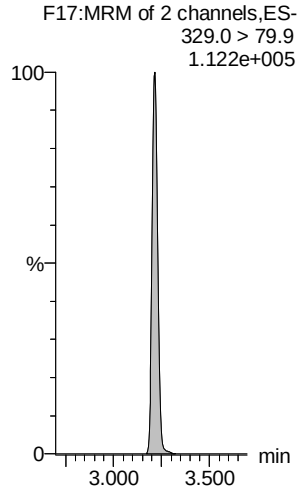

Dataset: F:\Projects\PFAS.PRO\Results\190729M1\190729M1-IB.qld

Last Altered: Tuesday, July 30, 2019 08:37:46 Pacific Daylight Time
Printed: Tuesday, July 30, 2019 08:42:47 Pacific Daylight Time

**Name: 190729M1_14, Date: 29-Jul-2019, Time: 16:08:51, ID: IB, Description: IB**

**PFHxA**

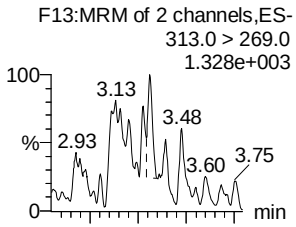


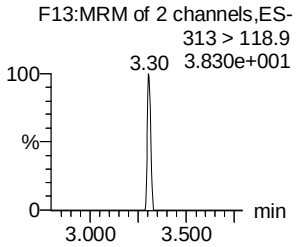


**PFPeS**

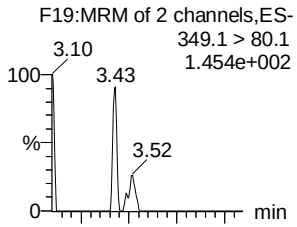


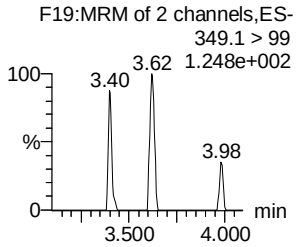


**HFPO-DA**

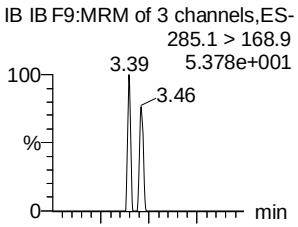


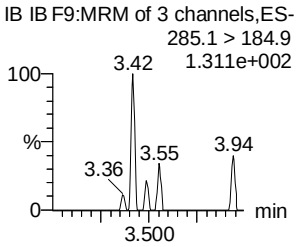


**5:3 FTCA**

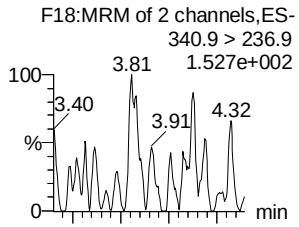


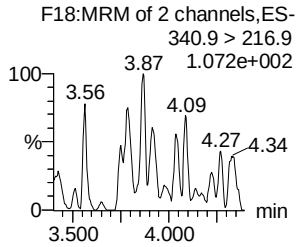


**PFHpA**

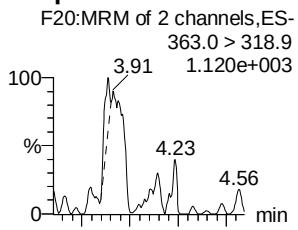


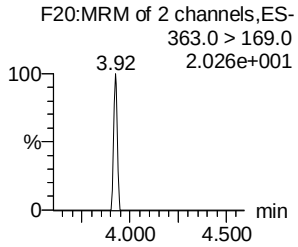


**ADONA**

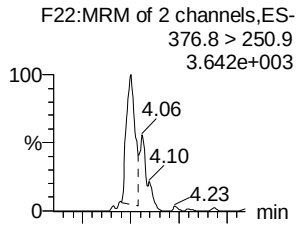


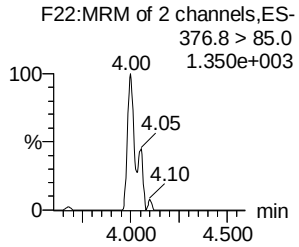


**13C2-PFHxA**

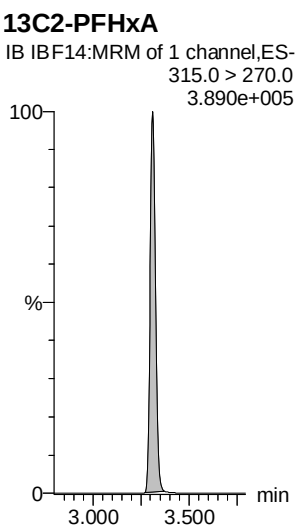


**13C3-PFBS**

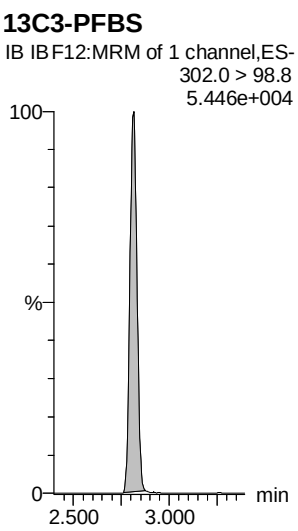


**13C3-HFPO-DA**

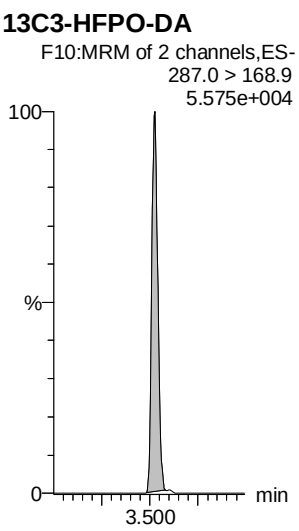


**13C4-PFHpA**

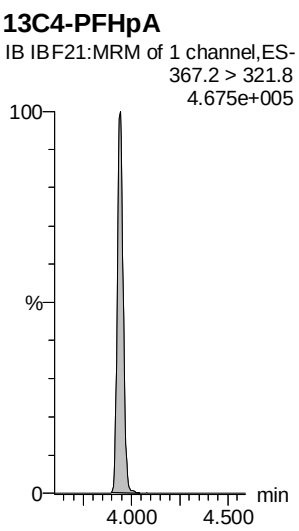


**13C4-PFHpA**

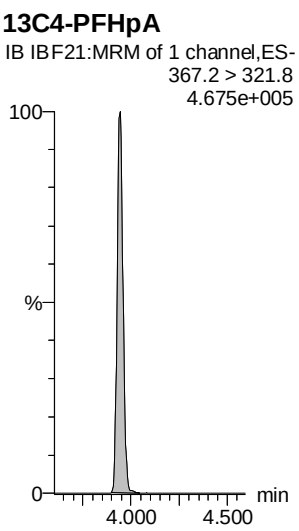


**13C4-PFHpA**

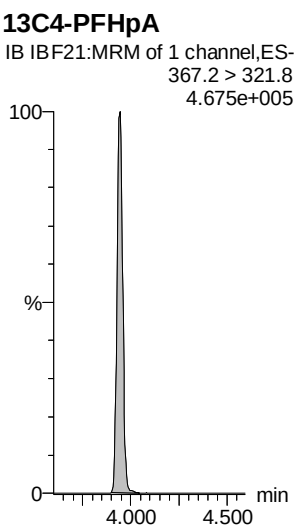

Dataset: F:\Projects\PFAS.PRO\Results\190729M1\190729M1-IB.qld

Last Altered: Tuesday, July 30, 2019 08:37:46 Pacific Daylight Time
Printed: Tuesday, July 30, 2019 08:42:47 Pacific Daylight Time

**Name: 190729M1_14, Date: 29-Jul-2019, Time: 16:08:51, ID: IB, Description: IB**

**L-PFHxS**

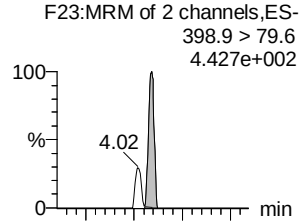


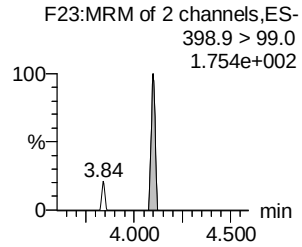


**6:2 FTS**

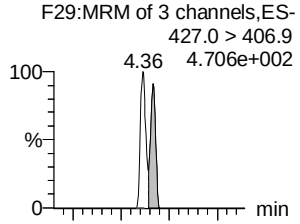


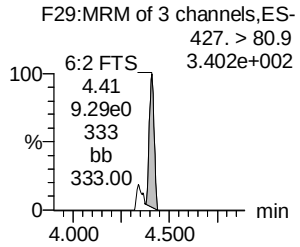


**L-PFOA**

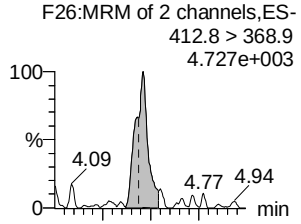


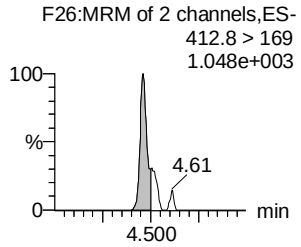


**PFEChS**

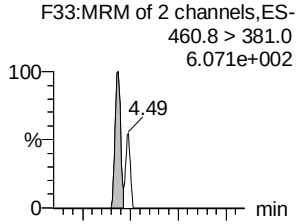


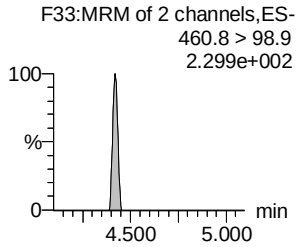


**PFHpS**

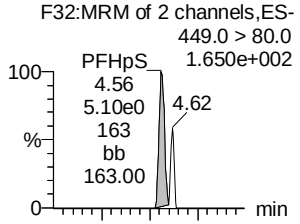


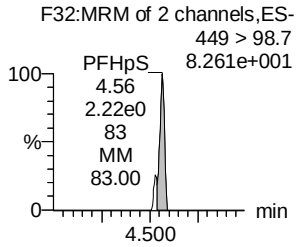


**7:3 FTCA**

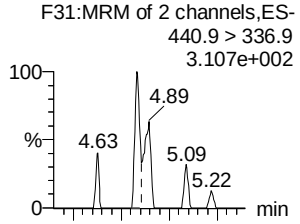


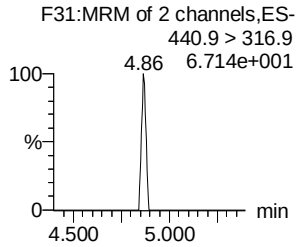


**13C3-PFHxS**

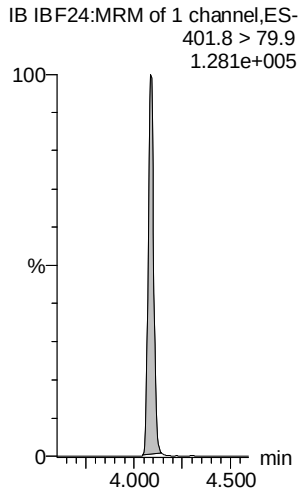


**13C2-6:2 FTS**

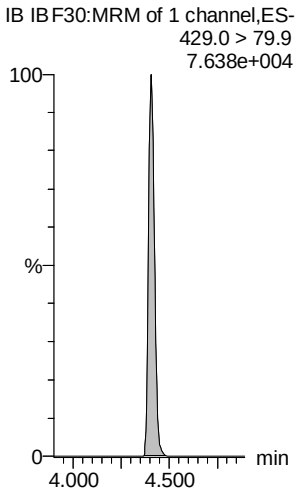


**13C2-PFOA**

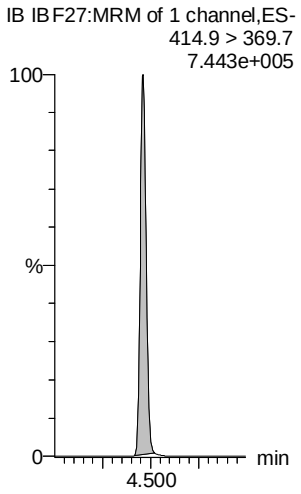


**13C2-PFOA**

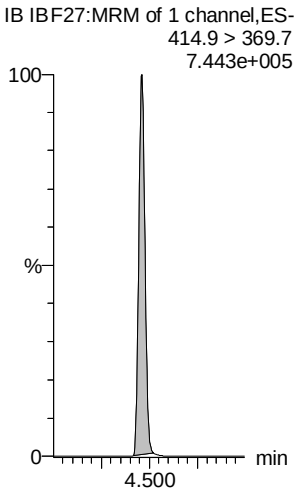


**13C8-PFOS**

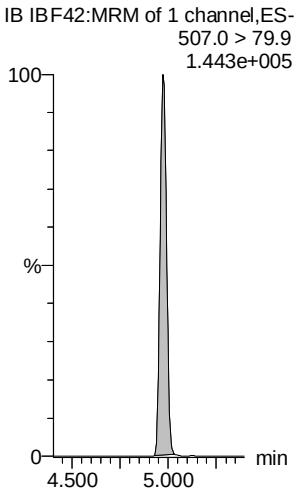


**13C5-PFNA**

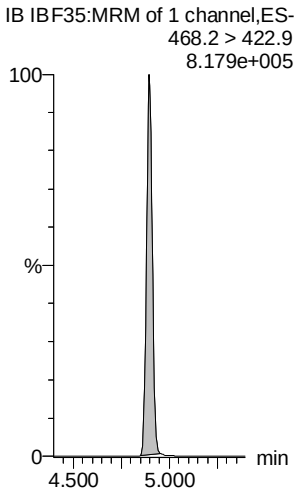

Dataset: F:\Projects\PFAS.PRO\Results\190729M1\190729M1-IB.qld

Last Altered: Tuesday, July 30, 2019 08:37:46 Pacific Daylight Time
Printed: Tuesday, July 30, 2019 08:42:47 Pacific Daylight Time

**Name: 190729M1_14, Date: 29-Jul-2019, Time: 16:08:51, ID: IB, Description: IB**

**PFNA**

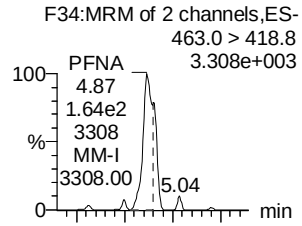


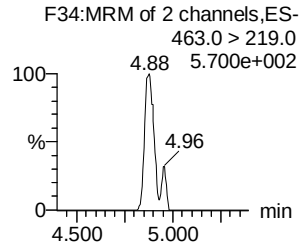


**PFOSA**

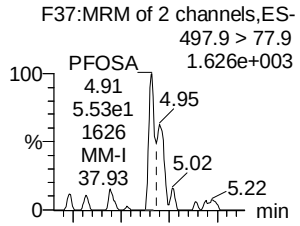


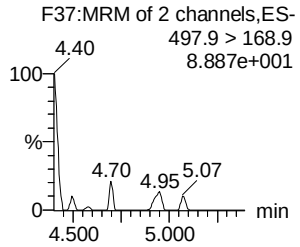


**L-PFOS**

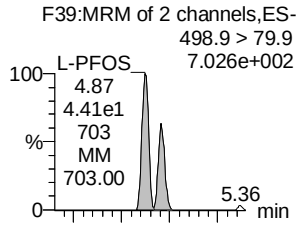


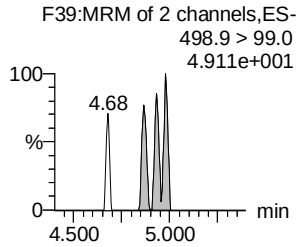


**9Cl-PF30NS**

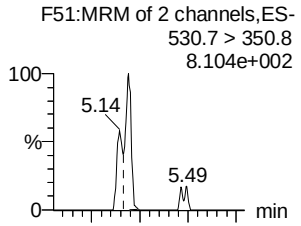


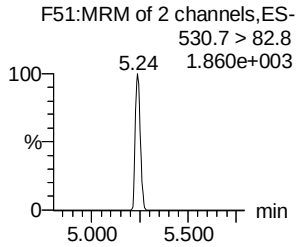


**PFDA**

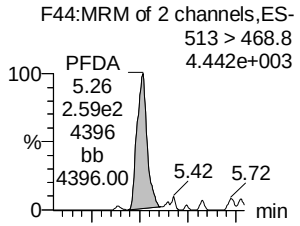


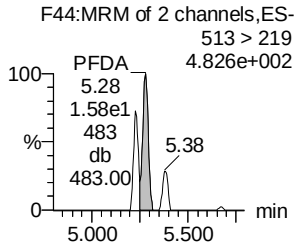


**8:2 FTS**

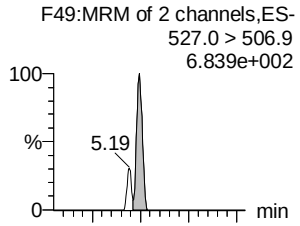


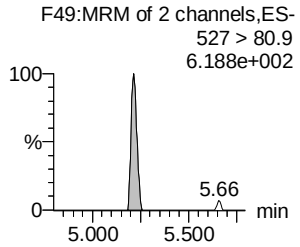


**13C5-PFNA**

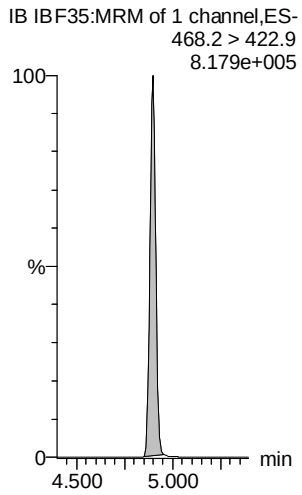


**13C8-PFOSA**

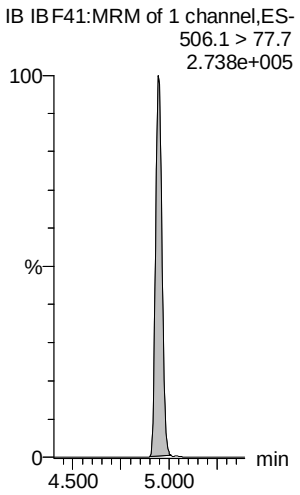


**13C8-PFOS**

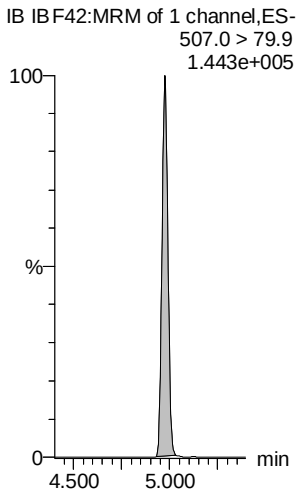


**13C8-PFOS**

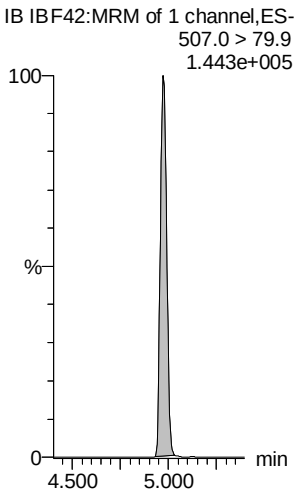


**13C2-PFDA**

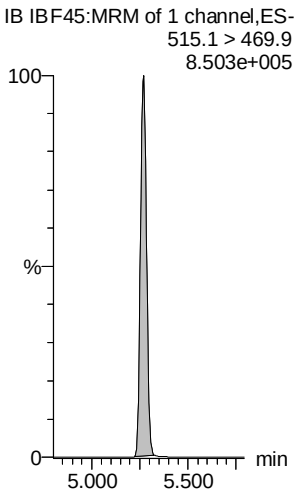


**13C2-8:2 FTS**

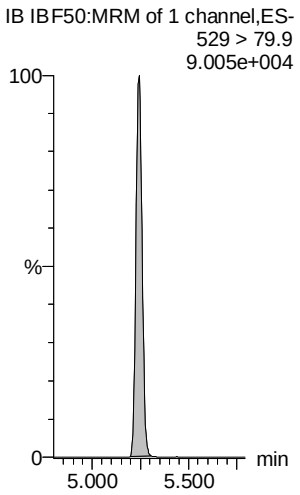

Dataset: F:\Projects\PFAS.PRO\Results\190729M1\190729M1-IB.qld

Last Altered: Tuesday, July 30, 2019 08:37:46 Pacific Daylight Time
Printed: Tuesday, July 30, 2019 08:42:47 Pacific Daylight Time

**Name: 190729M1_14, Date: 29-Jul-2019, Time: 16:08:51, ID: IB, Description: IB**

**PFNS**

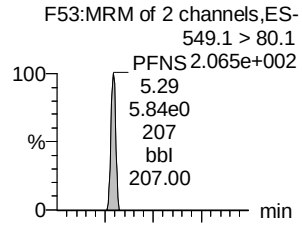


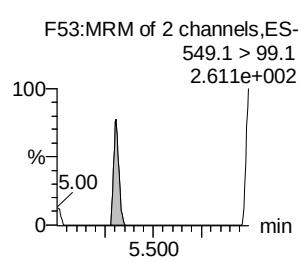


**L-MeFOSAA**

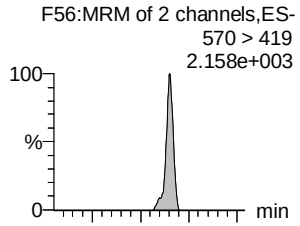


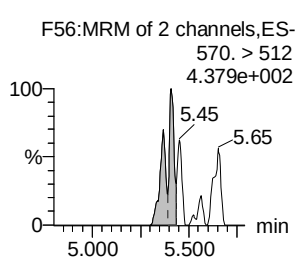


**L-EtFOSAA**

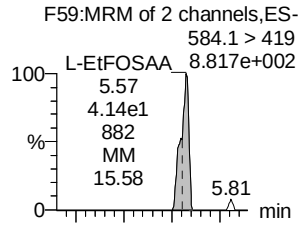


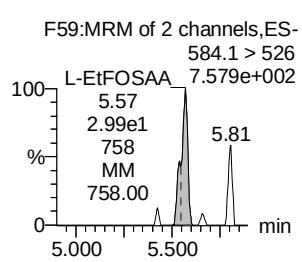


**PFUdA**

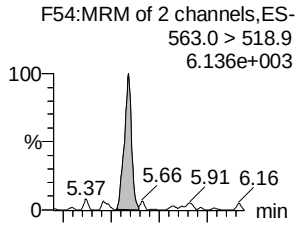


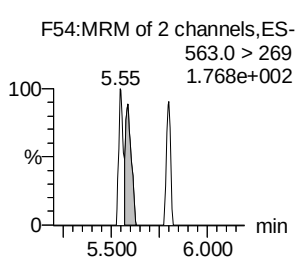


**PFDS**

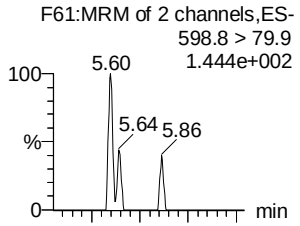


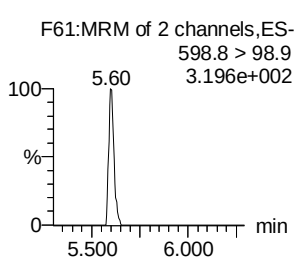


**11Cl-PF30UdS**

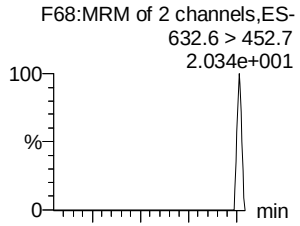


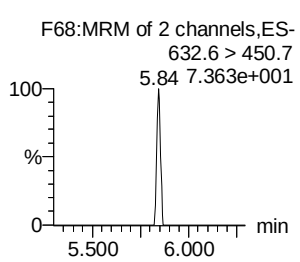


**13C8-PFOS**

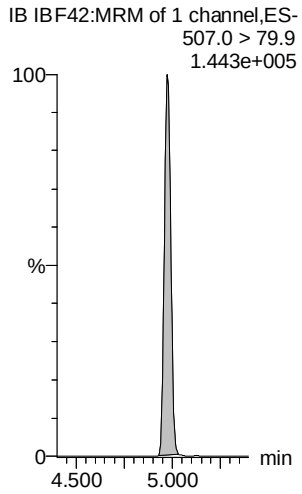


**d3-N-MeFOSAA**

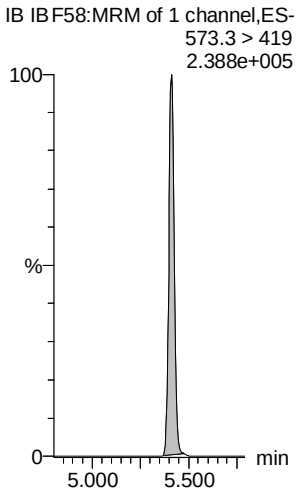


**d5-N-EtFOSAA**

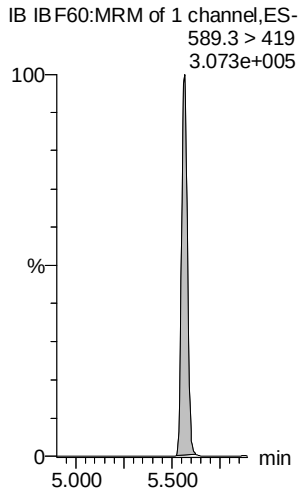


**13C2-PFUdA**

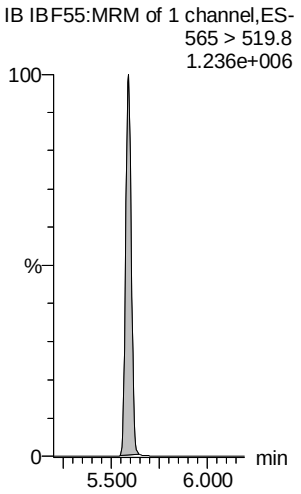


**13C2-8:2 FTS**

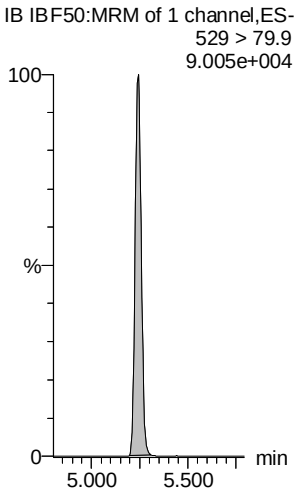


**13C2-PFDoA**

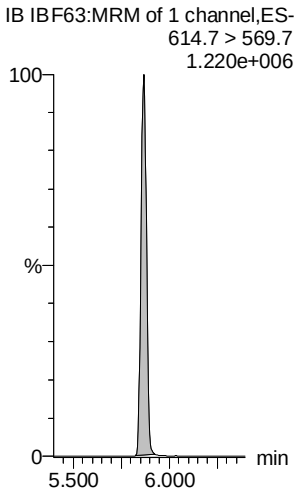

Dataset: F:\Projects\PFAS.PRO\Results\190729M1\190729M1-IB.qld

Last Altered: Tuesday, July 30, 2019 08:37:46 Pacific Daylight Time
Printed: Tuesday, July 30, 2019 08:42:47 Pacific Daylight Time

**Name: 190729M1_14, Date: 29-Jul-2019, Time: 16:08:51, ID: IB, Description: IB**

**10:2 FTS**

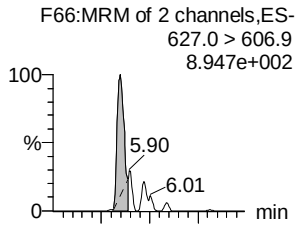


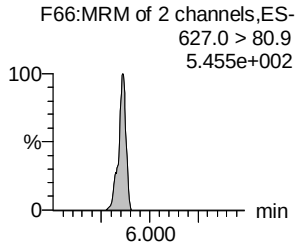


**PFDoA**

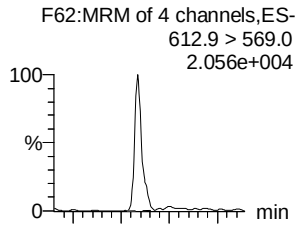


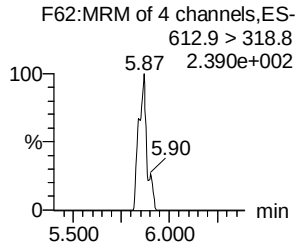


**N-MeFOSA**

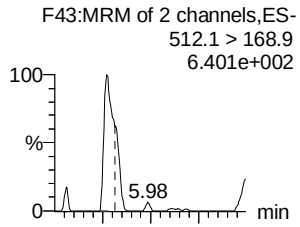


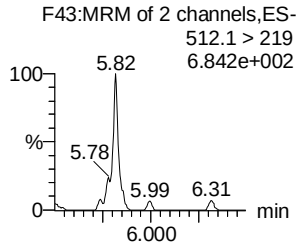


**PFTrDA**

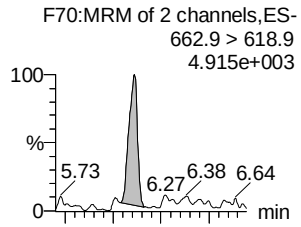


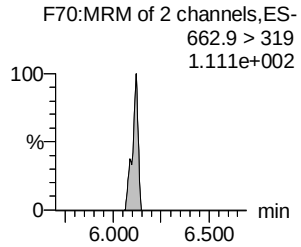


**PFDoS**

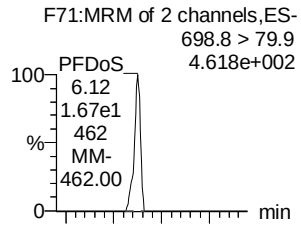


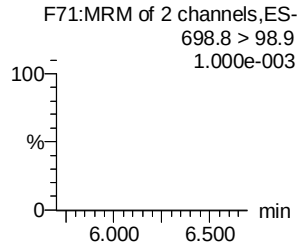


**PFTeDA**

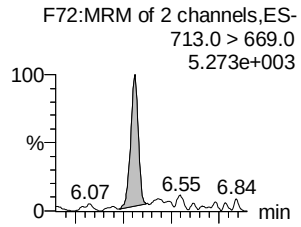


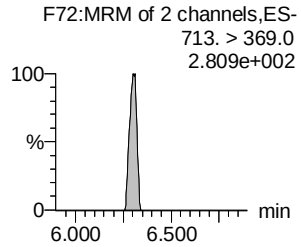


**13C2-PFDoA**

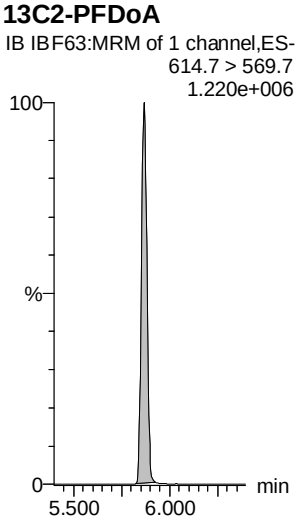


**13C2-PFDoA**

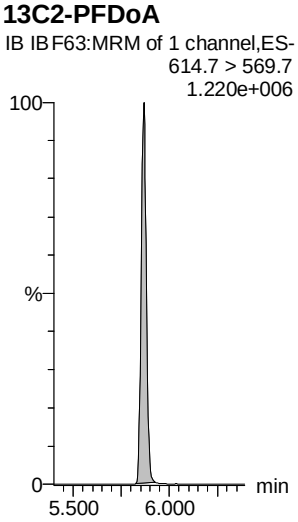


**d3-N-MeFOSA**

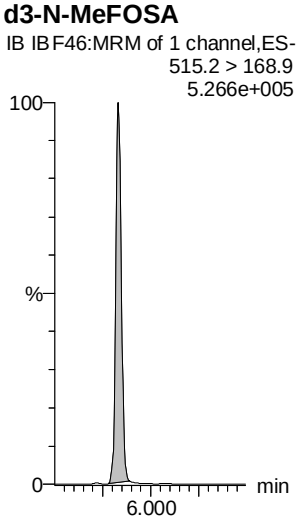


**13C2-PFDoA**

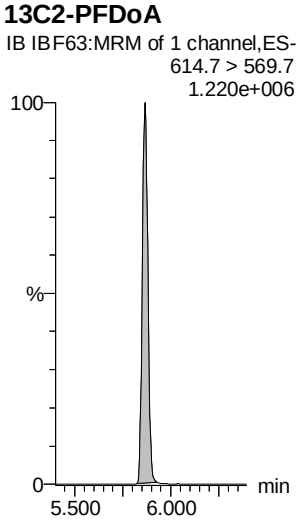


**13C2-PFTeDA**

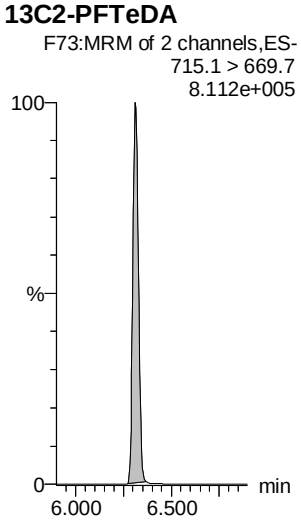


**13C2-PFTeDA**

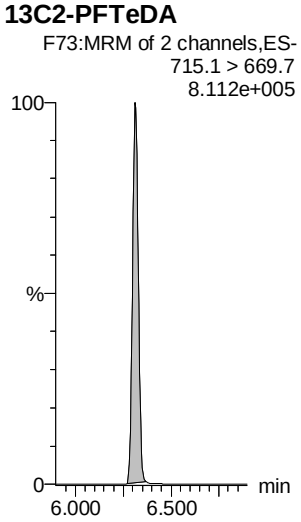

Dataset: F:\Projects\PFAS.PRO\Results\190729M1\190729M1-IB.qld

Last Altered: Tuesday, July 30, 2019 08:37:46 Pacific Daylight Time
Printed: Tuesday, July 30, 2019 08:42:47 Pacific Daylight Time

**Name: 190729M1_14, Date: 29-Jul-2019, Time: 16:08:51, ID: IB, Description: IB**

**N-EtFOSA**

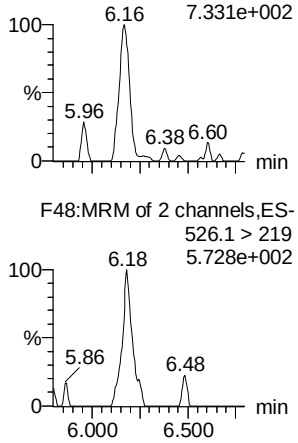


**PFHxDA**

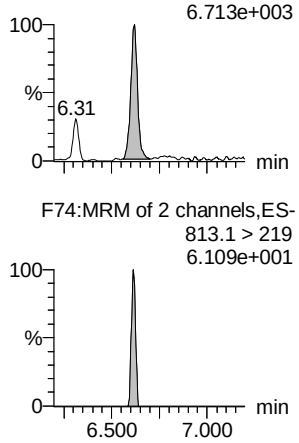


**PFODA**

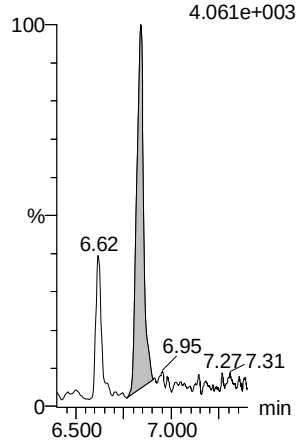


**N-MeFOSE**

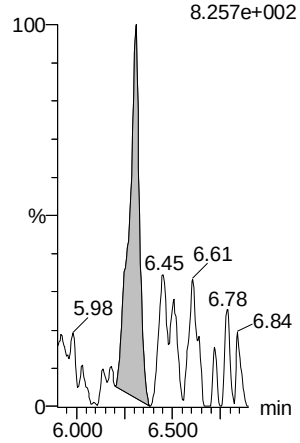


**N-EtFOSE**

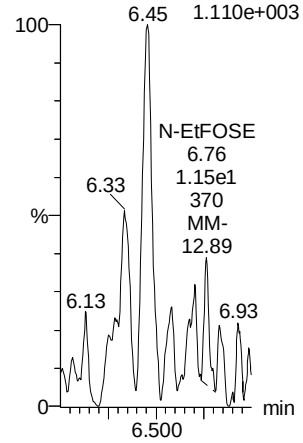


**13C4-PFBA**

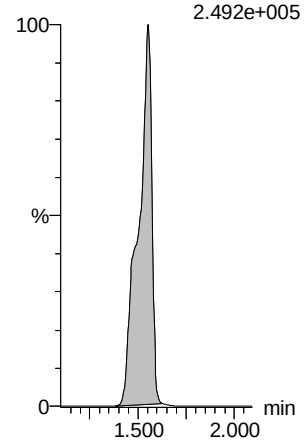


**d5-N-ETFOSA**

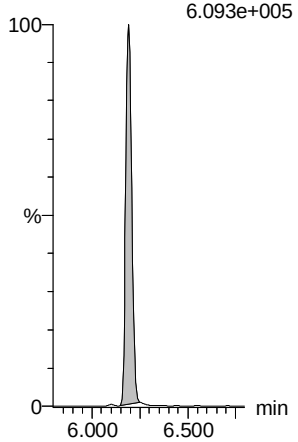


**13C2-PFHxDA**

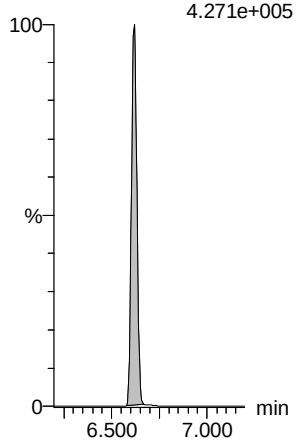


**13C2-PFHxDA**

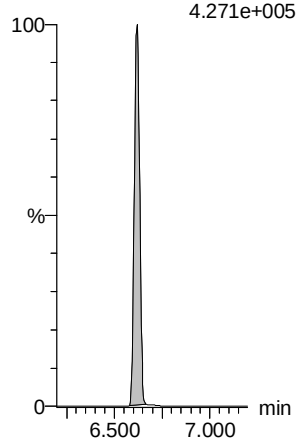


**d7-N-MeFOSE**

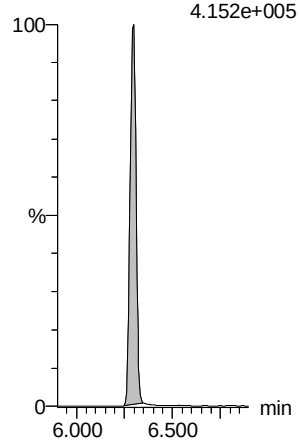


**d9-N-EtFOSE**

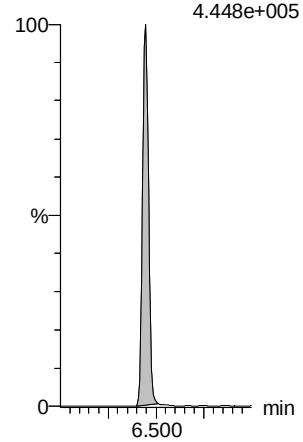


**13C5-PFHxA**

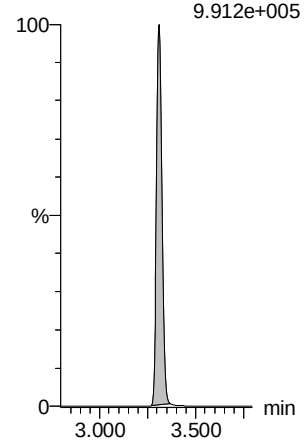

Dataset: F:\Projects\PFAS.PRO\Results\190729M1\190729M1-IB.qld

Last Altered: Tuesday, July 30, 2019 08:37:46 Pacific Daylight Time
Printed: Tuesday, July 30, 2019 08:42:47 Pacific Daylight Time

**Name: 190729M1_14, Date: 29-Jul-2019, Time: 16:08:51, ID: IB, Description: IB**

**13C8-PFOA**

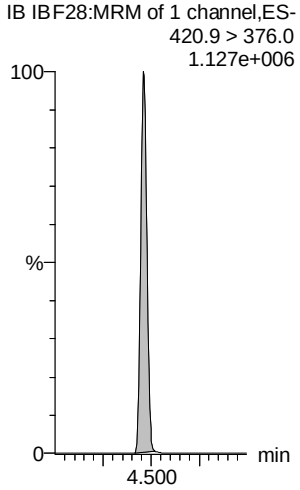


**18O2-PFHxS**

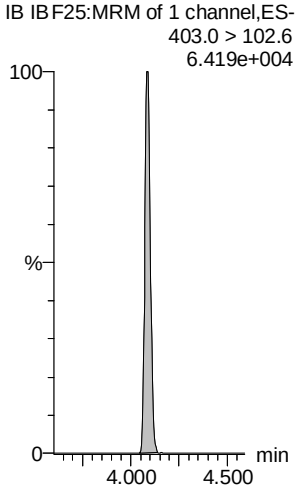


**13C9-PFNA**

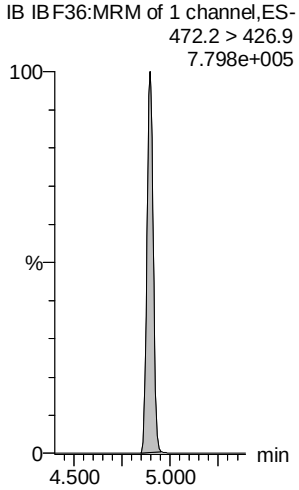


**13C4-PFOS**

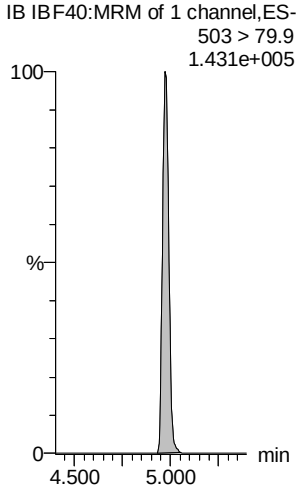


**13C6-PFDA**

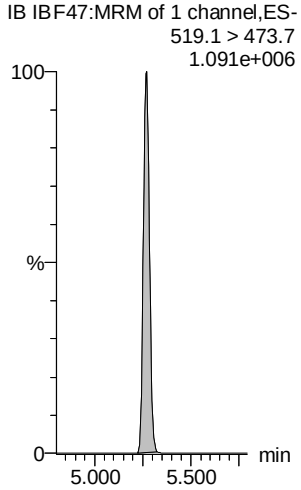


**13C7-PFUdA**

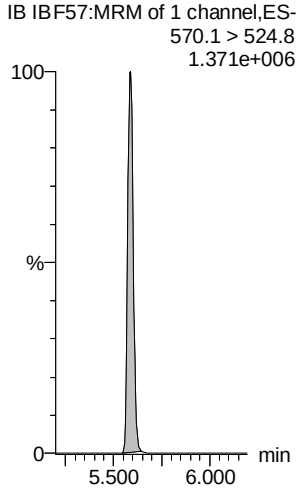



CGH 7/30/2019

# LC Calibration Standards Review Checklist Q4

| | | | ION Ratio | Concentration | C-Cals Name | Sign Date | Correct I-Cal | Manual Integrations | N/A |
|---|---|---|---|---|---|---|---|---|---|
| **Calibration ID:** | ST190729MI-11 | L (M) H | ☑ | ☑ | ☑ | ☑ | ☑ | ☑ | ☐ |
| **Calibration ID:** | -12 | L (M) H | ☑ | ☑ | ☑ | ☑ | ☑ | ☑ | ☐ |
| **Calibration ID:** | -13 | L (M) H | ☑ | ☑ | ☑ | ☐ | ☑ | ☑ | ☑ |
| **Calibration ID:** | | L M H | ☐ | ☐ | ☐ | ☐ | ☐ | ☐ | ☐ |
| **Calibration ID:** | | L M H | ☐ | ☐ | ☐ | ☐ | ☐ | ☐ | ☐ |
| **Calibration ID:** | | L M H | ☐ N/A Cal 7/30/19 | ☐ | ☐ | ☐ | ☐ | ☐ | ☐ |
| **Calibration ID:** | | L M H | ☐ | ☐ | ☐ | ☐ | ☐ | ☐ | ☐ |
| **Calibration ID:** | | L M H | ☐ | ☐ | ☐ | ☐ | ☐ | ☐ | ☐ |
| **Calibration ID:** | | L M H | ☐ | ☐ | ☐ | ☐ | ☐ | ☐ | ☐ |
| **Calibration ID:** | | L M H | ☐ | ☐ | ☐ | ☐ | ☐ | ☐ | ☐ |

**Full Mass Cal. Date:** 07/15/19

**Run Log Present:** ☑

**# of Samples per Sequence Checked:** ☑

**Instrument Blank Saved** ☑

**All Branches in Acquisition Window** ☑

**IIS Area Saved** ☑

**Reviewed By:** JM 7/30/19
**Initials/Date**

**Comments:**

Dataset: F:\Projects\PFAS.PRO\Results\190729M1\190729M1-37.qld

Last Altered: Tuesday, July 30, 2019 09:02:20 Pacific Daylight Time
Printed: Tuesday, July 30, 2019 09:02:50 Pacific Daylight Time

√ am 7/30/19

**Name: 190729M1_37, Date: 29-Jul-2019, Time: 21:10:50, ID: ST190729M1-11 PFC CS3 19G2006, Description: PFC CS3 19G2006**

3 am 7/30/19 3 am 7/30/19

| | # | Name | Trace | Area | IS Area | wt/vol | RT | Response | Conc. | %Rec | Recovery ... | Ion Ratio | Ratio Out? |
|---|---|---|---|---|---|---|---|---|---|---|---|---|---|
| 1 | 1 | PFBA | 213.0 > 168.8 | 12823.247 | 13373.215 | 1.00 | 1.52 | 11.986 | 10.0 | 100.1 | NO | | |
| 2 | 2 | PFPrS | 248.9 > 79.9 | 2466.052 | 2224.815 | 1.00 | 1.87 | 13.855 | 9.5 | 95.2 | NO | 2.561 | NO |
| 3 | 3 | 3:3 FTCA | 240.9 > 176.9 | 520.726 | 16578.684 | 1.00 | 2.35 | 0.393 | 9.8 | 98.4 | NO | 2.072 | NO |
| 4 | 4 | PFPeA | 263.1 > 218.9 | 11295.901 | 16578.684 | 1.00 | 2.50 | 8.517 | 9.9 | 98.8 | NO | | |
| 5 | 5 | PFBS | 299.0 > 79.7 | 3722.394 | 2224.815 | 1.00 | 2.78 | 20.914 | 9.6 | 95.8 | NO | 2.891 | NO |
| 6 | 6 | 4:2 FTS | 327.0 > 306.9 | 6343.898 | 3475.004 | 1.00 | 3.18 | 22.820 | 10.0 | 99.6 | NO | 1.775 | NO |
| 7 | 47 | 13C3-PFBA | 216.1 > 171.8 | 13373.215 | 18427.984 | 1.00 | 1.52 | 9.071 | 12.2 | 97.6 | NO | | |
| 8 | 49 | 13C3-PFBS | 302.0 > 98.8 | 2224.815 | 1829.873 | 1.00 | 2.78 | 15.198 | 13.9 | 110.8 | NO | | |
| 9 | 48 | 13C3-PFPeA | 266.0 > 221.8 | 16578.684 | 31534.037 | 1.00 | 2.51 | 6.572 | 12.7 | 101.2 | NO | | |
| 10 | 48 | 13C3-PFPeA | 266.0 > 221.8 | 16578.684 | 31534.037 | 1.00 | 2.51 | 6.572 | 12.7 | 101.2 | NO | | |
| 11 | 49 | 13C3-PFBS | 302.0 > 98.8 | 2224.815 | 1829.873 | 1.00 | 2.78 | 15.198 | 13.9 | 110.8 | NO | | |
| 12 | 51 | 13C2-4:2 FTS | 329.0 >79.9 | 3475.004 | 1829.873 | 1.00 | 3.18 | 23.738 | 13.4 | 107.1 | NO | | |
| 13 | -1 | | | | | | | | | | | | |
| 14 | 7 | PFHxA | 313.0 > 269.0 | 21872.766 | 12366.655 | 1.00 | 3.27 | 8.843 | 10.3 | 103.2 | NO | 15.650 | NO |
| 15 | 8 | PFPeS | 349.1>80.1 | 2546.288 | 2224.815 | 1.00 | 3.47 | 14.306 | 9.2 | 91.8 | NO | 1.261 | NO |
| 16 | 9 | HFPO-DA | 285.1 > 168.9 | 2104.303 | 2341.340 | 1.00 | 3.49 | 4.494 | 8.1 | 80.6 | NO | 2.337 | NO |
| 17 | 10 | 5:3 FTCA | 340.9 > 236.9 | 2658.136 | 14298.082 | 1.00 | 3.84 | 2.324 | 9.5 | 95.4 | NO | 1.495 | NO |
| 18 | 11 | PFHpA | 363.0 > 318.9 | 14027.659 | 14298.082 | 1.00 | 3.90 | 12.264 | 10.2 | 101.8 | NO | 8.655 | NO |
| 19 | 12 | ADONA | 376.8 > 250.9 | 36619.555 | 14298.082 | 1.00 | 4.02 | 32.014 | 9.9 | 99.4 | NO | 3.515 | NO |
| 20 | 52 | 13C2-PFHxA | 315.0 > 270.0 | 12366.655 | 31534.037 | 1.00 | 3.27 | 4.902 | 4.9 | 97.9 | NO | | |
| 21 | 49 | 13C3-PFBS | 302.0 > 98.8 | 2224.815 | 1829.873 | 1.00 | 2.78 | 15.198 | 13.9 | 110.8 | NO | | |
| 22 | 50 | 13C3-HFPO-DA | 287.0 > 168.9 | 2341.340 | 31534.037 | 1.00 | 3.49 | 0.928 | 6.1 | 121.6 | NO | | |
| 23 | 53 | 13C4-PFHpA | 367.2 > 321.8 | 14298.082 | 31534.037 | 1.00 | 3.90 | 5.668 | 12.3 | 98.5 | NO | | |
| 24 | 53 | 13C4-PFHpA | 367.2 > 321.8 | 14298.082 | 31534.037 | 1.00 | 3.90 | 5.668 | 12.3 | 98.5 | NO | | |
| 25 | 53 | 13C4-PFHpA | 367.2 > 321.8 | 14298.082 | 31534.037 | 1.00 | 3.90 | 5.668 | 12.3 | 98.5 | NO | | |
| 26 | -1 | | | | | | | | | | | | |
| 27 | 13 | L-PFHxS | 398.9 > 79.6 | 2924.600 | 4137.884 | 1.00 | 4.05 | 8.835 | 10.1 | 100.6 | NO | 1.971 | NO |
| 28 | 15 | 6:2 FTS | 427.0 > 406.9 | 6163.831 | 2720.754 | 1.00 | 4.37 | 28.319 | 9.6 | 96.0 | NO | 2.331 | NO |
| 29 | 16 | L-PFOA | 412.8 > 368.9 | 29645.900 | 24976.160 | 1.00 | 4.42 | 14.837 | 10.2 | 102.3 | NO | 3.673 | NO |
| 30 | 18 | PFecHS | 460.8 > 381.0 | 4676.610 | 24976.160 | 1.00 | 4.44 | 2.341 | 9.8 | 97.6 | NO | 0.918 | NO |
| 31 | 19 | PFHpS | 449.0 > 80.0 | 3430.561 | 4943.911 | 1.00 | 4.53 | 8.674 | 9.8 | 97.6 | NO | 1.853 | NO |
| 32 | 20 | 7:3 FTCA | 440.9 > 336.9 | 4169.759 | 26602.219 | 1.00 | 4.85 | 1.959 | 9.1 | 91.3 | NO | 1.900 | NO |
| 33 | 54 | 13C3-PFHxS | 401.8 > 79.9 | 4137.884 | 1829.873 | 1.00 | 4.05 | 28.266 | 13.2 | 105.8 | NO | | |
| 34 | 55 | 13C2-6:2 FTS | 429.0 >79.9 | 2720.754 | 4756.575 | 1.00 | 4.37 | 7.150 | 13.2 | 106.0 | NO | | |
| 35 | 58 | 13C2-PFOA | 414.9 > 369.7 | 24976.160 | 38154.504 | 1.00 | 4.42 | 8.183 | 12.3 | 98.5 | NO | | |
| 36 | 58 | 13C2-PFOA | 414.9 > 369.7 | 24976.160 | 38154.504 | 1.00 | 4.42 | 8.183 | 12.3 | 98.5 | NO | | |

CGH 7/30/19

Dataset: F:\Projects\PFAS.PRO\Results\190729M1\190729M1-37.qld

Last Altered: Tuesday, July 30, 2019 09:02:20 Pacific Daylight Time
Printed: Tuesday, July 30, 2019 09:02:50 Pacific Daylight Time

**Name: 190729M1_37, Date: 29-Jul-2019, Time: 21:10:50, ID: ST190729M1-11 PFC CS3 19G2006, Description: PFC CS3 19G2006**

| | # | Name | Trace | Area | IS Area | wt/vol | RT | Response | Conc. | %Rec | Recovery ... | Ion Ratio | Ratio Out? |
|---|---|---|---|---|---|---|---|---|---|---|---|---|---|
| 37 | 59 | 13C8-PFOS | 507.0 > 79.9 | 4943.911 | 4756.575 | 1.00 | 4.94 | 12.992 | 12.9 | 103.6 | NO | | |
| 38 | 56 | 13C5-PFNA | 468.2 > 422.9 | 26602.219 | 27848.664 | 1.00 | 4.86 | 11.941 | 11.6 | 93.0 | NO | | |
| 39 | -1 | | | | | | | | | | | | |
| 40 | 21 | PFNA | 463.0 > 418.8 | 24084.500 | 26602.219 | 1.00 | 4.86 | 11.317 | 10.1 | 101.1 | NO | 3.905 | NO |
| 41 | 22 | PFOSA | 497.9 > 77.9 | 7407.675 | 8943.518 | 1.00 | 4.91 | 10.353 | 10.6 | 105.8 | NO | 27.843 | NO |
| 42 | 23 | L-PFOS | 498.9 > 79.9 | 3939.310 | 4943.911 | 1.00 | 4.94 | 9.960 | 9.5 | 95.2 | NO | 2.019 | NO |
| 43 | 25 | 9Cl-PF30NS | 530.7 > 350.8 | 8283.862 | 4943.911 | 1.00 | 5.16 | 20.945 | 9.4 | 93.7 | NO | 17.154 | NO |
| 44 | 26 | PFDA | 513 > 468.8 | 28747.709 | 27373.809 | 1.00 | 5.23 | 13.127 | 10.9 | 109.2 | NO | 5.664 | NO |
| 45 | 27 | 8:2 FTS | 527.0 > 506.9 | 4637.580 | 2754.767 | 1.00 | 5.21 | 21.043 | 10.2 | 102.5 | NO | 1.210 | NO |
| 46 | 56 | 13C5-PFNA | 468.2 > 422.9 | 26602.219 | 27848.664 | 1.00 | 4.86 | 11.941 | 11.6 | 93.0 | NO | | |
| 47 | 57 | 13C8-PFOSA | 506.1 > 77.7 | 8943.518 | 41680.191 | 1.00 | 4.91 | 2.682 | 11.4 | 91.5 | NO | | |
| 48 | 59 | 13C8-PFOS | 507.0 > 79.9 | 4943.911 | 4756.575 | 1.00 | 4.94 | 12.992 | 12.9 | 103.6 | NO | | |
| 49 | 59 | 13C8-PFOS | 507.0 > 79.9 | 4943.911 | 4756.575 | 1.00 | 4.94 | 12.992 | 12.9 | 103.6 | NO | | |
| 50 | 60 | 13C2-PFDA | 515.1 > 469.9 | 27373.809 | 34762.699 | 1.00 | 5.23 | 9.843 | 11.9 | 95.5 | NO | | |
| 51 | 61 | 13C2-8:2 FTS | 529 > 79.9 | 2754.767 | 4756.575 | 1.00 | 5.21 | 7.239 | 12.0 | 95.6 | NO | | |
| 52 | -1 | | | | | | | | | | | | |
| 53 | 28 | PFNS | 549.1 > 80.1 | 2811.883 | 4943.911 | 1.00 | 5.29 | 7.109 | 10.1 | 100.7 | NO | 1.515 | NO |
| 54 | 29 | L-MeFOSAA | 570 > 419 | 11512.983 | 6562.778 | 1.00 | 5.38 | 21.929 | 11.1 | 111.2 | NO | 2.473 | NO |
| 55 | 31 | L-EtFOSAA | 584.1 > 419 | 9618.484 | 9644.395 | 1.00 | 5.54 | 12.466 | 10.6 | 105.8 | NO | 1.383 | NO |
| 56 | 33 | PFUdA | 563.0 > 518.9 | 27889.896 | 38145.277 | 1.00 | 5.56 | 9.139 | 10.6 | 106.0 | NO | 9.142 | NO |
| 57 | 34 | PFDS | 598.8 > 79.9 | 3913.779 | 2754.767 | 1.00 | 5.60 | 17.759 | 10.7 | 106.9 | NO | 1.914 | NO |
| 58 | 35 | 11Cl-PF30UdS | 632.6 > 452.7 | 1678.539 | 36841.961 | 1.00 | 5.76 | 0.570 | 10.1 | 101.4 | NO | 5.482 | NO |
| 59 | 59 | 13C8-PFOS | 507.0 > 79.9 | 4943.911 | 4756.575 | 1.00 | 4.94 | 12.992 | 12.9 | 103.6 | NO | | |
| 60 | 62 | d3-N-MeFOSAA | 573.3 > 419 | 6562.778 | 41680.191 | 1.00 | 5.38 | 1.968 | 11.1 | 88.6 | NO | | |
| 61 | 64 | d5-N-EtFOSAA | 589.3 > 419 | 9644.395 | 41680.191 | 1.00 | 5.53 | 2.892 | 12.3 | 98.6 | NO | | |
| 62 | 63 | 13C2-PFUdA | 565 > 519.8 | 38145.277 | 41680.191 | 1.00 | 5.56 | 11.440 | 12.8 | 102.2 | NO | | |
| 63 | 61 | 13C2-8:2 FTS | 529 > 79.9 | 2754.767 | 4756.575 | 1.00 | 5.21 | 7.239 | 12.0 | 95.6 | NO | | |
| 64 | 65 | 13C2-PFDoA | 614.7 > 569.7 | 36841.961 | 34762.699 | 1.00 | 5.83 | 13.248 | 12.1 | 96.9 | NO | | |
| 65 | -1 | | | | | | | | | | | | |
| 66 | 36 | 10:2 FTS | 627.0 > 606.9 | 6850.574 | 2754.767 | 1.00 | 5.82 | 31.085 | 11.3 | 112.5 | NO | 1.645 | NO |
| 67 | 37 | PFDoA | 612.9 > 569.0 | 31431.910 | 36841.961 | 1.00 | 5.83 | 10.664 | 10.3 | 103.2 | NO | 8.434 | NO |
| 68 | 38 | N-MeFOSA | 512.1 > 168.9 | 6570.731 | 17401.340 | 1.00 | 5.80 | 56.640 | 51.9 | 103.7 | NO | 1.633 | NO |
| 69 | 39 | PFTrDA | 662.9 > 618.9 | 32449.219 | 36841.961 | 1.00 | 6.08 | 11.010 | 10.0 | 99.9 | NO | 21.264 | NO |
| 70 | 40 | PFDoS | 698.8 > 79.9 | 2995.053 | 25524.551 | 1.00 | 6.10 | 1.467 | 9.3 | 93.4 | NO | 1.716 | NO |
| 71 | 41 | PFTeDA | 713.0 > 669.0 | 28229.906 | 25524.551 | 1.00 | 6.28 | 13.825 | 9.5 | 94.7 | NO | 13.356 | NO |
| 72 | 65 | 13C2-PFDoA | 614.7 > 569.7 | 36841.961 | 34762.699 | 1.00 | 5.83 | 13.248 | 12.1 | 96.9 | NO | | |

Dataset: F:\Projects\PFAS.PRO\Results\190729M1\190729M1-37.qld

Last Altered: Tuesday, July 30, 2019 09:02:20 Pacific Daylight Time
Printed: Tuesday, July 30, 2019 09:02:50 Pacific Daylight Time

**Name: 190729M1_37, Date: 29-Jul-2019, Time: 21:10:50, ID: ST190729M1-11 PFC CS3 19G2006, Description: PFC CS3 19G2006**

| | # | Name | Trace | Area | IS Area | wt/vol | RT | Response | Conc. | %Rec | Recovery ... | Ion Ratio | Ratio Out? |
|---|---|---|---|---|---|---|---|---|---|---|---|---|---|
| 73 | 65 | 13C2-PFDoA | 614.7 > 569.7 | 36841.961 | 34762.699 | 1.00 | 5.83 | 13.248 | 12.1 | 96.9 | NO | | |
| 74 | 66 | d3-N-MeFOSA | 515.2 > 168.9 | 17401.340 | 41680.191 | 1.00 | 5.82 | 5.219 | 142.1 | 94.7 | NO | | |
| 75 | 65 | 13C2-PFDoA | 614.7 > 569.7 | 36841.961 | 34762.699 | 1.00 | 5.83 | 13.248 | 12.1 | 96.9 | NO | | |
| 76 | 67 | 13C2-PFTeDA | 715.1 > 669.7 | 25524.551 | 41680.191 | 1.00 | 6.28 | 7.655 | 12.6 | 100.7 | NO | | |
| 77 | 67 | 13C2-PFTeDA | 715.1 > 669.7 | 25524.551 | 41680.191 | 1.00 | 6.28 | 7.655 | 12.6 | 100.7 | NO | | |
| 78 | -1 | | | | | | | | | | | | |
| 79 | 42 | N-EtFOSA | 526.1 > 168.9 | 6732.795 | 21642.008 | 1.00 | 6.17 | 46.665 | 49.5 | 99.0 | NO | 1.755 | NO |
| 80 | 43 | PFHxDA | 813.1 > 768.6 | 15759.738 | 12591.921 | 1.00 | 6.59 | 6.258 | 10.4 | 103.6 | NO | 21.867 | NO |
| 81 | 44 | PFODA | 913.1 > 868.8 | 20160.385 | 12591.921 | 1.00 | 6.81 | 8.005 | 11.0 | 109.6 | NO | | |
| 82 | 45 | N-MeFOSE | 616.1 > 58.9 | 5039.819 | 14457.933 | 1.00 | 6.30 | 52.288 | 50.1 | 100.3 | NO | | |
| 83 | 46 | N-EtFOSE | 630.1 > 58.9 | 6123.299 | 15143.154 | 1.00 | 6.46 | 60.654 | 51.2 | 102.5 | NO | | |
| 84 | 72 | 13C4-PFBA | 217.0 > 172.0 | 18427.984 | 18427.984 | 1.00 | 1.52 | 12.500 | 12.5 | 100.0 | NO | | |
| 85 | 68 | d5-N-ETFOSA | 531.1 > 168.9 | 21642.008 | 41680.191 | 1.00 | 6.18 | 6.490 | 150.9 | 100.6 | NO | | |
| 86 | 69 | 13C2-PFHxDA | 815 > 769.7 | 12591.921 | 41680.191 | 1.00 | 6.59 | 3.776 | 4.9 | 97.3 | NO | | |
| 87 | 69 | 13C2-PFHxDA | 815 > 769.7 | 12591.921 | 41680.191 | 1.00 | 6.59 | 3.776 | 4.9 | 97.3 | NO | | |
| 88 | 70 | d7-N-MeFOSE | 623.1 > 58.9 | 14457.933 | 41680.191 | 1.00 | 6.29 | 4.336 | 137.2 | 91.5 | NO | | |
| 89 | 71 | d9-N-EtFOSE | 639.2 > 58.8 | 15143.154 | 41680.191 | 1.00 | 6.45 | 4.541 | 136.3 | 90.9 | NO | | |
| 90 | 73 | 13C5-PFHxA | 318.0 > 272.9 | 31534.037 | 31534.037 | 1.00 | 3.27 | 12.500 | 12.5 | 100.0 | NO | | |
| 91 | -1 | | | | | | | | | | | | |
| 92 | 75 | 13C8-PFOA | 420.9 > 376.0 | 38154.504 | 38154.504 | 1.00 | 4.42 | 12.500 | 12.5 | 100.0 | NO | | |
| 93 | 74 | 18O2-PFHxS | 403.0 > 102.6 | 1829.873 | 1829.873 | 1.00 | 4.05 | 12.500 | 12.5 | 100.0 | NO | | |
| 94 | 76 | 13C9-PFNA | 472.2 > 426.9 | 27848.664 | 27848.664 | 1.00 | 4.86 | 12.500 | 12.5 | 100.0 | NO | | |
| 95 | 77 | 13C4-PFOS | 503 > 79.9 | 4756.575 | 4756.575 | 1.00 | 4.94 | 12.500 | 12.5 | 100.0 | NO | | |
| 96 | 78 | 13C6-PFDA | 519.1 > 473.7 | 34762.699 | 34762.699 | 1.00 | 5.23 | 12.500 | 12.5 | 100.0 | NO | | |
| 97 | 79 | 13C7-PFUdA | 570.1 > 524.8 | 41680.191 | 41680.191 | 1.00 | 5.56 | 12.500 | 12.5 | 100.0 | NO | | |

Vista Analytical Laboratory

Dataset: Untitled

Last Altered: Tuesday, July 30, 2019 08:58:09 Pacific Daylight Time
Printed: Tuesday, July 30, 2019 08:58:15 Pacific Daylight Time

**Method: F:\Projects\PFAS.PRO\MethDB\PFAS_FULL_80C_072919.mdb 30 Jul 2019 08:09:20**
**Calibration: F:\Projects\PFAS.PRO\CurveDB\C18_VAL-PFAS_Q4_07-29-19.cdb 30 Jul 2019 08:10:04**

**Compound name: PFBA**

| | # | Name | ID | Acq.Date | Acq.Time |
|---|---|---|---|---|---|
| 1 | 1 | 190729M1_1 | IPA | 29-Jul-19 | 13:51:05 |
| 2 | 2 | 190729M1_2 | IPA | 29-Jul-19 | 14:01:41 |
| 3 | 3 | 190729M1_3 | IPA | 29-Jul-19 | 14:12:14 |
| 4 | 4 | 190729M1_4 | ST190729M1-1 PFC CS-2 19G2001 | 29-Jul-19 | 14:22:52 |
| 5 | 5 | 190729M1_5 | ST190729M1-2 PFC CS-1 19G2002 | 29-Jul-19 | 14:33:25 |
| 6 | 6 | 190729M1_6 | ST190729M1-3 PFC CS0 19G2003 | 29-Jul-19 | 14:43:55 |
| 7 | 7 | 190729M1_7 | ST190729M1-4 PFC CS1 19G2004 | 29-Jul-19 | 14:54:34 |
| 8 | 8 | 190729M1_8 | ST190729M1-5 PFC CS2 19G2005 | 29-Jul-19 | 15:05:12 |
| 9 | 9 | 190729M1_9 | ST190729M1-6 PFC CS3 19G2006 | 29-Jul-19 | 15:15:45 |
| 10 | 10 | 190729M1_10 | ST190729M1-7 PFC CS4 19G2007 | 29-Jul-19 | 15:26:23 |
| 11 | 11 | 190729M1_11 | ST190729M1-8 PFC CS5 19G2008 | 29-Jul-19 | 15:37:02 |
| 12 | 12 | 190729M1_12 | ST190729M1-9 PFC CS6 19G2009 | 29-Jul-19 | 15:47:34 |
| 13 | 13 | 190729M1_13 | ST190729M1-10 PFC CS7 19G2010 | 29-Jul-19 | 15:58:13 |
| 14 | 14 | 190729M1_14 | IB | 29-Jul-19 | 16:08:51 |
| 15 | 15 | 190729M1_15 | ICV190729M1-1 PFC ICV 19G2311 | 29-Jul-19 | 16:19:24 |
| 16 | 16 | 190729M1_16 | IPA | 29-Jul-19 | 16:30:02 |
| 17 | 17 | 190729M1_17 | B9G0228-MSD1 Matrix Spike Dup 1.22 | 29-Jul-19 | 17:38:48 |
| 18 | 18 | 190729M1_18 | 1902048-08@100X B96-PFAS-SB74-0-2-070319 1.1 | 29-Jul-19 | 17:49:33 |
| 19 | 19 | 190729M1_19 | IPA | 29-Jul-19 | 18:00:11 |
| 20 | 20 | 190729M1_20 | 1902048-08 B96-PFAS-SB74-0-2-070319 1.1 | 29-Jul-19 | 18:10:44 |
| 21 | 21 | 190729M1_21 | IPA | 29-Jul-19 | 18:21:22 |
| 22 | 22 | 190729M1_22 | IPA | 29-Jul-19 | 18:31:56 |
| 23 | 23 | 190729M1_23 | IPA | 29-Jul-19 | 18:42:35 |
| 24 | 24 | 190729M1_24 | IPA | 29-Jul-19 | 18:53:07 |
| 25 | 25 | 190729M1_25 | 1902048-09 B96-PFAS-SB74-6.5-8.5-070319 1.2 | 29-Jul-19 | 19:03:46 |
| 26 | 26 | 190729M1_26 | 1902048-11 B96-PFAS-SB48-6-8-070819 1.06 | 29-Jul-19 | 19:14:19 |
| 27 | 27 | 190729M1_27 | 1902189-12RE1@5X NAOA-B06-GW 0.12473 | 29-Jul-19 | 19:24:57 |
| 28 | 28 | 190729M1_28 | 1902193-01 Wastewater-19-03 0.10887 | 29-Jul-19 | 19:35:30 |
| 29 | 29 | 190729M1_29 | B9G0280-BS1 OPR 0.125 | 29-Jul-19 | 19:46:08 |
| 30 | 30 | 190729M1_30 | B9G0280-BSD1 LCSD 0.125 | 29-Jul-19 | 19:56:39 |
| 31 | 31 | 190729M1_31 | B9G0280-BLK1 Method Blank 0.125 | 29-Jul-19 | 20:07:17 |
| 32 | 32 | 190729M1_32 | 1902189-06RE1 EB-07152019-GW 0.11737 | 29-Jul-19 | 20:17:55 |

7/30/19

Vista Analytical Laboratory

Dataset: Untitled

Last Altered: Tuesday, July 30, 2019 08:58:09 Pacific Daylight Time
Printed: Tuesday, July 30, 2019 08:58:15 Pacific Daylight Time

**Compound name: PFBA**

| | # | Name | ID | Acq.Date | Acq.Time |
|---|---|---|---|---|---|
| 33 | 33 | 190729M1_33 | 1902189-07RE1 FRB-07152019 0.11861 | 29-Jul-19 | 20:28:28 |
| 34 | 34 | 190729M1_34 | 1902189-11RE1 EB-07162019-GW 0.1143 | 29-Jul-19 | 20:39:06 |
| 35 | 35 | 190729M1_35 | 1902189-13RE1 FRB-07162019 0.11778 | 29-Jul-19 | 20:49:39 |
| 36 | 36 | 190729M1_36 | IPA | 29-Jul-19 | 21:00:17 |
| 37 | 37 | 190729M1_37 | ST190729M1-11 PFC CS3 19G2006 (A) | 29-Jul-19 | 21:10:50 |
| 38 | 38 | 190729M1_38 | IPA | 29-Jul-19 | 21:21:28 |
| 39 | 39 | 190729M1_39 | 1902189-14RE1 EB-07162019 0.11477 | 29-Jul-19 | 21:32:01 |
| 40 | 40 | 190729M1_40 | 1902189-19RE1 FRB-07172019 0.11079 | 29-Jul-19 | 21:42:32 |
| 41 | 41 | 190729M1_41 | 1902189-20RE1 EB-07172019 0.11706 | 29-Jul-19 | 21:53:10 |
| 42 | 42 | 190729M1_42 | 1902272-01 REEPEF1758FS 0.11496 | 29-Jul-19 | 22:03:43 |
| 43 | 43 | 190729M1_43 | B9G0226-BS1 OPR 0.125 | 29-Jul-19 | 22:14:22 |
| 44 | 44 | 190729M1_44 | B9G0226-BLK1 Method Blank 0.125 | 29-Jul-19 | 22:24:55 |
| 45 | 45 | 190729M1_45 | 1902161-02 Field Blank 0.11434 | 29-Jul-19 | 22:35:33 |
| 46 | 46 | 190729M1_46 | 1902199-01 MW B 0.11845 | 29-Jul-19 | 22:46:12 |
| 47 | 47 | 190729M1_47 | 1902199-02 MW 1 0.10879 | 29-Jul-19 | 22:56:44 |
| 48 | 48 | 190729M1_48 | 1902199-03 MW 2 0.11618 | 29-Jul-19 | 23:07:23 |
| 49 | 49 | 190729M1_49 | 1902200-01 114 E. Main St. 0.1209 | 29-Jul-19 | 23:17:55 |
| 50 | 50 | 190729M1_50 | 1902201-01 Phase I West 0.11131 | 29-Jul-19 | 23:28:34 |
| 51 | 51 | 190729M1_51 | IPA | 29-Jul-19 | 23:39:12 |
| 52 | 52 | 190729M1_52 | ST190729M1-12 PFC CS3 19G2006 (R) | 29-Jul-19 | 23:49:45 |
| 53 | 53 | 190729M1_53 | IPA | 30-Jul-19 | 00:00:23 |
| 54 | 54 | 190729M1_54 | 1902201-02 Phase II West 0.11309 | 30-Jul-19 | 00:10:53 |
| 55 | 55 | 190729M1_55 | 1902201-03 Phase II East 0.1121 | 30-Jul-19 | 00:21:32 |
| 56 | 56 | 190729M1_56 | 1902202-01 EFF PFAS 0.11169 | 30-Jul-19 | 00:32:05 |
| 57 | 57 | 190729M1_57 | B9G0261-BS1 OPR 1 | 30-Jul-19 | 00:42:43 |
| 58 | 58 | 190729M1_58 | B9G0261-BLK1 Method Blank 1 | 30-Jul-19 | 00:53:16 |
| 59 | 59 | 190729M1_59 | 1902051-01 FBLM-1 3.16 | 30-Jul-19 | 01:03:55 |
| 60 | 60 | 190729M1_60 | 1902051-02 FBLM-2 3.19 | 30-Jul-19 | 01:14:27 |
| 61 | 61 | 190729M1_61 | IPA | 30-Jul-19 | 01:25:05 |
| 62 | 62 | 190729M1_62 | NEW SPIKE TESTER | 30-Jul-19 | 01:35:44 |
| 63 | 63 | 190729M1_63 | B9G0281-BS1 OPR 0.25 | 30-Jul-19 | 01:46:16 |
| 64 | 64 | 190729M1_64 | B9G0281-BLK1 Method Blank 0.25 | 30-Jul-19 | 01:56:55 |
| 65 | 65 | 190729M1_65 | 1902161-01 Digestor 1 | 30-Jul-19 | 02:07:33 |
| 66 | 66 | 190729M1_66 | IPA | 30-Jul-19 | 02:18:06 |
| 67 | 67 | 190729M1_67 | ST190729M1-13 PFC CS3 19G2006 | 30-Jul-19 | 02:28:44 |
| 68 | 68 | 190729M1_68 | IPA | 30-Jul-19 | 02:39:17 |

Dataset: F:\Projects\PFAS.PRO\Results\190729M1\190729M1-37.qld

Last Altered: Tuesday, July 30, 2019 09:02:20 Pacific Daylight Time
Printed: Tuesday, July 30, 2019 09:02:50 Pacific Daylight Time

**Method: F:\Projects\PFAS.PRO\MethDB\PFAS_FULL_80C_072919.mdb 30 Jul 2019 08:09:20**
**Calibration: F:\Projects\PFAS.PRO\CurveDB\C18_VAL-PFAS_Q4_07-29-19.cdb 30 Jul 2019 08:10:04**

**Name: 190729M1_37, Date: 29-Jul-2019, Time: 21:10:50, ID: ST190729M1-11 PFC CS3 19G2006, Description: PFC CS3 19G2006**

**PFBA**
F2:MRM of 1 channel,ES-
213.0 > 168.8
1.584e+005

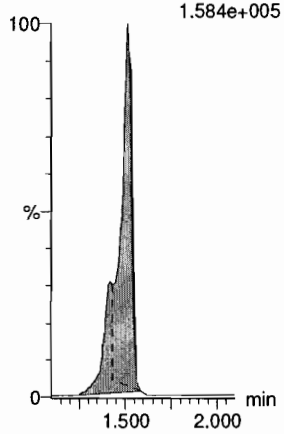


**PFPrS**
F6:MRM of 2 channels,ES-
248.9 > 79.9
3.390e+004

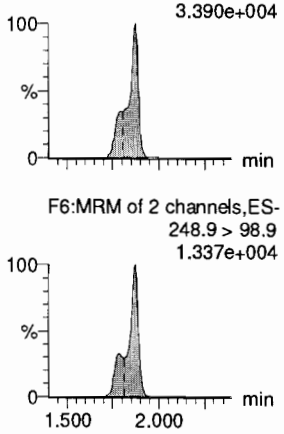


F6:MRM of 2 channels,ES-
248.9 > 98.9
1.337e+004




**3:3 FTCA**
F5:MRM of 2 channels,ES-
240.9 > 176.9
1.062e+004

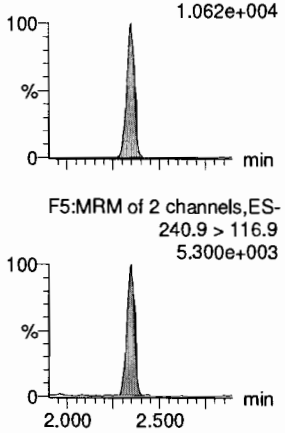


F5:MRM of 2 channels,ES-
240.9 > 116.9
5.300e+003




**PFPeA**
F7:MRM of 1 channel,ES-
263.1 > 218.9
2.317e+005

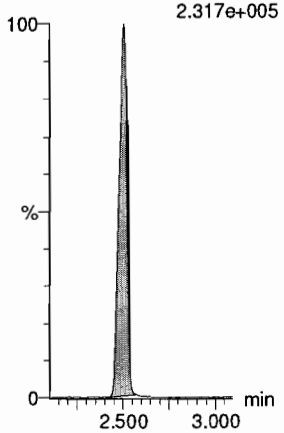


**PFBS**
F11:MRM of 2 channels,ES-
299.0 > 79.7
8.564e+004

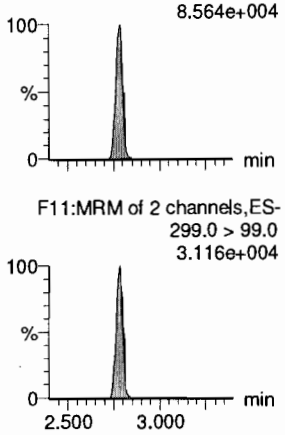


F11:MRM of 2 channels,ES-
299.0 > 99.0
3.116e+004




**4:2 FTS**
F16:MRM of 2 channels,ES-
327.0 > 306.9
1.874e+005

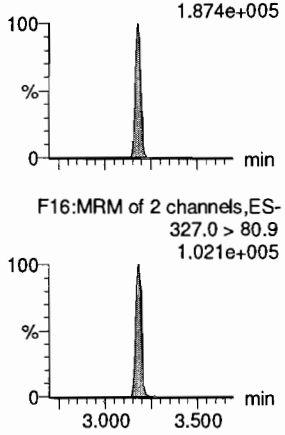


F16:MRM of 2 channels,ES-
327.0 > 80.9
1.021e+005




**13C3-PFBA**
F3:MRM of 1 channel,ES-
216.1 > 171.8
1.659e+005

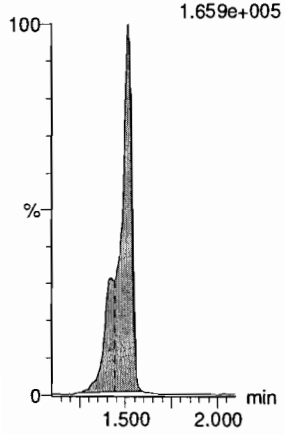


**13C3-PFBS**
F12:MRM of 1 channel,ES-
302.0 > 98.8
5.299e+004

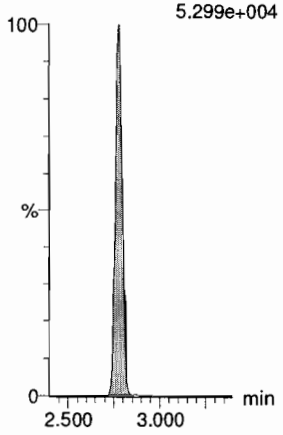


**13C3-PFPeA**
F8:MRM of 1 channel,ES-
266.0 > 221.8
3.324e+005

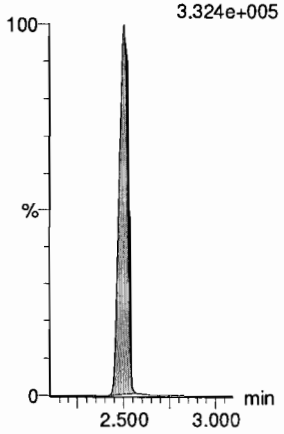


**13C3-PFPeA**
F8:MRM of 1 channel,ES-
266.0 > 221.8
3.324e+005

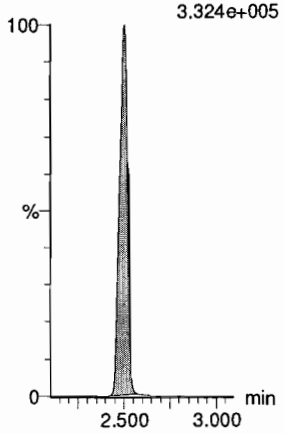


**13C3-PFBS**
F12:MRM of 1 channel,ES-
302.0 > 98.8
5.299e+004

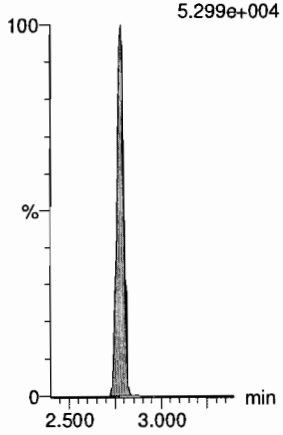


**13C2-4:2 FTS**
F17:MRM of 2 channels,ES-
329.0 > 79.9
1.023e+005

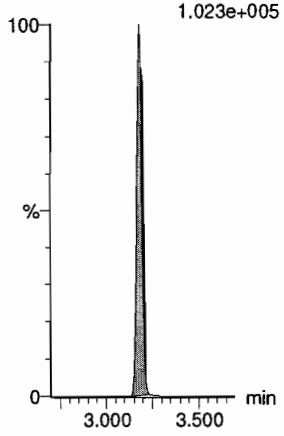

Dataset: F:\Projects\PFAS.PRO\Results\190729M1\190729M1-37.qld

Last Altered: Tuesday, July 30, 2019 09:02:20 Pacific Daylight Time
Printed: Tuesday, July 30, 2019 09:02:50 Pacific Daylight Time

**Name: 190729M1_37, Date: 29-Jul-2019, Time: 21:10:50, ID: ST190729M1-11 PFC CS3 19G2006, Description: PFC CS3 19G2006**

**PFHxA**

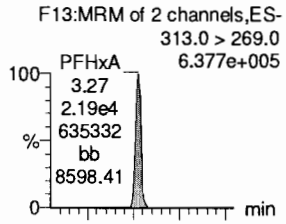


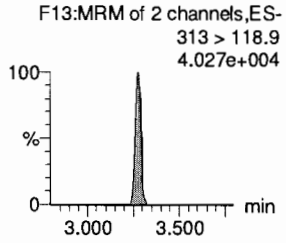


**PFPeS**

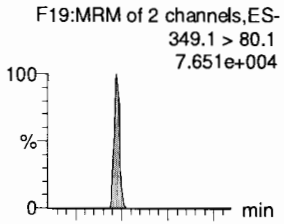


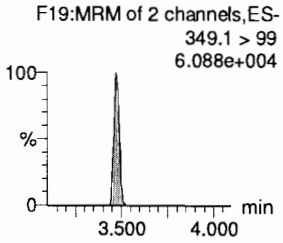


**HFPO-DA**

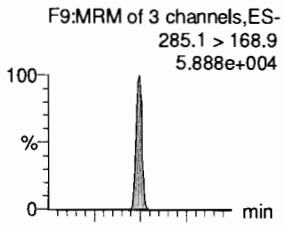


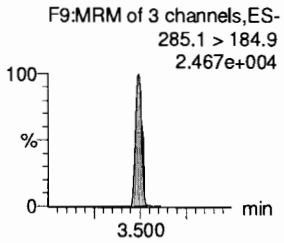


**5:3 FTCA**

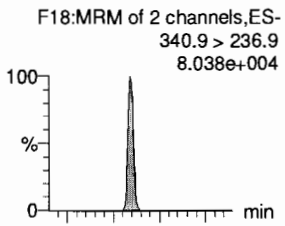


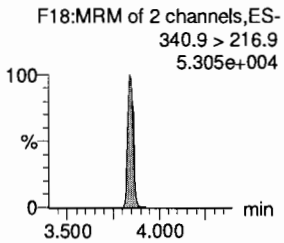


**PFHpA**

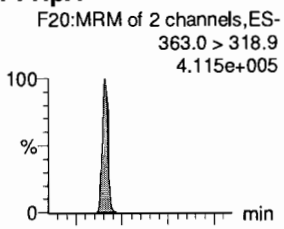


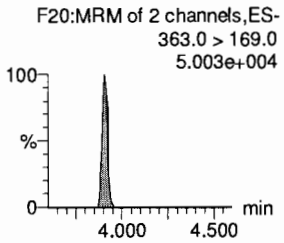


**ADONA**

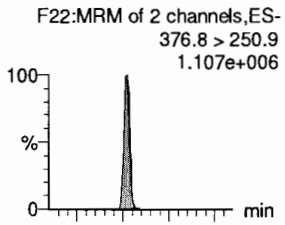


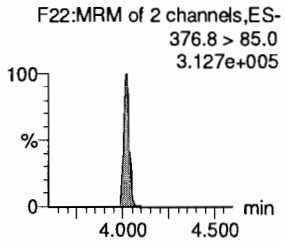


**13C2-PFHxA**

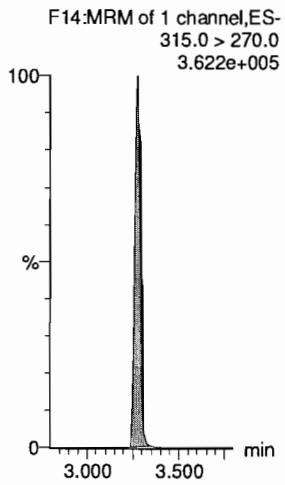


**13C3-PFBS**

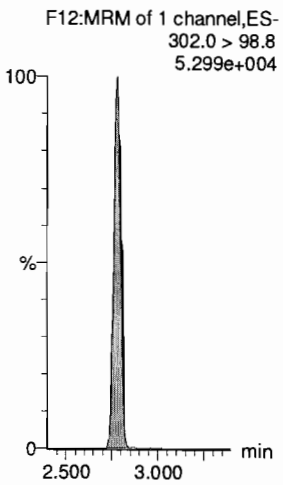


**13C3-HFPO-DA**

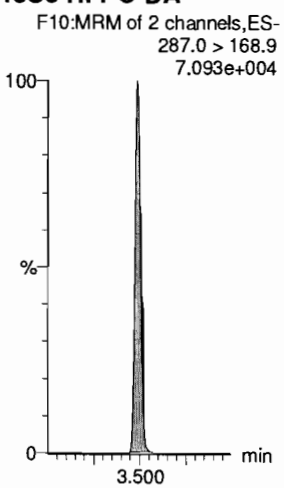


**13C4-PFHpA**

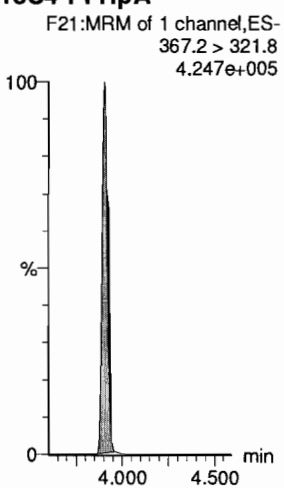


**13C4-PFHpA**

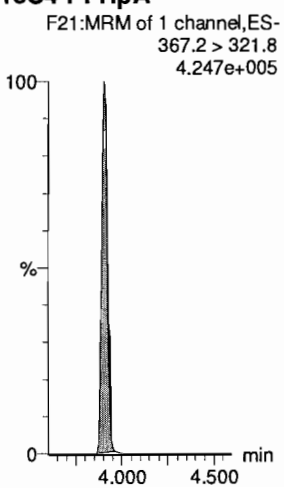


**13C4-PFHpA**

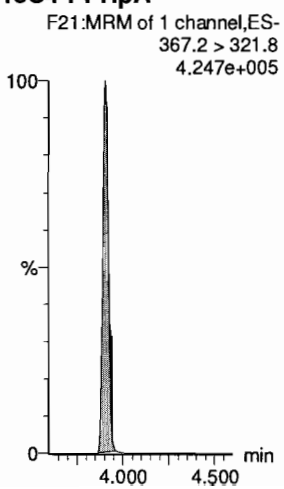

Dataset: F:\Projects\PFAS.PRO\Results\190729M1\190729M1-37.qld

Last Altered: Tuesday, July 30, 2019 09:02:20 Pacific Daylight Time
Printed: Tuesday, July 30, 2019 09:02:50 Pacific Daylight Time

**Name: 190729M1_37, Date: 29-Jul-2019, Time: 21:10:50, ID: ST190729M1-11 PFC CS3 19G2006, Description: PFC CS3 19G2006**

**L-PFHxS**

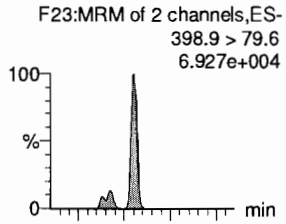


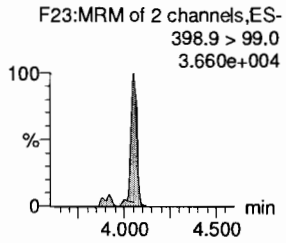


**6:2 FTS**

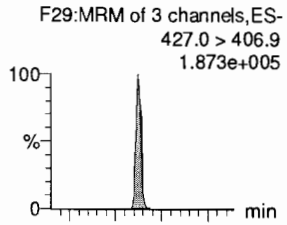


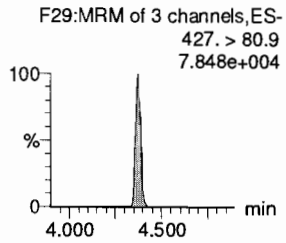


**L-PFOA**

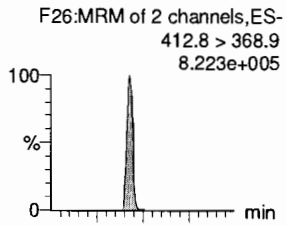


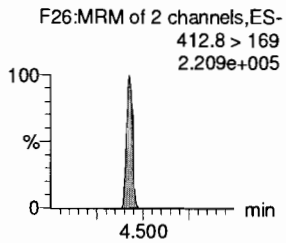


**PFEChS**

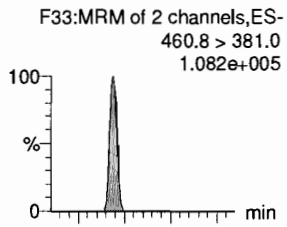


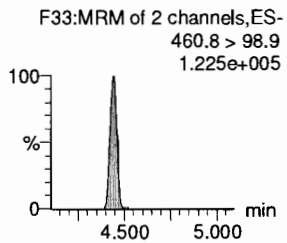


**PFHpS**

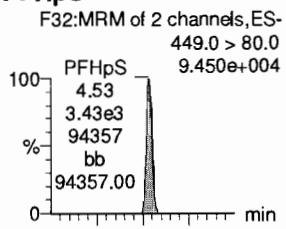


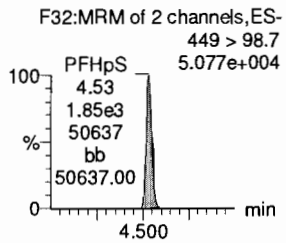


**7:3 FTCA**

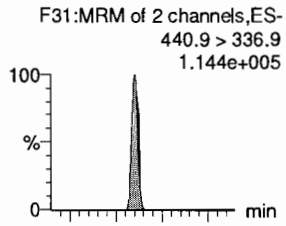


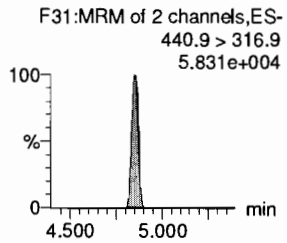


**13C3-PFHxS**

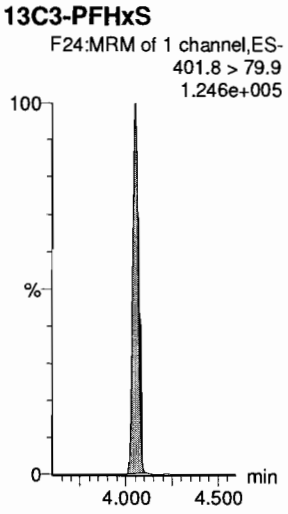


**13C2-6:2 FTS**




**13C2-PFOA**

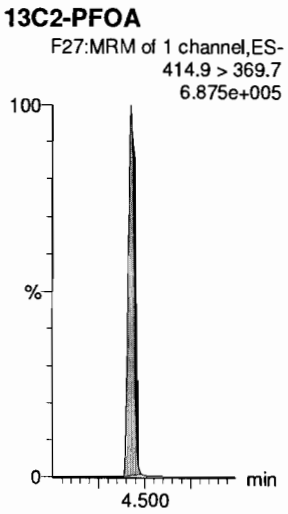


**13C2-PFOA**

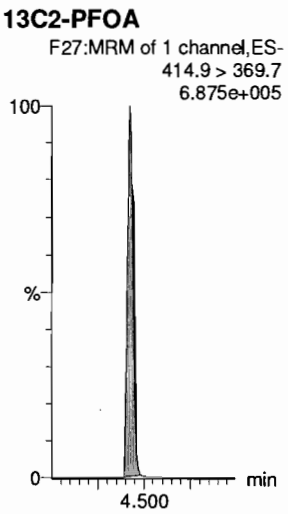


**13C8-PFOS**

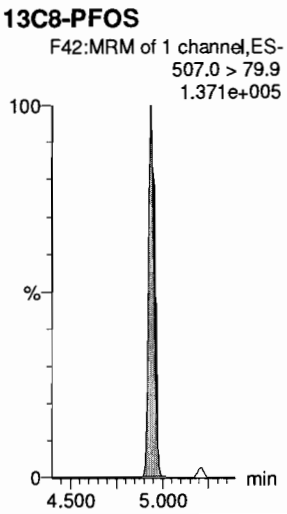


**13C5-PFNA**

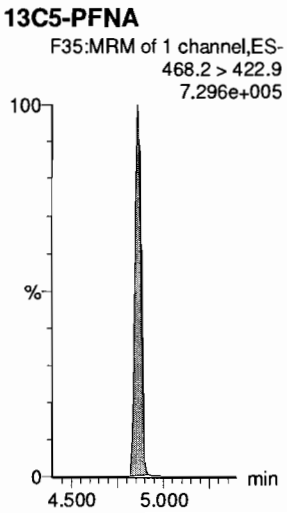

Dataset: F:\Projects\PFAS.PRO\Results\190729M1\190729M1-37.qld

Last Altered: Tuesday, July 30, 2019 09:02:20 Pacific Daylight Time
Printed: Tuesday, July 30, 2019 09:02:50 Pacific Daylight Time

**Name: 190729M1_37, Date: 29-Jul-2019, Time: 21:10:50, ID: ST190729M1-11 PFC CS3 19G2006, Description: PFC CS3 19G2006**

**PFNA**

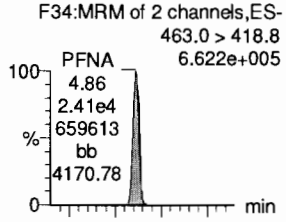


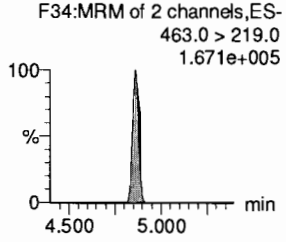


**PFOSA**

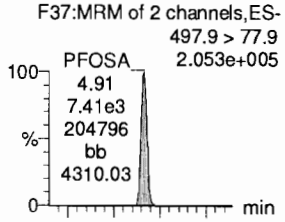


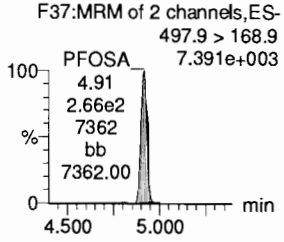


**L-PFOS**

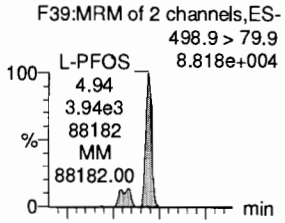


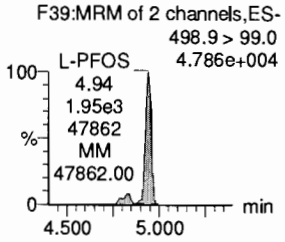


**9Cl-PF30NS**

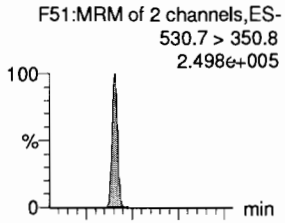


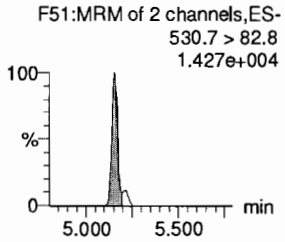


**PFDA**

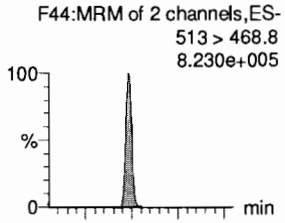


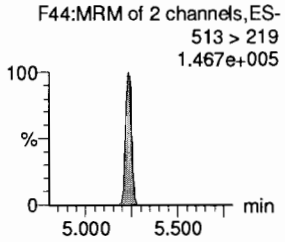


**8:2 FTS**

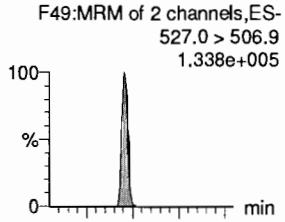


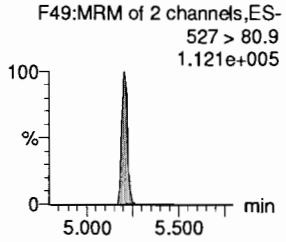


**13C5-PFNA**

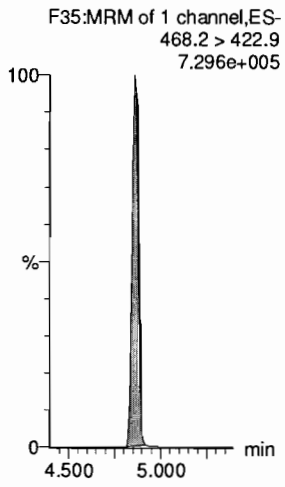


**13C8-PFOSA**

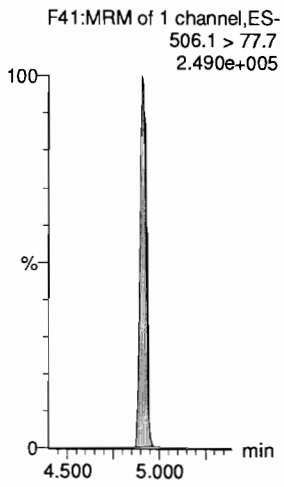


**13C8-PFOS**

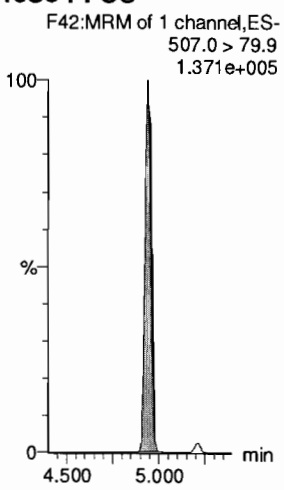


**13C8-PFOS**

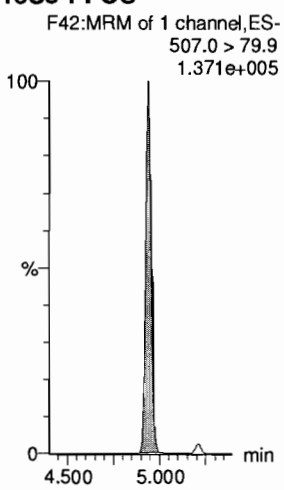


**13C2-PFDA**

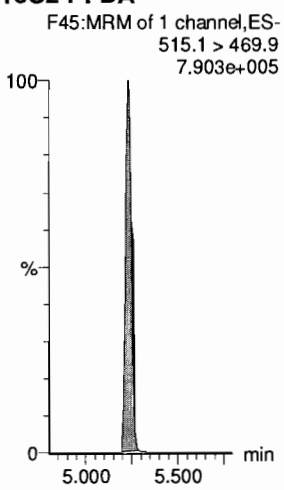


**13C2-8:2 FTS**

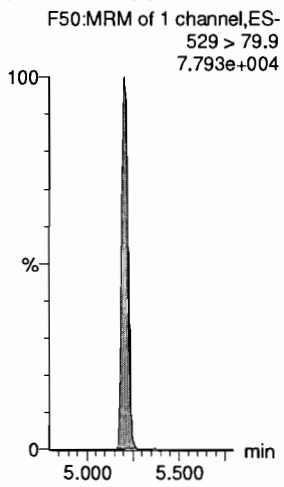

Dataset: F:\Projects\PFAS.PRO\Results\190729M1\190729M1-37.qld

Last Altered: Tuesday, July 30, 2019 09:02:20 Pacific Daylight Time
Printed: Tuesday, July 30, 2019 09:02:50 Pacific Daylight Time

**Name: 190729M1_37, Date: 29-Jul-2019, Time: 21:10:50, ID: ST190729M1-11 PFC CS3 19G2006, Description: PFC CS3 19G2006**

**PFNS**

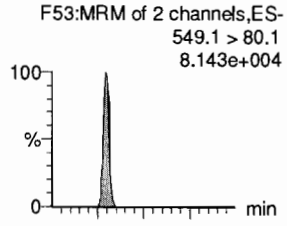


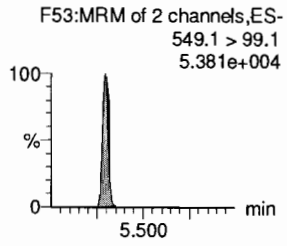


**L-MeFOSAA**

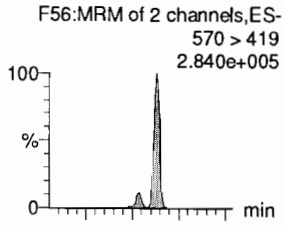


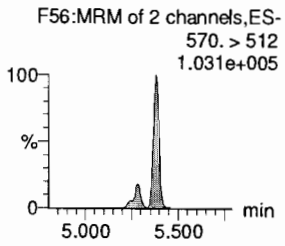


**L-EtFOSAA**

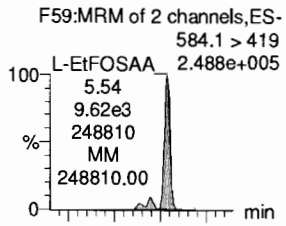


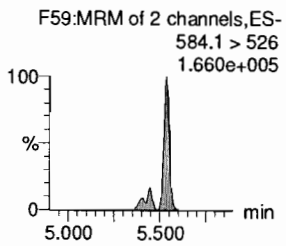


**PFUdA**

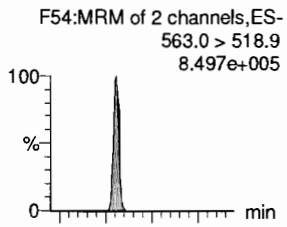


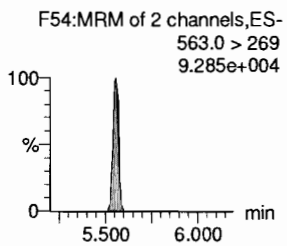


**PFDS**

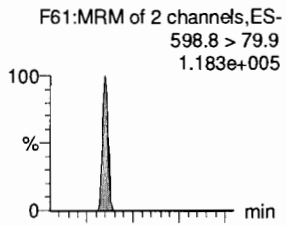


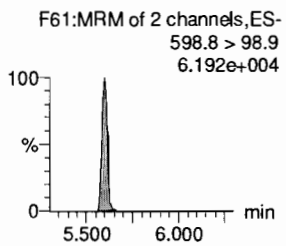


**11Cl-PF30UdS**

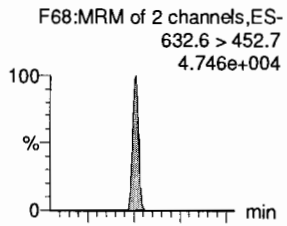


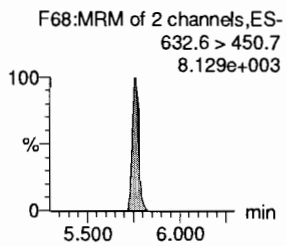


**13C8-PFOS**

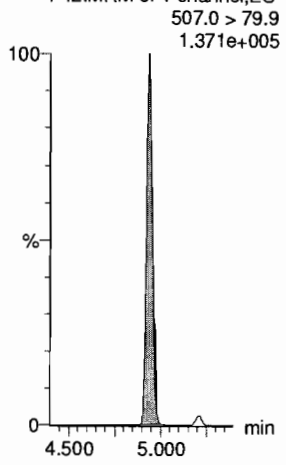


**d3-N-MeFOSAA**

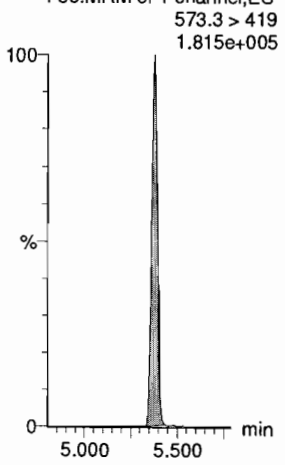


**d5-N-EtFOSAA**

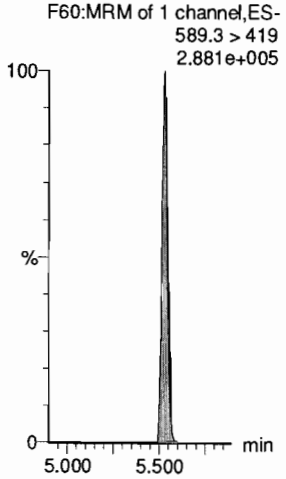


**13C2-PFUdA**

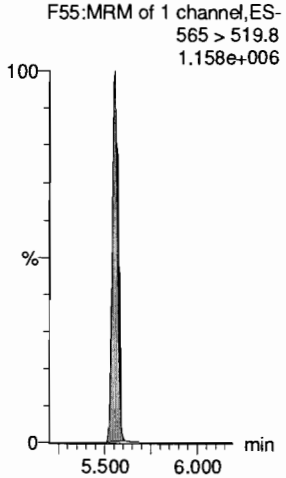


**13C2-8:2 FTS**

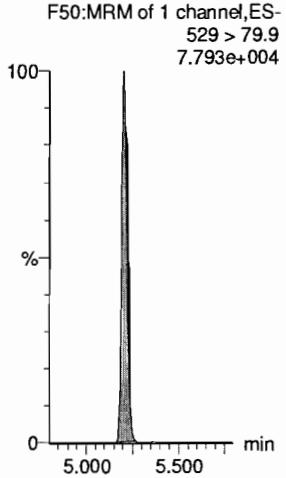


**13C2-PFDoA**

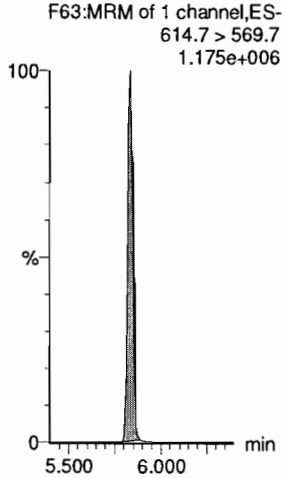

Dataset: F:\Projects\PFAS.PRO\Results\190729M1\190729M1-37.qld

Last Altered: Tuesday, July 30, 2019 09:02:20 Pacific Daylight Time
Printed: Tuesday, July 30, 2019 09:02:50 Pacific Daylight Time

**Name: 190729M1_37, Date: 29-Jul-2019, Time: 21:10:50, ID: ST190729M1-11 PFC CS3 19G2006, Description: PFC CS3 19G2006**

**10:2 FTS**

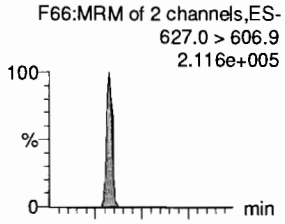


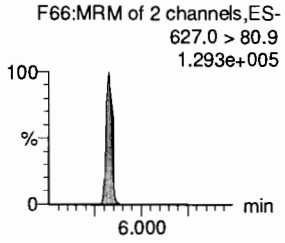


**PFDoA**

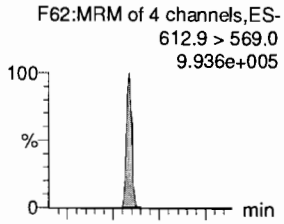


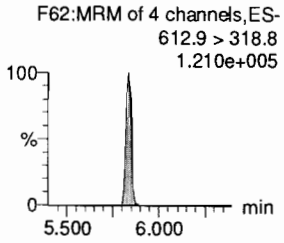


**N-MeFOSA**

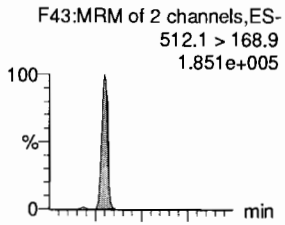


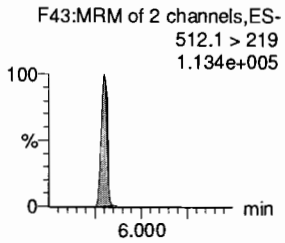


**PFTrDA**

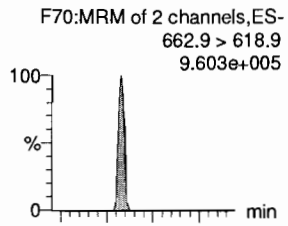


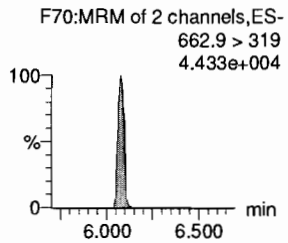


**PFDoS**

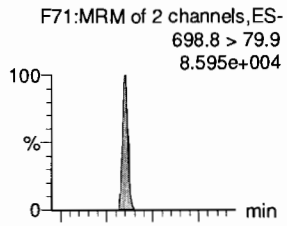


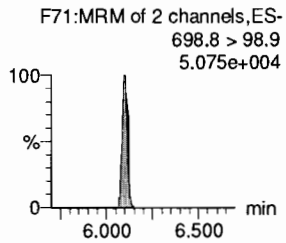


**PFTeDA**

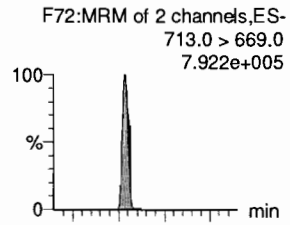


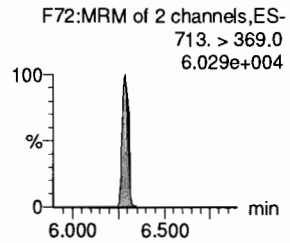


**13C2-PFDoA**

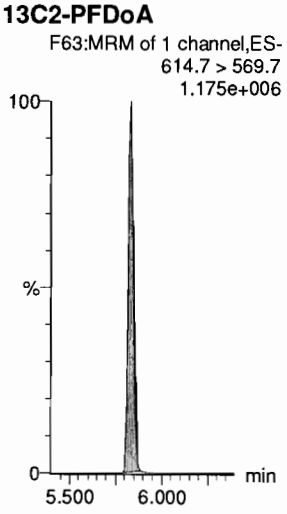


**13C2-PFDoA**

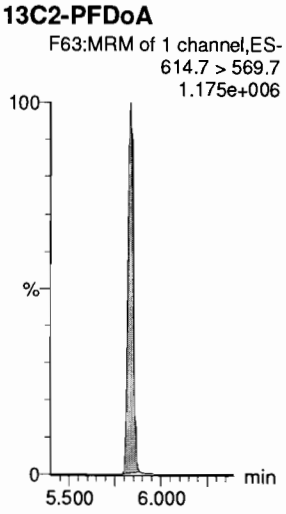


**d3-N-MeFOSA**




**13C2-PFDoA**

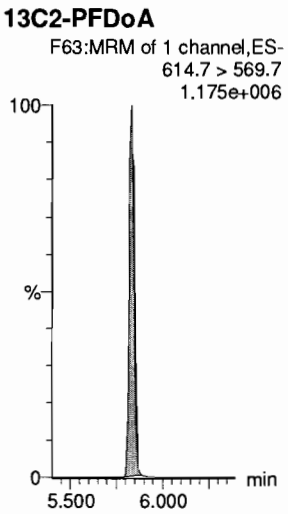


**13C2-PFTeDA**

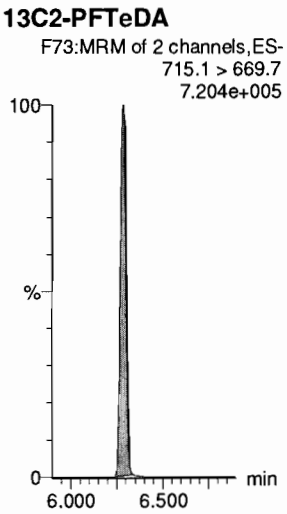


**13C2-PFTeDA**

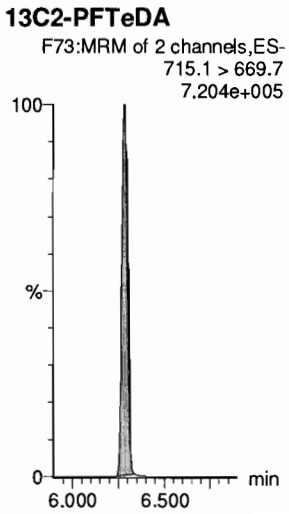

Dataset: F:\Projects\PFAS.PRO\Results\190729M1\190729M1-37.qld

Last Altered: Tuesday, July 30, 2019 09:02:20 Pacific Daylight Time
Printed: Tuesday, July 30, 2019 09:02:50 Pacific Daylight Time

**Name: 190729M1_37, Date: 29-Jul-2019, Time: 21:10:50, ID: ST190729M1-11 PFC CS3 19G2006, Description: PFC CS3 19G2006**

**N-EtFOSA**

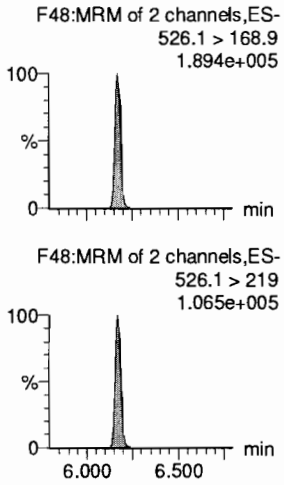


**PFHxDA**

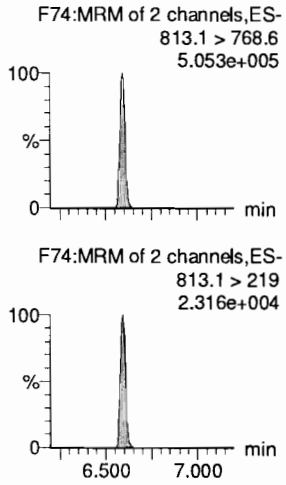


**PFODA**

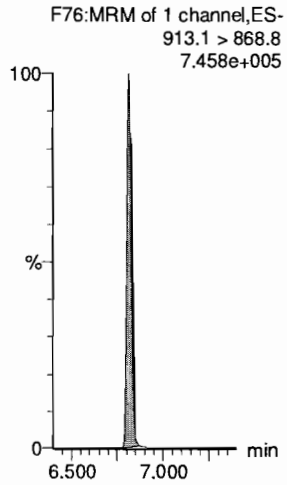


**N-MeFOSE**

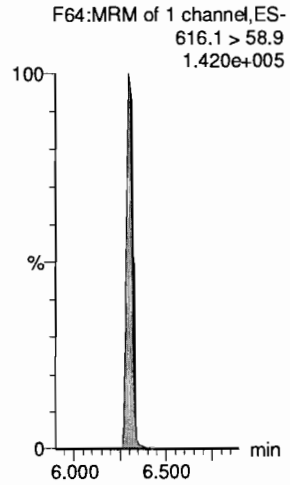


**N-EtFOSE**




**13C4-PFBA**

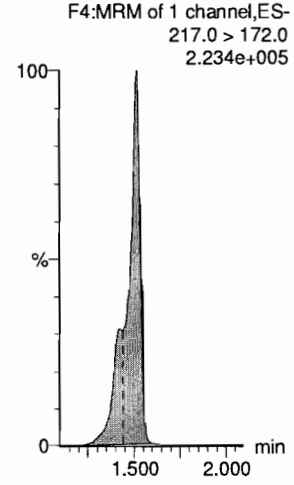


**d5-N-ETFOSA**

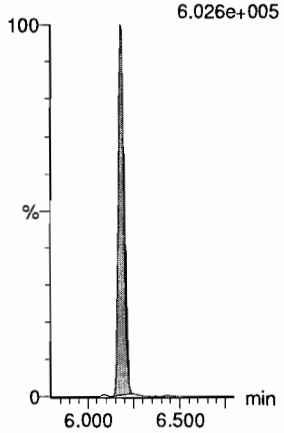


**13C2-PFHxDA**

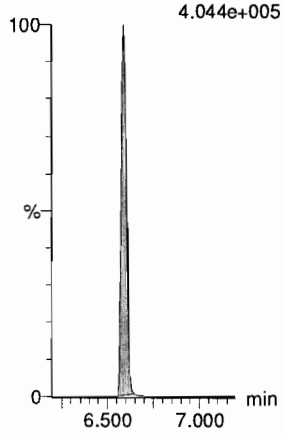


**13C2-PFHxDA**

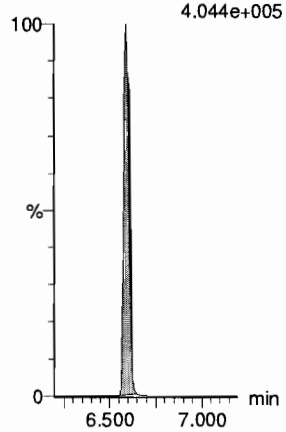


**d7-N-MeFOSE**

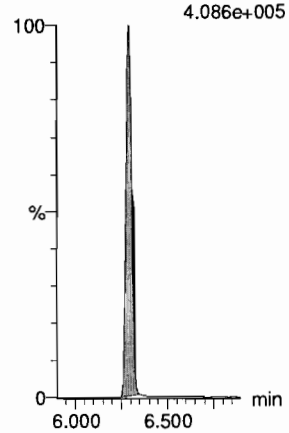


**d9-N-EtFOSE**

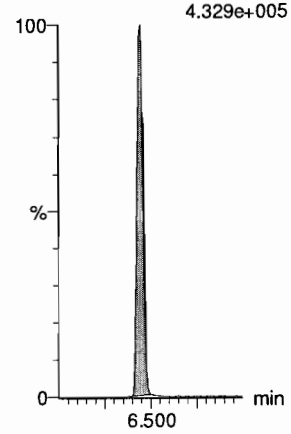


**13C5-PFHxA**

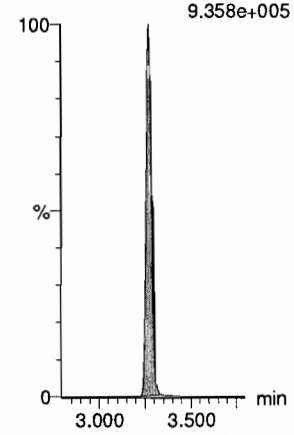

Dataset: F:\Projects\PFAS.PRO\Results\190729M1\190729M1-37.qld

Last Altered: Tuesday, July 30, 2019 09:02:20 Pacific Daylight Time
Printed: Tuesday, July 30, 2019 09:02:50 Pacific Daylight Time

**Name: 190729M1_37, Date: 29-Jul-2019, Time: 21:10:50, ID: ST190729M1-11 PFC CS3 19G2006, Description: PFC CS3 19G2006**

**13C8-PFOA**

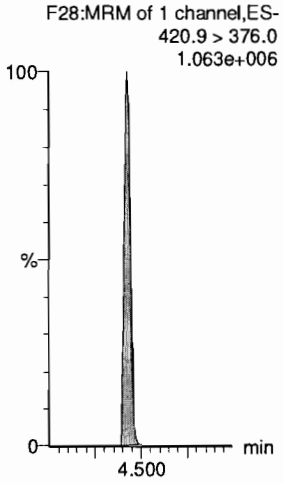


**18O2-PFHxS**

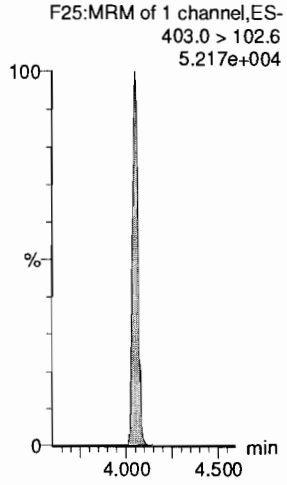


**13C9-PFNA**

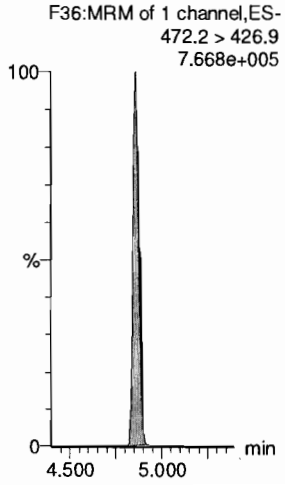


**13C4-PFOS**

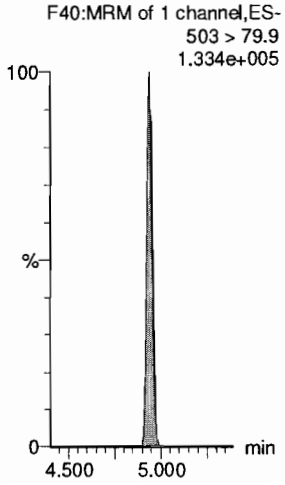


**13C6-PFDA**

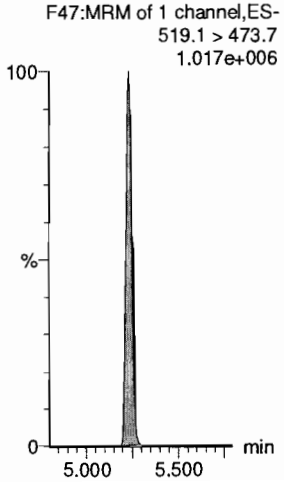


**13C7-PFUdA**

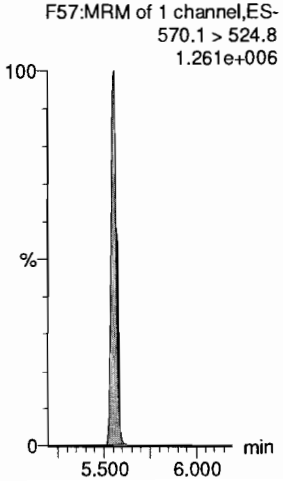

Dataset: F:\Projects\PFAS.PRO\Results\190729M1\190729M1-52.qld

Last Altered: Tuesday, July 30, 2019 09:06:56 Pacific Daylight Time
Printed: Tuesday, July 30, 2019 09:07:40 Pacific Daylight Time

JM 7/30/19

**Name: 190729M1_52, Date: 29-Jul-2019, Time: 23:49:45, ID: ST190729M1-12 PFC CS3 19G2006, Description: PFC CS3 19G2006**

3 JM 7/30/19 3 JM 7/30/19

| | # | Name | Trace | Area | IS Area | wt/vol | RT | Response | Conc. | %Rec | Recovery ... | Ion Ratio | Ratio Out? |
|---|---|---|---|---|---|---|---|---|---|---|---|---|---|
| 1 | 1 | PFBA | 213.0 > 168.8 | 12906.916 | 13743.229 | 1.00 | 1.51 | 11.739 | 9.8 | 98.1 | NO | | |
| 2 | 2 | PFPrS | 248.9 > 79.9 | 2471.642 | 2179.132 | 1.00 | 1.86 | 14.178 | 9.7 | 97.4 | NO | 2.467 | NO |
| 3 | 3 | 3:3 FTCA | 240.9 > 176.9 | 503.822 | 16866.385 | 1.00 | 2.33 | 0.373 | 9.4 | 93.6 | NO | 1.884 | NO |
| 4 | 4 | PFPeA | 263.1 > 218.9 | 11200.912 | 16866.385 | 1.00 | 2.49 | 8.301 | 9.6 | 96.3 | NO | | |
| 5 | 5 | PFBS | 299.0 > 79.7 | 3795.670 | 2179.132 | 1.00 | 2.77 | 21.773 | 10.0 | 99.7 | NO | 2.998 | NO |
| 6 | 6 | 4:2 FTS | 327.0 > 306.9 | 6482.117 | 3538.820 | 1.00 | 3.17 | 22.896 | 10.0 | 99.9 | NO | 1.753 | NO |
| 7 | 47 | 13C3-PFBA | 216.1 > 171.8 | 13743.229 | 18437.094 | 1.00 | 1.50 | 9.318 | 12.5 | 100.3 | NO | | |
| 8 | 49 | 13C3-PFBS | 302.0 > 98.8 | 2179.132 | 2142.892 | 1.00 | 2.77 | 12.711 | 11.6 | 92.7 | NO | | |
| 9 | 48 | 13C3-PFPeA | 266.0 > 221.8 | 16866.385 | 32999.359 | 1.00 | 2.49 | 6.389 | 12.3 | 98.4 | NO | | |
| 10 | 48 | 13C3-PFPeA | 266.0 > 221.8 | 16866.385 | 32999.359 | 1.00 | 2.49 | 6.389 | 12.3 | 98.4 | NO | | |
| 11 | 49 | 13C3-PFBS | 302.0 > 98.8 | 2179.132 | 2142.892 | 1.00 | 2.77 | 12.711 | 11.6 | 92.7 | NO | | |
| 12 | 51 | 13C2-4:2 FTS | 329.0 >79.9 | 3538.820 | 2142.892 | 1.00 | 3.17 | 20.643 | 11.6 | 93.1 | NO | | |
| 13 | -1 | | | | | | | | | | | | |
| 14 | 7 | PFHxA | 313.0 > 269.0 | 22222.793 | 12547.029 | 1.00 | 3.26 | 8.856 | 10.3 | 103.4 | NO | 15.071 | NO |
| 15 | 8 | PFPeS | 349.1>80.1 | 2704.779 | 2179.132 | 1.00 | 3.46 | 15.515 | 10.0 | 99.5 | NO | 1.408 | NO |
| 16 | 9 | HFPO-DA | 285.1 > 168.9 | 1987.135 | 2188.905 | 1.00 | 3.48 | 4.539 | 8.1 | 81.4 | NO | 2.304 | NO |
| 17 | 10 | 5:3 FTCA | 340.9 > 236.9 | 2666.700 | 14907.651 | 1.00 | 3.83 | 2.236 | 9.2 | 91.9 | NO | 1.492 | NO |
| 18 | 11 | PFHpA | 363.0 > 318.9 | 14453.891 | 14907.651 | 1.00 | 3.89 | 12.120 | 10.1 | 100.6 | NO | 9.672 | NO |
| 19 | 12 | ADONA | 376.8 > 250.9 | 37539.004 | 14907.651 | 1.00 | 4.01 | 31.476 | 9.8 | 97.8 | NO | 3.463 | NO |
| 20 | 52 | 13C2-PFHxA | 315.0 > 270.0 | 12547.029 | 32999.359 | 1.00 | 3.26 | 4.753 | 4.7 | 94.9 | NO | | |
| 21 | 49 | 13C3-PFBS | 302.0 > 98.8 | 2179.132 | 2142.892 | 1.00 | 2.77 | 12.711 | 11.6 | 92.7 | NO | | |
| 22 | 50 | 13C3-HFPO-DA | 287.0 > 168.9 | 2188.905 | 32999.359 | 1.00 | 3.48 | 0.829 | 5.4 | 108.7 | NO | | |
| 23 | 53 | 13C4-PFHpA | 367.2 > 321.8 | 14907.651 | 32999.359 | 1.00 | 3.89 | 5.647 | 12.3 | 98.1 | NO | | |
| 24 | 53 | 13C4-PFHpA | 367.2 > 321.8 | 14907.651 | 32999.359 | 1.00 | 3.89 | 5.647 | 12.3 | 98.1 | NO | | |
| 25 | 53 | 13C4-PFHpA | 367.2 > 321.8 | 14907.651 | 32999.359 | 1.00 | 3.89 | 5.647 | 12.3 | 98.1 | NO | | |
| 26 | -1 | | | | | | | | | | | | |
| 27 | 13 | L-PFHxS | 398.9 > 79.6 | 3151.183 | 4282.092 | 1.00 | 4.04 | 9.199 | 10.5 | 104.7 | NO | 2.150 | NO |
| 28 | 15 | 6:2 FTS | 427.0 > 406.9 | 6377.413 | 2460.736 | 1.00 | 4.36 | 32.396 | 11.0 | 109.8 | NO | 2.137 | NO |
| 29 | 16 | L-PFOA | 412.8 > 368.9 | 29717.883 | 25479.434 | 1.00 | 4.41 | 14.579 | 10.1 | 100.5 | NO | 3.705 | NO |
| 30 | 18 | PFecHS | 460.8 > 381.0 | 4373.447 | 25479.434 | 1.00 | 4.43 | 2.146 | 8.9 | 89.5 | NO | 0.890 | NO |
| 31 | 19 | PFHpS | 449.0 > 80.0 | 3291.818 | 5108.020 | 1.00 | 4.52 | 8.056 | 9.1 | 90.7 | NO | 1.714 | NO |
| 32 | 20 | 7:3 FTCA | 440.9 > 336.9 | 4053.005 | 27631.844 | 1.00 | 4.84 | 1.833 | 8.5 | 85.5 | NO | 1.915 | NO |
| 33 | 54 | 13C3-PFHxS | 401.8 > 79.9 | 4282.092 | 2142.892 | 1.00 | 4.04 | 24.978 | 11.7 | 93.5 | NO | | |
| 34 | 55 | 13C2-6:2 FTS | 429.0 >79.9 | 2460.736 | 5052.365 | 1.00 | 4.36 | 6.088 | 11.3 | 90.2 | NO | | |
| 35 | 58 | 13C2-PFOA | 414.9 > 369.7 | 25479.434 | 37443.000 | 1.00 | 4.41 | 8.506 | 12.8 | 102.4 | NO | | |
| 36 | 58 | 13C2-PFOA | 414.9 > 369.7 | 25479.434 | 37443.000 | 1.00 | 4.41 | 8.506 | 12.8 | 102.4 | NO | | |

CLT 7/30/19

Dataset: F:\Projects\PFAS.PRO\Results\190729M1\190729M1-52.qld

Last Altered: Tuesday, July 30, 2019 09:06:56 Pacific Daylight Time
Printed: Tuesday, July 30, 2019 09:07:40 Pacific Daylight Time

**Name: 190729M1_52, Date: 29-Jul-2019, Time: 23:49:45, ID: ST190729M1-12 PFC CS3 19G2006, Description: PFC CS3 19G2006**

| | # | Name | Trace | Area | IS Area | wt/vol | RT | Response | Conc. | %Rec | Recovery ... | Ion Ratio | Ratio Out? |
|---|---|---|---|---|---|---|---|---|---|---|---|---|---|
| 37 | 59 | 13C8-PFOS | 507.0 > 79.9 | 5108.020 | 5052.365 | 1.00 | 4.93 | 12.638 | 12.6 | 100.7 | NO | | |
| 38 | 56 | 13C5-PFNA | 468.2 > 422.9 | 27631.844 | 27229.008 | 1.00 | 4.85 | 12.685 | 12.4 | 98.8 | NO | | |
| 39 | -1 | | | | | | | | | | | | |
| 40 | 21 | PFNA | 463.0 > 418.8 | 25458.789 | 27631.844 | 1.00 | 4.85 | 11.517 | 10.3 | 102.8 | NO | 4.212 | NO |
| 41 | 22 | PFOSA | 497.9 > 77.9 | 7615.406 | 9297.503 | 1.00 | 4.90 | 10.239 | 10.5 | 104.6 | NO | 28.244 | NO |
| 42 | 23 | L-PFOS | 498.9 > 79.9 | 3744.821 | 5108.020 | 1.00 | 4.93 | 9.164 | 8.8 | 87.7 | NO | 1.999 | NO |
| 43 | 25 | 9Cl-PF30NS | 530.7 > 350.8 | 8090.229 | 5108.020 | 1.00 | 5.14 | 19.798 | 8.9 | 88.6 | NO | 17.079 | NO |
| 44 | 26 | PFDA | 513 > 468.8 | 27067.033 | 28148.645 | 1.00 | 5.22 | 12.020 | 10.0 | 99.9 | NO | 5.287 | NO |
| 45 | 27 | 8:2 FTS | 527.0 > 506.9 | 4763.638 | 2820.920 | 1.00 | 5.19 | 21.109 | 10.3 | 102.8 | NO | 1.288 | NO |
| 46 | 56 | 13C5-PFNA | 468.2 > 422.9 | 27631.844 | 27229.008 | 1.00 | 4.85 | 12.685 | 12.4 | 98.8 | NO | | |
| 47 | 57 | 13C8-PFOSA | 506.1 > 77.7 | 9297.503 | 40555.840 | 1.00 | 4.90 | 2.866 | 12.2 | 97.7 | NO | | |
| 48 | 59 | 13C8-PFOS | 507.0 > 79.9 | 5108.020 | 5052.365 | 1.00 | 4.93 | 12.638 | 12.6 | 100.7 | NO | | |
| 49 | 59 | 13C8-PFOS | 507.0 > 79.9 | 5108.020 | 5052.365 | 1.00 | 4.93 | 12.638 | 12.6 | 100.7 | NO | | |
| 50 | 60 | 13C2-PFDA | 515.1 > 469.9 | 28148.645 | 35379.922 | 1.00 | 5.22 | 9.945 | 12.1 | 96.5 | NO | | |
| 51 | 61 | 13C2-8:2 FTS | 529 > 79.9 | 2820.920 | 5052.365 | 1.00 | 5.19 | 6.979 | 11.5 | 92.2 | NO | | |
| 52 | -1 | | | | | | | | | | | | |
| 53 | 28 | PFNS | 549.1 > 80.1 | 2769.181 | 5108.020 | 1.00 | 5.28 | 6.777 | 9.6 | 96.0 | NO | 1.541 | NO |
| 54 | 29 | L-MeFOSAA | 570 > 419 | 12220.911 | 6897.285 | 1.00 | 5.37 | 22.148 | 11.2 | 112.3 | NO | 2.459 | NO |
| 55 | 31 | L-EtFOSAA | 584.1 > 419 | 9369.185 | 9446.546 | 1.00 | 5.52 | 12.398 | 10.5 | 105.2 | NO | 1.404 | NO |
| 56 | 33 | PFUdA | 563.0 > 518.9 | 27343.234 | 38759.047 | 1.00 | 5.54 | 8.818 | 10.2 | 102.3 | NO | 7.979 | NO |
| 57 | 34 | PFDS | 598.8 > 79.9 | 3777.663 | 2820.920 | 1.00 | 5.59 | 16.739 | 10.1 | 100.8 | NO | 1.701 | NO |
| 58 | 35 | 11Cl-PF30UdS | 632.6 > 452.7 | 1542.892 | 36833.133 | 1.00 | 5.75 | 0.524 | 9.3 | 93.4 | NO | 4.373 | NO |
| 59 | 59 | 13C8-PFOS | 507.0 > 79.9 | 5108.020 | 5052.365 | 1.00 | 4.93 | 12.638 | 12.6 | 100.7 | NO | | |
| 60 | 62 | d3-N-MeFOSAA | 573.3 > 419 | 6897.285 | 40555.840 | 1.00 | 5.37 | 2.126 | 12.0 | 95.7 | NO | | |
| 61 | 64 | d5-N-EtFOSAA | 589.3 > 419 | 9446.546 | 40555.840 | 1.00 | 5.52 | 2.912 | 12.4 | 99.3 | NO | | |
| 62 | 63 | 13C2-PFUdA | 565 > 519.8 | 38759.047 | 40555.840 | 1.00 | 5.54 | 11.946 | 13.3 | 106.7 | NO | | |
| 63 | 61 | 13C2-8:2 FTS | 529 > 79.9 | 2820.920 | 5052.365 | 1.00 | 5.19 | 6.979 | 11.5 | 92.2 | NO | | |
| 64 | 65 | 13C2-PFDoA | 614.7 > 569.7 | 36833.133 | 35379.922 | 1.00 | 5.82 | 13.013 | 11.9 | 95.2 | NO | | |
| 65 | -1 | | | | | | | | | | | | |
| 66 | 36 | 10:2 FTS | 627.0 > 606.9 | 6870.808 | 2820.920 | 1.00 | 5.81 | 30.446 | 11.0 | 110.2 | NO | 1.635 | NO |
| 67 | 37 | PFDoA | 612.9 > 569.0 | 30966.441 | 36833.133 | 1.00 | 5.82 | 10.509 | 10.2 | 101.7 | NO | 8.316 | NO |
| 68 | 38 | N-MeFOSA | 512.1 > 168.9 | 6709.251 | 17524.395 | 1.00 | 5.80 | 57.428 | 52.6 | 105.2 | NO | 1.599 | NO |
| 69 | 39 | PFTrDA | 662.9 > 618.9 | 32738.877 | 36833.133 | 1.00 | 6.06 | 11.11 | 10.1 | 100.9 | NO | 19.186 | NO |
| 70 | 40 | PFDoS | 698.8 > 79.9 | 3236.220 | 26262.012 | 1.00 | 6.09 | 1.540 | 9.8 | 98.1 | NO | 1.887 | NO |
| 71 | 41 | PFTeDA | 713.0 > 669.0 | 30220.191 | 26262.012 | 1.00 | 6.27 | 14.384 | 9.9 | 98.5 | NO | 14.439 | NO |
| 72 | 65 | 13C2-PFDoA | 614.7 > 569.7 | 36833.133 | 35379.922 | 1.00 | 5.82 | 13.013 | 11.9 | 95.2 | NO | | |

Dataset: F:\Projects\PFAS.PRO\Results\190729M1\190729M1-52.qld

Last Altered: Tuesday, July 30, 2019 09:06:56 Pacific Daylight Time
Printed: Tuesday, July 30, 2019 09:07:40 Pacific Daylight Time

**Name: 190729M1_52, Date: 29-Jul-2019, Time: 23:49:45, ID: ST190729M1-12 PFC CS3 19G2006, Description: PFC CS3 19G2006**

| | # | Name | Trace | Area | IS Area | wt/vol | RT | Response | Conc. | %Rec | Recovery ... | Ion Ratio | Ratio Out? |
|---|---|---|---|---|---|---|---|---|---|---|---|---|---|
| 73 | 65 | 13C2-PFDoA | 614.7 > 569.7 | 36833.133 | 35379.922 | 1.00 | 5.82 | 13.013 | 11.9 | 95.2 | NO | | |
| 74 | 66 | d3-N-MeFOSA | 515.2 > 168.9 | 17524.395 | 40555.840 | 1.00 | 5.81 | 5.401 | 147.0 | 98.0 | NO | | |
| 75 | 65 | 13C2-PFDoA | 614.7 > 569.7 | 36833.133 | 35379.922 | 1.00 | 5.82 | 13.013 | 11.9 | 95.2 | NO | | |
| 76 | 67 | 13C2-PFTeDA | 715.1 > 669.7 | 26262.012 | 40555.840 | 1.00 | 6.27 | 8.094 | 13.3 | 106.4 | NO | | |
| 77 | 67 | 13C2-PFTeDA | 715.1 > 669.7 | 26262.012 | 40555.840 | 1.00 | 6.27 | 8.094 | 13.3 | 106.4 | NO | | |
| 78 | -1 | | | | | | | | | | | | |
| 79 | 42 | N-EtFOSA | 526.1 > 168.9 | 6879.397 | 21546.900 | 1.00 | 6.17 | 47.891 | 50.8 | 101.7 | NO | 1.674 | NO |
| 80 | 43 | PFHxDA | 813.1 > 768.6 | 15498.135 | 13304.172 | 1.00 | 6.58 | 5.825 | 9.6 | 96.3 | NO | 20.226 | NO |
| 81 | 44 | PFODA | 913.1 > 868.8 | 20669.541 | 13304.172 | 1.00 | 6.81 | 7.768 | 10.6 | 106.3 | NO | | |
| 82 | 45 | N-MeFOSE | 616.1 > 58.9 | 5134.199 | 14283.879 | 1.00 | 6.30 | 53.916 | 51.7 | 103.4 | NO | | |
| 83 | 46 | N-EtFOSE | 630.1 > 58.9 | 6149.265 | 15031.396 | 1.00 | 6.46 | 61.364 | 51.8 | 103.7 | NO | | |
| 84 | 72 | 13C4-PFBA | 217.0 > 172.0 | 18437.094 | 18437.094 | 1.00 | 1.50 | 12.500 | 12.5 | 100.0 | NO | | |
| 85 | 68 | d5-N-ETFOSA | 531.1 > 168.9 | 21546.900 | 40555.840 | 1.00 | 6.18 | 6.641 | 154.4 | 103.0 | NO | | |
| 86 | 69 | 13C2-PFHxDA | 815 > 769.7 | 13304.172 | 40555.840 | 1.00 | 6.58 | 4.101 | 5.3 | 105.7 | NO | | |
| 87 | 69 | 13C2-PFHxDA | 815 > 769.7 | 13304.172 | 40555.840 | 1.00 | 6.58 | 4.101 | 5.3 | 105.7 | NO | | |
| 88 | 70 | d7-N-MeFOSE | 623.1 > 58.9 | 14283.879 | 40555.840 | 1.00 | 6.29 | 4.403 | 139.3 | 92.9 | NO | | |
| 89 | 71 | d9-N-EtFOSE | 639.2 > 58.8 | 15031.396 | 40555.840 | 1.00 | 6.44 | 4.633 | 139.0 | 92.7 | NO | | |
| 90 | 73 | 13C5-PFHxA | 318.0 > 272.9 | 32999.359 | 32999.359 | 1.00 | 3.26 | 12.500 | 12.5 | 100.0 | NO | | |
| 91 | -1 | | | | | | | | | | | | |
| 92 | 75 | 13C8-PFOA | 420.9 > 376.0 | 37443.000 | 37443.000 | 1.00 | 4.41 | 12.500 | 12.5 | 100.0 | NO | | |
| 93 | 74 | 18O2-PFHxS | 403.0 > 102.6 | 2142.892 | 2142.892 | 1.00 | 4.04 | 12.500 | 12.5 | 100.0 | NO | | |
| 94 | 76 | 13C9-PFNA | 472.2 > 426.9 | 27229.008 | 27229.008 | 1.00 | 4.85 | 12.500 | 12.5 | 100.0 | NO | | |
| 95 | 77 | 13C4-PFOS | 503 > 79.9 | 5052.365 | 5052.365 | 1.00 | 4.93 | 12.500 | 12.5 | 100.0 | NO | | |
| 96 | 78 | 13C6-PFDA | 519.1 > 473.7 | 35379.922 | 35379.922 | 1.00 | 5.22 | 12.500 | 12.5 | 100.0 | NO | | |
| 97 | 79 | 13C7-PFUdA | 570.1 > 524.8 | 40555.840 | 40555.840 | 1.00 | 5.54 | 12.500 | 12.5 | 100.0 | NO | | |

Vista Analytical Laboratory

Dataset: Untitled

Last Altered: Tuesday, July 30, 2019 08:58:09 Pacific Daylight Time
Printed: Tuesday, July 30, 2019 08:58:15 Pacific Daylight Time

**Method: F:\Projects\PFAS.PRO\MethDB\PFAS_FULL_80C_072919.mdb 30 Jul 2019 08:09:20**
**Calibration: F:\Projects\PFAS.PRO\CurveDB\C18_VAL-PFAS_Q4_07-29-19.cdb 30 Jul 2019 08:10:04**

**Compound name: PFBA**

| | # | Name | ID | Acq.Date | Acq.Time |
|---|---|---|---|---|---|
| 1 | 1 | 190729M1_1 | IPA | 29-Jul-19 | 13:51:05 |
| 2 | 2 | 190729M1_2 | IPA | 29-Jul-19 | 14:01:41 |
| 3 | 3 | 190729M1_3 | IPA | 29-Jul-19 | 14:12:14 |
| 4 | 4 | 190729M1_4 | ST190729M1-1 PFC CS-2 19G2001 | 29-Jul-19 | 14:22:52 |
| 5 | 5 | 190729M1_5 | ST190729M1-2 PFC CS-1 19G2002 | 29-Jul-19 | 14:33:25 |
| 6 | 6 | 190729M1_6 | ST190729M1-3 PFC CS0 19G2003 | 29-Jul-19 | 14:43:55 |
| 7 | 7 | 190729M1_7 | ST190729M1-4 PFC CS1 19G2004 | 29-Jul-19 | 14:54:34 |
| 8 | 8 | 190729M1_8 | ST190729M1-5 PFC CS2 19G2005 | 29-Jul-19 | 15:05:12 |
| 9 | 9 | 190729M1_9 | ST190729M1-6 PFC CS3 19G2006 | 29-Jul-19 | 15:15:45 |
| 10 | 10 | 190729M1_10 | ST190729M1-7 PFC CS4 19G2007 | 29-Jul-19 | 15:26:23 |
| 11 | 11 | 190729M1_11 | ST190729M1-8 PFC CS5 19G2008 | 29-Jul-19 | 15:37:02 |
| 12 | 12 | 190729M1_12 | ST190729M1-9 PFC CS6 19G2009 | 29-Jul-19 | 15:47:34 |
| 13 | 13 | 190729M1_13 | ST190729M1-10 PFC CS7 19G2010 | 29-Jul-19 | 15:58:13 |
| 14 | 14 | 190729M1_14 | IB | 29-Jul-19 | 16:08:51 |
| 15 | 15 | 190729M1_15 | ICV190729M1-1 PFC ICV 19G2311 | 29-Jul-19 | 16:19:24 |
| 16 | 16 | 190729M1_16 | IPA | 29-Jul-19 | 16:30:02 |
| 17 | 17 | 190729M1_17 | B9G0228-MSD1 Matrix Spike Dup 1.22 | 29-Jul-19 | 17:38:48 |
| 18 | 18 | 190729M1_18 | 1902048-08@100X B96-PFAS-SB74-0-2-070319 1.1 | 29-Jul-19 | 17:49:33 |
| 19 | 19 | 190729M1_19 | IPA | 29-Jul-19 | 18:00:11 |
| 20 | 20 | 190729M1_20 | 1902048-08 B96-PFAS-SB74-0-2-070319 1.1 | 29-Jul-19 | 18:10:44 |
| 21 | 21 | 190729M1_21 | IPA | 29-Jul-19 | 18:21:22 |
| 22 | 22 | 190729M1_22 | IPA | 29-Jul-19 | 18:31:56 |
| 23 | 23 | 190729M1_23 | IPA | 29-Jul-19 | 18:42:35 |
| 24 | 24 | 190729M1_24 | IPA | 29-Jul-19 | 18:53:07 |
| 25 | 25 | 190729M1_25 | 1902048-09 B96-PFAS-SB74-6.5-8.5-070319 1.2 | 29-Jul-19 | 19:03:46 |
| 26 | 26 | 190729M1_26 | 1902048-11 B96-PFAS-SB48-6-8-070819 1.06 | 29-Jul-19 | 19:14:19 |
| 27 | 27 | 190729M1_27 | 1902189-12RE1@5X NAOA-B06-GW 0.12473 | 29-Jul-19 | 19:24:57 |
| 28 | 28 | 190729M1_28 | 1902193-01 Wastewater-19-03 0.10887 | 29-Jul-19 | 19:35:30 |
| 29 | 29 | 190729M1_29 | B9G0280-BS1 OPR 0.125 | 29-Jul-19 | 19:46:08 |
| 30 | 30 | 190729M1_30 | B9G0280-BSD1 LCSD 0.125 | 29-Jul-19 | 19:56:39 |
| 31 | 31 | 190729M1_31 | B9G0280-BLK1 Method Blank 0.125 | 29-Jul-19 | 20:07:17 |
| 32 | 32 | 190729M1_32 | 1902189-06RE1 EB-07152019-GW 0.11737 | 29-Jul-19 | 20:17:55 |

(A) JM 7/30/19

Vista Analytical Laboratory

Dataset: Untitled

Last Altered: Tuesday, July 30, 2019 08:58:09 Pacific Daylight Time
Printed: Tuesday, July 30, 2019 08:58:15 Pacific Daylight Time

**Compound name: PFBA**

| | # | Name | ID | Acq.Date | Acq.Time |
|---|---|---|---|---|---|
| 33 | 33 | 190729M1_33 | 1902189-07RE1 FRB-07152019 0.11861 | 29-Jul-19 | 20:28:28 |
| 34 | 34 | 190729M1_34 | 1902189-11RE1 EB-07162019-GW 0.1143 | 29-Jul-19 | 20:39:06 |
| 35 | 35 | 190729M1_35 | 1902189-13RE1 FRB-07162019 0.11778 | 29-Jul-19 | 20:49:39 |
| 36 | 36 | 190729M1_36 | IPA | 29-Jul-19 | 21:00:17 |
| 37 | 37 | 190729M1_37 | ST190729M1-11 PFC CS3 19G2306 (A) | 29-Jul-19 | 21:10:50 |
| 38 | 38 | 190729M1_38 | IPA | 29-Jul-19 | 21:21:28 |
| 39 | 39 | 190729M1_39 | 1902189-14RE1 EB-07162019 0.11477 | 29-Jul-19 | 21:32:01 |
| 40 | 40 | 190729M1_40 | 1902189-19RE1 FRB-07172019 0.11079 | 29-Jul-19 | 21:42:32 |
| 41 | 41 | 190729M1_41 | 1902189-20RE1 EB-07172019 0.11706 | 29-Jul-19 | 21:53:10 |
| 42 | 42 | 190729M1_42 | 1902272-01 REEPEF1758FS 0.11496 | 29-Jul-19 | 22:03:43 |
| 43 | 43 | 190729M1_43 | B9G0226-BS1 OPR 0.125 | 29-Jul-19 | 22:14:22 |
| 44 | 44 | 190729M1_44 | B9G0226-BLK1 Method Blank 0.125 | 29-Jul-19 | 22:24:55 |
| 45 | 45 | 190729M1_45 | 1902161-02 Field Blank 0.11434 | 29-Jul-19 | 22:35:33 |
| 46 | 46 | 190729M1_46 | 1902199-01 MW B 0.11845 | 29-Jul-19 | 22:46:12 |
| 47 | 47 | 190729M1_47 | 1902199-02 MW 1 0.10879 | 29-Jul-19 | 22:56:44 |
| 48 | 48 | 190729M1_48 | 1902199-03 MW 2 0.11618 | 29-Jul-19 | 23:07:23 |
| 49 | 49 | 190729M1_49 | 1902200-01 114 E. Main St. 0.1209 | 29-Jul-19 | 23:17:55 |
| 50 | 50 | 190729M1_50 | 1902201-01 Phase I West 0.11131 | 29-Jul-19 | 23:28:34 |
| 51 | 51 | 190729M1_51 | IPA | 29-Jul-19 | 23:39:12 |
| 52 | 52 | 190729M1_52 | ST190729M1-12 PFC CS3 19G2306 (A) | 29-Jul-19 | 23:49:45 |
| 53 | 53 | 190729M1_53 | IPA | 30-Jul-19 | 00:00:23 |
| 54 | 54 | 190729M1_54 | 1902201-02 Phase II West 0.11309 | 30-Jul-19 | 00:10:53 |
| 55 | 55 | 190729M1_55 | 1902201-03 Phase II East 0.1121 | 30-Jul-19 | 00:21:32 |
| 56 | 56 | 190729M1_56 | 1902202-01 EFF PFAS 0.11169 | 30-Jul-19 | 00:32:05 |
| 57 | 57 | 190729M1_57 | B9G0261-BS1 OPR 1 | 30-Jul-19 | 00:42:43 |
| 58 | 58 | 190729M1_58 | B9G0261-BLK1 Method Blank 1 | 30-Jul-19 | 00:53:16 |
| 59 | 59 | 190729M1_59 | 1902051-01 FBLM-1 3.16 | 30-Jul-19 | 01:03:55 |
| 60 | 60 | 190729M1_60 | 1902051-02 FBLM-2 3.19 | 30-Jul-19 | 01:14:27 |
| 61 | 61 | 190729M1_61 | IPA | 30-Jul-19 | 01:25:05 |
| 62 | 62 | 190729M1_62 | NEW SPIKE TESTER | 30-Jul-19 | 01:35:44 |
| 63 | 63 | 190729M1_63 | B9G0281-BS1 OPR 0.25 | 30-Jul-19 | 01:46:16 |
| 64 | 64 | 190729M1_64 | B9G0281-BLK1 Method Blank 0.25 | 30-Jul-19 | 01:56:55 |
| 65 | 65 | 190729M1_65 | 1902161-01 Digestor 1 | 30-Jul-19 | 02:07:33 |
| 66 | 66 | 190729M1_66 | IPA | 30-Jul-19 | 02:18:06 |
| 67 | 67 | 190729M1_67 | ST190729M1-13 PFC CS3 19G2306 (K) | 30-Jul-19 | 02:28:44 |
| 68 | 68 | 190729M1_68 | IPA | 30-Jul-19 | 02:39:17 |

Dataset: F:\Projects\PFAS.PRO\Results\190729M1\190729M1-52.qld

Last Altered: Tuesday, July 30, 2019 09:06:56 Pacific Daylight Time
Printed: Tuesday, July 30, 2019 09:07:40 Pacific Daylight Time

**Method: F:\Projects\PFAS.PRO\MethDB\PFAS_FULL_80C_072919.mdb 30 Jul 2019 08:09:20**
**Calibration: F:\Projects\PFAS.PRO\CurveDB\C18_VAL-PFAS_Q4_07-29-19.cdb 30 Jul 2019 08:10:04**

**Name: 190729M1_52, Date: 29-Jul-2019, Time: 23:49:45, ID: ST190729M1-12 PFC CS3 19G2006, Description: PFC CS3 19G2006**

**PFBA**
F2:MRM of 1 channel,ES-
213.0 > 168.8
1.622e+005

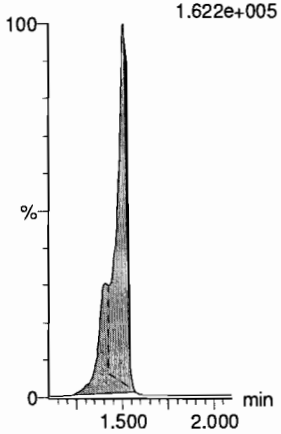


**PFPrS**
F6:MRM of 2 channels,ES-
248.9 > 79.9
3.336e+004

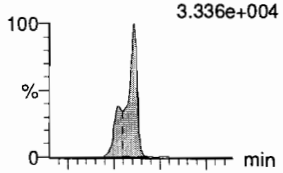


F6:MRM of 2 channels,ES-
248.9 > 98.9
1.343e+004

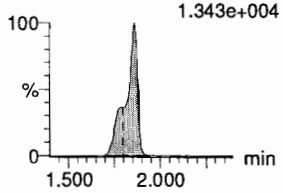


**3:3 FTCA**
F5:MRM of 2 channels,ES-
240.9 > 176.9
1.088e+004

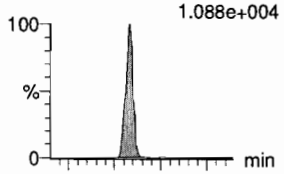


F5:MRM of 2 channels,ES-
240.9 > 116.9
5.952e+003

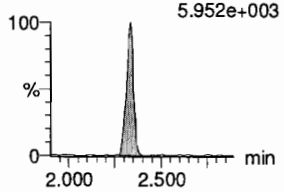


**PFPeA**
F7:MRM of 1 channel,ES-
263.1 > 218.9
2.209e+005

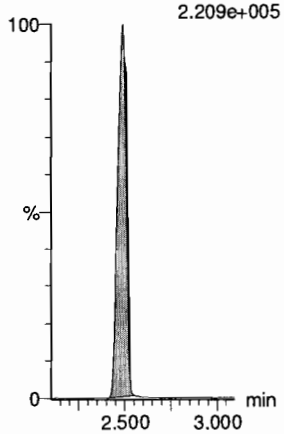


**PFBS**
F11:MRM of 2 channels,ES-
299.0 > 79.7
8.947e+004

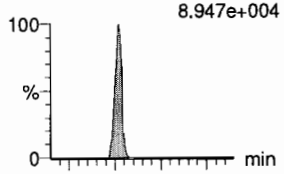


F11:MRM of 2 channels,ES-
299.0 > 99.0
2.952e+004

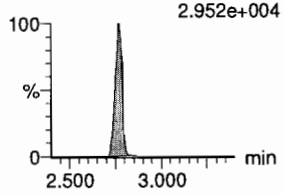


**4:2 FTS**
F16:MRM of 2 channels,ES-
327.0 > 306.9
1.907e+005

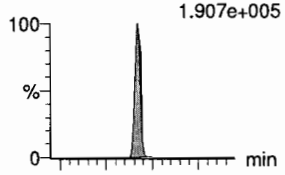


F16:MRM of 2 channels,ES-
327.0 > 80.9
1.080e+005

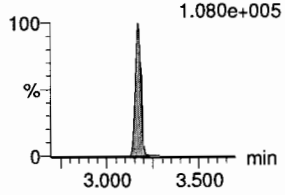


**13C3-PFBA**
F3:MRM of 1 channel,ES-
216.1 > 171.8
1.634e+005

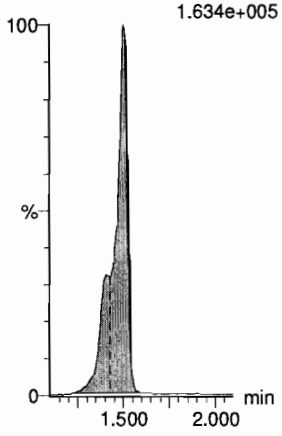


**13C3-PFBS**
F12:MRM of 1 channel,ES-
302.0 > 98.8
5.009e+004

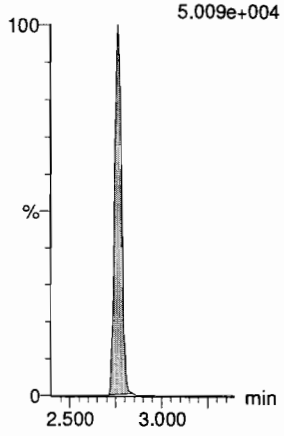


**13C3-PFPeA**
F8:MRM of 1 channel,ES-
266.0 > 221.8
3.426e+005

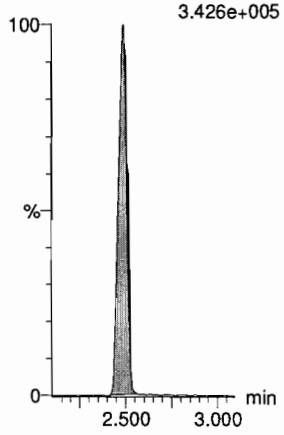


**13C3-PFPeA**
F8:MRM of 1 channel,ES-
266.0 > 221.8
3.426e+005

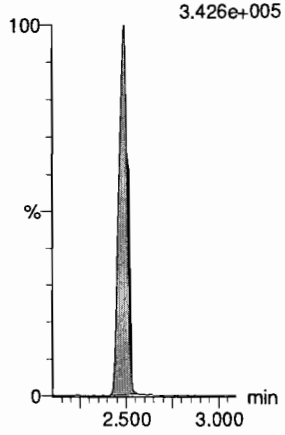


**13C3-PFBS**
F12:MRM of 1 channel,ES-
302.0 > 98.8
5.009e+004

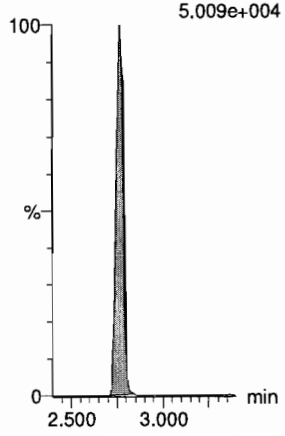


**13C2-4:2 FTS**
F17:MRM of 2 channels,ES-
329.0 > 79.9
1.059e+005

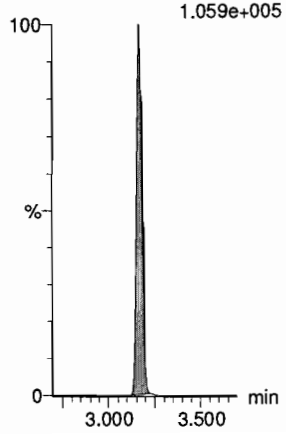

Dataset: F:\Projects\PFAS.PRO\Results\190729M1\190729M1-52.qld

Last Altered: Tuesday, July 30, 2019 09:06:56 Pacific Daylight Time
Printed: Tuesday, July 30, 2019 09:07:40 Pacific Daylight Time

**Name: 190729M1_52, Date: 29-Jul-2019, Time: 23:49:45, ID: ST190729M1-12 PFC CS3 19G2006, Description: PFC CS3 19G2006**

**PFHxA**

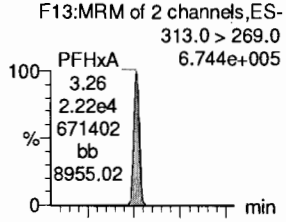


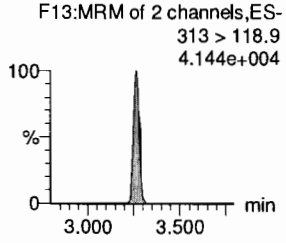


**PFPeS**

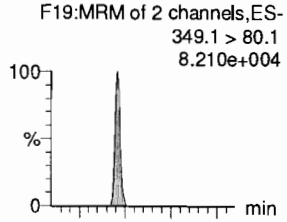


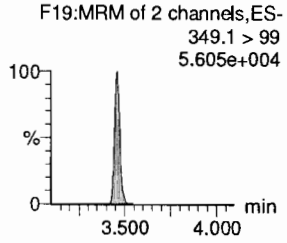


**HFPO-DA**

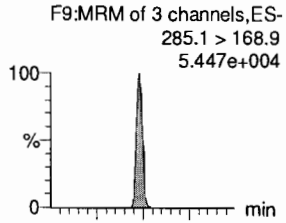


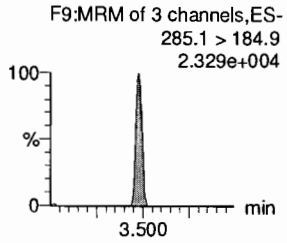


**5:3 FTCA**

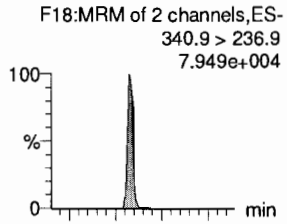


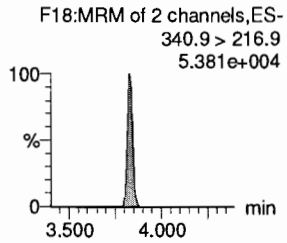


**PFHpA**

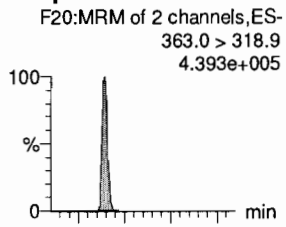


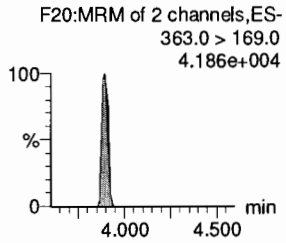


**ADONA**

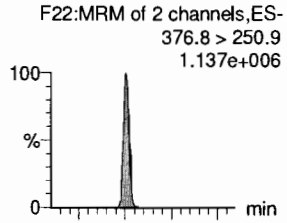


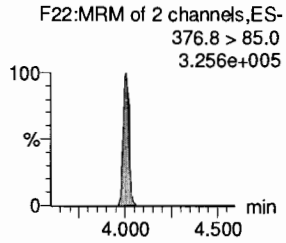


**13C2-PFHxA**

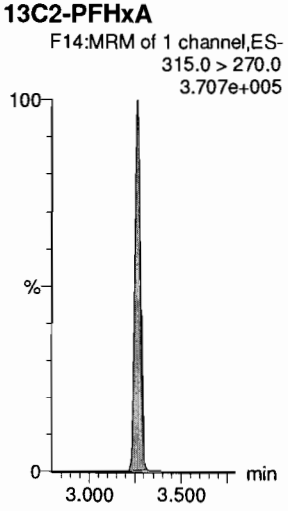


**13C3-PFBS**

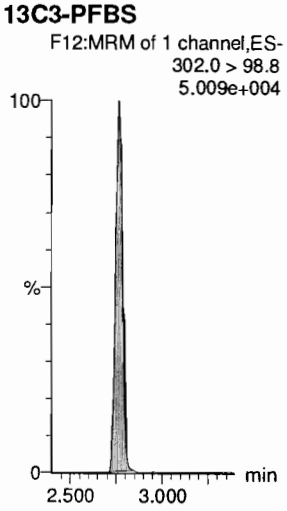


**13C3-HFPO-DA**

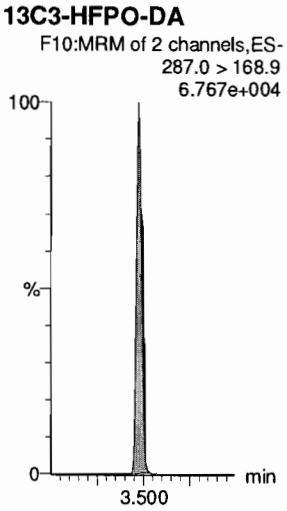


**13C4-PFHpA**

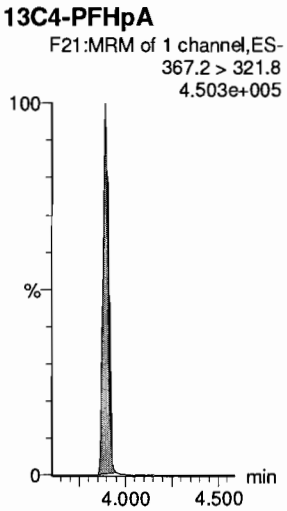


**13C4-PFHpA**




**13C4-PFHpA**

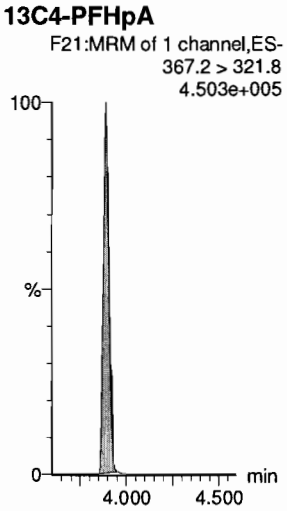

Dataset: F:\Projects\PFAS.PRO\Results\190729M1\190729M1-52.qld

Last Altered: Tuesday, July 30, 2019 09:06:56 Pacific Daylight Time
Printed: Tuesday, July 30, 2019 09:07:40 Pacific Daylight Time

**Name: 190729M1_52, Date: 29-Jul-2019, Time: 23:49:45, ID: ST190729M1-12 PFC CS3 19G2006, Description: PFC CS3 19G2006**

**L-PFHxS**

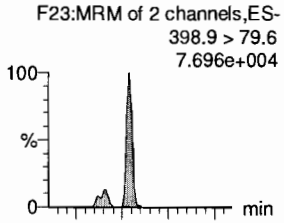


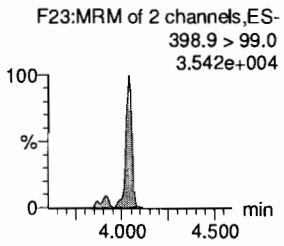


**6:2 FTS**

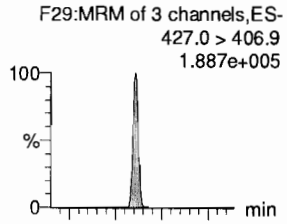


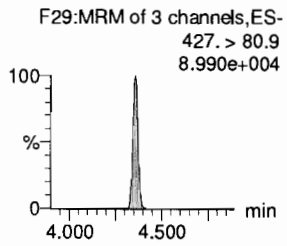


**L-PFOA**

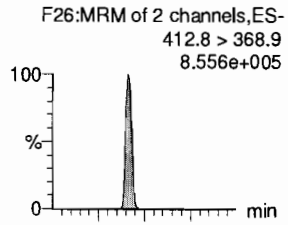


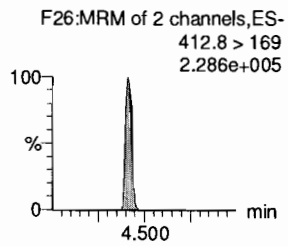


**PFEChS**

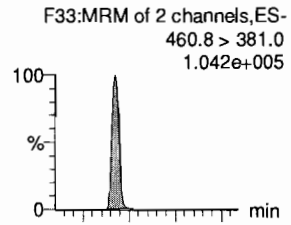


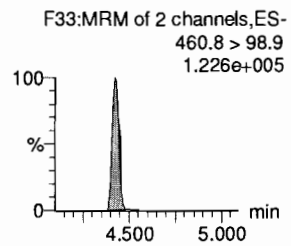


**PFHpS**

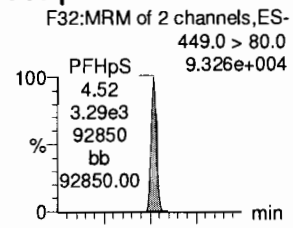


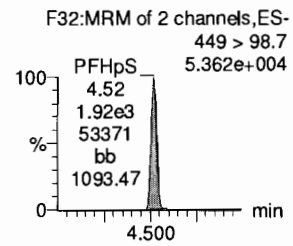


**7:3 FTCA**

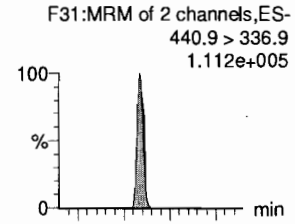


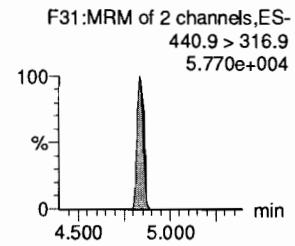


**13C3-PFHxS**

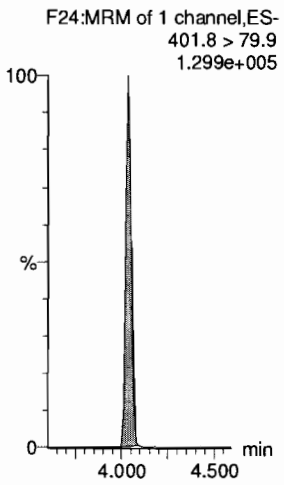


**13C2-6:2 FTS**

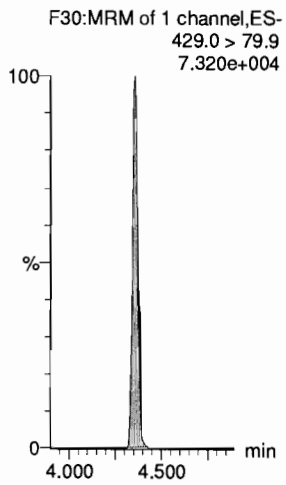


**13C2-PFOA**

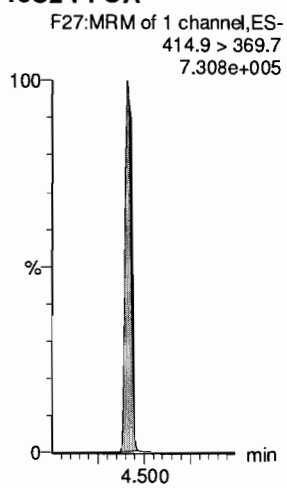


**13C2-PFOA**

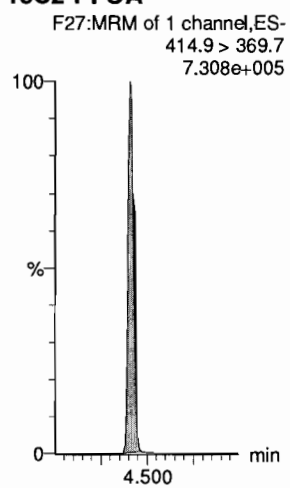


**13C8-PFOS**

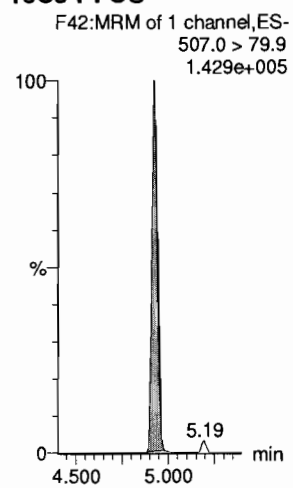


**13C5-PFNA**

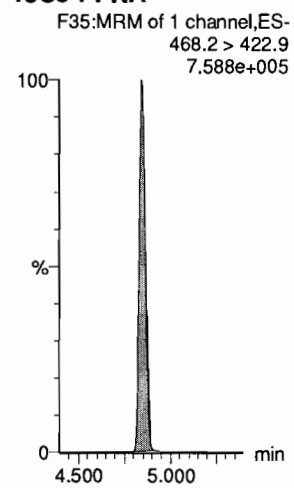

Dataset: F:\Projects\PFAS.PRO\Results\190729M1\190729M1-52.qld

Last Altered: Tuesday, July 30, 2019 09:06:56 Pacific Daylight Time
Printed: Tuesday, July 30, 2019 09:07:40 Pacific Daylight Time

**Name: 190729M1_52, Date: 29-Jul-2019, Time: 23:49:45, ID: ST190729M1-12 PFC CS3 19G2006, Description: PFC CS3 19G2006**

**PFNA**

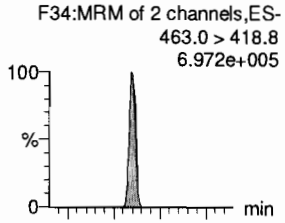


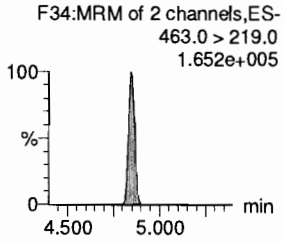


**PFOSA**

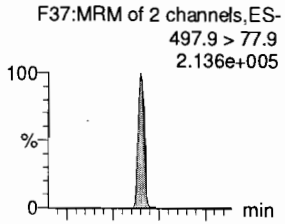


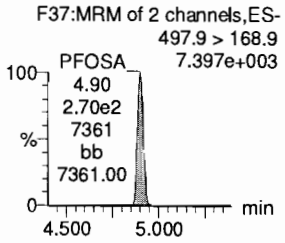


**L-PFOS**

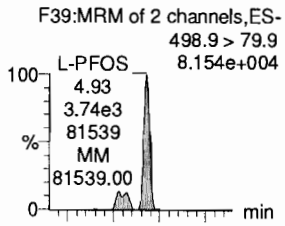


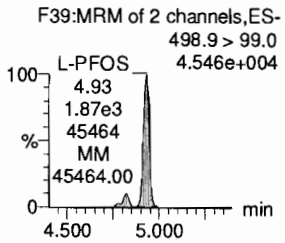


**9Cl-PF30NS**

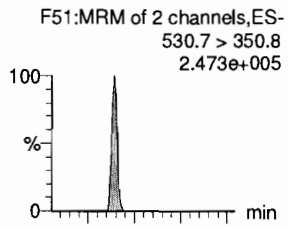


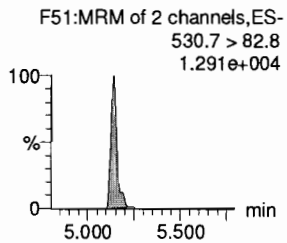


**PFDA**

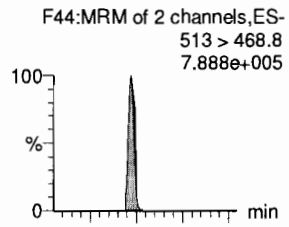


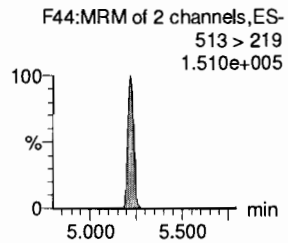


**8:2 FTS**

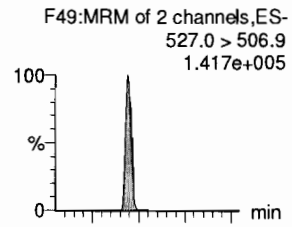


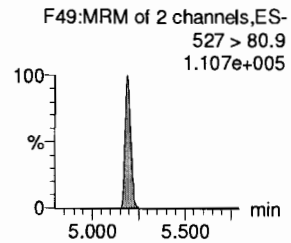


**13C5-PFNA**

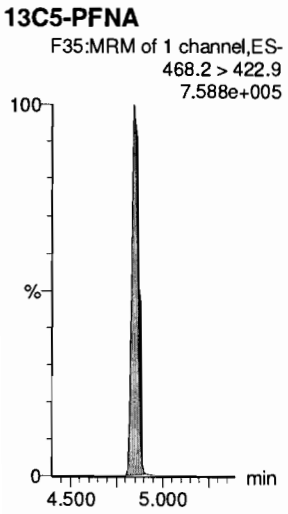


**13C8-PFOSA**

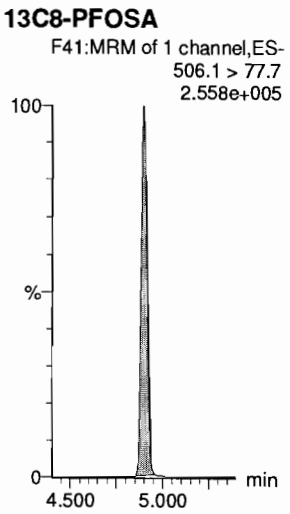


**13C8-PFOS**

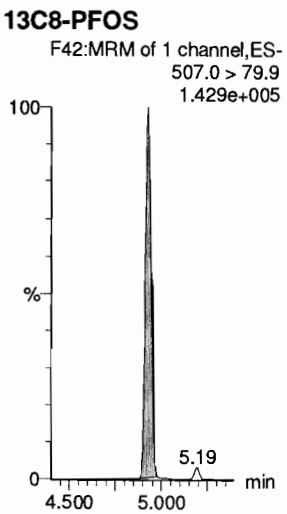


**13C8-PFOS**

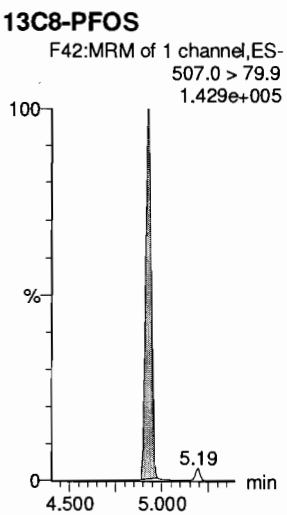


**13C2-PFDA**

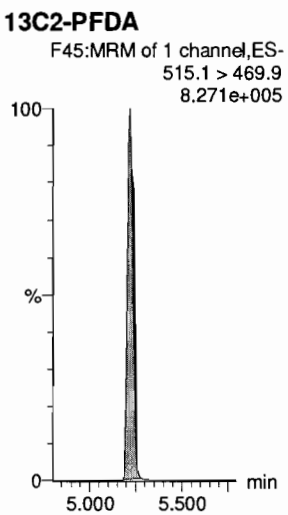


**13C2-8:2 FTS**

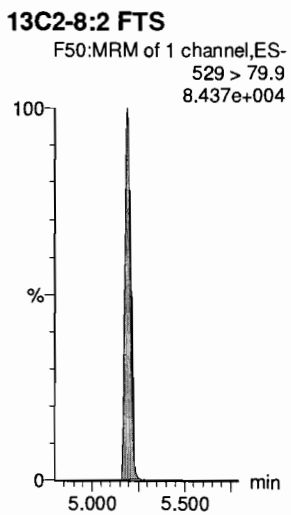

Dataset: F:\Projects\PFAS.PRO\Results\190729M1\190729M1-52.qld

Last Altered: Tuesday, July 30, 2019 09:06:56 Pacific Daylight Time
Printed: Tuesday, July 30, 2019 09:07:40 Pacific Daylight Time

**Name: 190729M1_52, Date: 29-Jul-2019, Time: 23:49:45, ID: ST190729M1-12 PFC CS3 19G2006, Description: PFC CS3 19G2006**

**PFNS**
F53:MRM of 2 channels,ES-
549.1 > 80.1
8.067e+004

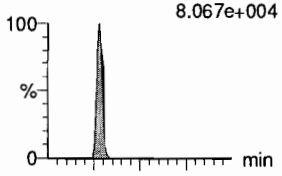

F53:MRM of 2 channels,ES-
549.1 > 99.1
5.239e+004

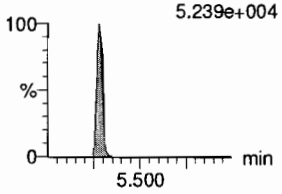

**L-MeFOSAA**
F56:MRM of 2 channels,ES-
570 > 419
3.045e+005

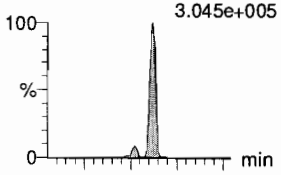

F56:MRM of 2 channels,ES-
570. > 512
1.098e+005

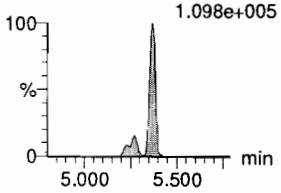

**L-EtFOSAA**
F59:MRM of 2 channels,ES-
584.1 > 419
2.524e+005

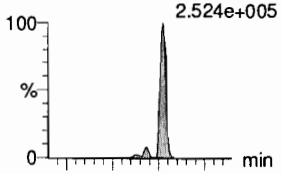

F59:MRM of 2 channels,ES-
584.1 > 526
1.602e+005

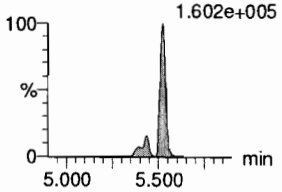

**PFUdA**
F54:MRM of 2 channels,ES-
563.0 > 518.9
8.353e+005

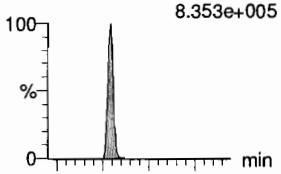

F54:MRM of 2 channels,ES-
563.0 > 269
1.035e+005

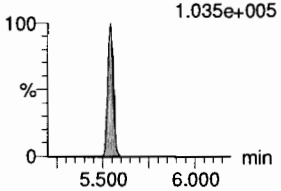

**PFDS**
F61:MRM of 2 channels,ES-
598.8 > 79.9
1.174e+005

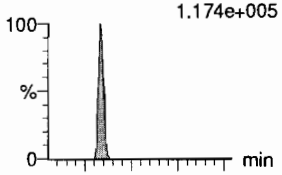

F61:MRM of 2 channels,ES-
598.8 > 98.9
7.059e+004

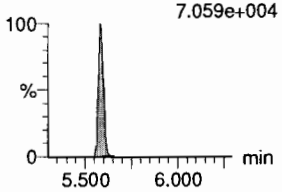

**11Cl-PF30UdS**
F68:MRM of 2 channels,ES-
632.6 > 452.7
4.463e+004

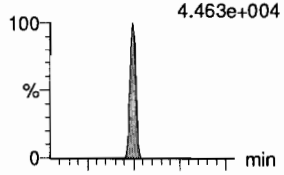

F68:MRM of 2 channels,ES-
632.6 > 450.7
1.021e+004

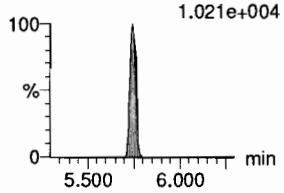

**13C8-PFOS**
F42:MRM of 1 channel,ES-
507.0 > 79.9
1.429e+005

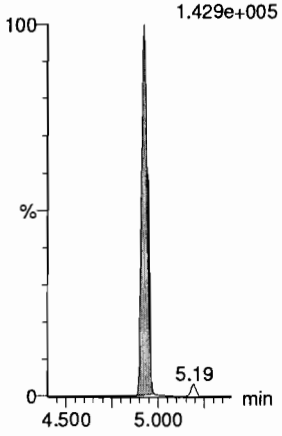


**d3-N-MeFOSAA**
F58:MRM of 1 channel,ES-
573.3 > 419
1.893e+005

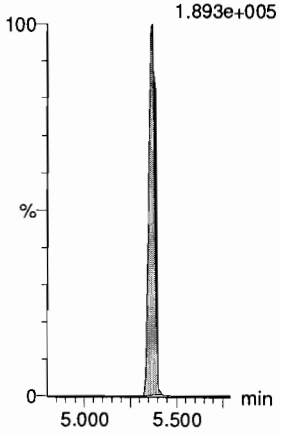

**d5-N-EtFOSAA**
F60:MRM of 1 channel,ES-
589.3 > 419
2.923e+005

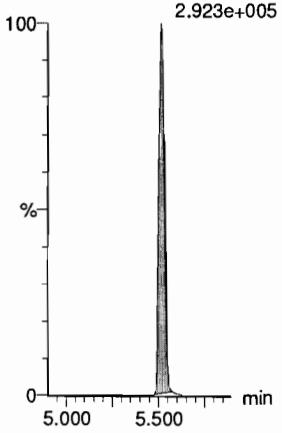

**13C2-PFUdA**
F55:MRM of 1 channel,ES-
565 > 519.8
1.170e+006

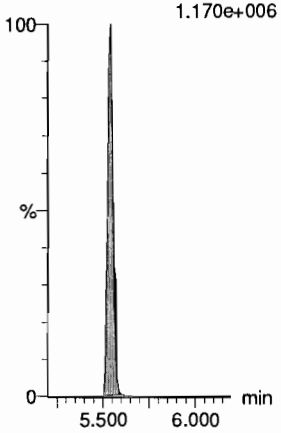

**13C2-8:2 FTS**
F50:MRM of 1 channel,ES-
529 > 79.9
8.437e+004

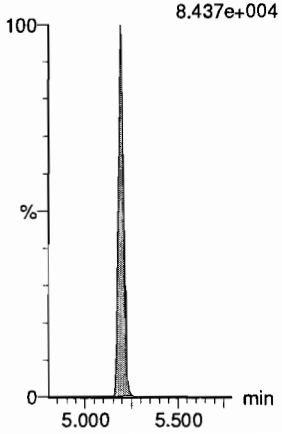

**13C2-PFDoA**
F63:MRM of 1 channel,ES-
614.7 > 569.7
1.153e+006

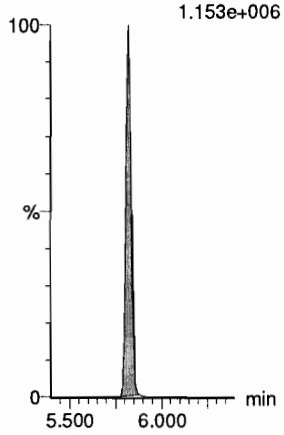

Dataset: F:\Projects\PFAS.PRO\Results\190729M1\190729M1-52.qld

Last Altered: Tuesday, July 30, 2019 09:06:56 Pacific Daylight Time
Printed: Tuesday, July 30, 2019 09:07:40 Pacific Daylight Time

**Name: 190729M1_52, Date: 29-Jul-2019, Time: 23:49:45, ID: ST190729M1-12 PFC CS3 19G2006, Description: PFC CS3 19G2006**

**10:2 FTS**
F66:MRM of 2 channels,ES-
627.0 > 606.9
2.120e+005

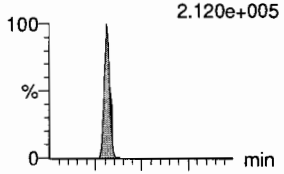

F66:MRM of 2 channels,ES-
627.0 > 80.9
1.311e+005

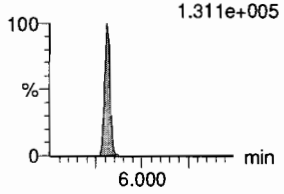


**PFDoA**
F62:MRM of 4 channels,ES-
612.9 > 569.0
9.650e+005

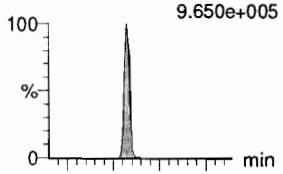

F62:MRM of 4 channels,ES-
612.9 > 318.8
1.168e+005

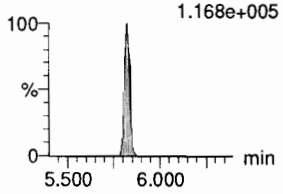


**N-MeFOSA**
F43:MRM of 2 channels,ES-
512.1 > 168.9
1.851e+005

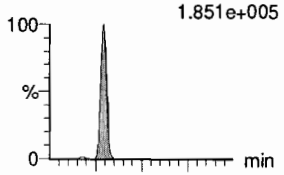

F43:MRM of 2 channels,ES-
512.1 > 219
1.153e+005

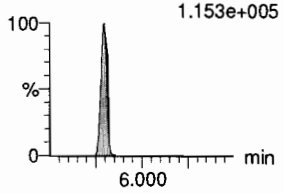


**PFTrDA**
F70:MRM of 2 channels,ES-
662.9 > 618.9
9.707e+005

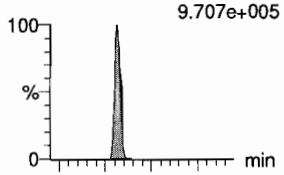

F70:MRM of 2 channels,ES-
662.9 > 319
5.059e+004

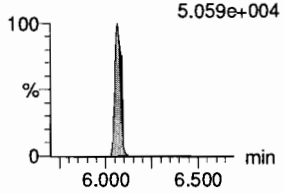


**PFDoS**
F71:MRM of 2 channels,ES-
698.8 > 79.9
9.546e+004

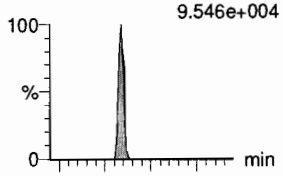

F71:MRM of 2 channels,ES-
698.8 > 98.9
5.111e+004

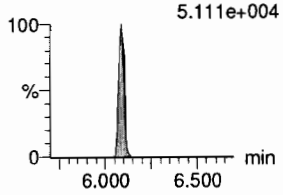


**PFTeDA**
F72:MRM of 2 channels,ES-
713.0 > 669.0
8.614e+005

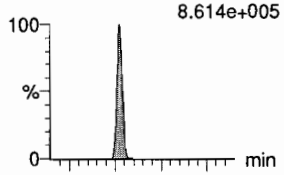

F72:MRM of 2 channels,ES-
713. > 369.0
6.004e+004

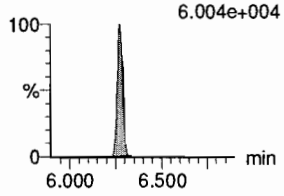


**13C2-PFDoA**
F63:MRM of 1 channel,ES-
614.7 > 569.7
1.153e+006

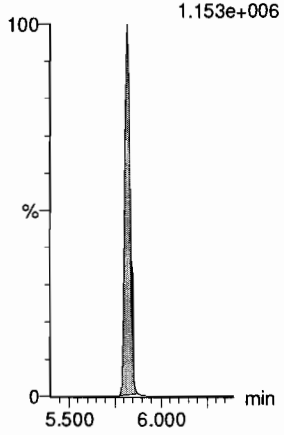


**13C2-PFDoA**
F63:MRM of 1 channel,ES-
614.7 > 569.7
1.153e+006

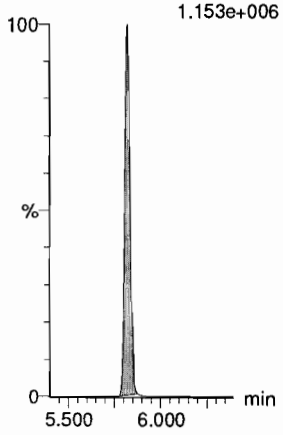


**d3-N-MeFOSA**
F46:MRM of 1 channel,ES-
515.2 > 168.9
5.002e+005

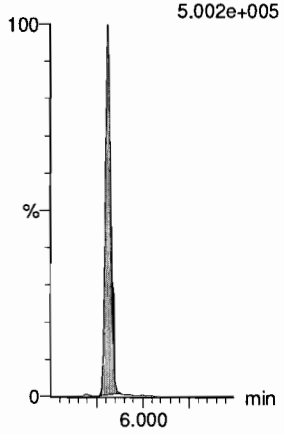


**13C2-PFDoA**
F63:MRM of 1 channel,ES-
614.7 > 569.7
1.153e+006

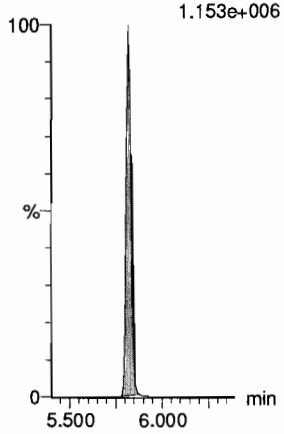


**13C2-PFTeDA**
F73:MRM of 2 channels,ES-
715.1 > 669.7
7.531e+005

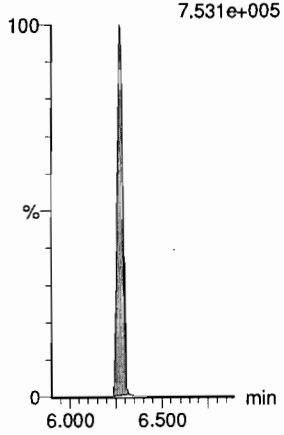


**13C2-PFTeDA**
F73:MRM of 2 channels,ES-
715.1 > 669.7
7.531e+005

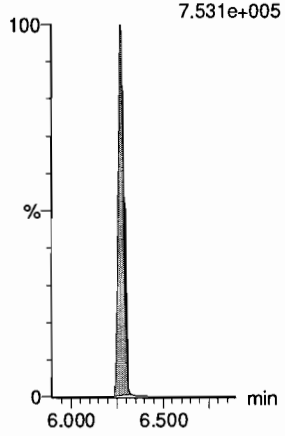

Dataset: F:\Projects\PFAS.PRO\Results\190729M1\190729M1-52.qld

Last Altered: Tuesday, July 30, 2019 09:06:56 Pacific Daylight Time
Printed: Tuesday, July 30, 2019 09:07:40 Pacific Daylight Time

**Name: 190729M1_52, Date: 29-Jul-2019, Time: 23:49:45, ID: ST190729M1-12 PFC CS3 19G2006, Description: PFC CS3 19G2006**

**N-EtFOSA**

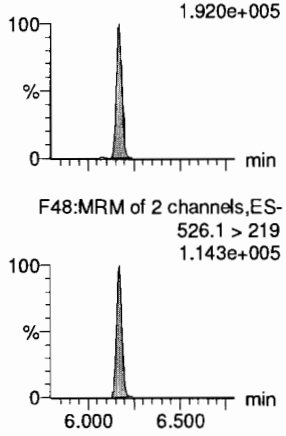


**PFHxDA**

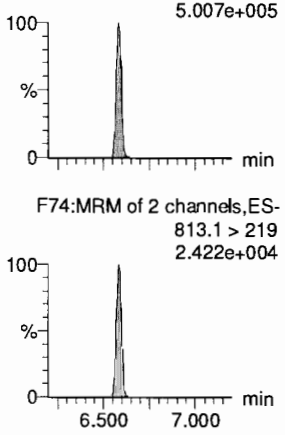


**PFODA**

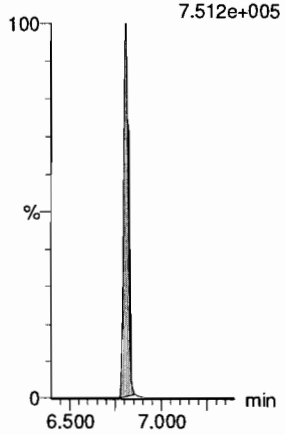


**N-MeFOSE**

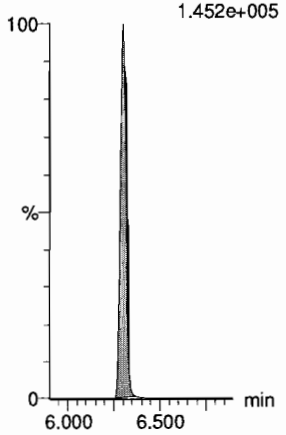


**N-EtFOSE**

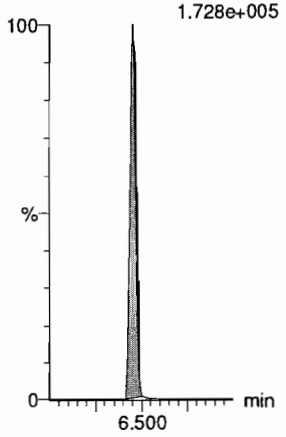


**13C4-PFBA**

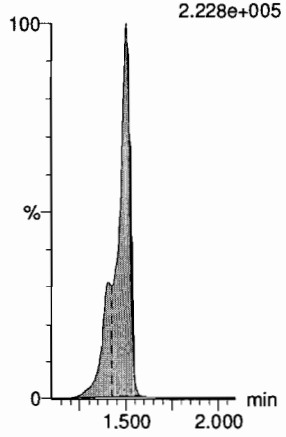


**d5-N-ETFOSA**

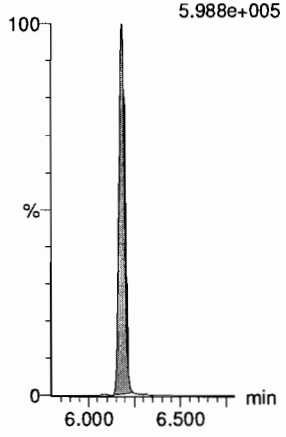


**13C2-PFHxDA**

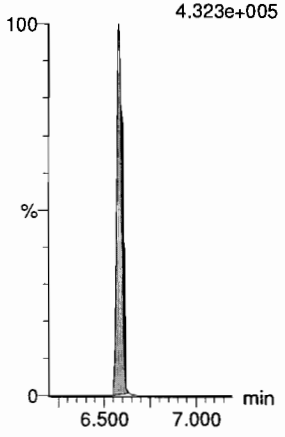


**13C2-PFHxDA**

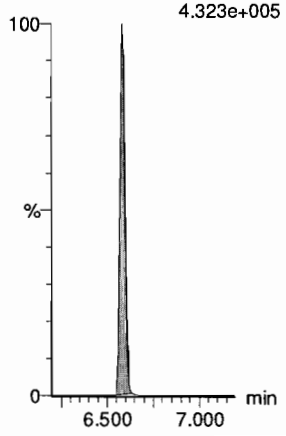


**d7-N-MeFOSE**

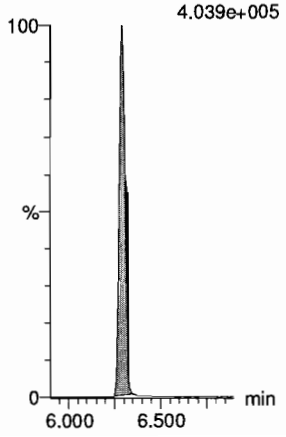


**d9-N-EtFOSE**

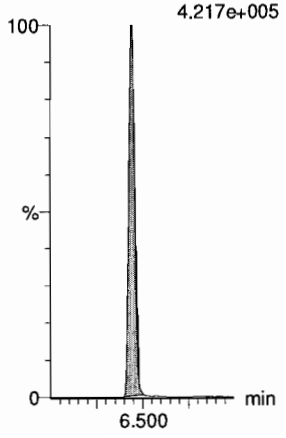


**13C5-PFHxA**

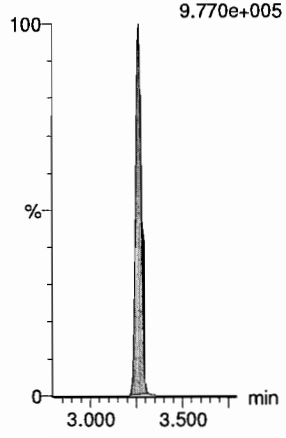

Dataset: F:\Projects\PFAS.PRO\Results\190729M1\190729M1-52.qld

Last Altered: Tuesday, July 30, 2019 09:06:56 Pacific Daylight Time
Printed: Tuesday, July 30, 2019 09:07:40 Pacific Daylight Time

**Name: 190729M1_52, Date: 29-Jul-2019, Time: 23:49:45, ID: ST190729M1-12 PFC CS3 19G2006, Description: PFC CS3 19G2006**

**13C8-PFOA**

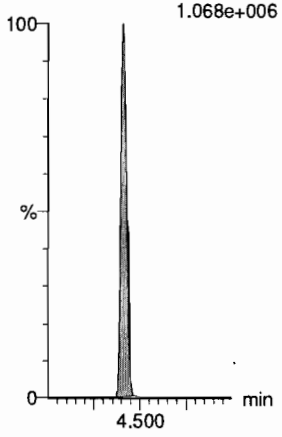


**18O2-PFHxS**

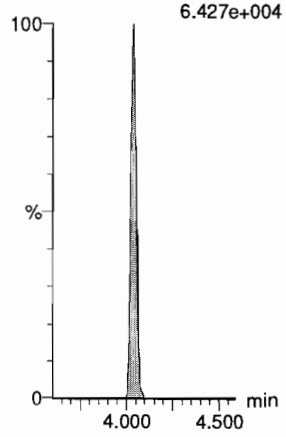


**13C9-PFNA**

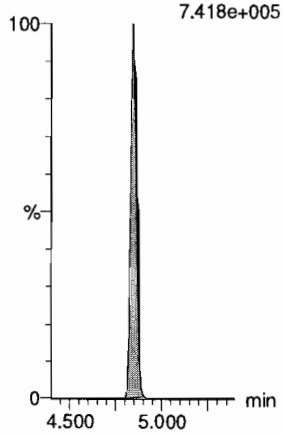


**13C4-PFOS**

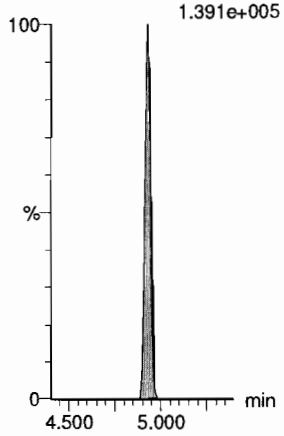


**13C6-PFDA**

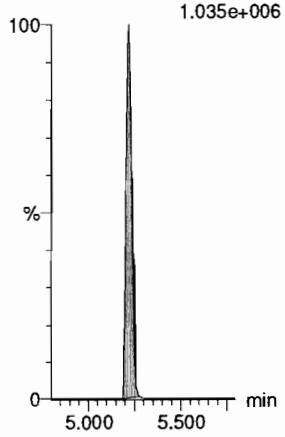


**13C7-PFUdA**

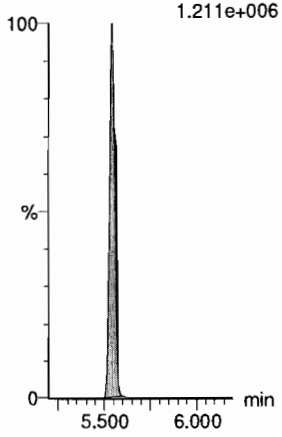

Dataset: Untitled

Last Altered: Tuesday, August 06, 2019 10:06:50 Pacific Daylight Time
Printed: Tuesday, August 06, 2019 10:11:40 Pacific Daylight Time

**Method: F:\Projects\PFAS.PRO\MethDB\PFAS_RS-08-04-19.mdb 04 Aug 2019 18:34:12**
**Calibration: 06 Aug 2019 10:06:50**

**Name: 190805M1_6, Date: 05-Aug-2019, Time: 11:22:04, ID: ST190805M1-1 PFC CS0 19G2303, Description: PFC CS0 19G2003**

| | # | Name | ID | Area | %Rec | Area Out |
|---|---|---|---|---|---|---|
| 1 | 1 | 13C4-PFBA | ST190805M1-1 PFC CS0 19G2303 | 6.49e3 | 100.0 | NO |
| 2 | 2 | 13C5-PFHxA | ST190805M1-1 PFC CS0 19G2303 | 1.44e4 | 100.0 | NO |
| 3 | 3 | 18O2-PFHxS | ST190805M1-1 PFC CS0 19G2303 | 9.54e2 | 100.0 | NO |
| 4 | 4 | 13C8-PFOA | ST190805M1-1 PFC CS0 19G2303 | 2.25e4 | 100.0 | NO |
| 5 | 5 | 13C9-PFNA | ST190805M1-1 PFC CS0 19G2303 | 1.27e4 | 100.0 | NO |
| 6 | 6 | 13C4-PFOS | ST190805M1-1 PFC CS0 19G2303 | 2.25e3 | 100.0 | NO |
| 7 | 7 | 13C6-PFDA | ST190805M1-1 PFC CS0 19G2303 | 1.55e4 | 100.0 | NO |
| 8 | 8 | 13C7-PFUdA | ST190805M1-1 PFC CS0 19G2303 | 1.90e4 | 100.0 | NO |

**Name: 190805M1_7, Date: 05-Aug-2019, Time: 11:32:41, ID: IB, Description: IB**

| | # | Name | ID | Area | %Rec | Area Out |
|---|---|---|---|---|---|---|
| 1 | 1 | 13C4-PFBA | IB | 6.43e3 | 99.2 | NO |
| 2 | 2 | 13C5-PFHxA | IB | 1.55e4 | 107.9 | NO |
| 3 | 3 | 18O2-PFHxS | IB | 9.56e2 | 100.2 | NO |
| 4 | 4 | 13C8-PFOA | IB | 2.18e4 | 97.2 | NO |
| 5 | 5 | 13C9-PFNA | IB | 1.27e4 | 100.6 | NO |
| 6 | 6 | 13C4-PFOS | IB | 2.34e3 | 104.2 | NO |
| 7 | 7 | 13C6-PFDA | IB | 1.59e4 | 102.7 | NO |
| 8 | 8 | 13C7-PFUdA | IB | 1.98e4 | 104.3 | NO |

**Name: 190805M1_8, Date: 05-Aug-2019, Time: 11:43:17, ID: B9G0276-BS1 OPR 0.125, Description: OPR**

| | # | Name | ID | Area | %Rec | Area Out |
|---|---|---|---|---|---|---|
| 1 | 1 | 13C4-PFBA | B9G0276-BS1 OPR 0.125 | 7.70e3 | 118.6 | NO |
| 2 | 2 | 13C5-PFHxA | B9G0276-BS1 OPR 0.125 | 1.18e4 | 82.4 | NO |
| 3 | 3 | 18O2-PFHxS | B9G0276-BS1 OPR 0.125 | 7.84e2 | 82.2 | NO |
| 4 | 4 | 13C8-PFOA | B9G0276-BS1 OPR 0.125 | 1.85e4 | 82.5 | NO |
| 5 | 5 | 13C9-PFNA | B9G0276-BS1 OPR 0.125 | 1.01e4 | 80.0 | NO |
| 6 | 6 | 13C4-PFOS | B9G0276-BS1 OPR 0.125 | 1.64e3 | 72.9 | NO |
| 7 | 7 | 13C6-PFDA | B9G0276-BS1 OPR 0.125 | 1.53e4 | 98.8 | NO |
| 8 | 8 | 13C7-PFUdA | B9G0276-BS1 OPR 0.125 | 1.46e4 | 77.1 | NO |

**Name: 190805M1_9, Date: 05-Aug-2019, Time: 11:53:53, ID: B9G0276-BLK1 Method Blank 0.125, Description: Method Blank**

| | # | Name | ID | Area | %Rec | Area Out |
|---|---|---|---|---|---|---|
| 1 | 1 | 13C4-PFBA | B9G0276-BLK1 Method Blank 0.125 | 7.45e3 | 114.8 | NO |
| 2 | 2 | 13C5-PFHxA | B9G0276-BLK1 Method Blank 0.125 | 1.14e4 | 79.1 | NO |
| 3 | 3 | 18O2-PFHxS | B9G0276-BLK1 Method Blank 0.125 | 6.41e2 | 67.2 | NO |
| 4 | 4 | 13C8-PFOA | B9G0276-BLK1 Method Blank 0.125 | 1.71e4 | 76.1 | NO |
| 5 | 5 | 13C9-PFNA | B9G0276-BLK1 Method Blank 0.125 | 9.48e3 | 74.9 | NO |
| 6 | 6 | 13C4-PFOS | B9G0276-BLK1 Method Blank 0.125 | 1.49e3 | 66.3 | NO |
| 7 | 7 | 13C6-PFDA | B9G0276-BLK1 Method Blank 0.125 | 1.31e4 | 85.0 | NO |
| 8 | 8 | 13C7-PFUdA | B9G0276-BLK1 Method Blank 0.125 | 1.20e4 | 63.3 | NO |

Dataset: Untitled

Last Altered: Tuesday, August 06, 2019 10:06:50 Pacific Daylight Time
Printed: Tuesday, August 06, 2019 10:11:40 Pacific Daylight Time

**Name: 190805M1_10, Date: 05-Aug-2019, Time: 12:04:25, ID: 1902274-01 S12-072419 0.11342, Description: S12-072419**

| | # | Name | ID | Area | %Rec | Area Out |
|---|---|---|---|---|---|---|
| 1 | 1 | 13C4-PFBA | 1902274-01 S12-072419 0.11342 | 8.09e3 | 124.7 | NO |
| 2 | 2 | 13C5-PFHxA | 1902274-01 S12-072419 0.11342 | 1.19e4 | 82.9 | NO |
| 3 | 3 | 18O2-PFHxS | 1902274-01 S12-072419 0.11342 | 8.83e2 | 92.5 | NO |
| 4 | 4 | 13C8-PFOA | 1902274-01 S12-072419 0.11342 | 1.82e4 | 81.0 | NO |
| 5 | 5 | 13C9-PFNA | 1902274-01 S12-072419 0.11342 | 1.10e4 | 87.3 | NO |
| 6 | 6 | 13C4-PFOS | 1902274-01 S12-072419 0.11342 | 1.82e3 | 81.0 | NO |
| 7 | 7 | 13C6-PFDA | 1902274-01 S12-072419 0.11342 | 1.62e4 | 104.8 | NO |
| 8 | 8 | 13C7-PFUdA | 1902274-01 S12-072419 0.11342 | 1.49e4 | 78.7 | NO |

**Name: 190805M1_11, Date: 05-Aug-2019, Time: 12:15:04, ID: 1902274-02 DUP1-072419 0.10942, Description: DUP1-072419**

| | # | Name | ID | Area | %Rec | Area Out |
|---|---|---|---|---|---|---|
| 1 | 1 | 13C4-PFBA | 1902274-02 DUP1-072419 0.10942 | 7.35e3 | 113.3 | NO |
| 2 | 2 | 13C5-PFHxA | 1902274-02 DUP1-072419 0.10942 | 1.10e4 | 76.9 | NO |
| 3 | 3 | 18O2-PFHxS | 1902274-02 DUP1-072419 0.10942 | 8.05e2 | 84.3 | NO |
| 4 | 4 | 13C8-PFOA | 1902274-02 DUP1-072419 0.10942 | 1.73e4 | 77.0 | NO |
| 5 | 5 | 13C9-PFNA | 1902274-02 DUP1-072419 0.10942 | 1.01e4 | 79.8 | NO |
| 6 | 6 | 13C4-PFOS | 1902274-02 DUP1-072419 0.10942 | 1.65e3 | 73.6 | NO |
| 7 | 7 | 13C6-PFDA | 1902274-02 DUP1-072419 0.10942 | 1.51e4 | 97.6 | NO |
| 8 | 8 | 13C7-PFUdA | 1902274-02 DUP1-072419 0.10942 | 1.53e4 | 80.7 | NO |

**Name: 190805M1_12, Date: 05-Aug-2019, Time: 12:25:37, ID: 1902274-03 S6-072419 0.11726, Description: S6-072419**

| | # | Name | ID | Area | %Rec | Area Out |
|---|---|---|---|---|---|---|
| 1 | 1 | 13C4-PFBA | 1902274-03 S6-072419 0.11726 | 7.15e3 | 110.1 | NO |
| 2 | 2 | 13C5-PFHxA | 1902274-03 S6-072419 0.11726 | 1.12e4 | 77.8 | NO |
| 3 | 3 | 18O2-PFHxS | 1902274-03 S6-072419 0.11726 | 7.53e2 | 79.0 | NO |
| 4 | 4 | 13C8-PFOA | 1902274-03 S6-072419 0.11726 | 1.65e4 | 73.2 | NO |
| 5 | 5 | 13C9-PFNA | 1902274-03 S6-072419 0.11726 | 8.98e3 | 71.0 | NO |
| 6 | 6 | 13C4-PFOS | 1902274-03 S6-072419 0.11726 | 1.55e3 | 69.2 | NO |
| 7 | 7 | 13C6-PFDA | 1902274-03 S6-072419 0.11726 | 1.48e4 | 95.9 | NO |
| 8 | 8 | 13C7-PFUdA | 1902274-03 S6-072419 0.11726 | 1.37e4 | 72.0 | NO |

**Name: 190805M1_13, Date: 05-Aug-2019, Time: 12:36:16, ID: 1902274-04 P1-072419 0.11169, Description: P1-072419**

| | # | Name | ID | Area | %Rec | Area Out |
|---|---|---|---|---|---|---|
| 1 | 1 | 13C4-PFBA | 1902274-04 P1-072419 0.11169 | 6.44e3 | 99.2 | NO |
| 2 | 2 | 13C5-PFHxA | 1902274-04 P1-072419 0.11169 | 1.02e4 | 70.7 | NO |
| 3 | 3 | 18O2-PFHxS | 1902274-04 P1-072419 0.11169 | 6.24e2 | 65.4 | NO |
| 4 | 4 | 13C8-PFOA | 1902274-04 P1-072419 0.11169 | 1.54e4 | 68.4 | NO |
| 5 | 5 | 13C9-PFNA | 1902274-04 P1-072419 0.11169 | 8.79e3 | 69.5 | NO |
| 6 | 6 | 13C4-PFOS | 1902274-04 P1-072419 0.11169 | 1.51e3 | 67.3 | NO |
| 7 | 7 | 13C6-PFDA | 1902274-04 P1-072419 0.11169 | 1.20e4 | 77.4 | NO |
| 8 | 8 | 13C7-PFUdA | 1902274-04 P1-072419 0.11169 | 9.50e3 | 50.0 | NO |

Dataset: Untitled

Last Altered: Tuesday, August 06, 2019 10:06:50 Pacific Daylight Time
Printed: Tuesday, August 06, 2019 10:11:40 Pacific Daylight Time

**Name: 190805M1_14, Date: 05-Aug-2019, Time: 12:46:54, ID: 1902274-05 S13-072419 0.1166, Description: S13-072419**

| | # | Name | ID | Area | %Rec | Area Out |
|---|---|---|---|---|---|---|
| 1 | 1 | 13C4-PFBA | 1902274-05 S13-072419 0.1166 | 6.94e3 | 107.0 | NO |
| 2 | 2 | 13C5-PFHxA | 1902274-05 S13-072419 0.1166 | 1.10e4 | 76.9 | NO |
| 3 | 3 | 18O2-PFHxS | 1902274-05 S13-072419 0.1166 | 7.51e2 | 78.7 | NO |
| 4 | 4 | 13C8-PFOA | 1902274-05 S13-072419 0.1166 | 1.72e4 | 76.6 | NO |
| 5 | 5 | 13C9-PFNA | 1902274-05 S13-072419 0.1166 | 9.80e3 | 77.4 | NO |
| 6 | 6 | 13C4-PFOS | 1902274-05 S13-072419 0.1166 | 1.60e3 | 71.3 | NO |
| 7 | 7 | 13C6-PFDA | 1902274-05 S13-072419 0.1166 | 1.44e4 | 93.0 | NO |
| 8 | 8 | 13C7-PFUdA | 1902274-05 S13-072419 0.1166 | 1.44e4 | 75.6 | NO |

**Name: 190805M1_15, Date: 05-Aug-2019, Time: 12:57:27, ID: 1902274-06 P7-072419 0.11673, Description: P7-072419**

| | # | Name | ID | Area | %Rec | Area Out |
|---|---|---|---|---|---|---|
| 1 | 1 | 13C4-PFBA | 1902274-06 P7-072419 0.11673 | 7.80e3 | 120.2 | NO |
| 2 | 2 | 13C5-PFHxA | 1902274-06 P7-072419 0.11673 | 1.25e4 | 87.2 | NO |
| 3 | 3 | 18O2-PFHxS | 1902274-06 P7-072419 0.11673 | 8.37e2 | 87.7 | NO |
| 4 | 4 | 13C8-PFOA | 1902274-06 P7-072419 0.11673 | 1.90e4 | 84.6 | NO |
| 5 | 5 | 13C9-PFNA | 1902274-06 P7-072419 0.11673 | 1.08e4 | 85.0 | NO |
| 6 | 6 | 13C4-PFOS | 1902274-06 P7-072419 0.11673 | 1.79e3 | 79.5 | NO |
| 7 | 7 | 13C6-PFDA | 1902274-06 P7-072419 0.11673 | 1.58e4 | 102.2 | NO |
| 8 | 8 | 13C7-PFUdA | 1902274-06 P7-072419 0.11673 | 1.38e4 | 72.5 | NO |

**Name: 190805M1_16, Date: 05-Aug-2019, Time: 13:08:05, ID: 1902274-07 EB-072419 0.11589, Description: EB-072419**

| | # | Name | ID | Area | %Rec | Area Out |
|---|---|---|---|---|---|---|
| 1 | 1 | 13C4-PFBA | 1902274-07 EB-072419 0.11589 | 7.01e3 | 108.0 | NO |
| 2 | 2 | 13C5-PFHxA | 1902274-07 EB-072419 0.11589 | 1.09e4 | 76.1 | NO |
| 3 | 3 | 18O2-PFHxS | 1902274-07 EB-072419 0.11589 | 7.69e2 | 80.6 | NO |
| 4 | 4 | 13C8-PFOA | 1902274-07 EB-072419 0.11589 | 1.75e4 | 78.1 | NO |
| 5 | 5 | 13C9-PFNA | 1902274-07 EB-072419 0.11589 | 9.34e3 | 73.8 | NO |
| 6 | 6 | 13C4-PFOS | 1902274-07 EB-072419 0.11589 | 1.57e3 | 69.9 | NO |
| 7 | 7 | 13C6-PFDA | 1902274-07 EB-072419 0.11589 | 1.42e4 | 92.1 | NO |
| 8 | 8 | 13C7-PFUdA | 1902274-07 EB-072419 0.11589 | 1.38e4 | 72.8 | NO |

**Name: 190805M1_17, Date: 05-Aug-2019, Time: 13:18:38, ID: 1902274-08 FB-072419 0.11785, Description: FB-072419**

| | # | Name | ID | Area | %Rec | Area Out |
|---|---|---|---|---|---|---|
| 1 | 1 | 13C4-PFBA | 1902274-08 FB-072419 0.11785 | 7.86e3 | 121.2 | NO |
| 2 | 2 | 13C5-PFHxA | 1902274-08 FB-072419 0.11785 | 1.21e4 | 84.3 | NO |
| 3 | 3 | 18O2-PFHxS | 1902274-08 FB-072419 0.11785 | 8.32e2 | 87.2 | NO |
| 4 | 4 | 13C8-PFOA | 1902274-08 FB-072419 0.11785 | 1.82e4 | 80.9 | NO |
| 5 | 5 | 13C9-PFNA | 1902274-08 FB-072419 0.11785 | 1.02e4 | 80.2 | NO |
| 6 | 6 | 13C4-PFOS | 1902274-08 FB-072419 0.11785 | 1.87e3 | 83.4 | NO |
| 7 | 7 | 13C6-PFDA | 1902274-08 FB-072419 0.11785 | 1.53e4 | 98.7 | NO |
| 8 | 8 | 13C7-PFUdA | 1902274-08 FB-072419 0.11785 | 1.32e4 | 69.6 | NO |

Dataset: Untitled

Last Altered: Tuesday, August 06, 2019 10:06:50 Pacific Daylight Time
Printed: Tuesday, August 06, 2019 10:11:40 Pacific Daylight Time

**Name: 190805M1_18, Date: 05-Aug-2019, Time: 13:29:17, ID: B9H0026-BS1 OPR 0.125, Description: OPR**

| | # | Name | ID | Area | %Rec | Area Out |
|---|---|---|---|---|---|---|
| 1 | 1 | 13C4-PFBA | B9H0026-BS1 OPR 0.125 | 6.45e3 | 99.4 | NO |
| 2 | 2 | 13C5-PFHxA | B9H0026-BS1 OPR 0.125 | 1.01e4 | 70.5 | NO |
| 3 | 3 | 18O2-PFHxS | B9H0026-BS1 OPR 0.125 | 6.34e2 | 66.5 | NO |
| 4 | 4 | 13C8-PFOA | B9H0026-BS1 OPR 0.125 | 1.52e4 | 67.4 | NO |
| 5 | 5 | 13C9-PFNA | B9H0026-BS1 OPR 0.125 | 8.96e3 | 70.7 | NO |
| 6 | 6 | 13C4-PFOS | B9H0026-BS1 OPR 0.125 | 1.39e3 | 62.1 | NO |
| 7 | 7 | 13C6-PFDA | B9H0026-BS1 OPR 0.125 | 1.38e4 | 89.4 | NO |
| 8 | 8 | 13C7-PFUdA | B9H0026-BS1 OPR 0.125 | 1.41e4 | 74.4 | NO |

**Name: 190805M1_19, Date: 05-Aug-2019, Time: 13:39:50, ID: B9H0026-BLK1 Method Blank 0.125, Description: Method Blank**

| | # | Name | ID | Area | %Rec | Area Out |
|---|---|---|---|---|---|---|
| 1 | 1 | 13C4-PFBA | B9H0026-BLK1 Method Blank 0.125 | 6.21e3 | 95.7 | NO |
| 2 | 2 | 13C5-PFHxA | B9H0026-BLK1 Method Blank 0.125 | 9.78e3 | 68.1 | NO |
| 3 | 3 | 18O2-PFHxS | B9H0026-BLK1 Method Blank 0.125 | 6.25e2 | 65.5 | NO |
| 4 | 4 | 13C8-PFOA | B9H0026-BLK1 Method Blank 0.125 | 1.51e4 | 67.2 | NO |
| 5 | 5 | 13C9-PFNA | B9H0026-BLK1 Method Blank 0.125 | 8.99e3 | 71.0 | NO |
| 6 | 6 | 13C4-PFOS | B9H0026-BLK1 Method Blank 0.125 | 1.42e3 | 63.3 | NO |
| 7 | 7 | 13C6-PFDA | B9H0026-BLK1 Method Blank 0.125 | 1.26e4 | 81.8 | NO |
| 8 | 8 | 13C7-PFUdA | B9H0026-BLK1 Method Blank 0.125 | 1.32e4 | 69.3 | NO |

**Name: 190805M1_20, Date: 05-Aug-2019, Time: 13:50:29, ID: 1902290-05RE1 DPH-MW4-17 0.11115, Description: DPH-MW4-17**

| | # | Name | ID | Area | %Rec | Area Out |
|---|---|---|---|---|---|---|
| 1 | 1 | 13C4-PFBA | 1902290-05RE1 DPH-MW4-17 0.11115 | 4.96e3 | 76.4 | NO |
| 2 | 2 | 13C5-PFHxA | 1902290-05RE1 DPH-MW4-17 0.11115 | 7.84e3 | 54.6 | NO |
| 3 | 3 | 18O2-PFHxS | 1902290-05RE1 DPH-MW4-17 0.11115 | 5.79e2 | 60.7 | NO |
| 4 | 4 | 13C8-PFOA | 1902290-05RE1 DPH-MW4-17 0.11115 | 1.21e4 | 53.8 | NO |
| 5 | 5 | 13C9-PFNA | 1902290-05RE1 DPH-MW4-17 0.11115 | 7.28e3 | 57.5 | NO |
| 6 | 6 | 13C4-PFOS | 1902290-05RE1 DPH-MW4-17 0.11115 | 1.14e3 | 50.8 | NO |
| 7 | 7 | 13C6-PFDA | 1902290-05RE1 DPH-MW4-17 0.11115 | 1.10e4 | 71.1 | NO |
| 8 | 8 | 13C7-PFUdA | 1902290-05RE1 DPH-MW4-17 0.11115 | 1.18e4 | 62.3 | NO |

**Name: 190805M1_21, Date: 05-Aug-2019, Time: 14:00:59, ID: IPA, Description: IPA**

| | # | Name | ID | Area | %Rec | Area Out |
|---|---|---|---|---|---|---|
| 1 | 1 | 13C4-PFBA | IPA | | | NO |
| 2 | 2 | 13C5-PFHxA | IPA | | | NO |
| 3 | 3 | 18O2-PFHxS | IPA | | | NO |
| 4 | 4 | 13C8-PFOA | IPA | | | NO |
| 5 | 5 | 13C9-PFNA | IPA | | | NO |
| 6 | 6 | 13C4-PFOS | IPA | | | NO |
| 7 | 7 | 13C6-PFDA | IPA | | | NO |
| 8 | 8 | 13C7-PFUdA | IPA | | | NO |

Dataset: Untitled

Last Altered: Tuesday, August 06, 2019 10:06:50 Pacific Daylight Time
Printed: Tuesday, August 06, 2019 10:11:40 Pacific Daylight Time

**Name: 190805M1_22, Date: 05-Aug-2019, Time: 14:11:37, ID: ST190805M1-2 PFC CS3 19G2306, Description: PFC CS3 19G2006**

| | # | Name | ID | Area | %Rec | Area Out |
|---|---|---|---|---|---|---|
| 1 | 1 | 13C4-PFBA | ST190805M1-2 PFC CS3 19G2306 | 6.44e3 | 99.3 | NO |
| 2 | 2 | 13C5-PFHxA | ST190805M1-2 PFC CS3 19G2306 | 1.53e4 | 106.4 | NO |
| 3 | 3 | 18O2-PFHxS | ST190805M1-2 PFC CS3 19G2306 | 9.75e2 | 102.2 | NO |
| 4 | 4 | 13C8-PFOA | ST190805M1-2 PFC CS3 19G2306 | 2.23e4 | 99.1 | NO |
| 5 | 5 | 13C9-PFNA | ST190805M1-2 PFC CS3 19G2306 | 1.20e4 | 94.9 | NO |
| 6 | 6 | 13C4-PFOS | ST190805M1-2 PFC CS3 19G2306 | 2.21e3 | 98.5 | NO |
| 7 | 7 | 13C6-PFDA | ST190805M1-2 PFC CS3 19G2306 | 1.57e4 | 101.8 | NO |
| 8 | 8 | 13C7-PFUdA | ST190805M1-2 PFC CS3 19G2306 | 1.91e4 | 100.4 | NO |

**Name: 190805M1_23, Date: 05-Aug-2019, Time: 14:22:16, ID: IPA, Description: IPA**

| | # | Name | ID | Area | %Rec | Area Out |
|---|---|---|---|---|---|---|
| 1 | 1 | 13C4-PFBA | IPA | | | NO |
| 2 | 2 | 13C5-PFHxA | IPA | | | NO |
| 3 | 3 | 18O2-PFHxS | IPA | | | NO |
| 4 | 4 | 13C8-PFOA | IPA | | | NO |
| 5 | 5 | 13C9-PFNA | IPA | | | NO |
| 6 | 6 | 13C4-PFOS | IPA | | | NO |
| 7 | 7 | 13C6-PFDA | IPA | | | NO |
| 8 | 8 | 13C7-PFUdA | IPA | | | NO |

**Name: 190805M1_24, Date: 05-Aug-2019, Time: 14:32:51, ID: B9G0264-BS1 OPR 1, Description: OPR**

| | # | Name | ID | Area | %Rec | Area Out |
|---|---|---|---|---|---|---|
| 1 | 1 | 13C4-PFBA | B9G0264-BS1 OPR 1 | 7.37e3 | 113.6 | NO |
| 2 | 2 | 13C5-PFHxA | B9G0264-BS1 OPR 1 | 1.14e4 | 79.6 | NO |
| 3 | 3 | 18O2-PFHxS | B9G0264-BS1 OPR 1 | 8.90e2 | 93.2 | NO |
| 4 | 4 | 13C8-PFOA | B9G0264-BS1 OPR 1 | 1.95e4 | 86.6 | NO |
| 5 | 5 | 13C9-PFNA | B9G0264-BS1 OPR 1 | 1.06e4 | 84.1 | NO |
| 6 | 6 | 13C4-PFOS | B9G0264-BS1 OPR 1 | 1.93e3 | 85.8 | NO |
| 7 | 7 | 13C6-PFDA | B9G0264-BS1 OPR 1 | 1.65e4 | 106.4 | NO |
| 8 | 8 | 13C7-PFUdA | B9G0264-BS1 OPR 1 | 1.73e4 | 91.0 | NO |

**Name: 190805M1_25, Date: 05-Aug-2019, Time: 14:43:26, ID: B9G0264-MS1 Matrix Spike 1.01, Description: Matrix Spike**

| | # | Name | ID | Area | %Rec | Area Out |
|---|---|---|---|---|---|---|
| 1 | 1 | 13C4-PFBA | B9G0264-MS1 Matrix Spike 1.01 | 7.06e3 | 108.8 | NO |
| 2 | 2 | 13C5-PFHxA | B9G0264-MS1 Matrix Spike 1.01 | 1.18e4 | 82.0 | NO |
| 3 | 3 | 18O2-PFHxS | B9G0264-MS1 Matrix Spike 1.01 | 8.19e2 | 85.8 | NO |
| 4 | 4 | 13C8-PFOA | B9G0264-MS1 Matrix Spike 1.01 | 1.77e4 | 78.7 | NO |
| 5 | 5 | 13C9-PFNA | B9G0264-MS1 Matrix Spike 1.01 | 1.01e4 | 80.0 | NO |
| 6 | 6 | 13C4-PFOS | B9G0264-MS1 Matrix Spike 1.01 | 1.86e3 | 82.9 | NO |
| 7 | 7 | 13C6-PFDA | B9G0264-MS1 Matrix Spike 1.01 | 1.65e4 | 106.8 | NO |
| 8 | 8 | 13C7-PFUdA | B9G0264-MS1 Matrix Spike 1.01 | 1.65e4 | 87.0 | NO |

Dataset: Untitled

Last Altered: Tuesday, August 06, 2019 10:06:50 Pacific Daylight Time
Printed: Tuesday, August 06, 2019 10:11:40 Pacific Daylight Time

**Name: 190805M1_26, Date: 05-Aug-2019, Time: 14:54:05, ID: B9G0264-MSD1 Matrix Spike Dup 1.02, Description: Matrix Spike Dup**

| | # | Name | ID | Area | %Rec | Area Out |
|---|---|---|---|---|---|---|
| 1 | 1 | 13C4-PFBA | B9G0264-MSD1 Matrix Spike Dup 1.02 | 6.77e3 | 104.4 | NO |
| 2 | 2 | 13C5-PFHxA | B9G0264-MSD1 Matrix Spike Dup 1.02 | 1.08e4 | 75.3 | NO |
| 3 | 3 | 18O2-PFHxS | B9G0264-MSD1 Matrix Spike Dup 1.02 | 8.69e2 | 91.1 | NO |
| 4 | 4 | 13C8-PFOA | B9G0264-MSD1 Matrix Spike Dup 1.02 | 1.67e4 | 74.3 | NO |
| 5 | 5 | 13C9-PFNA | B9G0264-MSD1 Matrix Spike Dup 1.02 | 9.73e3 | 76.9 | NO |
| 6 | 6 | 13C4-PFOS | B9G0264-MSD1 Matrix Spike Dup 1.02 | 2.05e3 | 91.4 | NO |
| 7 | 7 | 13C6-PFDA | B9G0264-MSD1 Matrix Spike Dup 1.02 | 1.65e4 | 106.5 | NO |
| 8 | 8 | 13C7-PFUdA | B9G0264-MSD1 Matrix Spike Dup 1.02 | 1.67e4 | 87.7 | NO |

**Name: 190805M1_27, Date: 05-Aug-2019, Time: 15:04:38, ID: B9G0264-BLK1 Method Blank 1, Description: Method Blank**

| | # | Name | ID | Area | %Rec | Area Out |
|---|---|---|---|---|---|---|
| 1 | 1 | 13C4-PFBA | B9G0264-BLK1 Method Blank 1 | 6.12e3 | 94.4 | NO |
| 2 | 2 | 13C5-PFHxA | B9G0264-BLK1 Method Blank 1 | 9.84e3 | 68.5 | NO |
| 3 | 3 | 18O2-PFHxS | B9G0264-BLK1 Method Blank 1 | 8.00e2 | 83.8 | NO |
| 4 | 4 | 13C8-PFOA | B9G0264-BLK1 Method Blank 1 | 1.65e4 | 73.4 | NO |
| 5 | 5 | 13C9-PFNA | B9G0264-BLK1 Method Blank 1 | 9.86e3 | 77.9 | NO |
| 6 | 6 | 13C4-PFOS | B9G0264-BLK1 Method Blank 1 | 1.70e3 | 75.8 | NO |
| 7 | 7 | 13C6-PFDA | B9G0264-BLK1 Method Blank 1 | 1.56e4 | 100.8 | NO |
| 8 | 8 | 13C7-PFUdA | B9G0264-BLK1 Method Blank 1 | 1.58e4 | 83.0 | NO |

**Name: 190805M1_28, Date: 05-Aug-2019, Time: 15:15:16, ID: 1902189-01 SAOA-B03-SO-5-5.5 1.08, Description: SAOA-B03-SO-5-5.5**

| | # | Name | ID | Area | %Rec | Area Out |
|---|---|---|---|---|---|---|
| 1 | 1 | 13C4-PFBA | 1902189-01 SAOA-B03-SO-5-5.5 1.08 | 7.87e3 | 121.3 | NO |
| 2 | 2 | 13C5-PFHxA | 1902189-01 SAOA-B03-SO-5-5.5 1.08 | 1.15e4 | 80.4 | NO |
| 3 | 3 | 18O2-PFHxS | 1902189-01 SAOA-B03-SO-5-5.5 1.08 | 7.45e2 | 78.1 | NO |
| 4 | 4 | 13C8-PFOA | 1902189-01 SAOA-B03-SO-5-5.5 1.08 | 1.85e4 | 82.4 | NO |
| 5 | 5 | 13C9-PFNA | 1902189-01 SAOA-B03-SO-5-5.5 1.08 | 1.09e4 | 86.2 | NO |
| 6 | 6 | 13C4-PFOS | 1902189-01 SAOA-B03-SO-5-5.5 1.08 | 1.83e3 | 81.3 | NO |
| 7 | 7 | 13C6-PFDA | 1902189-01 SAOA-B03-SO-5-5.5 1.08 | 1.66e4 | 107.6 | NO |
| 8 | 8 | 13C7-PFUdA | 1902189-01 SAOA-B03-SO-5-5.5 1.08 | 1.61e4 | 84.6 | NO |

**Name: 190805M1_29, Date: 05-Aug-2019, Time: 15:25:49, ID: 1902189-02 SAOA-B03-SO-20-20.5 1.21, Description: SAOA-B03-SO-20-20.5**

| | # | Name | ID | Area | %Rec | Area Out |
|---|---|---|---|---|---|---|
| 1 | 1 | 13C4-PFBA | 1902189-02 SAOA-B03-SO-20-20.5 1.21 | 7.10e3 | 109.4 | NO |
| 2 | 2 | 13C5-PFHxA | 1902189-02 SAOA-B03-SO-20-20.5 1.21 | 1.12e4 | 78.0 | NO |
| 3 | 3 | 18O2-PFHxS | 1902189-02 SAOA-B03-SO-20-20.5 1.21 | 8.97e2 | 94.0 | NO |
| 4 | 4 | 13C8-PFOA | 1902189-02 SAOA-B03-SO-20-20.5 1.21 | 1.82e4 | 80.8 | NO |
| 5 | 5 | 13C9-PFNA | 1902189-02 SAOA-B03-SO-20-20.5 1.21 | 1.07e4 | 84.4 | NO |
| 6 | 6 | 13C4-PFOS | 1902189-02 SAOA-B03-SO-20-20.5 1.21 | 1.69e3 | 75.0 | NO |
| 7 | 7 | 13C6-PFDA | 1902189-02 SAOA-B03-SO-20-20.5 1.21 | 1.63e4 | 105.6 | NO |
| 8 | 8 | 13C7-PFUdA | 1902189-02 SAOA-B03-SO-20-20.5 1.21 | 1.67e4 | 87.8 | NO |

Dataset: Untitled

Last Altered: Tuesday, August 06, 2019 10:06:50 Pacific Daylight Time
Printed: Tuesday, August 06, 2019 10:11:40 Pacific Daylight Time

**Name: 190805M1_30, Date: 05-Aug-2019, Time: 15:36:27, ID: 1902189-03 SAOA-B03-SO-56-56.5 1.18, Description: SAOA-B03-SO-56-56.5**

| | # | Name | ID | Area | %Rec | Area Out |
|---|---|---|---|---|---|---|
| 1 | 1 | 13C4-PFBA | 1902189-03 SAOA-B03-SO-56-56.5 1.18 | 6.91e3 | 106.5 | NO |
| 2 | 2 | 13C5-PFHxA | 1902189-03 SAOA-B03-SO-56-56.5 1.18 | 1.12e4 | 78.1 | NO |
| 3 | 3 | 18O2-PFHxS | 1902189-03 SAOA-B03-SO-56-56.5 1.18 | 8.76e2 | 91.8 | NO |
| 4 | 4 | 13C8-PFOA | 1902189-03 SAOA-B03-SO-56-56.5 1.18 | 1.78e4 | 79.2 | NO |
| 5 | 5 | 13C9-PFNA | 1902189-03 SAOA-B03-SO-56-56.5 1.18 | 1.03e4 | 81.4 | NO |
| 6 | 6 | 13C4-PFOS | 1902189-03 SAOA-B03-SO-56-56.5 1.18 | 1.75e3 | 77.7 | NO |
| 7 | 7 | 13C6-PFDA | 1902189-03 SAOA-B03-SO-56-56.5 1.18 | 1.57e4 | 101.7 | NO |
| 8 | 8 | 13C7-PFUdA | 1902189-03 SAOA-B03-SO-56-56.5 1.18 | 1.64e4 | 86.2 | NO |

**Name: 190805M1_31, Date: 05-Aug-2019, Time: 15:47:06, ID: 1902189-08 NON-B03-SO-1-1.5 1.03, Description: NON-B03-SO-1-1.5**

| | # | Name | ID | Area | %Rec | Area Out |
|---|---|---|---|---|---|---|
| 1 | 1 | 13C4-PFBA | 1902189-08 NON-B03-SO-1-1.5 1.03 | 8.11e3 | 125.0 | NO |
| 2 | 2 | 13C5-PFHxA | 1902189-08 NON-B03-SO-1-1.5 1.03 | 1.25e4 | 87.3 | NO |
| 3 | 3 | 18O2-PFHxS | 1902189-08 NON-B03-SO-1-1.5 1.03 | 7.94e2 | 83.3 | NO |
| 4 | 4 | 13C8-PFOA | 1902189-08 NON-B03-SO-1-1.5 1.03 | 1.98e4 | 88.2 | NO |
| 5 | 5 | 13C9-PFNA | 1902189-08 NON-B03-SO-1-1.5 1.03 | 1.08e4 | 85.0 | NO |
| 6 | 6 | 13C4-PFOS | 1902189-08 NON-B03-SO-1-1.5 1.03 | 1.79e3 | 79.9 | NO |
| 7 | 7 | 13C6-PFDA | 1902189-08 NON-B03-SO-1-1.5 1.03 | 1.72e4 | 111.1 | NO |
| 8 | 8 | 13C7-PFUdA | 1902189-08 NON-B03-SO-1-1.5 1.03 | 1.74e4 | 91.8 | NO |

**Name: 190805M1_32, Date: 05-Aug-2019, Time: 15:57:38, ID: 1902189-09 NON-B03-SO-15-15.5 1.07, Description: NON-B03-SO-15-15.5**

| | # | Name | ID | Area | %Rec | Area Out |
|---|---|---|---|---|---|---|
| 1 | 1 | 13C4-PFBA | 1902189-09 NON-B03-SO-15-15.5 1.07 | 7.79e3 | 120.1 | NO |
| 2 | 2 | 13C5-PFHxA | 1902189-09 NON-B03-SO-15-15.5 1.07 | 1.20e4 | 83.3 | NO |
| 3 | 3 | 18O2-PFHxS | 1902189-09 NON-B03-SO-15-15.5 1.07 | 7.43e2 | 77.8 | NO |
| 4 | 4 | 13C8-PFOA | 1902189-09 NON-B03-SO-15-15.5 1.07 | 1.85e4 | 82.3 | NO |
| 5 | 5 | 13C9-PFNA | 1902189-09 NON-B03-SO-15-15.5 1.07 | 1.09e4 | 86.3 | NO |
| 6 | 6 | 13C4-PFOS | 1902189-09 NON-B03-SO-15-15.5 1.07 | 1.72e3 | 76.5 | NO |
| 7 | 7 | 13C6-PFDA | 1902189-09 NON-B03-SO-15-15.5 1.07 | 1.68e4 | 109.0 | NO |
| 8 | 8 | 13C7-PFUdA | 1902189-09 NON-B03-SO-15-15.5 1.07 | 1.71e4 | 90.0 | NO |

**Name: 190805M1_33, Date: 05-Aug-2019, Time: 16:08:16, ID: 1902189-15 NAOA-B04-SO-69-69.5 1.17, Description: NAOA-B04-SO-69-69.5**

| | # | Name | ID | Area | %Rec | Area Out |
|---|---|---|---|---|---|---|
| 1 | 1 | 13C4-PFBA | 1902189-15 NAOA-B04-SO-69-69.5 1.17 | 8.79e3 | 135.5 | NO |
| 2 | 2 | 13C5-PFHxA | 1902189-15 NAOA-B04-SO-69-69.5 1.17 | 1.38e4 | 95.8 | NO |
| 3 | 3 | 18O2-PFHxS | 1902189-15 NAOA-B04-SO-69-69.5 1.17 | 9.84e2 | 103.2 | NO |
| 4 | 4 | 13C8-PFOA | 1902189-15 NAOA-B04-SO-69-69.5 1.17 | 2.14e4 | 95.2 | NO |
| 5 | 5 | 13C9-PFNA | 1902189-15 NAOA-B04-SO-69-69.5 1.17 | 1.21e4 | 95.2 | NO |
| 6 | 6 | 13C4-PFOS | 1902189-15 NAOA-B04-SO-69-69.5 1.17 | 1.87e3 | 83.4 | NO |
| 7 | 7 | 13C6-PFDA | 1902189-15 NAOA-B04-SO-69-69.5 1.17 | 1.77e4 | 114.7 | NO |
| 8 | 8 | 13C7-PFUdA | 1902189-15 NAOA-B04-SO-69-69.5 1.17 | 1.85e4 | 97.4 | NO |

Dataset: Untitled

Last Altered: Tuesday, August 06, 2019 10:06:50 Pacific Daylight Time
Printed: Tuesday, August 06, 2019 10:11:40 Pacific Daylight Time

**Name: 190805M1_34, Date: 05-Aug-2019, Time: 16:18:55, ID: 1902189-16 SAOA-B02-SO-5-5.5 1.18, Description: SAOA-B02-SO-5-5.5**

| | # | Name | ID | Area | %Rec | Area Out |
|---|---|---|---|---|---|---|
| 1 | 1 | 13C4-PFBA | 1902189-16 SAOA-B02-SO-5-5.5 1.18 | 8.29e3 | 127.8 | NO |
| 2 | 2 | 13C5-PFHxA | 1902189-16 SAOA-B02-SO-5-5.5 1.18 | 1.25e4 | 87.1 | NO |
| 3 | 3 | 18O2-PFHxS | 1902189-16 SAOA-B02-SO-5-5.5 1.18 | 7.26e2 | 76.1 | NO |
| 4 | 4 | 13C8-PFOA | 1902189-16 SAOA-B02-SO-5-5.5 1.18 | 1.92e4 | 85.6 | NO |
| 5 | 5 | 13C9-PFNA | 1902189-16 SAOA-B02-SO-5-5.5 1.18 | 1.01e4 | 79.8 | NO |
| 6 | 6 | 13C4-PFOS | 1902189-16 SAOA-B02-SO-5-5.5 1.18 | 1.61e3 | 71.8 | NO |
| 7 | 7 | 13C6-PFDA | 1902189-16 SAOA-B02-SO-5-5.5 1.18 | 1.71e4 | 110.7 | NO |
| 8 | 8 | 13C7-PFUdA | 1902189-16 SAOA-B02-SO-5-5.5 1.18 | 1.69e4 | 89.1 | NO |

**Name: 190805M1_35, Date: 05-Aug-2019, Time: 16:29:28, ID: 1902189-17 SAOA-B02-SO-20-20.5 1.13, Description: SAOA-B02-SO-20-20.5**

| | # | Name | ID | Area | %Rec | Area Out |
|---|---|---|---|---|---|---|
| 1 | 1 | 13C4-PFBA | 1902189-17 SAOA-B02-SO-20-20.5 1.13 | 7.29e3 | 112.4 | NO |
| 2 | 2 | 13C5-PFHxA | 1902189-17 SAOA-B02-SO-20-20.5 1.13 | 1.15e4 | 79.8 | NO |
| 3 | 3 | 18O2-PFHxS | 1902189-17 SAOA-B02-SO-20-20.5 1.13 | 6.92e2 | 72.5 | NO |
| 4 | 4 | 13C8-PFOA | 1902189-17 SAOA-B02-SO-20-20.5 1.13 | 1.68e4 | 74.9 | NO |
| 5 | 5 | 13C9-PFNA | 1902189-17 SAOA-B02-SO-20-20.5 1.13 | 1.02e4 | 80.8 | NO |
| 6 | 6 | 13C4-PFOS | 1902189-17 SAOA-B02-SO-20-20.5 1.13 | 1.47e3 | 65.3 | NO |
| 7 | 7 | 13C6-PFDA | 1902189-17 SAOA-B02-SO-20-20.5 1.13 | 1.61e4 | 104.0 | NO |
| 8 | 8 | 13C7-PFUdA | 1902189-17 SAOA-B02-SO-20-20.5 1.13 | 1.54e4 | 81.0 | NO |

**Name: 190805M1_36, Date: 05-Aug-2019, Time: 16:40:06, ID: 1902189-18 SAOA-B02-SO-56-56.5 1.28, Description: SAOA-B02-SO-56-56.5**

| | # | Name | ID | Area | %Rec | Area Out |
|---|---|---|---|---|---|---|
| 1 | 1 | 13C4-PFBA | 1902189-18 SAOA-B02-SO-56-56.5 1.28 | 7.36e3 | 113.5 | NO |
| 2 | 2 | 13C5-PFHxA | 1902189-18 SAOA-B02-SO-56-56.5 1.28 | 1.14e4 | 79.3 | NO |
| 3 | 3 | 18O2-PFHxS | 1902189-18 SAOA-B02-SO-56-56.5 1.28 | 7.95e2 | 83.4 | NO |
| 4 | 4 | 13C8-PFOA | 1902189-18 SAOA-B02-SO-56-56.5 1.28 | 1.72e4 | 76.6 | NO |
| 5 | 5 | 13C9-PFNA | 1902189-18 SAOA-B02-SO-56-56.5 1.28 | 1.02e4 | 80.6 | NO |
| 6 | 6 | 13C4-PFOS | 1902189-18 SAOA-B02-SO-56-56.5 1.28 | 1.68e3 | 74.7 | NO |
| 7 | 7 | 13C6-PFDA | 1902189-18 SAOA-B02-SO-56-56.5 1.28 | 1.59e4 | 103.0 | NO |
| 8 | 8 | 13C7-PFUdA | 1902189-18 SAOA-B02-SO-56-56.5 1.28 | 1.59e4 | 83.5 | NO |

**Name: 190805M1_37, Date: 05-Aug-2019, Time: 16:50:38, ID: IPA, Description: IPA**

| | # | Name | ID | Area | %Rec | Area Out |
|---|---|---|---|---|---|---|
| 1 | 1 | 13C4-PFBA | IPA | | | NO |
| 2 | 2 | 13C5-PFHxA | IPA | | | NO |
| 3 | 3 | 18O2-PFHxS | IPA | | | NO |
| 4 | 4 | 13C8-PFOA | IPA | | | NO |
| 5 | 5 | 13C9-PFNA | IPA | | | NO |
| 6 | 6 | 13C4-PFOS | IPA | | | NO |
| 7 | 7 | 13C6-PFDA | IPA | | | NO |
| 8 | 8 | 13C7-PFUdA | IPA | | | NO |

Dataset: Untitled

Last Altered: Tuesday, August 06, 2019 10:06:50 Pacific Daylight Time
Printed: Tuesday, August 06, 2019 10:11:40 Pacific Daylight Time

**Name: 190805M1_38, Date: 05-Aug-2019, Time: 17:01:16, ID: ST190805M1-3 PFC CS3 19G2306, Description: PFC CS3 19G2006**

| | # | Name | ID | Area | %Rec | Area Out |
|---|---|---|---|---|---|---|
| 1 | 1 | 13C4-PFBA | ST190805M1-3 PFC CS3 19G2306 | 6.52e3 | 100.5 | NO |
| 2 | 2 | 13C5-PFHxA | ST190805M1-3 PFC CS3 19G2306 | 1.57e4 | 109.4 | NO |
| 3 | 3 | 18O2-PFHxS | ST190805M1-3 PFC CS3 19G2306 | 1.06e3 | 110.9 | NO |
| 4 | 4 | 13C8-PFOA | ST190805M1-3 PFC CS3 19G2306 | 2.31e4 | 102.9 | NO |
| 5 | 5 | 13C9-PFNA | ST190805M1-3 PFC CS3 19G2306 | 1.26e4 | 99.7 | NO |
| 6 | 6 | 13C4-PFOS | ST190805M1-3 PFC CS3 19G2306 | 2.44e3 | 108.8 | NO |
| 7 | 7 | 13C6-PFDA | ST190805M1-3 PFC CS3 19G2306 | 1.60e4 | 103.5 | NO |
| 8 | 8 | 13C7-PFUdA | ST190805M1-3 PFC CS3 19G2306 | 1.94e4 | 102.3 | NO |

**Name: 190805M1_39, Date: 05-Aug-2019, Time: 17:11:49, ID: IPA, Description: IPA**

| | # | Name | ID | Area | %Rec | Area Out |
|---|---|---|---|---|---|---|
| 1 | 1 | 13C4-PFBA | IPA | | | NO |
| 2 | 2 | 13C5-PFHxA | IPA | | | NO |
| 3 | 3 | 18O2-PFHxS | IPA | | | NO |
| 4 | 4 | 13C8-PFOA | IPA | | | NO |
| 5 | 5 | 13C9-PFNA | IPA | | | NO |
| 6 | 6 | 13C4-PFOS | IPA | | | NO |
| 7 | 7 | 13C6-PFDA | IPA | | | NO |
| 8 | 8 | 13C7-PFUdA | IPA | | | NO |

**Name: 190805M1_40, Date: 05-Aug-2019, Time: 17:22:27, ID: B9H0005-BS1 OPR 1, Description: OPR**

| | # | Name | ID | Area | %Rec | Area Out |
|---|---|---|---|---|---|---|
| 1 | 1 | 13C4-PFBA | B9H0005-BS1 OPR 1 | 8.26e3 | 127.3 | NO |
| 2 | 2 | 13C5-PFHxA | B9H0005-BS1 OPR 1 | 1.28e4 | 89.3 | NO |
| 3 | 3 | 18O2-PFHxS | B9H0005-BS1 OPR 1 | 8.64e2 | 90.6 | NO |
| 4 | 4 | 13C8-PFOA | B9H0005-BS1 OPR 1 | 2.04e4 | 90.7 | NO |
| 5 | 5 | 13C9-PFNA | B9H0005-BS1 OPR 1 | 1.12e4 | 88.3 | NO |
| 6 | 6 | 13C4-PFOS | B9H0005-BS1 OPR 1 | 1.99e3 | 88.5 | NO |
| 7 | 7 | 13C6-PFDA | B9H0005-BS1 OPR 1 | 1.81e4 | 117.0 | NO |
| 8 | 8 | 13C7-PFUdA | B9H0005-BS1 OPR 1 | 1.74e4 | 91.9 | NO |

**Name: 190805M1_41, Date: 05-Aug-2019, Time: 17:33:00, ID: B9H0005-BLK1 Method Blank 1, Description: Method Blank**

| | # | Name | ID | Area | %Rec | Area Out |
|---|---|---|---|---|---|---|
| 1 | 1 | 13C4-PFBA | B9H0005-BLK1 Method Blank 1 | 7.39e3 | 114.0 | NO |
| 2 | 2 | 13C5-PFHxA | B9H0005-BLK1 Method Blank 1 | 1.15e4 | 79.9 | NO |
| 3 | 3 | 18O2-PFHxS | B9H0005-BLK1 Method Blank 1 | 7.80e2 | 81.7 | NO |
| 4 | 4 | 13C8-PFOA | B9H0005-BLK1 Method Blank 1 | 1.76e4 | 78.4 | NO |
| 5 | 5 | 13C9-PFNA | B9H0005-BLK1 Method Blank 1 | 9.69e3 | 76.6 | NO |
| 6 | 6 | 13C4-PFOS | B9H0005-BLK1 Method Blank 1 | 1.79e3 | 79.6 | NO |
| 7 | 7 | 13C6-PFDA | B9H0005-BLK1 Method Blank 1 | 1.58e4 | 102.4 | NO |
| 8 | 8 | 13C7-PFUdA | B9H0005-BLK1 Method Blank 1 | 1.62e4 | 85.1 | NO |

Dataset: Untitled

Last Altered: Tuesday, August 06, 2019 10:06:50 Pacific Daylight Time
Printed: Tuesday, August 06, 2019 10:11:40 Pacific Daylight Time

**Name: 190805M1_42, Date: 05-Aug-2019, Time: 17:43:38, ID: 1900655-01RE1 IA19-DU3-03042019-10-15-1 1.01, Description: IA19-DU3-03042019-10-15-1**

| | # | Name | ID | Area | %Rec | Area Out |
|---|---|---|---|---|---|---|
| 1 | 1 | 13C4-PFBA | 1900655-01RE1 IA19-DU3-03042019-1... | 7.83e3 | 120.7 | NO |
| 2 | 2 | 13C5-PFHxA | 1900655-01RE1 IA19-DU3-03042019-1... | 1.24e4 | 86.0 | NO |
| 3 | 3 | 18O2-PFHxS | 1900655-01RE1 IA19-DU3-03042019-1... | 9.22e2 | 96.7 | NO |
| 4 | 4 | 13C8-PFOA | 1900655-01RE1 IA19-DU3-03042019-1... | 1.89e4 | 84.3 | NO |
| 5 | 5 | 13C9-PFNA | 1900655-01RE1 IA19-DU3-03042019-1... | 1.10e4 | 87.0 | NO |
| 6 | 6 | 13C4-PFOS | 1900655-01RE1 IA19-DU3-03042019-1... | 1.89e3 | 84.2 | NO |
| 7 | 7 | 13C6-PFDA | 1900655-01RE1 IA19-DU3-03042019-1... | 1.64e4 | 106.2 | NO |
| 8 | 8 | 13C7-PFUdA | 1900655-01RE1 IA19-DU3-03042019-1... | 1.72e4 | 90.8 | NO |

**Name: 190805M1_43, Date: 05-Aug-2019, Time: 17:54:11, ID: 1900655-02RE1 IA19-DU2-03042019-10-25-1 1.03, Description: IA19-DU2-03042019-10-25-1**

| | # | Name | ID | Area | %Rec | Area Out |
|---|---|---|---|---|---|---|
| 1 | 1 | 13C4-PFBA | 1900655-02RE1 IA19-DU2-03042019-1... | 7.85e3 | 121.0 | NO |
| 2 | 2 | 13C5-PFHxA | 1900655-02RE1 IA19-DU2-03042019-1... | 1.30e4 | 90.5 | NO |
| 3 | 3 | 18O2-PFHxS | 1900655-02RE1 IA19-DU2-03042019-1... | 8.96e2 | 93.9 | NO |
| 4 | 4 | 13C8-PFOA | 1900655-02RE1 IA19-DU2-03042019-1... | 2.06e4 | 91.8 | NO |
| 5 | 5 | 13C9-PFNA | 1900655-02RE1 IA19-DU2-03042019-1... | 1.14e4 | 89.9 | NO |
| 6 | 6 | 13C4-PFOS | 1900655-02RE1 IA19-DU2-03042019-1... | 1.83e3 | 81.7 | NO |
| 7 | 7 | 13C6-PFDA | 1900655-02RE1 IA19-DU2-03042019-1... | 1.81e4 | 117.4 | NO |
| 8 | 8 | 13C7-PFUdA | 1900655-02RE1 IA19-DU2-03042019-1... | 1.84e4 | 97.1 | NO |

**Name: 190805M1_44, Date: 05-Aug-2019, Time: 18:04:49, ID: 1900655-03RE1 IA19-DU2-03042019-10-25-2 1, Description: IA19-DU2-03042019-10-25-2**

| | # | Name | ID | Area | %Rec | Area Out |
|---|---|---|---|---|---|---|
| 1 | 1 | 13C4-PFBA | 1900655-03RE1 IA19-DU2-03042019-1... | 8.20e3 | 126.4 | NO |
| 2 | 2 | 13C5-PFHxA | 1900655-03RE1 IA19-DU2-03042019-1... | 1.30e4 | 90.7 | NO |
| 3 | 3 | 18O2-PFHxS | 1900655-03RE1 IA19-DU2-03042019-1... | 9.15e2 | 95.9 | NO |
| 4 | 4 | 13C8-PFOA | 1900655-03RE1 IA19-DU2-03042019-1... | 2.02e4 | 90.0 | NO |
| 5 | 5 | 13C9-PFNA | 1900655-03RE1 IA19-DU2-03042019-1... | 1.20e4 | 94.9 | NO |
| 6 | 6 | 13C4-PFOS | 1900655-03RE1 IA19-DU2-03042019-1... | 1.91e3 | 85.2 | NO |
| 7 | 7 | 13C6-PFDA | 1900655-03RE1 IA19-DU2-03042019-1... | 1.86e4 | 120.4 | NO |
| 8 | 8 | 13C7-PFUdA | 1900655-03RE1 IA19-DU2-03042019-1... | 1.86e4 | 97.9 | NO |

**Name: 190805M1_45, Date: 05-Aug-2019, Time: 18:15:28, ID: 1900655-04RE1 IA19-DU2-03042019-10-25-3 1, Description: IA19-DU2-03042019-10-25-3**

| | # | Name | ID | Area | %Rec | Area Out |
|---|---|---|---|---|---|---|
| 1 | 1 | 13C4-PFBA | 1900655-04RE1 IA19-DU2-03042019-1... | 8.07e3 | 124.4 | NO |
| 2 | 2 | 13C5-PFHxA | 1900655-04RE1 IA19-DU2-03042019-1... | 1.30e4 | 90.7 | NO |
| 3 | 3 | 18O2-PFHxS | 1900655-04RE1 IA19-DU2-03042019-1... | 8.44e2 | 88.5 | NO |
| 4 | 4 | 13C8-PFOA | 1900655-04RE1 IA19-DU2-03042019-1... | 1.89e4 | 84.0 | NO |
| 5 | 5 | 13C9-PFNA | 1900655-04RE1 IA19-DU2-03042019-1... | 1.16e4 | 91.3 | NO |
| 6 | 6 | 13C4-PFOS | 1900655-04RE1 IA19-DU2-03042019-1... | 1.97e3 | 87.7 | NO |
| 7 | 7 | 13C6-PFDA | 1900655-04RE1 IA19-DU2-03042019-1... | 1.66e4 | 107.7 | NO |
| 8 | 8 | 13C7-PFUdA | 1900655-04RE1 IA19-DU2-03042019-1... | 1.78e4 | 93.7 | NO |

Dataset: Untitled

Last Altered: Tuesday, August 06, 2019 10:06:50 Pacific Daylight Time
Printed: Tuesday, August 06, 2019 10:11:40 Pacific Daylight Time

**Name: 190805M1_46, Date: 05-Aug-2019, Time: 18:26:01, ID: 1900655-05RE1 IA2-DU3-03042019-12-40-1 1.01, Description: IA2-DU3-03042019-12-40-1**

| | # | Name | ID | Area | %Rec | Area Out |
|---|---|---|---|---|---|---|
| 1 | 1 | 13C4-PFBA | 1900655-05RE1 IA2-DU3-03042019-12... | 7.43e3 | 114.5 | NO |
| 2 | 2 | 13C5-PFHxA | 1900655-05RE1 IA2-DU3-03042019-12... | 1.21e4 | 84.0 | NO |
| 3 | 3 | 18O2-PFHxS | 1900655-05RE1 IA2-DU3-03042019-12... | 8.06e2 | 84.4 | NO |
| 4 | 4 | 13C8-PFOA | 1900655-05RE1 IA2-DU3-03042019-12... | 1.92e4 | 85.4 | NO |
| 5 | 5 | 13C9-PFNA | 1900655-05RE1 IA2-DU3-03042019-12... | 1.04e4 | 81.9 | NO |
| 6 | 6 | 13C4-PFOS | 1900655-05RE1 IA2-DU3-03042019-12... | 1.85e3 | 82.2 | NO |
| 7 | 7 | 13C6-PFDA | 1900655-05RE1 IA2-DU3-03042019-12... | 1.64e4 | 106.4 | NO |
| 8 | 8 | 13C7-PFUdA | 1900655-05RE1 IA2-DU3-03042019-12... | 1.64e4 | 86.3 | NO |

**Name: 190805M1_47, Date: 05-Aug-2019, Time: 18:36:39, ID: 1900655-06RE1 IA19-DU1-03042019-11-05-1 1.02, Description: IA19-DU1-03042019-11-05-1**

| | # | Name | ID | Area | %Rec | Area Out |
|---|---|---|---|---|---|---|
| 1 | 1 | 13C4-PFBA | 1900655-06RE1 IA19-DU1-03042019-1... | 7.41e3 | 114.3 | NO |
| 2 | 2 | 13C5-PFHxA | 1900655-06RE1 IA19-DU1-03042019-1... | 1.22e4 | 84.7 | NO |
| 3 | 3 | 18O2-PFHxS | 1900655-06RE1 IA19-DU1-03042019-1... | 8.33e2 | 87.3 | NO |
| 4 | 4 | 13C8-PFOA | 1900655-06RE1 IA19-DU1-03042019-1... | 1.86e4 | 82.6 | NO |
| 5 | 5 | 13C9-PFNA | 1900655-06RE1 IA19-DU1-03042019-1... | 1.03e4 | 81.1 | NO |
| 6 | 6 | 13C4-PFOS | 1900655-06RE1 IA19-DU1-03042019-1... | 1.74e3 | 77.4 | NO |
| 7 | 7 | 13C6-PFDA | 1900655-06RE1 IA19-DU1-03042019-1... | 1.71e4 | 110.7 | NO |
| 8 | 8 | 13C7-PFUdA | 1900655-06RE1 IA19-DU1-03042019-1... | 1.66e4 | 87.4 | NO |

**Name: 190805M1_48, Date: 05-Aug-2019, Time: 18:47:12, ID: 1900716-03RE1 IA22-DU1-10042019-12-40-1 1.02, Description: IA22-DU1-10042019-12-40-1**

| | # | Name | ID | Area | %Rec | Area Out |
|---|---|---|---|---|---|---|
| 1 | 1 | 13C4-PFBA | 1900716-03RE1 IA22-DU1-10042019-1... | 7.58e3 | 116.9 | NO |
| 2 | 2 | 13C5-PFHxA | 1900716-03RE1 IA22-DU1-10042019-1... | 1.19e4 | 83.0 | NO |
| 3 | 3 | 18O2-PFHxS | 1900716-03RE1 IA22-DU1-10042019-1... | 9.19e2 | 96.3 | NO |
| 4 | 4 | 13C8-PFOA | 1900716-03RE1 IA22-DU1-10042019-1... | 1.90e4 | 84.7 | NO |
| 5 | 5 | 13C9-PFNA | 1900716-03RE1 IA22-DU1-10042019-1... | 1.04e4 | 82.4 | NO |
| 6 | 6 | 13C4-PFOS | 1900716-03RE1 IA22-DU1-10042019-1... | 1.82e3 | 81.0 | NO |
| 7 | 7 | 13C6-PFDA | 1900716-03RE1 IA22-DU1-10042019-1... | 1.75e4 | 113.4 | NO |
| 8 | 8 | 13C7-PFUdA | 1900716-03RE1 IA22-DU1-10042019-1... | 1.73e4 | 91.3 | NO |

**Name: 190805M1_49, Date: 05-Aug-2019, Time: 18:57:50, ID: 1900716-04RE1 IA22-DU2-10042019-13-30-1 1, Description: IA22-DU2-10042019-13-30-1**

| | # | Name | ID | Area | %Rec | Area Out |
|---|---|---|---|---|---|---|
| 1 | 1 | 13C4-PFBA | 1900716-04RE1 IA22-DU2-10042019-1... | 8.12e3 | 125.1 | NO |
| 2 | 2 | 13C5-PFHxA | 1900716-04RE1 IA22-DU2-10042019-1... | 1.28e4 | 88.9 | NO |
| 3 | 3 | 18O2-PFHxS | 1900716-04RE1 IA22-DU2-10042019-1... | 9.35e2 | 98.0 | NO |
| 4 | 4 | 13C8-PFOA | 1900716-04RE1 IA22-DU2-10042019-1... | 2.01e4 | 89.3 | NO |
| 5 | 5 | 13C9-PFNA | 1900716-04RE1 IA22-DU2-10042019-1... | 1.16e4 | 91.3 | NO |
| 6 | 6 | 13C4-PFOS | 1900716-04RE1 IA22-DU2-10042019-1... | 1.85e3 | 82.3 | NO |
| 7 | 7 | 13C6-PFDA | 1900716-04RE1 IA22-DU2-10042019-1... | 1.77e4 | 114.8 | NO |
| 8 | 8 | 13C7-PFUdA | 1900716-04RE1 IA22-DU2-10042019-1... | 1.78e4 | 93.5 | NO |

Dataset: Untitled

Last Altered: Tuesday, August 06, 2019 10:06:50 Pacific Daylight Time
Printed: Tuesday, August 06, 2019 10:11:40 Pacific Daylight Time

**Name: 190805M1_50, Date: 05-Aug-2019, Time: 19:08:22, ID: 1901614-01RE1 IA-1-DU7R-14062019-09-35-1 1.02, Description: IA-1-DU7R-14062019-09-35-1**

| | # | Name | ID | Area | %Rec | Area Out |
|---|---|---|---|---|---|---|
| 1 | 1 | 13C4-PFBA | 1901614-01RE1 IA-1-DU7R-14062019-... | 8.05e3 | 124.1 | NO |
| 2 | 2 | 13C5-PFHxA | 1901614-01RE1 IA-1-DU7R-14062019-... | 1.24e4 | 86.2 | NO |
| 3 | 3 | 18O2-PFHxS | 1901614-01RE1 IA-1-DU7R-14062019-... | 8.87e2 | 93.0 | NO |
| 4 | 4 | 13C8-PFOA | 1901614-01RE1 IA-1-DU7R-14062019-... | 2.00e4 | 89.1 | NO |
| 5 | 5 | 13C9-PFNA | 1901614-01RE1 IA-1-DU7R-14062019-... | 1.12e4 | 88.4 | NO |
| 6 | 6 | 13C4-PFOS | 1901614-01RE1 IA-1-DU7R-14062019-... | 1.83e3 | 81.7 | NO |
| 7 | 7 | 13C6-PFDA | 1901614-01RE1 IA-1-DU7R-14062019-... | 1.76e4 | 113.6 | NO |
| 8 | 8 | 13C7-PFUdA | 1901614-01RE1 IA-1-DU7R-14062019-... | 1.81e4 | 95.4 | NO |

**Name: 190805M1_51, Date: 05-Aug-2019, Time: 19:19:00, ID: 1901614-02RE1 IA-1-DU1R-14062019-10-50-1 1.02, Description: IA-1-DU1R-14062019-10-50-1**

| | # | Name | ID | Area | %Rec | Area Out |
|---|---|---|---|---|---|---|
| 1 | 1 | 13C4-PFBA | 1901614-02RE1 IA-1-DU1R-14062019-... | 7.49e3 | 115.4 | NO |
| 2 | 2 | 13C5-PFHxA | 1901614-02RE1 IA-1-DU1R-14062019-... | 1.28e4 | 88.8 | NO |
| 3 | 3 | 18O2-PFHxS | 1901614-02RE1 IA-1-DU1R-14062019-... | 8.39e2 | 87.9 | NO |
| 4 | 4 | 13C8-PFOA | 1901614-02RE1 IA-1-DU1R-14062019-... | 1.85e4 | 82.2 | NO |
| 5 | 5 | 13C9-PFNA | 1901614-02RE1 IA-1-DU1R-14062019-... | 1.03e4 | 81.3 | NO |
| 6 | 6 | 13C4-PFOS | 1901614-02RE1 IA-1-DU1R-14062019-... | 1.67e3 | 74.3 | NO |
| 7 | 7 | 13C6-PFDA | 1901614-02RE1 IA-1-DU1R-14062019-... | 1.71e4 | 110.5 | NO |
| 8 | 8 | 13C7-PFUdA | 1901614-02RE1 IA-1-DU1R-14062019-... | 1.74e4 | 91.8 | NO |

**Name: 190805M1_52, Date: 05-Aug-2019, Time: 19:29:33, ID: IPA, Description: IPA**

| | # | Name | ID | Area | %Rec | Area Out |
|---|---|---|---|---|---|---|
| 1 | 1 | 13C4-PFBA | IPA | | | NO |
| 2 | 2 | 13C5-PFHxA | IPA | | | NO |
| 3 | 3 | 18O2-PFHxS | IPA | | | NO |
| 4 | 4 | 13C8-PFOA | IPA | | | NO |
| 5 | 5 | 13C9-PFNA | IPA | | | NO |
| 6 | 6 | 13C4-PFOS | IPA | | | NO |
| 7 | 7 | 13C6-PFDA | IPA | | | NO |
| 8 | 8 | 13C7-PFUdA | IPA | | | NO |

**Name: 190805M1_53, Date: 05-Aug-2019, Time: 19:40:11, ID: ST190805M1-4 PFC CS3 19G2306, Description: PFC CS3 19G2006**

| | # | Name | ID | Area | %Rec | Area Out |
|---|---|---|---|---|---|---|
| 1 | 1 | 13C4-PFBA | ST190805M1-4 PFC CS3 19G2306 | 6.40e3 | 98.7 | NO |
| 2 | 2 | 13C5-PFHxA | ST190805M1-4 PFC CS3 19G2306 | 1.54e4 | 107.2 | NO |
| 3 | 3 | 18O2-PFHxS | ST190805M1-4 PFC CS3 19G2306 | 8.96e2 | 93.9 | NO |
| 4 | 4 | 13C8-PFOA | ST190805M1-4 PFC CS3 19G2306 | 2.20e4 | 98.1 | NO |
| 5 | 5 | 13C9-PFNA | ST190805M1-4 PFC CS3 19G2306 | 1.29e4 | 101.9 | NO |
| 6 | 6 | 13C4-PFOS | ST190805M1-4 PFC CS3 19G2306 | 2.19e3 | 97.6 | NO |
| 7 | 7 | 13C6-PFDA | ST190805M1-4 PFC CS3 19G2306 | 1.59e4 | 103.1 | NO |
| 8 | 8 | 13C7-PFUdA | ST190805M1-4 PFC CS3 19G2306 | 1.88e4 | 99.0 | NO |

Dataset: Untitled

Last Altered: Tuesday, August 06, 2019 10:06:50 Pacific Daylight Time
Printed: Tuesday, August 06, 2019 10:11:40 Pacific Daylight Time

**Name: 190805M1_54, Date: 05-Aug-2019, Time: 19:50:50, ID: IPA, Description: IPA**

| | # | Name | ID | Area | %Rec | Area Out |
|---|---|---|---|---|---|---|
| 1 | 1 | 13C4-PFBA | IPA | | | NO |
| 2 | 2 | 13C5-PFHxA | IPA | | | NO |
| 3 | 3 | 18O2-PFHxS | IPA | | | NO |
| 4 | 4 | 13C8-PFOA | IPA | | | NO |
| 5 | 5 | 13C9-PFNA | IPA | | | NO |
| 6 | 6 | 13C4-PFOS | IPA | | | NO |
| 7 | 7 | 13C6-PFDA | IPA | | | NO |
| 8 | 8 | 13C7-PFUdA | IPA | | | NO |

**Name: 190805M1_55, Date: 05-Aug-2019, Time: 20:01:23, ID: 1901614-03RE1 IA-1-DU3R-14062019-12-15-1 1.01, Description: IA-1-DU3R-14062019-12-15-1**

| | # | Name | ID | Area | %Rec | Area Out |
|---|---|---|---|---|---|---|
| 1 | 1 | 13C4-PFBA | 1901614-03RE1 IA-1-DU3R-14062019-... | 7.21e3 | 111.1 | NO |
| 2 | 2 | 13C5-PFHxA | 1901614-03RE1 IA-1-DU3R-14062019-... | 1.14e4 | 79.6 | NO |
| 3 | 3 | 18O2-PFHxS | 1901614-03RE1 IA-1-DU3R-14062019-... | 7.81e2 | 81.8 | NO |
| 4 | 4 | 13C8-PFOA | 1901614-03RE1 IA-1-DU3R-14062019-... | 1.77e4 | 78.6 | NO |
| 5 | 5 | 13C9-PFNA | 1901614-03RE1 IA-1-DU3R-14062019-... | 1.02e4 | 80.9 | NO |
| 6 | 6 | 13C4-PFOS | 1901614-03RE1 IA-1-DU3R-14062019-... | 1.74e3 | 77.5 | NO |
| 7 | 7 | 13C6-PFDA | 1901614-03RE1 IA-1-DU3R-14062019-... | 1.54e4 | 99.7 | NO |
| 8 | 8 | 13C7-PFUdA | 1901614-03RE1 IA-1-DU3R-14062019-... | 1.56e4 | 82.4 | NO |

**Name: 190805M1_56, Date: 05-Aug-2019, Time: 20:12:01, ID: 1901614-04RE1 IA-1-DU3R-14062019-12-15-2 1.01, Description: IA-1-DU3R-14062019-12-15-2**

| | # | Name | ID | Area | %Rec | Area Out |
|---|---|---|---|---|---|---|
| 1 | 1 | 13C4-PFBA | 1901614-04RE1 IA-1-DU3R-14062019-... | 7.49e3 | 115.5 | NO |
| 2 | 2 | 13C5-PFHxA | 1901614-04RE1 IA-1-DU3R-14062019-... | 1.17e4 | 81.4 | NO |
| 3 | 3 | 18O2-PFHxS | 1901614-04RE1 IA-1-DU3R-14062019-... | 7.57e2 | 79.4 | NO |
| 4 | 4 | 13C8-PFOA | 1901614-04RE1 IA-1-DU3R-14062019-... | 1.84e4 | 82.1 | NO |
| 5 | 5 | 13C9-PFNA | 1901614-04RE1 IA-1-DU3R-14062019-... | 1.07e4 | 84.4 | NO |
| 6 | 6 | 13C4-PFOS | 1901614-04RE1 IA-1-DU3R-14062019-... | 1.84e3 | 82.1 | NO |
| 7 | 7 | 13C6-PFDA | 1901614-04RE1 IA-1-DU3R-14062019-... | 1.71e4 | 110.4 | NO |
| 8 | 8 | 13C7-PFUdA | 1901614-04RE1 IA-1-DU3R-14062019-... | 1.69e4 | 88.8 | NO |

**Name: 190805M1_57, Date: 05-Aug-2019, Time: 20:22:34, ID: 1901614-05RE1 IA-1-DU3R-14062019-12-15-3 1.02, Description: IA-1-DU3R-14062019-12-15-3**

| | # | Name | ID | Area | %Rec | Area Out |
|---|---|---|---|---|---|---|
| 1 | 1 | 13C4-PFBA | 1901614-05RE1 IA-1-DU3R-14062019-... | 7.06e3 | 108.8 | NO |
| 2 | 2 | 13C5-PFHxA | 1901614-05RE1 IA-1-DU3R-14062019-... | 1.13e4 | 78.5 | NO |
| 3 | 3 | 18O2-PFHxS | 1901614-05RE1 IA-1-DU3R-14062019-... | 8.25e2 | 86.4 | NO |
| 4 | 4 | 13C8-PFOA | 1901614-05RE1 IA-1-DU3R-14062019-... | 1.75e4 | 77.7 | NO |
| 5 | 5 | 13C9-PFNA | 1901614-05RE1 IA-1-DU3R-14062019-... | 1.03e4 | 81.5 | NO |
| 6 | 6 | 13C4-PFOS | 1901614-05RE1 IA-1-DU3R-14062019-... | 1.55e3 | 69.2 | NO |
| 7 | 7 | 13C6-PFDA | 1901614-05RE1 IA-1-DU3R-14062019-... | 1.52e4 | 98.4 | NO |
| 8 | 8 | 13C7-PFUdA | 1901614-05RE1 IA-1-DU3R-14062019-... | 1.53e4 | 80.6 | NO |

Dataset: Untitled

Last Altered: Tuesday, August 06, 2019 10:06:50 Pacific Daylight Time
Printed: Tuesday, August 06, 2019 10:11:40 Pacific Daylight Time

**Name: 190805M1_58, Date: 05-Aug-2019, Time: 20:33:04, ID: 1901614-06RE1 IA-1-DU4R-14062019-13-35-1 1.02, Description: IA-1-DU4R-14062019-13-35-1**

| | # | Name | ID | Area | %Rec | Area Out |
|---|---|---|---|---|---|---|
| 1 | 1 | 13C4-PFBA | 1901614-06RE1 IA-1-DU4R-14062019-... | 7.04e3 | 108.5 | NO |
| 2 | 2 | 13C5-PFHxA | 1901614-06RE1 IA-1-DU4R-14062019-... | 1.13e4 | 78.4 | NO |
| 3 | 3 | 18O2-PFHxS | 1901614-06RE1 IA-1-DU4R-14062019-... | 7.73e2 | 81.0 | NO |
| 4 | 4 | 13C8-PFOA | 1901614-06RE1 IA-1-DU4R-14062019-... | 1.68e4 | 74.9 | NO |
| 5 | 5 | 13C9-PFNA | 1901614-06RE1 IA-1-DU4R-14062019-... | 1.02e4 | 80.4 | NO |
| 6 | 6 | 13C4-PFOS | 1901614-06RE1 IA-1-DU4R-14062019-... | 1.55e3 | 69.1 | NO |
| 7 | 7 | 13C6-PFDA | 1901614-06RE1 IA-1-DU4R-14062019-... | 1.59e4 | 102.9 | NO |
| 8 | 8 | 13C7-PFUdA | 1901614-06RE1 IA-1-DU4R-14062019-... | 1.53e4 | 80.9 | NO |

**Name: 190805M1_59, Date: 05-Aug-2019, Time: 20:43:43, ID: 1901614-09RE1 IA-1-DU5R-14062019-15-10-1 1, Description: IA-1-DU5R-14062019-15-10-1**

| | # | Name | ID | Area | %Rec | Area Out |
|---|---|---|---|---|---|---|
| 1 | 1 | 13C4-PFBA | 1901614-09RE1 IA-1-DU5R-14062019-... | 7.88e3 | 121.5 | NO |
| 2 | 2 | 13C5-PFHxA | 1901614-09RE1 IA-1-DU5R-14062019-... | 1.27e4 | 88.1 | NO |
| 3 | 3 | 18O2-PFHxS | 1901614-09RE1 IA-1-DU5R-14062019-... | 8.55e2 | 89.6 | NO |
| 4 | 4 | 13C8-PFOA | 1901614-09RE1 IA-1-DU5R-14062019-... | 1.96e4 | 87.3 | NO |
| 5 | 5 | 13C9-PFNA | 1901614-09RE1 IA-1-DU5R-14062019-... | 1.12e4 | 88.5 | NO |
| 6 | 6 | 13C4-PFOS | 1901614-09RE1 IA-1-DU5R-14062019-... | 1.90e3 | 84.5 | NO |
| 7 | 7 | 13C6-PFDA | 1901614-09RE1 IA-1-DU5R-14062019-... | 1.82e4 | 117.8 | NO |
| 8 | 8 | 13C7-PFUdA | 1901614-09RE1 IA-1-DU5R-14062019-... | 1.78e4 | 93.8 | NO |

**Name: 190805M1_60, Date: 05-Aug-2019, Time: 20:54:15, ID: B9G0312-BS1 OPR 0.25, Description: OPR**

| | # | Name | ID | Area | %Rec | Area Out |
|---|---|---|---|---|---|---|
| 1 | 1 | 13C4-PFBA | B9G0312-BS1 OPR 0.25 | 6.86e3 | 105.7 | NO |
| 2 | 2 | 13C5-PFHxA | B9G0312-BS1 OPR 0.25 | 1.03e4 | 71.7 | NO |
| 3 | 3 | 18O2-PFHxS | B9G0312-BS1 OPR 0.25 | 7.02e2 | 73.6 | NO |
| 4 | 4 | 13C8-PFOA | B9G0312-BS1 OPR 0.25 | 1.59e4 | 70.7 | NO |
| 5 | 5 | 13C9-PFNA | B9G0312-BS1 OPR 0.25 | 9.21e3 | 72.8 | NO |
| 6 | 6 | 13C4-PFOS | B9G0312-BS1 OPR 0.25 | 1.60e3 | 71.1 | NO |
| 7 | 7 | 13C6-PFDA | B9G0312-BS1 OPR 0.25 | 1.40e4 | 90.8 | NO |
| 8 | 8 | 13C7-PFUdA | B9G0312-BS1 OPR 0.25 | 1.43e4 | 75.3 | NO |

**Name: 190805M1_61, Date: 05-Aug-2019, Time: 21:04:54, ID: B9G0312-BLK1 Method Blank 0.25, Description: Method Blank**

| | # | Name | ID | Area | %Rec | Area Out |
|---|---|---|---|---|---|---|
| 1 | 1 | 13C4-PFBA | B9G0312-BLK1 Method Blank 0.25 | 7.04e3 | 108.5 | NO |
| 2 | 2 | 13C5-PFHxA | B9G0312-BLK1 Method Blank 0.25 | 1.08e4 | 74.9 | NO |
| 3 | 3 | 18O2-PFHxS | B9G0312-BLK1 Method Blank 0.25 | 7.15e2 | 74.9 | NO |
| 4 | 4 | 13C8-PFOA | B9G0312-BLK1 Method Blank 0.25 | 1.64e4 | 73.0 | NO |
| 5 | 5 | 13C9-PFNA | B9G0312-BLK1 Method Blank 0.25 | 9.67e3 | 76.3 | NO |
| 6 | 6 | 13C4-PFOS | B9G0312-BLK1 Method Blank 0.25 | 1.58e3 | 70.1 | NO |
| 7 | 7 | 13C6-PFDA | B9G0312-BLK1 Method Blank 0.25 | 1.58e4 | 102.4 | NO |
| 8 | 8 | 13C7-PFUdA | B9G0312-BLK1 Method Blank 0.25 | 1.49e4 | 78.4 | NO |

Dataset: Untitled

Last Altered: Tuesday, August 06, 2019 10:06:50 Pacific Daylight Time
Printed: Tuesday, August 06, 2019 10:11:40 Pacific Daylight Time

**Name: 190805M1_62, Date: 05-Aug-2019, Time: 21:15:32, ID: 1902340-01 SB-19-C1 20-25 0.24058, Description: SB-19-C1 20-25**

| | # | Name | ID | Area | %Rec | Area Out |
|---|---|---|---|---|---|---|
| 1 | 1 | 13C4-PFBA | 1902340-01 SB-19-C1 20-25 0.24058 | 7.30e3 | 112.6 | NO |
| 2 | 2 | 13C5-PFHxA | 1902340-01 SB-19-C1 20-25 0.24058 | 1.13e4 | 78.7 | NO |
| 3 | 3 | 18O2-PFHxS | 1902340-01 SB-19-C1 20-25 0.24058 | 7.95e2 | 83.3 | NO |
| 4 | 4 | 13C8-PFOA | 1902340-01 SB-19-C1 20-25 0.24058 | 1.47e4 | 65.4 | NO |
| 5 | 5 | 13C9-PFNA | 1902340-01 SB-19-C1 20-25 0.24058 | 9.42e3 | 74.4 | NO |
| 6 | 6 | 13C4-PFOS | 1902340-01 SB-19-C1 20-25 0.24058 | 1.34e3 | 59.5 | NO |
| 7 | 7 | 13C6-PFDA | 1902340-01 SB-19-C1 20-25 0.24058 | 1.56e4 | 100.9 | NO |
| 8 | 8 | 13C7-PFUdA | 1902340-01 SB-19-C1 20-25 0.24058 | 1.56e4 | 82.2 | NO |

**Name: 190805M1_63, Date: 05-Aug-2019, Time: 21:26:04, ID: 1902340-02 SB-19-C1 15-20 0.2413, Description: SB-19-C1 15-20**

| | # | Name | ID | Area | %Rec | Area Out |
|---|---|---|---|---|---|---|
| 1 | 1 | 13C4-PFBA | 1902340-02 SB-19-C1 15-20 0.2413 | 7.58e3 | 116.9 | NO |
| 2 | 2 | 13C5-PFHxA | 1902340-02 SB-19-C1 15-20 0.2413 | 1.22e4 | 84.7 | NO |
| 3 | 3 | 18O2-PFHxS | 1902340-02 SB-19-C1 15-20 0.2413 | 7.93e2 | 83.1 | NO |
| 4 | 4 | 13C8-PFOA | 1902340-02 SB-19-C1 15-20 0.2413 | 6.01e3 | 26.8 | YES |
| 5 | 5 | 13C9-PFNA | 1902340-02 SB-19-C1 15-20 0.2413 | 6.79e3 | 53.6 | NO |
| 6 | 6 | 13C4-PFOS | 1902340-02 SB-19-C1 15-20 0.2413 | 4.58e2 | 20.4 | YES |
| 7 | 7 | 13C6-PFDA | 1902340-02 SB-19-C1 15-20 0.2413 | 1.65e4 | 107.0 | NO |
| 8 | 8 | 13C7-PFUdA | 1902340-02 SB-19-C1 15-20 0.2413 | 1.71e4 | 90.1 | NO |

**Name: 190805M1_64, Date: 05-Aug-2019, Time: 21:36:43, ID: 1902340-03 SB-19-C2 20-25 0.23794, Description: SB-19-C2 20-25**

| | # | Name | ID | Area | %Rec | Area Out |
|---|---|---|---|---|---|---|
| 1 | 1 | 13C4-PFBA | 1902340-03 SB-19-C2 20-25 0.23794 | 7.23e3 | 111.4 | NO |
| 2 | 2 | 13C5-PFHxA | 1902340-03 SB-19-C2 20-25 0.23794 | 1.17e4 | 81.4 | NO |
| 3 | 3 | 18O2-PFHxS | 1902340-03 SB-19-C2 20-25 0.23794 | 7.86e2 | 82.4 | NO |
| 4 | 4 | 13C8-PFOA | 1902340-03 SB-19-C2 20-25 0.23794 | 1.77e4 | 78.6 | NO |
| 5 | 5 | 13C9-PFNA | 1902340-03 SB-19-C2 20-25 0.23794 | 1.01e4 | 79.6 | NO |
| 6 | 6 | 13C4-PFOS | 1902340-03 SB-19-C2 20-25 0.23794 | 1.60e3 | 71.2 | NO |
| 7 | 7 | 13C6-PFDA | 1902340-03 SB-19-C2 20-25 0.23794 | 1.58e4 | 102.1 | NO |
| 8 | 8 | 13C7-PFUdA | 1902340-03 SB-19-C2 20-25 0.23794 | 1.58e4 | 83.4 | NO |

**Name: 190805M1_65, Date: 05-Aug-2019, Time: 21:47:21, ID: 1902340-04 SB-19-C2 15-20 0.24308, Description: SB-19-C2 15-20**

| | # | Name | ID | Area | %Rec | Area Out |
|---|---|---|---|---|---|---|
| 1 | 1 | 13C4-PFBA | 1902340-04 SB-19-C2 15-20 0.24308 | 7.33e3 | 113.0 | NO |
| 2 | 2 | 13C5-PFHxA | 1902340-04 SB-19-C2 15-20 0.24308 | 1.19e4 | 83.2 | NO |
| 3 | 3 | 18O2-PFHxS | 1902340-04 SB-19-C2 15-20 0.24308 | 8.07e2 | 84.6 | NO |
| 4 | 4 | 13C8-PFOA | 1902340-04 SB-19-C2 15-20 0.24308 | 1.08e4 | 48.3 | YES |
| 5 | 5 | 13C9-PFNA | 1902340-04 SB-19-C2 15-20 0.24308 | 8.38e3 | 66.2 | NO |
| 6 | 6 | 13C4-PFOS | 1902340-04 SB-19-C2 15-20 0.24308 | 9.43e2 | 42.0 | YES |
| 7 | 7 | 13C6-PFDA | 1902340-04 SB-19-C2 15-20 0.24308 | 1.68e4 | 108.8 | NO |
| 8 | 8 | 13C7-PFUdA | 1902340-04 SB-19-C2 15-20 0.24308 | 1.66e4 | 87.4 | NO |

Dataset: Untitled

Last Altered: Tuesday, August 06, 2019 10:06:50 Pacific Daylight Time
Printed: Tuesday, August 06, 2019 10:11:40 Pacific Daylight Time

**Name: 190805M1_66, Date: 05-Aug-2019, Time: 21:57:54, ID: 1902340-05 SB-19-C3 20-25 0.24596, Description: SB-19-C3 20-25**

| | # | Name | ID | Area | %Rec | Area Out |
|---|---|---|---|---|---|---|
| 1 | 1 | 13C4-PFBA | 1902340-05 SB-19-C3 20-25 0.24596 | 7.27e3 | 112.1 | NO |
| 2 | 2 | 13C5-PFHxA | 1902340-05 SB-19-C3 20-25 0.24596 | 1.19e4 | 82.8 | NO |
| 3 | 3 | 18O2-PFHxS | 1902340-05 SB-19-C3 20-25 0.24596 | 7.87e2 | 82.4 | NO |
| 4 | 4 | 13C8-PFOA | 1902340-05 SB-19-C3 20-25 0.24596 | 1.70e4 | 75.6 | NO |
| 5 | 5 | 13C9-PFNA | 1902340-05 SB-19-C3 20-25 0.24596 | 9.82e3 | 77.6 | NO |
| 6 | 6 | 13C4-PFOS | 1902340-05 SB-19-C3 20-25 0.24596 | 1.43e3 | 63.6 | NO |
| 7 | 7 | 13C6-PFDA | 1902340-05 SB-19-C3 20-25 0.24596 | 1.56e4 | 101.0 | NO |
| 8 | 8 | 13C7-PFUdA | 1902340-05 SB-19-C3 20-25 0.24596 | 1.60e4 | 84.3 | NO |

**Name: 190805M1_67, Date: 05-Aug-2019, Time: 22:08:33, ID: IPA, Description: IPA**

| | # | Name | ID | Area | %Rec | Area Out |
|---|---|---|---|---|---|---|
| 1 | 1 | 13C4-PFBA | IPA | | | NO |
| 2 | 2 | 13C5-PFHxA | IPA | | | NO |
| 3 | 3 | 18O2-PFHxS | IPA | | | NO |
| 4 | 4 | 13C8-PFOA | IPA | | | NO |
| 5 | 5 | 13C9-PFNA | IPA | | | NO |
| 6 | 6 | 13C4-PFOS | IPA | | | NO |
| 7 | 7 | 13C6-PFDA | IPA | | | NO |
| 8 | 8 | 13C7-PFUdA | IPA | | | NO |

**Name: 190805M1_68, Date: 05-Aug-2019, Time: 22:19:05, ID: ST190805M1-5 PFC CS3 19G2306, Description: PFC CS3 19G2006**

| | # | Name | ID | Area | %Rec | Area Out |
|---|---|---|---|---|---|---|
| 1 | 1 | 13C4-PFBA | ST190805M1-5 PFC CS3 19G2306 | 6.46e3 | 99.6 | NO |
| 2 | 2 | 13C5-PFHxA | ST190805M1-5 PFC CS3 19G2306 | 1.65e4 | 114.7 | NO |
| 3 | 3 | 18O2-PFHxS | ST190805M1-5 PFC CS3 19G2306 | 9.30e2 | 97.5 | NO |
| 4 | 4 | 13C8-PFOA | ST190805M1-5 PFC CS3 19G2306 | 2.31e4 | 103.0 | NO |
| 5 | 5 | 13C9-PFNA | ST190805M1-5 PFC CS3 19G2306 | 1.26e4 | 99.2 | NO |
| 6 | 6 | 13C4-PFOS | ST190805M1-5 PFC CS3 19G2306 | 2.38e3 | 106.1 | NO |
| 7 | 7 | 13C6-PFDA | ST190805M1-5 PFC CS3 19G2306 | 1.67e4 | 107.8 | NO |
| 8 | 8 | 13C7-PFUdA | ST190805M1-5 PFC CS3 19G2306 | 1.98e4 | 104.1 | NO |

**Name: 190805M1_69, Date: 05-Aug-2019, Time: 22:29:43, ID: IPA, Description: IPA**

| | # | Name | ID | Area | %Rec | Area Out |
|---|---|---|---|---|---|---|
| 1 | 1 | 13C4-PFBA | IPA | | | NO |
| 2 | 2 | 13C5-PFHxA | IPA | | | NO |
| 3 | 3 | 18O2-PFHxS | IPA | | | NO |
| 4 | 4 | 13C8-PFOA | IPA | | | NO |
| 5 | 5 | 13C9-PFNA | IPA | | | NO |
| 6 | 6 | 13C4-PFOS | IPA | | | NO |
| 7 | 7 | 13C6-PFDA | IPA | | | NO |
| 8 | 8 | 13C7-PFUdA | IPA | | | NO |

Dataset: Untitled

Last Altered: Tuesday, August 06, 2019 10:06:50 Pacific Daylight Time
Printed: Tuesday, August 06, 2019 10:11:40 Pacific Daylight Time

**Name: 190805M1_70, Date: 05-Aug-2019, Time: 22:40:16, ID: 1902340-06 SB-19-C3 15-20 0.24224, Description: SB-19-C3 15-20**

| | # | Name | ID | Area | %Rec | Area Out |
|---|---|---|---|---|---|---|
| 1 | 1 | 13C4-PFBA | 1902340-06 SB-19-C3 15-20 0.24224 | 6.96e3 | 107.3 | NO |
| 2 | 2 | 13C5-PFHxA | 1902340-06 SB-19-C3 15-20 0.24224 | 1.16e4 | 81.1 | NO |
| 3 | 3 | 18O2-PFHxS | 1902340-06 SB-19-C3 15-20 0.24224 | 7.98e2 | 83.7 | NO |
| 4 | 4 | 13C8-PFOA | 1902340-06 SB-19-C3 15-20 0.24224 | 1.26e4 | 56.3 | NO |
| 5 | 5 | 13C9-PFNA | 1902340-06 SB-19-C3 15-20 0.24224 | 8.35e3 | 66.0 | NO |
| 6 | 6 | 13C4-PFOS | 1902340-06 SB-19-C3 15-20 0.24224 | 5.07e2 | 22.6 | YES |
| 7 | 7 | 13C6-PFDA | 1902340-06 SB-19-C3 15-20 0.24224 | 1.60e4 | 103.7 | NO |
| 8 | 8 | 13C7-PFUdA | 1902340-06 SB-19-C3 15-20 0.24224 | 1.57e4 | 82.8 | NO |

**Name: 190805M1_71, Date: 05-Aug-2019, Time: 22:50:54, ID: 1902340-07 SB-19-C4 20-25 0.23437, Description: SB-19-C4 20-25**

| | # | Name | ID | Area | %Rec | Area Out |
|---|---|---|---|---|---|---|
| 1 | 1 | 13C4-PFBA | 1902340-07 SB-19-C4 20-25 0.23437 | 7.92e3 | 122.1 | NO |
| 2 | 2 | 13C5-PFHxA | 1902340-07 SB-19-C4 20-25 0.23437 | 1.26e4 | 88.1 | NO |
| 3 | 3 | 18O2-PFHxS | 1902340-07 SB-19-C4 20-25 0.23437 | 8.53e2 | 89.4 | NO |
| 4 | 4 | 13C8-PFOA | 1902340-07 SB-19-C4 20-25 0.23437 | 1.94e4 | 86.5 | NO |
| 5 | 5 | 13C9-PFNA | 1902340-07 SB-19-C4 20-25 0.23437 | 1.10e4 | 86.8 | NO |
| 6 | 6 | 13C4-PFOS | 1902340-07 SB-19-C4 20-25 0.23437 | 1.97e3 | 87.7 | NO |
| 7 | 7 | 13C6-PFDA | 1902340-07 SB-19-C4 20-25 0.23437 | 1.78e4 | 115.3 | NO |
| 8 | 8 | 13C7-PFUdA | 1902340-07 SB-19-C4 20-25 0.23437 | 1.68e4 | 88.3 | NO |

**Name: 190805M1_72, Date: 05-Aug-2019, Time: 23:01:32, ID: 1902340-08 SB-19-C4 15-20 0.24446, Description: SB-19-C4 15-20**

| | # | Name | ID | Area | %Rec | Area Out |
|---|---|---|---|---|---|---|
| 1 | 1 | 13C4-PFBA | 1902340-08 SB-19-C4 15-20 0.24446 | 8.14e3 | 125.5 | NO |
| 2 | 2 | 13C5-PFHxA | 1902340-08 SB-19-C4 15-20 0.24446 | 1.31e4 | 91.2 | NO |
| 3 | 3 | 18O2-PFHxS | 1902340-08 SB-19-C4 15-20 0.24446 | 8.86e2 | 92.8 | NO |
| 4 | 4 | 13C8-PFOA | 1902340-08 SB-19-C4 15-20 0.24446 | 1.82e4 | 80.8 | NO |
| 5 | 5 | 13C9-PFNA | 1902340-08 SB-19-C4 15-20 0.24446 | 1.14e4 | 90.3 | NO |
| 6 | 6 | 13C4-PFOS | 1902340-08 SB-19-C4 15-20 0.24446 | 1.69e3 | 75.2 | NO |
| 7 | 7 | 13C6-PFDA | 1902340-08 SB-19-C4 15-20 0.24446 | 1.82e4 | 117.7 | NO |
| 8 | 8 | 13C7-PFUdA | 1902340-08 SB-19-C4 15-20 0.24446 | 1.80e4 | 95.0 | NO |

**Name: 190805M1_73, Date: 05-Aug-2019, Time: 23:12:06, ID: 1902340-09 SB-19-C1 10-15 0.23978, Description: SB-19-C1 10-15**

| | # | Name | ID | Area | %Rec | Area Out |
|---|---|---|---|---|---|---|
| 1 | 1 | 13C4-PFBA | 1902340-09 SB-19-C1 10-15 0.23978 | 7.51e3 | 115.8 | NO |
| 2 | 2 | 13C5-PFHxA | 1902340-09 SB-19-C1 10-15 0.23978 | 1.22e4 | 85.3 | NO |
| 3 | 3 | 18O2-PFHxS | 1902340-09 SB-19-C1 10-15 0.23978 | 8.33e2 | 87.3 | NO |
| 4 | 4 | 13C8-PFOA | 1902340-09 SB-19-C1 10-15 0.23978 | 1.07e4 | 47.8 | YES |
| 5 | 5 | 13C9-PFNA | 1902340-09 SB-19-C1 10-15 0.23978 | 8.13e3 | 64.3 | NO |
| 6 | 6 | 13C4-PFOS | 1902340-09 SB-19-C1 10-15 0.23978 | 8.60e2 | 38.3 | YES |
| 7 | 7 | 13C6-PFDA | 1902340-09 SB-19-C1 10-15 0.23978 | 1.64e4 | 105.9 | NO |
| 8 | 8 | 13C7-PFUdA | 1902340-09 SB-19-C1 10-15 0.23978 | 1.63e4 | 85.8 | NO |

Dataset: Untitled

Last Altered: Tuesday, August 06, 2019 10:06:50 Pacific Daylight Time
Printed: Tuesday, August 06, 2019 10:11:40 Pacific Daylight Time

**Name: 190805M1_74, Date: 05-Aug-2019, Time: 23:22:44, ID: 1902340-10 SB-19-C2 10-15 0.2419, Description: SB-19-C2 10-15**

| | # | Name | ID | Area | %Rec | Area Out |
|---|---|---|---|---|---|---|
| 1 | 1 | 13C4-PFBA | 1902340-10 SB-19-C2 10-15 0.2419 | 6.28e3 | 96.8 | NO |
| 2 | 2 | 13C5-PFHxA | 1902340-10 SB-19-C2 10-15 0.2419 | 1.02e4 | 71.0 | NO |
| 3 | 3 | 18O2-PFHxS | 1902340-10 SB-19-C2 10-15 0.2419 | 6.95e2 | 72.9 | NO |
| 4 | 4 | 13C8-PFOA | 1902340-10 SB-19-C2 10-15 0.2419 | 9.61e3 | 42.8 | YES |
| 5 | 5 | 13C9-PFNA | 1902340-10 SB-19-C2 10-15 0.2419 | 7.30e3 | 57.7 | NO |
| 6 | 6 | 13C4-PFOS | 1902340-10 SB-19-C2 10-15 0.2419 | 5.29e2 | 23.6 | YES |
| 7 | 7 | 13C6-PFDA | 1902340-10 SB-19-C2 10-15 0.2419 | 1.40e4 | 90.9 | NO |
| 8 | 8 | 13C7-PFUdA | 1902340-10 SB-19-C2 10-15 0.2419 | 1.46e4 | 77.1 | NO |

**Name: 190805M1_75, Date: 05-Aug-2019, Time: 23:33:17, ID: 1902340-11 SB-19-C3 10-15 0.24555, Description: SB-19-C3 10-15**

| | # | Name | ID | Area | %Rec | Area Out |
|---|---|---|---|---|---|---|
| 1 | 1 | 13C4-PFBA | 1902340-11 SB-19-C3 10-15 0.24555 | 8.30e3 | 128.0 | NO |
| 2 | 2 | 13C5-PFHxA | 1902340-11 SB-19-C3 10-15 0.24555 | 1.39e4 | 97.1 | NO |
| 3 | 3 | 18O2-PFHxS | 1902340-11 SB-19-C3 10-15 0.24555 | 9.53e2 | 99.8 | NO |
| 4 | 4 | 13C8-PFOA | 1902340-11 SB-19-C3 10-15 0.24555 | 6.87e3 | 30.6 | YES |
| 5 | 5 | 13C9-PFNA | 1902340-11 SB-19-C3 10-15 0.24555 | 5.30e3 | 41.9 | YES |
| 6 | 6 | 13C4-PFOS | 1902340-11 SB-19-C3 10-15 0.24555 | 1.64e2 | 7.3 | YES |
| 7 | 7 | 13C6-PFDA | 1902340-11 SB-19-C3 10-15 0.24555 | 1.55e4 | 100.5 | NO |
| 8 | 8 | 13C7-PFUdA | 1902340-11 SB-19-C3 10-15 0.24555 | 1.85e4 | 97.5 | NO |

**Name: 190805M1_76, Date: 05-Aug-2019, Time: 23:43:55, ID: 1902340-12 SB-19-C4 10-15 0.24794, Description: SB-19-C4 10-15**

| | # | Name | ID | Area | %Rec | Area Out |
|---|---|---|---|---|---|---|
| 1 | 1 | 13C4-PFBA | 1902340-12 SB-19-C4 10-15 0.24794 | 7.66e3 | 118.1 | NO |
| 2 | 2 | 13C5-PFHxA | 1902340-12 SB-19-C4 10-15 0.24794 | 1.28e4 | 89.1 | NO |
| 3 | 3 | 18O2-PFHxS | 1902340-12 SB-19-C4 10-15 0.24794 | 8.62e2 | 90.3 | NO |
| 4 | 4 | 13C8-PFOA | 1902340-12 SB-19-C4 10-15 0.24794 | 5.74e3 | 25.5 | YES |
| 5 | 5 | 13C9-PFNA | 1902340-12 SB-19-C4 10-15 0.24794 | 6.21e3 | 49.0 | YES |
| 6 | 6 | 13C4-PFOS | 1902340-12 SB-19-C4 10-15 0.24794 | 3.00e2 | 13.4 | YES |
| 7 | 7 | 13C6-PFDA | 1902340-12 SB-19-C4 10-15 0.24794 | 1.75e4 | 113.3 | NO |
| 8 | 8 | 13C7-PFUdA | 1902340-12 SB-19-C4 10-15 0.24794 | 1.84e4 | 97.1 | NO |

**Name: 190805M1_77, Date: 05-Aug-2019, Time: 23:54:29, ID: 1902340-13 SB-19-C4 10-15 DUP 0.24565, Description: SB-19-C4 10-15 DUP**

| | # | Name | ID | Area | %Rec | Area Out |
|---|---|---|---|---|---|---|
| 1 | 1 | 13C4-PFBA | 1902340-13 SB-19-C4 10-15 DUP 0.24... | 7.73e3 | 119.2 | NO |
| 2 | 2 | 13C5-PFHxA | 1902340-13 SB-19-C4 10-15 DUP 0.24... | 1.29e4 | 90.0 | NO |
| 3 | 3 | 18O2-PFHxS | 1902340-13 SB-19-C4 10-15 DUP 0.24... | 8.25e2 | 86.5 | NO |
| 4 | 4 | 13C8-PFOA | 1902340-13 SB-19-C4 10-15 DUP 0.24... | 5.93e3 | 26.4 | YES |
| 5 | 5 | 13C9-PFNA | 1902340-13 SB-19-C4 10-15 DUP 0.24... | 6.44e3 | 50.8 | NO |
| 6 | 6 | 13C4-PFOS | 1902340-13 SB-19-C4 10-15 DUP 0.24... | 2.90e2 | 12.9 | YES |
| 7 | 7 | 13C6-PFDA | 1902340-13 SB-19-C4 10-15 DUP 0.24... | 1.75e4 | 113.2 | NO |
| 8 | 8 | 13C7-PFUdA | 1902340-13 SB-19-C4 10-15 DUP 0.24... | 1.80e4 | 95.1 | NO |

Dataset: Untitled

Last Altered: Tuesday, August 06, 2019 10:06:50 Pacific Daylight Time
Printed: Tuesday, August 06, 2019 10:11:40 Pacific Daylight Time

**Name: 190805M1_78, Date: 06-Aug-2019, Time: 00:05:08, ID: 1902340-14 SB-19-C4 5-10 0.24089, Description: SB-19-C4 5-10**

| | # | Name | ID | Area | %Rec | Area Out |
|---|---|---|---|---|---|---|
| 1 | 1 | 13C4-PFBA | 1902340-14 SB-19-C4 5-10 0.24089 | 8.09e3 | 124.8 | NO |
| 2 | 2 | 13C5-PFHxA | 1902340-14 SB-19-C4 5-10 0.24089 | 1.32e4 | 91.8 | NO |
| 3 | 3 | 18O2-PFHxS | 1902340-14 SB-19-C4 5-10 0.24089 | 8.47e2 | 88.8 | NO |
| 4 | 4 | 13C8-PFOA | 1902340-14 SB-19-C4 5-10 0.24089 | 1.34e4 | 59.7 | NO |
| 5 | 5 | 13C9-PFNA | 1902340-14 SB-19-C4 5-10 0.24089 | 8.60e3 | 67.9 | NO |
| 6 | 6 | 13C4-PFOS | 1902340-14 SB-19-C4 5-10 0.24089 | 7.88e2 | 35.1 | YES |
| 7 | 7 | 13C6-PFDA | 1902340-14 SB-19-C4 5-10 0.24089 | 1.87e4 | 121.0 | NO |
| 8 | 8 | 13C7-PFUdA | 1902340-14 SB-19-C4 5-10 0.24089 | 1.86e4 | 97.8 | NO |

**Name: 190805M1_79, Date: 06-Aug-2019, Time: 00:15:40, ID: 1902340-15 SB-19-N1 55-60 0.25012, Description: SB-19-N1 55-60**

| | # | Name | ID | Area | %Rec | Area Out |
|---|---|---|---|---|---|---|
| 1 | 1 | 13C4-PFBA | 1902340-15 SB-19-N1 55-60 0.25012 | 7.81e3 | 120.4 | NO |
| 2 | 2 | 13C5-PFHxA | 1902340-15 SB-19-N1 55-60 0.25012 | 1.23e4 | 85.8 | NO |
| 3 | 3 | 18O2-PFHxS | 1902340-15 SB-19-N1 55-60 0.25012 | 8.21e2 | 86.0 | NO |
| 4 | 4 | 13C8-PFOA | 1902340-15 SB-19-N1 55-60 0.25012 | 1.88e4 | 83.7 | NO |
| 5 | 5 | 13C9-PFNA | 1902340-15 SB-19-N1 55-60 0.25012 | 1.08e4 | 85.0 | NO |
| 6 | 6 | 13C4-PFOS | 1902340-15 SB-19-N1 55-60 0.25012 | 1.73e3 | 77.1 | NO |
| 7 | 7 | 13C6-PFDA | 1902340-15 SB-19-N1 55-60 0.25012 | 1.62e4 | 104.6 | NO |
| 8 | 8 | 13C7-PFUdA | 1902340-15 SB-19-N1 55-60 0.25012 | 1.71e4 | 90.2 | NO |

**Name: 190805M1_80, Date: 06-Aug-2019, Time: 00:26:18, ID: IPA, Description: IPA**

| | # | Name | ID | Area | %Rec | Area Out |
|---|---|---|---|---|---|---|
| 1 | 1 | 13C4-PFBA | IPA | | | NO |
| 2 | 2 | 13C5-PFHxA | IPA | | | NO |
| 3 | 3 | 18O2-PFHxS | IPA | | | NO |
| 4 | 4 | 13C8-PFOA | IPA | | | NO |
| 5 | 5 | 13C9-PFNA | IPA | | | NO |
| 6 | 6 | 13C4-PFOS | IPA | | | NO |
| 7 | 7 | 13C6-PFDA | IPA | | | NO |
| 8 | 8 | 13C7-PFUdA | IPA | | | NO |

**Name: 190805M1_81, Date: 06-Aug-2019, Time: 00:36:56, ID: ST190805M1-6 PFC CS3 19G2306, Description: PFC CS3 19G2006**

| | # | Name | ID | Area | %Rec | Area Out |
|---|---|---|---|---|---|---|
| 1 | 1 | 13C4-PFBA | ST190805M1-6 PFC CS3 19G2306 | 7.00e3 | 107.9 | NO |
| 2 | 2 | 13C5-PFHxA | ST190805M1-6 PFC CS3 19G2306 | 1.61e4 | 111.9 | NO |
| 3 | 3 | 18O2-PFHxS | ST190805M1-6 PFC CS3 19G2306 | 1.02e3 | 107.3 | NO |
| 4 | 4 | 13C8-PFOA | ST190805M1-6 PFC CS3 19G2306 | 2.27e4 | 101.0 | NO |
| 5 | 5 | 13C9-PFNA | ST190805M1-6 PFC CS3 19G2306 | 1.29e4 | 101.9 | NO |
| 6 | 6 | 13C4-PFOS | ST190805M1-6 PFC CS3 19G2306 | 2.35e3 | 104.8 | NO |
| 7 | 7 | 13C6-PFDA | ST190805M1-6 PFC CS3 19G2306 | 1.56e4 | 100.7 | NO |
| 8 | 8 | 13C7-PFUdA | ST190805M1-6 PFC CS3 19G2306 | 1.97e4 | 103.8 | NO |

Dataset: Untitled

Last Altered: Tuesday, August 06, 2019 10:06:50 Pacific Daylight Time
Printed: Tuesday, August 06, 2019 10:11:40 Pacific Daylight Time

**Name: 190805M1_82, Date: 06-Aug-2019, Time: 00:47:30, ID: IPA, Description: IPA**

| | # | Name | ID | Area | %Rec | Area Out |
|---|---|---|---|---|---|---|
| 1 | 1 | 13C4-PFBA | IPA | | | NO |
| 2 | 2 | 13C5-PFHxA | IPA | | | NO |
| 3 | 3 | 18O2-PFHxS | IPA | | | NO |
| 4 | 4 | 13C8-PFOA | IPA | | | NO |
| 5 | 5 | 13C9-PFNA | IPA | | | NO |
| 6 | 6 | 13C4-PFOS | IPA | | | NO |
| 7 | 7 | 13C6-PFDA | IPA | | | NO |
| 8 | 8 | 13C7-PFUdA | IPA | | | NO |

**Name: 190805M1_83, Date: 06-Aug-2019, Time: 00:58:09, ID: 1902340-16 SB-19-N2 55-60 0.25388, Description: SB-19-N2 55-60**

| | # | Name | ID | Area | %Rec | Area Out |
|---|---|---|---|---|---|---|
| 1 | 1 | 13C4-PFBA | 1902340-16 SB-19-N2 55-60 0.25388 | 8.11e3 | 125.0 | NO |
| 2 | 2 | 13C5-PFHxA | 1902340-16 SB-19-N2 55-60 0.25388 | 1.32e4 | 92.1 | NO |
| 3 | 3 | 18O2-PFHxS | 1902340-16 SB-19-N2 55-60 0.25388 | 8.51e2 | 89.2 | NO |
| 4 | 4 | 13C8-PFOA | 1902340-16 SB-19-N2 55-60 0.25388 | 2.02e4 | 89.7 | NO |
| 5 | 5 | 13C9-PFNA | 1902340-16 SB-19-N2 55-60 0.25388 | 1.13e4 | 89.0 | NO |
| 6 | 6 | 13C4-PFOS | 1902340-16 SB-19-N2 55-60 0.25388 | 1.96e3 | 87.1 | NO |
| 7 | 7 | 13C6-PFDA | 1902340-16 SB-19-N2 55-60 0.25388 | 1.75e4 | 113.3 | NO |
| 8 | 8 | 13C7-PFUdA | 1902340-16 SB-19-N2 55-60 0.25388 | 1.81e4 | 95.4 | NO |

**Name: 190805M1_84, Date: 06-Aug-2019, Time: 01:08:47, ID: 1902340-17 SB-19-N2 (48-53) 0.25043, Description: SB-19-N2 (48-53)**

| | # | Name | ID | Area | %Rec | Area Out |
|---|---|---|---|---|---|---|
| 1 | 1 | 13C4-PFBA | 1902340-17 SB-19-N2 (48-53) 0.25043 | 8.37e3 | 129.0 | NO |
| 2 | 2 | 13C5-PFHxA | 1902340-17 SB-19-N2 (48-53) 0.25043 | 1.38e4 | 96.4 | NO |
| 3 | 3 | 18O2-PFHxS | 1902340-17 SB-19-N2 (48-53) 0.25043 | 8.92e2 | 93.5 | NO |
| 4 | 4 | 13C8-PFOA | 1902340-17 SB-19-N2 (48-53) 0.25043 | 2.03e4 | 90.3 | NO |
| 5 | 5 | 13C9-PFNA | 1902340-17 SB-19-N2 (48-53) 0.25043 | 1.20e4 | 94.8 | NO |
| 6 | 6 | 13C4-PFOS | 1902340-17 SB-19-N2 (48-53) 0.25043 | 1.76e3 | 78.5 | NO |
| 7 | 7 | 13C6-PFDA | 1902340-17 SB-19-N2 (48-53) 0.25043 | 1.80e4 | 116.7 | NO |
| 8 | 8 | 13C7-PFUdA | 1902340-17 SB-19-N2 (48-53) 0.25043 | 1.79e4 | 94.3 | NO |

**Name: 190805M1_85, Date: 06-Aug-2019, Time: 01:19:20, ID: 1902340-18 SB-19-C2 (5-10) 0.23872, Description: SB-19-C2 (5-10)**

| | # | Name | ID | Area | %Rec | Area Out |
|---|---|---|---|---|---|---|
| 1 | 1 | 13C4-PFBA | 1902340-18 SB-19-C2 (5-10) 0.23872 | 7.41e3 | 114.3 | NO |
| 2 | 2 | 13C5-PFHxA | 1902340-18 SB-19-C2 (5-10) 0.23872 | 1.24e4 | 86.1 | NO |
| 3 | 3 | 18O2-PFHxS | 1902340-18 SB-19-C2 (5-10) 0.23872 | 8.20e2 | 85.9 | NO |
| 4 | 4 | 13C8-PFOA | 1902340-18 SB-19-C2 (5-10) 0.23872 | 1.52e4 | 67.5 | NO |
| 5 | 5 | 13C9-PFNA | 1902340-18 SB-19-C2 (5-10) 0.23872 | 8.58e3 | 67.8 | NO |
| 6 | 6 | 13C4-PFOS | 1902340-18 SB-19-C2 (5-10) 0.23872 | 5.38e2 | 23.9 | YES |
| 7 | 7 | 13C6-PFDA | 1902340-18 SB-19-C2 (5-10) 0.23872 | 1.69e4 | 109.3 | NO |
| 8 | 8 | 13C7-PFUdA | 1902340-18 SB-19-C2 (5-10) 0.23872 | 1.68e4 | 88.5 | NO |

Dataset: Untitled

Last Altered: Tuesday, August 06, 2019 10:06:50 Pacific Daylight Time
Printed: Tuesday, August 06, 2019 10:11:40 Pacific Daylight Time

**Name: 190805M1_86, Date: 06-Aug-2019, Time: 01:29:59, ID: 1902340-19 SB-19-C1 (5-10) 0.2458, Description: SB-19-C1 (5-10)**

| | # | Name | ID | Area | %Rec | Area Out |
|---|---|---|---|---|---|---|
| 1 | 1 | 13C4-PFBA | 1902340-19 SB-19-C1 (5-10) 0.2458 | 8.38e3 | 129.2 | NO |
| 2 | 2 | 13C5-PFHxA | 1902340-19 SB-19-C1 (5-10) 0.2458 | 1.34e4 | 93.6 | NO |
| 3 | 3 | 18O2-PFHxS | 1902340-19 SB-19-C1 (5-10) 0.2458 | 8.64e2 | 90.6 | NO |
| 4 | 4 | 13C8-PFOA | 1902340-19 SB-19-C1 (5-10) 0.2458 | 1.98e4 | 88.3 | NO |
| 5 | 5 | 13C9-PFNA | 1902340-19 SB-19-C1 (5-10) 0.2458 | 1.15e4 | 90.7 | NO |
| 6 | 6 | 13C4-PFOS | 1902340-19 SB-19-C1 (5-10) 0.2458 | 1.68e3 | 74.7 | NO |
| 7 | 7 | 13C6-PFDA | 1902340-19 SB-19-C1 (5-10) 0.2458 | 1.79e4 | 116.0 | NO |
| 8 | 8 | 13C7-PFUdA | 1902340-19 SB-19-C1 (5-10) 0.2458 | 1.86e4 | 97.9 | NO |

**Name: 190805M1_87, Date: 06-Aug-2019, Time: 01:40:32, ID: 1902340-20 SB-19-N1 (48-53) 0.24852, Description: SB-19-N1 (48-53)**

| | # | Name | ID | Area | %Rec | Area Out |
|---|---|---|---|---|---|---|
| 1 | 1 | 13C4-PFBA | 1902340-20 SB-19-N1 (48-53) 0.24852 | 8.46e3 | 130.4 | NO |
| 2 | 2 | 13C5-PFHxA | 1902340-20 SB-19-N1 (48-53) 0.24852 | 1.34e4 | 93.5 | NO |
| 3 | 3 | 18O2-PFHxS | 1902340-20 SB-19-N1 (48-53) 0.24852 | 8.97e2 | 94.0 | NO |
| 4 | 4 | 13C8-PFOA | 1902340-20 SB-19-N1 (48-53) 0.24852 | 1.98e4 | 87.9 | NO |
| 5 | 5 | 13C9-PFNA | 1902340-20 SB-19-N1 (48-53) 0.24852 | 1.15e4 | 90.6 | NO |
| 6 | 6 | 13C4-PFOS | 1902340-20 SB-19-N1 (48-53) 0.24852 | 1.92e3 | 85.6 | NO |
| 7 | 7 | 13C6-PFDA | 1902340-20 SB-19-N1 (48-53) 0.24852 | 1.88e4 | 121.3 | NO |
| 8 | 8 | 13C7-PFUdA | 1902340-20 SB-19-N1 (48-53) 0.24852 | 1.89e4 | 99.6 | NO |

**Name: 190805M1_88, Date: 06-Aug-2019, Time: 01:51:11, ID: B9H0013-BS1 OPR 0.125, Description: OPR**

| | # | Name | ID | Area | %Rec | Area Out |
|---|---|---|---|---|---|---|
| 1 | 1 | 13C4-PFBA | B9H0013-BS1 OPR 0.125 | 8.42e3 | 129.8 | NO |
| 2 | 2 | 13C5-PFHxA | B9H0013-BS1 OPR 0.125 | 1.32e4 | 91.7 | NO |
| 3 | 3 | 18O2-PFHxS | B9H0013-BS1 OPR 0.125 | 1.04e3 | 108.6 | NO |
| 4 | 4 | 13C8-PFOA | B9H0013-BS1 OPR 0.125 | 2.10e4 | 93.3 | NO |
| 5 | 5 | 13C9-PFNA | B9H0013-BS1 OPR 0.125 | 1.19e4 | 93.8 | NO |
| 6 | 6 | 13C4-PFOS | B9H0013-BS1 OPR 0.125 | 2.09e3 | 93.2 | NO |
| 7 | 7 | 13C6-PFDA | B9H0013-BS1 OPR 0.125 | 1.84e4 | 119.1 | NO |
| 8 | 8 | 13C7-PFUdA | B9H0013-BS1 OPR 0.125 | 1.73e4 | 91.2 | NO |

**Name: 190805M1_89, Date: 06-Aug-2019, Time: 02:01:49, ID: B9H0013-BLK1 Method Blank 0.125, Description: Method Blank**

| | # | Name | ID | Area | %Rec | Area Out |
|---|---|---|---|---|---|---|
| 1 | 1 | 13C4-PFBA | B9H0013-BLK1 Method Blank 0.125 | 7.72e3 | 119.1 | NO |
| 2 | 2 | 13C5-PFHxA | B9H0013-BLK1 Method Blank 0.125 | 1.23e4 | 85.9 | NO |
| 3 | 3 | 18O2-PFHxS | B9H0013-BLK1 Method Blank 0.125 | 9.11e2 | 95.4 | NO |
| 4 | 4 | 13C8-PFOA | B9H0013-BLK1 Method Blank 0.125 | 1.90e4 | 84.5 | NO |
| 5 | 5 | 13C9-PFNA | B9H0013-BLK1 Method Blank 0.125 | 1.04e4 | 82.2 | NO |
| 6 | 6 | 13C4-PFOS | B9H0013-BLK1 Method Blank 0.125 | 1.80e3 | 80.1 | NO |
| 7 | 7 | 13C6-PFDA | B9H0013-BLK1 Method Blank 0.125 | 1.68e4 | 108.9 | NO |
| 8 | 8 | 13C7-PFUdA | B9H0013-BLK1 Method Blank 0.125 | 1.57e4 | 82.7 | NO |

Dataset: Untitled

Last Altered: Tuesday, August 06, 2019 10:06:50 Pacific Daylight Time
Printed: Tuesday, August 06, 2019 10:11:40 Pacific Daylight Time

**Name: 190805M1_90, Date: 06-Aug-2019, Time: 02:12:22, ID: 1902387-03 AQA 19-11 S3 0.125, Description: AQA 19-11 S3**

| | # | Name | ID | Area | %Rec | Area Out |
|---|---|---|---|---|---|---|
| 1 | 1 | 13C4-PFBA | 1902387-03 AQA 19-11 S3 0.125 | 8.30e3 | 128.0 | NO |
| 2 | 2 | 13C5-PFHxA | 1902387-03 AQA 19-11 S3 0.125 | 1.29e4 | 89.9 | NO |
| 3 | 3 | 18O2-PFHxS | 1902387-03 AQA 19-11 S3 0.125 | 7.47e2 | 78.2 | NO |
| 4 | 4 | 13C8-PFOA | 1902387-03 AQA 19-11 S3 0.125 | 2.07e4 | 91.9 | NO |
| 5 | 5 | 13C9-PFNA | 1902387-03 AQA 19-11 S3 0.125 | 1.17e4 | 92.6 | NO |
| 6 | 6 | 13C4-PFOS | 1902387-03 AQA 19-11 S3 0.125 | 1.92e3 | 85.4 | NO |
| 7 | 7 | 13C6-PFDA | 1902387-03 AQA 19-11 S3 0.125 | 1.81e4 | 117.0 | NO |
| 8 | 8 | 13C7-PFUdA | 1902387-03 AQA 19-11 S3 0.125 | 1.75e4 | 92.2 | NO |

**Name: 190805M1_91, Date: 06-Aug-2019, Time: 02:23:00, ID: 1902387-04 AQA 19-11 S4 0.125, Description: AQA 19-11 S4**

| | # | Name | ID | Area | %Rec | Area Out |
|---|---|---|---|---|---|---|
| 1 | 1 | 13C4-PFBA | 1902387-04 AQA 19-11 S4 0.125 | 7.51e3 | 115.7 | NO |
| 2 | 2 | 13C5-PFHxA | 1902387-04 AQA 19-11 S4 0.125 | 1.23e4 | 85.6 | NO |
| 3 | 3 | 18O2-PFHxS | 1902387-04 AQA 19-11 S4 0.125 | 8.67e2 | 90.8 | NO |
| 4 | 4 | 13C8-PFOA | 1902387-04 AQA 19-11 S4 0.125 | 1.93e4 | 85.8 | NO |
| 5 | 5 | 13C9-PFNA | 1902387-04 AQA 19-11 S4 0.125 | 1.04e4 | 82.5 | NO |
| 6 | 6 | 13C4-PFOS | 1902387-04 AQA 19-11 S4 0.125 | 1.74e3 | 77.4 | NO |
| 7 | 7 | 13C6-PFDA | 1902387-04 AQA 19-11 S4 0.125 | 1.66e4 | 107.3 | NO |
| 8 | 8 | 13C7-PFUdA | 1902387-04 AQA 19-11 S4 0.125 | 1.60e4 | 84.3 | NO |

**Name: 190805M1_92, Date: 06-Aug-2019, Time: 02:33:33, ID: IPA, Description: IPA**

| | # | Name | ID | Area | %Rec | Area Out |
|---|---|---|---|---|---|---|
| 1 | 1 | 13C4-PFBA | IPA | | | NO |
| 2 | 2 | 13C5-PFHxA | IPA | | | NO |
| 3 | 3 | 18O2-PFHxS | IPA | | | NO |
| 4 | 4 | 13C8-PFOA | IPA | | | NO |
| 5 | 5 | 13C9-PFNA | IPA | | | NO |
| 6 | 6 | 13C4-PFOS | IPA | | | NO |
| 7 | 7 | 13C6-PFDA | IPA | | | NO |
| 8 | 8 | 13C7-PFUdA | IPA | | | NO |

**Name: 190805M1_93, Date: 06-Aug-2019, Time: 02:44:12, ID: ST190805M1-7 PFC CS3 19G2306, Description: PFC CS3 19G2006**

| | # | Name | ID | Area | %Rec | Area Out |
|---|---|---|---|---|---|---|
| 1 | 1 | 13C4-PFBA | ST190805M1-7 PFC CS3 19G2306 | 7.14e3 | 110.1 | NO |
| 2 | 2 | 13C5-PFHxA | ST190805M1-7 PFC CS3 19G2306 | 1.62e4 | 113.0 | NO |
| 3 | 3 | 18O2-PFHxS | ST190805M1-7 PFC CS3 19G2306 | 1.12e3 | 117.8 | NO |
| 4 | 4 | 13C8-PFOA | ST190805M1-7 PFC CS3 19G2306 | 2.41e4 | 107.5 | NO |
| 5 | 5 | 13C9-PFNA | ST190805M1-7 PFC CS3 19G2306 | 1.30e4 | 102.3 | NO |
| 6 | 6 | 13C4-PFOS | ST190805M1-7 PFC CS3 19G2306 | 2.30e3 | 102.5 | NO |
| 7 | 7 | 13C6-PFDA | ST190805M1-7 PFC CS3 19G2306 | 1.64e4 | 106.0 | NO |
| 8 | 8 | 13C7-PFUdA | ST190805M1-7 PFC CS3 19G2306 | 1.99e4 | 104.7 | NO |

Dataset: F:\Projects\PFAS.PRO\Results\190805M1\190508M1-7.qld

Last Altered: Tuesday, August 06, 2019 10:03:25 Pacific Daylight Time
Printed: Tuesday, August 06, 2019 10:03:56 Pacific Daylight Time

**Name: 190805M1_7, Date: 05-Aug-2019, Time: 11:32:41, ID: IB, Description: IB**

| | # | Name | Trace | Area | IS Area | wt/vol | RT | Response | Conc. | %Rec | Recovery ... | Ion Ratio | Ratio Out? |
|---|---|---|---|---|---|---|---|---|---|---|---|---|---|
| 1 | 1 | PFBA | 213.0 > 168.8 | | 3989.850 | 1.00 | | | | | NO | | |
| 2 | 2 | PFPrS | 248.9 > 79.9 | | 1031.291 | 1.00 | | | | | NO | | |
| 3 | 3 | 3:3 FTCA | 240.9 > 176.9 | | 6722.016 | 1.00 | | | | | NO | | |
| 4 | 4 | PFPeA | 263.1 > 218.9 | | 6722.016 | 1.00 | | | | | NO | | |
| 5 | 5 | PFBS | 299.0 > 79.7 | | 1031.291 | 1.00 | | | | | NO | | |
| 6 | 6 | 4:2 FTS | 327.0 > 306.9 | | 2069.185 | 1.00 | | | | | NO | | |
| 7 | 47 | 13C3-PFBA | 216.1 > 171.8 | 3989.850 | 6434.438 | 1.00 | 1.23 | 7.751 | 11.6 | 92.9 | NO | | |
| 8 | 49 | 13C3-PFBS | 302.0 > 98.8 | 1031.291 | 956.252 | 1.00 | 2.50 | 13.481 | 12.7 | 101.6 | NO | | |
| 9 | 48 | 13C3-PFPeA | 266.0 > 221.8 | 6722.016 | 15499.171 | 1.00 | 2.21 | 5.421 | 11.7 | 93.6 | NO | | |
| 10 | 48 | 13C3-PFPeA | 266.0 > 221.8 | 6722.016 | 15499.171 | 1.00 | 2.21 | 5.421 | 11.7 | 93.6 | NO | | |
| 11 | 49 | 13C3-PFBS | 302.0 > 98.8 | 1031.291 | 956.252 | 1.00 | 2.50 | 13.481 | 12.7 | 101.6 | NO | | |
| 12 | 51 | 13C2-4:2 FTS | 329.0 >79.9 | 2069.185 | 956.252 | 1.00 | 2.91 | 27.048 | 14.0 | 112.3 | NO | | |
| 13 | -1 | | | | | | | | | | | | |
| 14 | 7 | PFHxA | 313.0 > 269.0 | | 4656.295 | 1.00 | | | | | NO | | |
| 15 | 8 | PFPeS | 349.1>80.1 | | 1031.291 | 1.00 | | | | | NO | | |
| 16 | 9 | HFPO-DA | 285.1 > 168.9 | | 1343.872 | 1.00 | | | | | NO | | |
| 17 | 10 | 5:3 FTCA | 340.9 > 236.9 | | 5755.477 | 1.00 | | | | | NO | | |
| 18 | 11 | PFHpA | 363.0 > 318.9 | | 5755.477 | 1.00 | | | | | NO | | |
| 19 | 12 | ADONA | 376.8 > 250.9 | | 5755.477 | 1.00 | | | | | NO | | |
| 20 | 52 | 13C2-PFHxA | 315.0 > 270.0 | 4656.295 | 15499.171 | 1.00 | 3.00 | 3.755 | 4.6 | 92.7 | NO | | |
| 21 | 49 | 13C3-PFBS | 302.0 > 98.8 | 1031.291 | 956.252 | 1.00 | 2.50 | 13.481 | 12.7 | 101.6 | NO | | |
| 22 | 50 | 13C3-HFPO-DA | 287.0 > 168.9 | 1343.872 | 15499.171 | 1.00 | 3.21 | 1.084 | 4.8 | 95.3 | NO | | |
| 23 | 53 | 13C4-PFHpA | 367.2 > 321.8 | 5755.477 | 15499.171 | 1.00 | 3.63 | 4.642 | 12.3 | 98.1 | NO | | |
| 24 | 53 | 13C4-PFHpA | 367.2 > 321.8 | 5755.477 | 15499.171 | 1.00 | 3.63 | 4.642 | 12.3 | 98.1 | NO | | |
| 25 | 53 | 13C4-PFHpA | 367.2 > 321.8 | 5755.477 | 15499.171 | 1.00 | 3.63 | 4.642 | 12.3 | 98.1 | NO | | |
| 26 | -1 | | | | | | | | | | | | |
| 27 | 13 | L-PFHxS | 398.9 > 79.6 | | 2484.473 | 1.00 | | | | | NO | | |
| 28 | 15 | 6:2 FTS | 427.0 > 406.9 | | 1530.237 | 1.00 | | | | | NO | | |
| 29 | 16 | L-PFOA | 412.8 > 368.9 | 35.780 | 11331.731 | 1.00 | 4.16 | 0.039 | 0.0 | | NO | 5.724 | YES |
| 30 | 18 | PFecHS | 460.8 > 381.0 | | 11331.731 | 1.00 | | | | | NO | | |
| 31 | 19 | PFHpS | 449.0 > 80.0 | | 2375.180 | 1.00 | | | | | NO | | |
| 32 | 20 | 7:3 FTCA | 440.9 > 336.9 | | 12821.559 | 1.00 | | | | | NO | | |
| 33 | 54 | 13C3-PFHxS | 401.8 > 79.9 | 2484.473 | 956.252 | 1.00 | 3.78 | 32.477 | 14.2 | 113.2 | NO | | |
| 34 | 55 | 13C2-6:2 FTS | 429.0 >79.9 | 1530.237 | 2339.830 | 1.00 | 4.10 | 8.175 | 11.7 | 93.6 | NO | | |
| 35 | 58 | 13C2-PFOA | 414.9 > 369.7 | 11331.731 | 21842.961 | 1.00 | 4.16 | 6.485 | 12.9 | 103.3 | NO | | |
| 36 | 58 | 13C2-PFOA | 414.9 > 369.7 | 11331.731 | 21842.961 | 1.00 | 4.16 | 6.485 | 12.9 | 103.3 | NO | | |


CGH 8/6/2019

Dataset: F:\Projects\PFAS.PRO\Results\190805M1\190508M1-7.qld

Last Altered: Tuesday, August 06, 2019 10:03:25 Pacific Daylight Time
Printed: Tuesday, August 06, 2019 10:03:56 Pacific Daylight Time

**Name: 190805M1_7, Date: 05-Aug-2019, Time: 11:32:41, ID: IB, Description: IB**

| | # | Name | Trace | Area | IS Area | wt/vol | RT | Response | Conc. | %Rec | Recovery ... | Ion Ratio | Ratio Out? |
|---|---|---|---|---|---|---|---|---|---|---|---|---|---|
| 37 | 59 | 13C8-PFOS | 507.0 > 79.9 | 2375.180 | 2339.830 | 1.00 | 4.69 | 12.689 | 12.8 | 102.1 | NO | | |
| 38 | 56 | 13C5-PFNA | 468.2 > 422.9 | 12821.559 | 12736.363 | 1.00 | 4.60 | 12.584 | 12.0 | 96.0 | NO | | |
| 39 | -1 | | | | | | | | | | | | |
| 40 | 21 | PFNA | 463.0 > 418.8 | | 12821.559 | 1.00 | | | | | NO | | |
| 41 | 22 | PFOSA | 497.9 > 77.9 | | 3746.740 | 1.00 | | | | | NO | | |
| 42 | 23 | L-PFOS | 498.9 > 79.9 | | 2375.180 | 1.00 | | | | | NO | | |
| 43 | 25 | 9Cl-PF30NS | 530.7 > 350.8 | | 2375.180 | 1.00 | | | | | NO | | |
| 44 | 26 | PFDA | 513 > 468.8 | | 9271.093 | 1.00 | | | | | NO | | |
| 45 | 27 | 8:2 FTS | 527.0 > 506.9 | | 1499.712 | 1.00 | | | | | NO | | |
| 46 | 56 | 13C5-PFNA | 468.2 > 422.9 | 12821.559 | 12736.363 | 1.00 | 4.60 | 12.584 | 12.0 | 96.0 | NO | | |
| 47 | 57 | 13C8-PFOSA | 506.1 > 77.7 | 3746.740 | 19798.504 | 1.00 | 4.66 | 2.366 | 13.1 | 104.6 | NO | | |
| 48 | 59 | 13C8-PFOS | 507.0 > 79.9 | 2375.180 | 2339.830 | 1.00 | 4.69 | 12.689 | 12.8 | 102.1 | NO | | |
| 49 | 59 | 13C8-PFOS | 507.0 > 79.9 | 2375.180 | 2339.830 | 1.00 | 4.69 | 12.689 | 12.8 | 102.1 | NO | | |
| 50 | 60 | 13C2-PFDA | 515.1 > 469.9 | 9271.093 | 15880.050 | 1.00 | 4.98 | 7.298 | 10.3 | 82.2 | NO | | |
| 51 | 61 | 13C2-8:2 FTS | 529 > 79.9 | 1499.712 | 2339.830 | 1.00 | 4.95 | 8.012 | 11.4 | 91.3 | NO | | |
| 52 | -1 | | | | | | | | | | | | |
| 53 | 28 | PFNS | 549.1 > 80.1 | | 2375.180 | 1.00 | | | | | NO | | |
| 54 | 29 | L-MeFOSAA | 570 > 419 | | 2378.308 | 1.00 | | | | | NO | | |
| 55 | 31 | L-EtFOSAA | 584.1 > 419 | | 3263.022 | 1.00 | | | | | NO | | |
| 56 | 33 | PFUdA | 563.0 > 518.9 | | 16568.410 | 1.00 | | | | | NO | | |
| 57 | 34 | PFDS | 598.8 > 79.9 | | 1499.712 | 1.00 | | | | | NO | | |
| 58 | 35 | 11Cl-PF30UdS | 632.6 > 452.7 | | 19533.605 | 1.00 | | | | | NO | | |
| 59 | 59 | 13C8-PFOS | 507.0 > 79.9 | 2375.180 | 2339.830 | 1.00 | 4.69 | 12.689 | 12.8 | 102.1 | NO | | |
| 60 | 62 | d3-N-MeFOSAA | 573.3 > 419 | 2378.308 | 19798.504 | 1.00 | 5.13 | 1.502 | 10.5 | 84.1 | NO | | |
| 61 | 64 | d5-N-EtFOSAA | 589.3 > 419 | 3263.022 | 19798.504 | 1.00 | 5.29 | 2.060 | 10.2 | 81.4 | NO | | |
| 62 | 63 | 13C2-PFUdA | 565 > 519.8 | 16568.410 | 19798.504 | 1.00 | 5.31 | 10.461 | 12.6 | 100.5 | NO | | |
| 63 | 61 | 13C2-8:2 FTS | 529 > 79.9 | 1499.712 | 2339.830 | 1.00 | 4.95 | 8.012 | 11.4 | 91.3 | NO | | |
| 64 | 65 | 13C2-PFDoA | 614.7 > 569.7 | 19533.605 | 15880.050 | 1.00 | 5.60 | 15.376 | 12.3 | 98.5 | NO | | |
| 65 | -1 | | | | | | | | | | | | |
| 66 | 36 | 10:2 FTS | 627.0 > 606.9 | | 1499.712 | 1.00 | | | | | NO | | |
| 67 | 37 | PFDoA | 612.9 > 569.0 | | 19533.605 | 1.00 | | | | | NO | | |
| 68 | 38 | N-MeFOSA | 512.1 > 168.9 | | 7137.127 | 1.00 | | | | | NO | | |
| 69 | 39 | PFTrDA | 662.9 > 618.9 | | 19533.605 | 1.00 | | | | | NO | | |
| 70 | 40 | PFDoS | 698.8 > 79.9 | | 8968.272 | 1.00 | | | | | NO | | |
| 71 | 41 | PFTeDA | 713.0 > 669.0 | | 8968.272 | 1.00 | | | | | NO | | |
| 72 | 65 | 13C2-PFDoA | 614.7 > 569.7 | 19533.605 | 15880.050 | 1.00 | 5.60 | 15.376 | 12.3 | 98.5 | NO | | |


CGH 8/6/2019

Vista Analytical Laboratory

Dataset: F:\Projects\PFAS.PRO\Results\190805M1\190508M1-7.qld

Last Altered: Tuesday, August 06, 2019 10:03:25 Pacific Daylight Time
Printed: Tuesday, August 06, 2019 10:03:56 Pacific Daylight Time

**Name: 190805M1_7, Date: 05-Aug-2019, Time: 11:32:41, ID: IB, Description: IB**

| | # | Name | Trace | Area | IS Area | wt/vol | RT | Response | Conc. | %Rec | Recovery ... | Ion Ratio | Ratio Out? |
|---|---|---|---|---|---|---|---|---|---|---|---|---|---|
| 73 | 65 | 13C2-PFDoA | 614.7 > 569.7 | 19533.605 | 15880.050 | 1.00 | 5.60 | 15.376 | 12.3 | 98.5 | NO | | |
| 74 | 66 | d3-N-MeFOSA | 515.2 > 168.9 | 7137.127 | 19798.504 | 1.00 | 5.72 | 4.506 | 144.9 | 96.6 | NO | | |
| 75 | 65 | 13C2-PFDoA | 614.7 > 569.7 | 19533.605 | 15880.050 | 1.00 | 5.60 | 15.376 | 12.3 | 98.5 | NO | | |
| 76 | 67 | 13C2-PFTeDA | 715.1 > 669.7 | 8968.272 | 19798.504 | 1.00 | 6.07 | 5.662 | 12.5 | 100.2 | NO | | |
| 77 | 67 | 13C2-PFTeDA | 715.1 > 669.7 | 8968.272 | 19798.504 | 1.00 | 6.07 | 5.662 | 12.5 | 100.2 | NO | | |
| 78 | -1 | | | | | | | | | | | | |
| 79 | 42 | N-EtFOSA | 526.1 > 168.9 | | 8307.393 | 1.00 | | | | | NO | | |
| 80 | 43 | PFHxDA | 813.1 > 768.6 | 51.844 | 5910.098 | 1.00 | 6.42 | 0.044 | | | NO | 41.843 | YES |
| 81 | 44 | PFODA | 913.1 > 868.8 | 8.255 | 5910.098 | 1.00 | 6.66 | 0.007 | | | NO | | |
| 82 | 45 | N-MeFOSE | 616.1 > 58.9 | | 8229.578 | 1.00 | | | | | NO | | |
| 83 | 46 | N-EtFOSE | 630.1 > 58.9 | | 7795.722 | 1.00 | | | | | NO | | |
| 84 | 72 | 13C4-PFBA | 217.0 > 172.0 | 6434.438 | 6434.438 | 1.00 | 1.23 | 12.500 | 12.5 | 100.0 | NO | | |
| 85 | 68 | d5-N-ETFOSA | 531.1 > 168.9 | 8307.393 | 19798.504 | 1.00 | 6.14 | 5.245 | 143.4 | 95.6 | NO | | |
| 86 | 69 | 13C2-PFHxDA | 815 > 769.7 | 5910.098 | 19798.504 | 1.00 | 6.42 | 3.731 | 5.2 | 104.5 | NO | | |
| 87 | 69 | 13C2-PFHxDA | 815 > 769.7 | 5910.098 | 19798.504 | 1.00 | 6.42 | 3.731 | 5.2 | 104.5 | NO | | |
| 88 | 70 | d7-N-MeFOSE | 623.1 > 58.9 | 8229.578 | 19798.504 | 1.00 | 6.30 | 5.196 | 158.3 | 105.6 | NO | | |
| 89 | 71 | d9-N-EtFOSE | 639.2 > 58.8 | 7795.722 | 19798.504 | 1.00 | 6.45 | 4.922 | 143.2 | 95.5 | NO | | |
| 90 | 73 | 13C5-PFHxA | 318.0 > 272.9 | 15499.171 | 15499.171 | 1.00 | 3.00 | 12.500 | 12.5 | 100.0 | NO | | |
| 91 | -1 | | | | | | | | | | | | |
| 92 | 75 | 13C8-PFOA | 420.9 > 376.0 | 21842.961 | 21842.961 | 1.00 | 4.16 | 12.500 | 12.5 | 100.0 | NO | | |
| 93 | 74 | 18O2-PFHxS | 403.0 > 102.6 | 956.252 | 956.252 | 1.00 | 3.78 | 12.500 | 12.5 | 100.0 | NO | | |
| 94 | 76 | 13C9-PFNA | 472.2 > 426.9 | 12736.363 | 12736.363 | 1.00 | 4.60 | 12.500 | 12.5 | 100.0 | NO | | |
| 95 | 77 | 13C4-PFOS | 503 > 79.9 | 2339.830 | 2339.830 | 1.00 | 4.69 | 12.500 | 12.5 | 100.0 | NO | | |
| 96 | 78 | 13C6-PFDA | 519.1 > 473.7 | 15880.050 | 15880.050 | 1.00 | 4.98 | 12.500 | 12.5 | 100.0 | NO | | |
| 97 | 79 | 13C7-PFUdA | 570.1 > 524.8 | 19798.504 | 19798.504 | 1.00 | 5.31 | 12.500 | 12.5 | 100.0 | NO | | |

Vista Analytical Laboratory

Dataset: F:\Projects\PFAS.PRO\Results\190805M1\190508M1-7.qld

Last Altered: Tuesday, August 06, 2019 10:03:25 Pacific Daylight Time
Printed: Tuesday, August 06, 2019 10:03:56 Pacific Daylight Time

**Method: F:\Projects\PFAS.PRO\MethDB\PFAS_FULL_80C_080519.mdb 05 Aug 2019 14:58:12**
**Calibration: F:\Projects\PFAS.PRO\CurveDB\C18_VAL-PFAS_Q4_08-02-19.cdb 03 Aug 2019 11:02:31**

**Name: 190805M1_7, Date: 05-Aug-2019, Time: 11:32:41, ID: IB, Description: IB**

**PFBA**

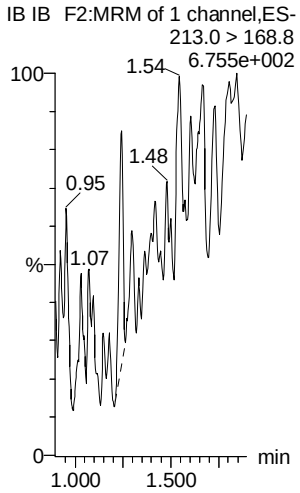


**PFPrS**

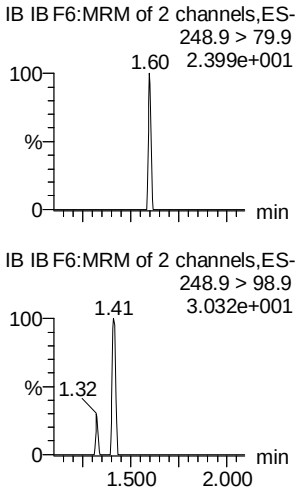


**3:3 FTCA**

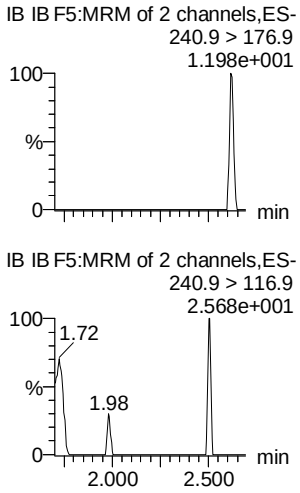


**PFPeA**

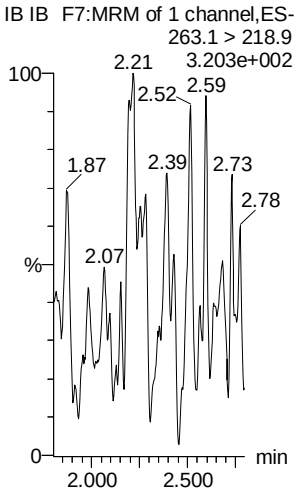


**PFBS**

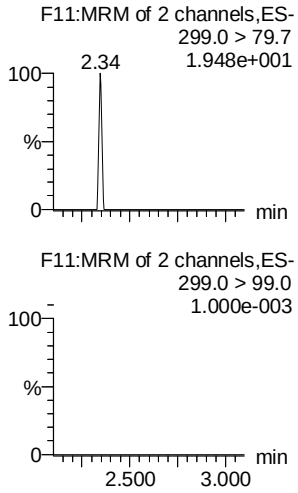


**4:2 FTS**

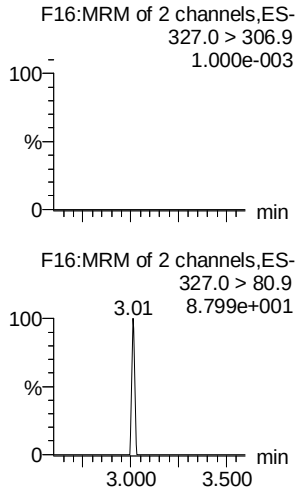


**13C3-PFBA**

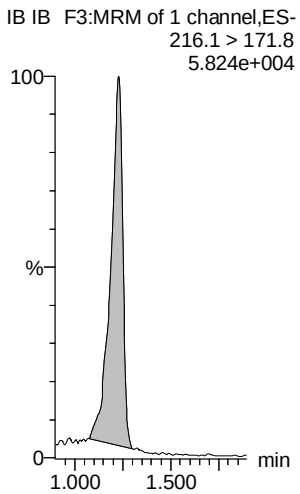


**13C3-PFBS**

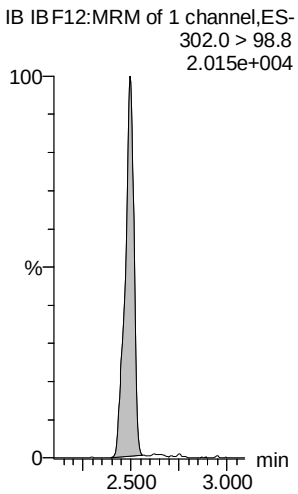


**13C3-PFPeA**

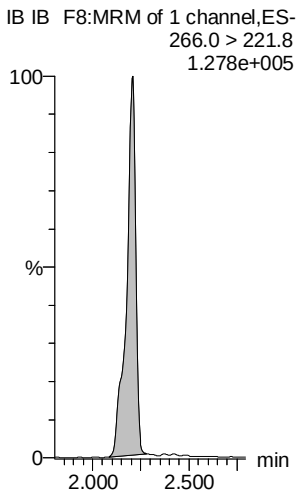


**13C3-PFPeA**

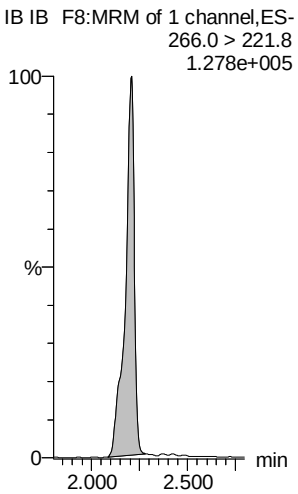


**13C3-PFBS**

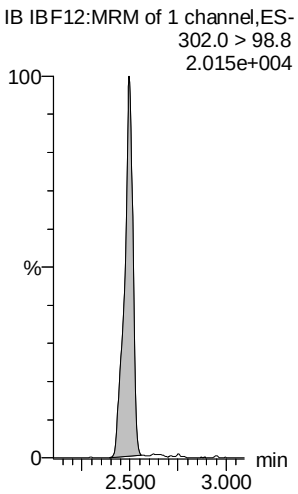


**13C2-4:2 FTS**

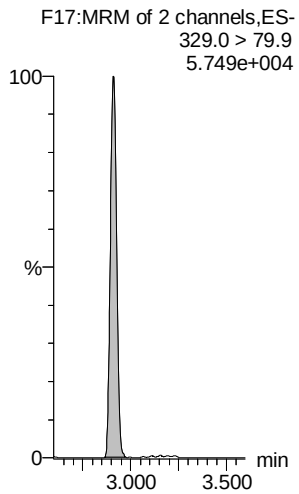

Dataset: F:\Projects\PFAS.PRO\Results\190805M1\190508M1-7.qld

Last Altered: Tuesday, August 06, 2019 10:03:25 Pacific Daylight Time
Printed: Tuesday, August 06, 2019 10:03:56 Pacific Daylight Time

**Name: 190805M1_7, Date: 05-Aug-2019, Time: 11:32:41, ID: IB, Description: IB**

**PFHxA**

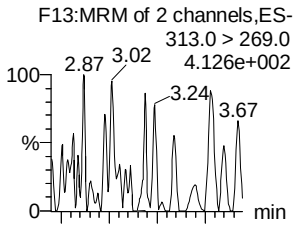


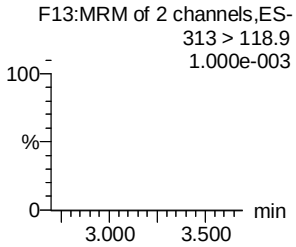


**PFPeS**

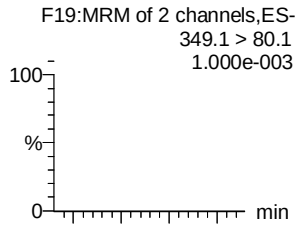


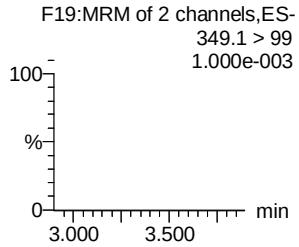


**HFPO-DA**

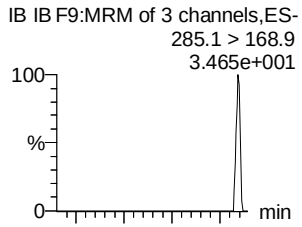


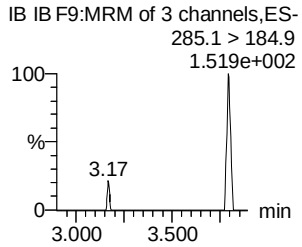


**5:3 FTCA**

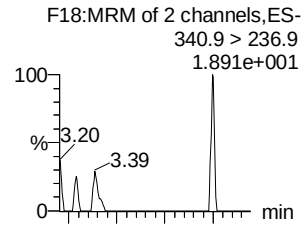


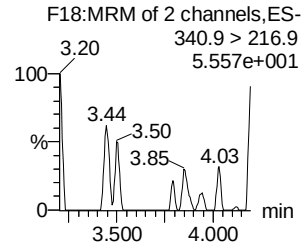


**PFHpA**

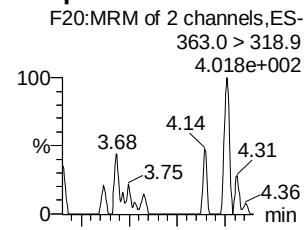


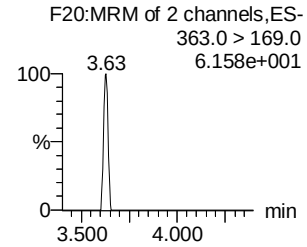


**ADONA**

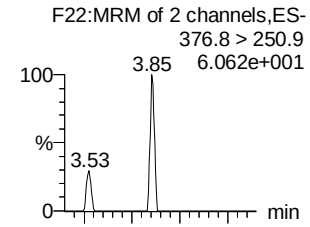


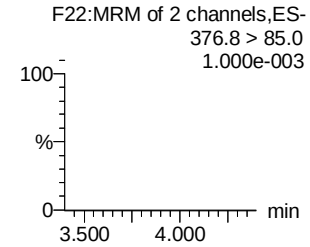


**13C2-PFHxA**

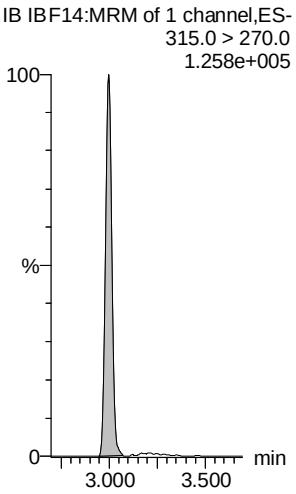


**13C3-PFBS**

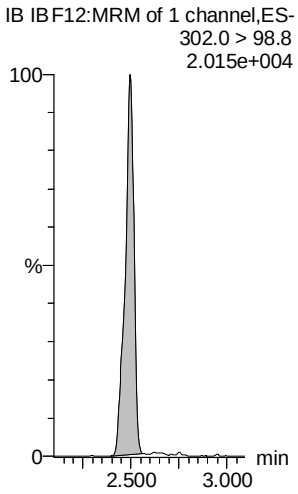


**13C3-HFPO-DA**

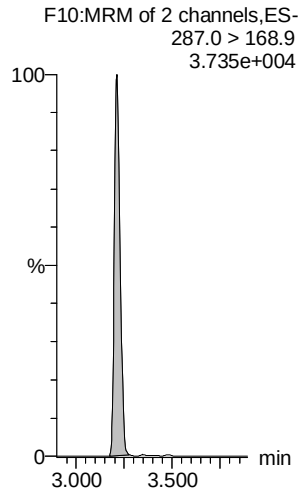


**13C4-PFHpA**

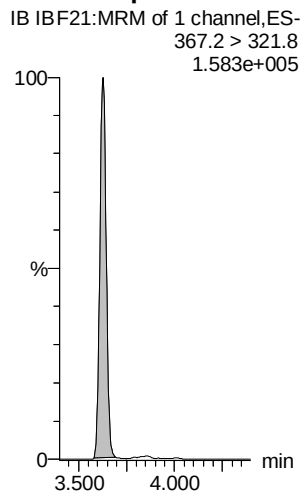


**13C4-PFHpA**

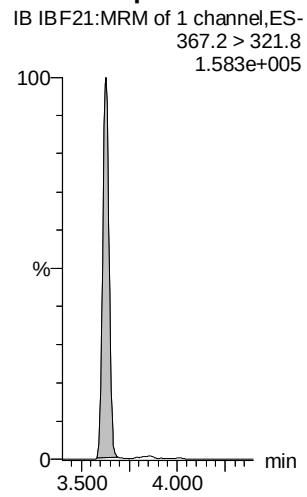


**13C4-PFHpA**

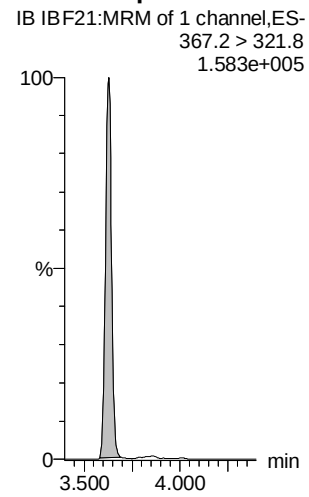

Dataset: F:\Projects\PFAS.PRO\Results\190805M1\190508M1-7.qld

Last Altered: Tuesday, August 06, 2019 10:03:25 Pacific Daylight Time
Printed: Tuesday, August 06, 2019 10:03:56 Pacific Daylight Time

**Name: 190805M1_7, Date: 05-Aug-2019, Time: 11:32:41, ID: IB, Description: IB**

**L-PFHxS**

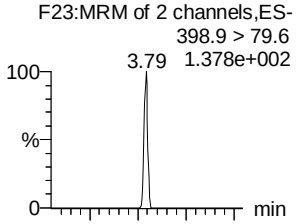


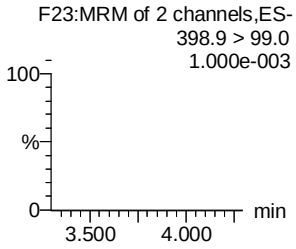


**6:2 FTS**

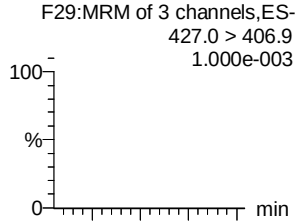


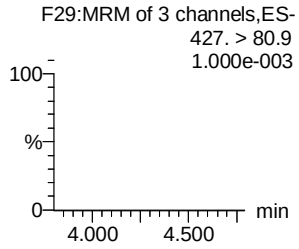


**L-PFOA**

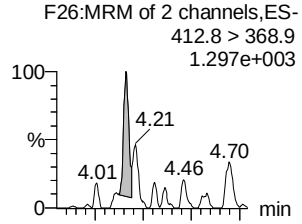


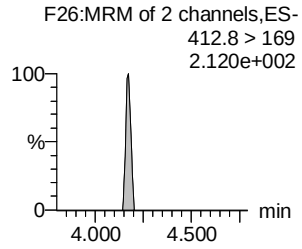


**PFEChS**

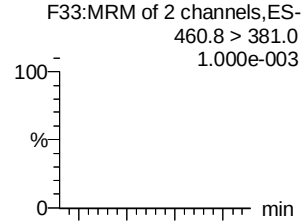


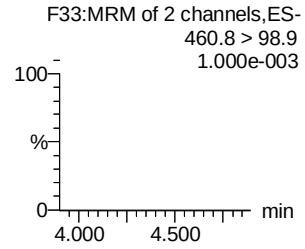


**PFHpS**

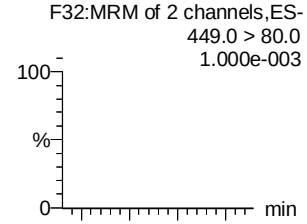


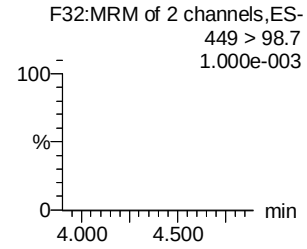


**7:3 FTCA**

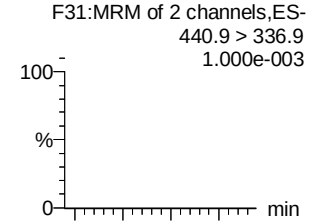


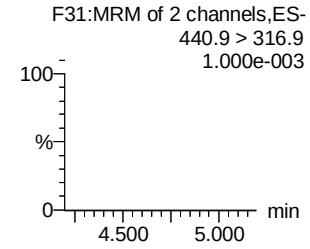


**13C3-PFHxS**

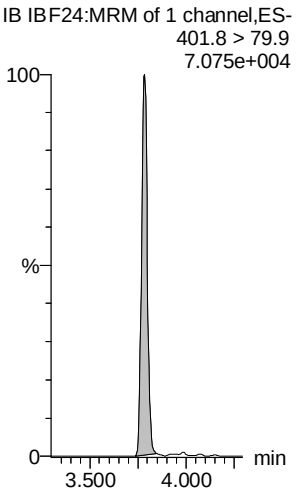


**13C2-6:2 FTS**

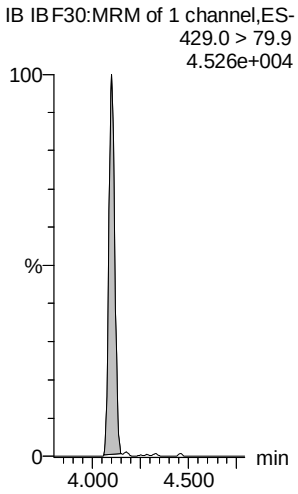


**13C2-PFOA**

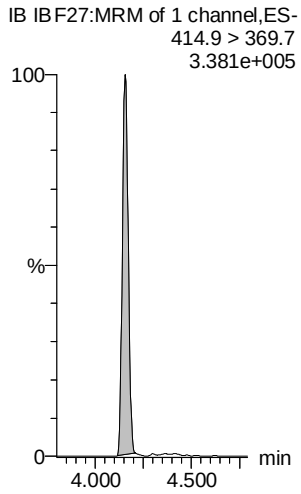


**13C2-PFOA**

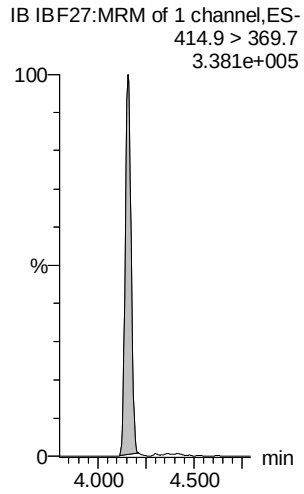


**13C8-PFOS**

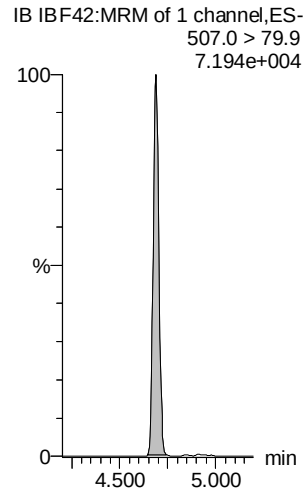


**13C5-PFNA**

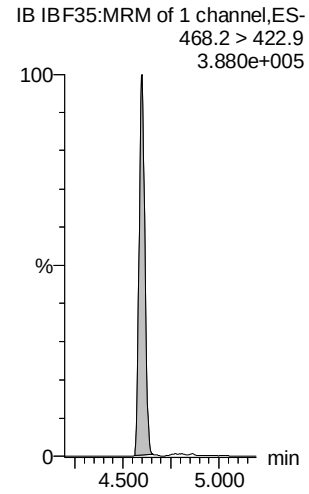

Dataset: F:\Projects\PFAS.PRO\Results\190805M1\190508M1-7.qld

Last Altered: Tuesday, August 06, 2019 10:03:25 Pacific Daylight Time
Printed: Tuesday, August 06, 2019 10:03:56 Pacific Daylight Time

**Name: 190805M1_7, Date: 05-Aug-2019, Time: 11:32:41, ID: IB, Description: IB**

**PFNA**

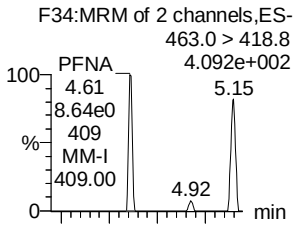


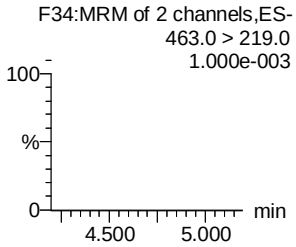


**PFOSA**

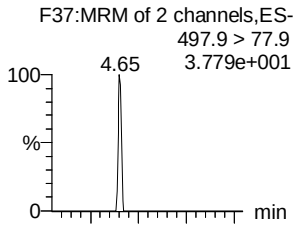


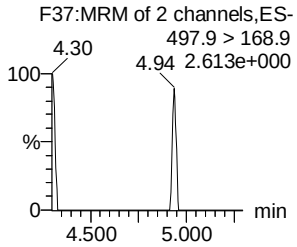


**L-PFOS**

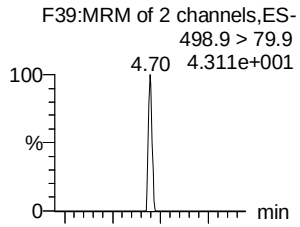


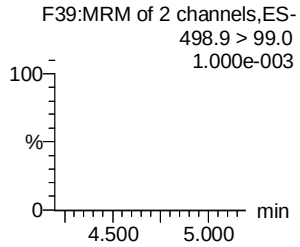


**9Cl-PF30NS**

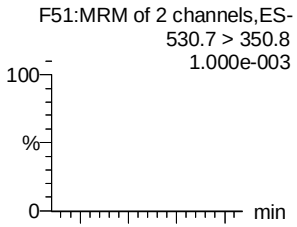


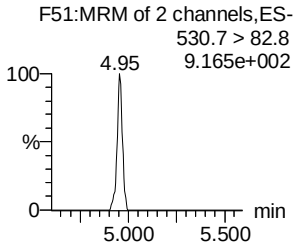


**PFDA**

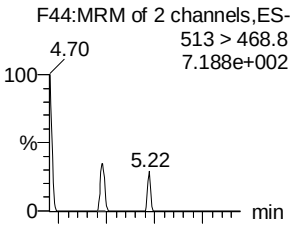


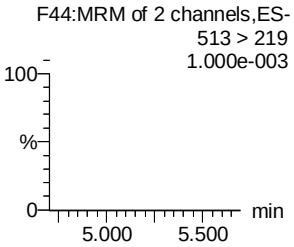


**8:2 FTS**

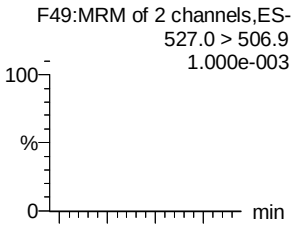


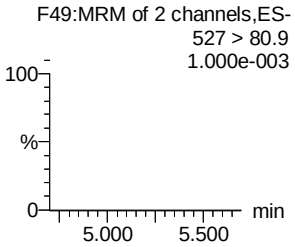


**13C5-PFNA**

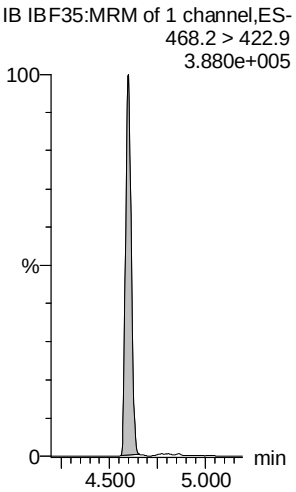


**13C8-PFOSA**

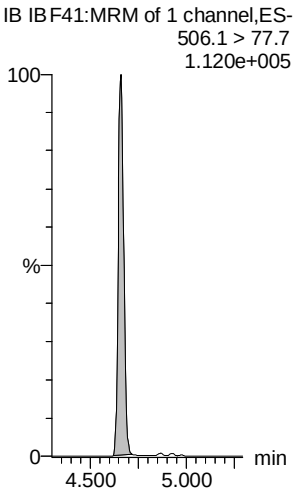


**13C8-PFOS**

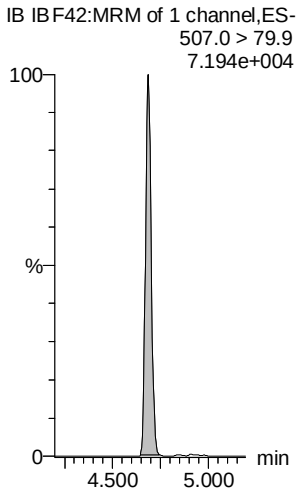


**13C8-PFOS**

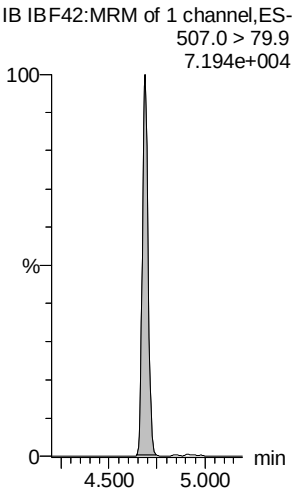


**13C2-PFDA**

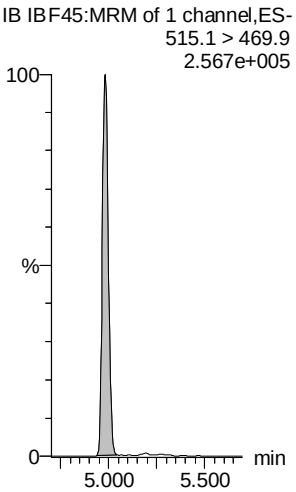


**13C2-8:2 FTS**

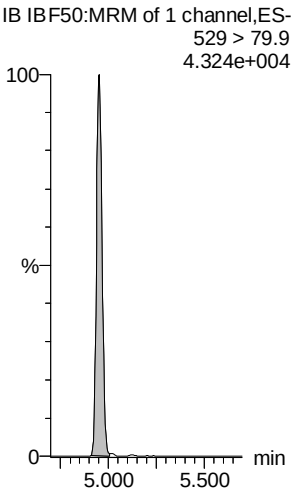

Dataset: F:\Projects\PFAS.PRO\Results\190805M1\190508M1-7.qld

Last Altered: Tuesday, August 06, 2019 10:03:25 Pacific Daylight Time
Printed: Tuesday, August 06, 2019 10:03:56 Pacific Daylight Time

**Name: 190805M1_7, Date: 05-Aug-2019, Time: 11:32:41, ID: IB, Description: IB**

**PFNS**

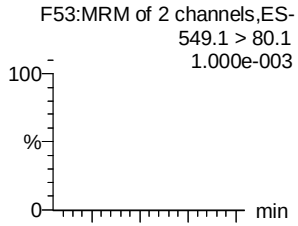


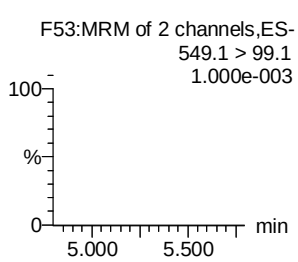


**L-MeFOSAA**

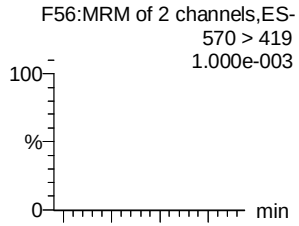


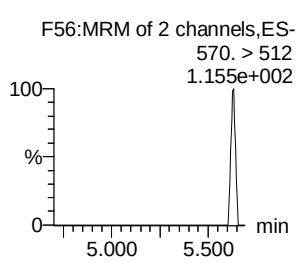


**L-EtFOSAA**

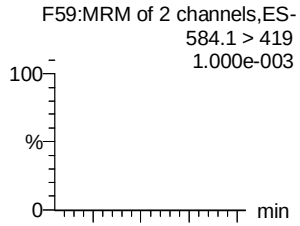


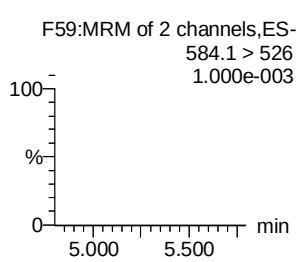


**PFUdA**

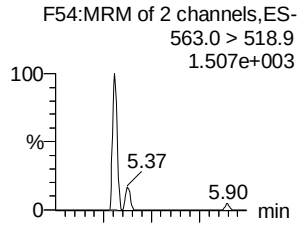


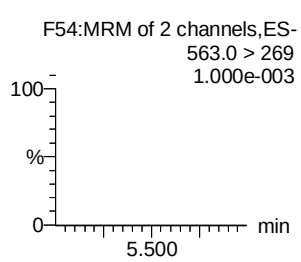


**PFDS**

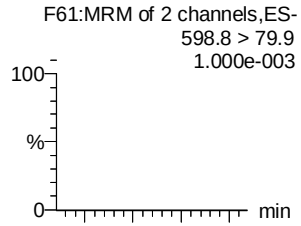


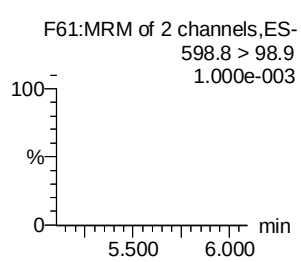


**11Cl-PF30UdS**

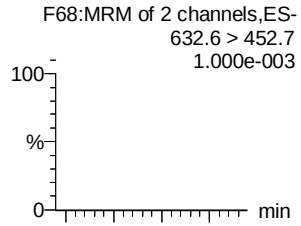


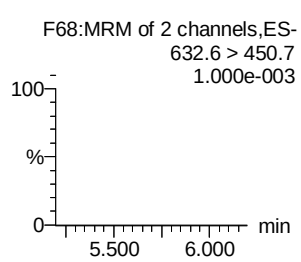


**13C8-PFOS**

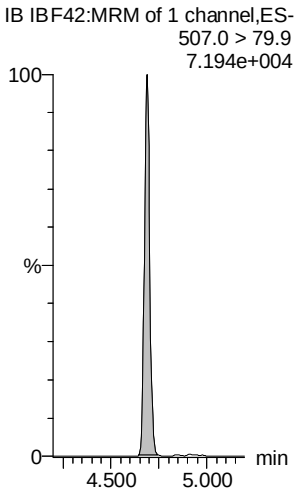


**d3-N-MeFOSAA**

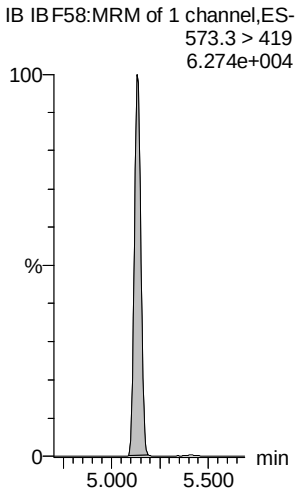


**d5-N-EtFOSAA**

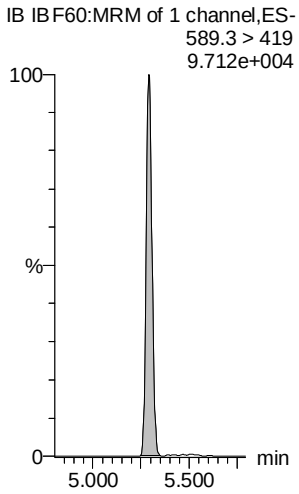


**13C2-PFUdA**

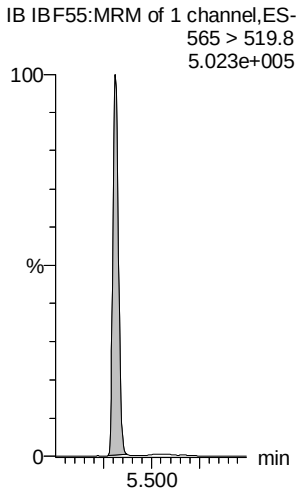


**13C2-8:2 FTS**

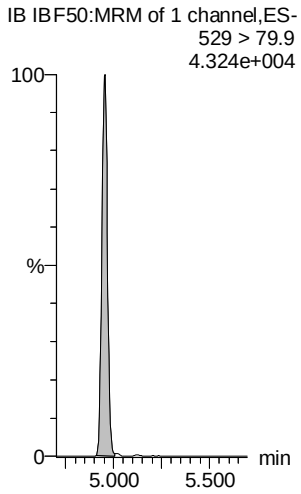


**13C2-PFDoA**

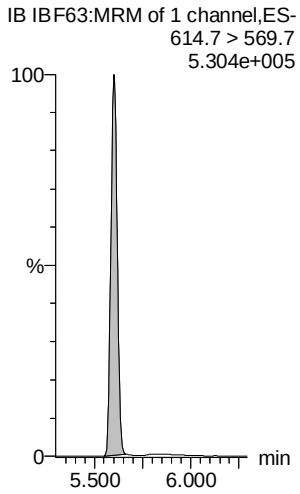

Dataset: F:\Projects\PFAS.PRO\Results\190805M1\190508M1-7.qld

Last Altered: Tuesday, August 06, 2019 10:03:25 Pacific Daylight Time
Printed: Tuesday, August 06, 2019 10:03:56 Pacific Daylight Time

**Name: 190805M1_7, Date: 05-Aug-2019, Time: 11:32:41, ID: IB, Description: IB**

**10:2 FTS**

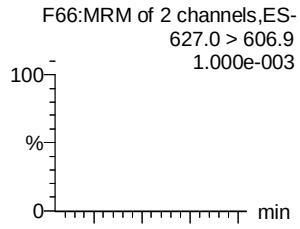


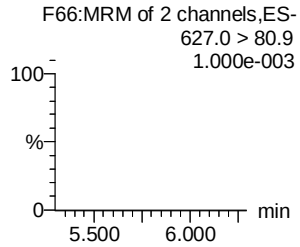


**PFDoA**

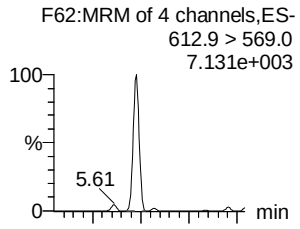


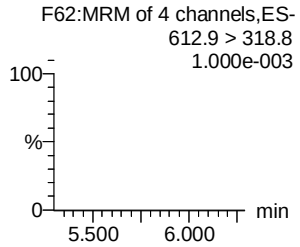


**N-MeFOSA**

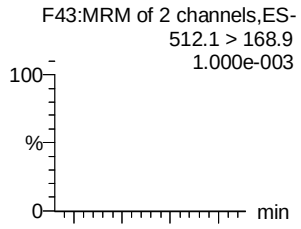


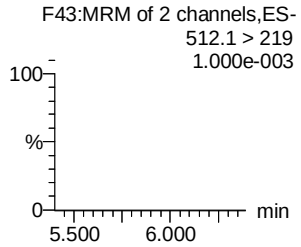


**PFTrDA**

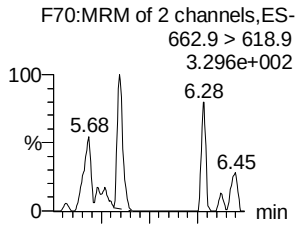


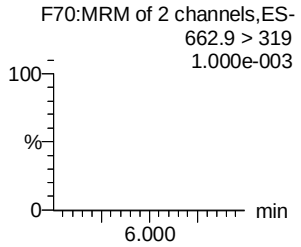


**PFDoS**

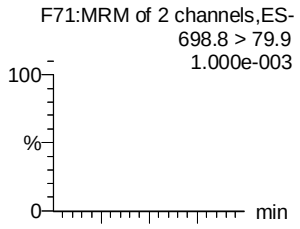


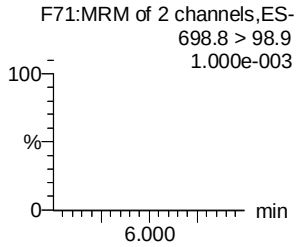


**PFTeDA**

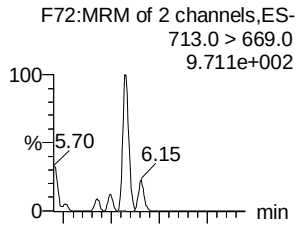


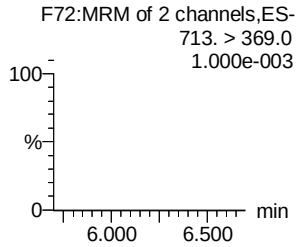


**13C2-PFDoA**

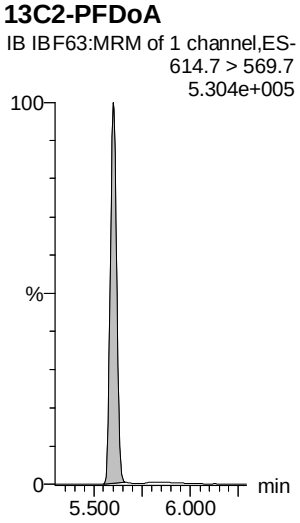


**13C2-PFDoA**

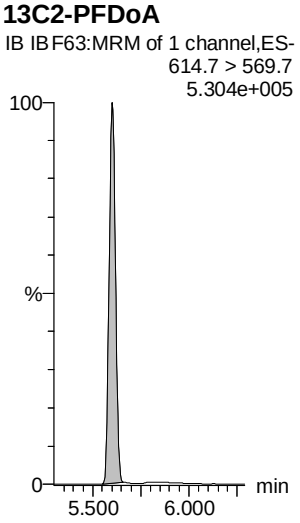


**d3-N-MeFOSA**

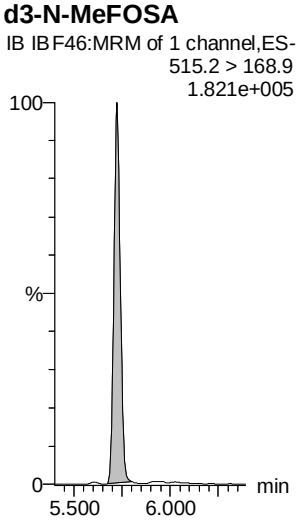


**13C2-PFDoA**

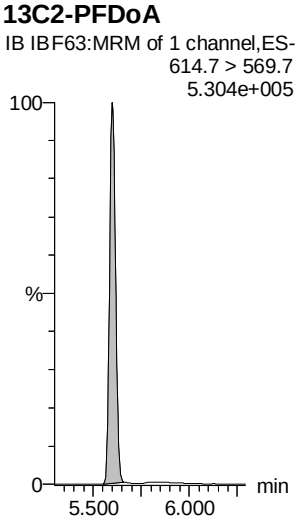


**13C2-PFTeDA**

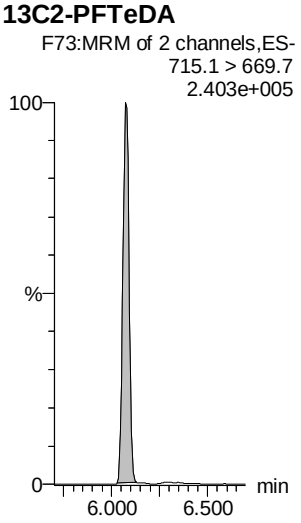


**13C2-PFTeDA**

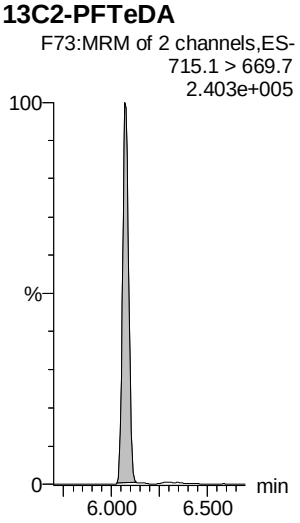

Dataset: F:\Projects\PFAS.PRO\Results\190805M1\190508M1-7.qld

Last Altered: Tuesday, August 06, 2019 10:03:25 Pacific Daylight Time
Printed: Tuesday, August 06, 2019 10:03:56 Pacific Daylight Time

**Name: 190805M1_7, Date: 05-Aug-2019, Time: 11:32:41, ID: IB, Description: IB**

**N-EtFOSA**

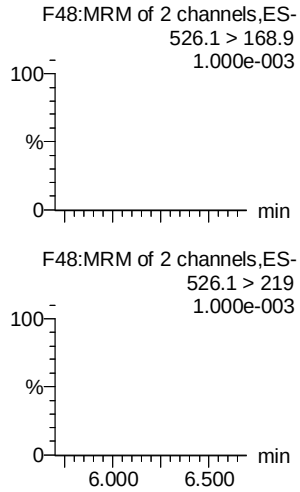


**PFHxDA**

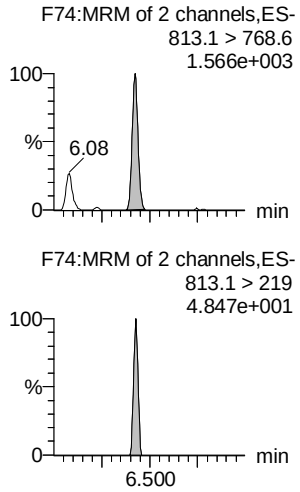


**PFODA**

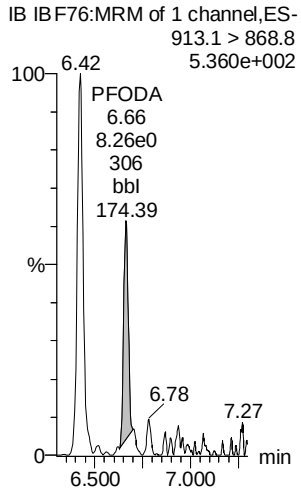


**N-MeFOSE**

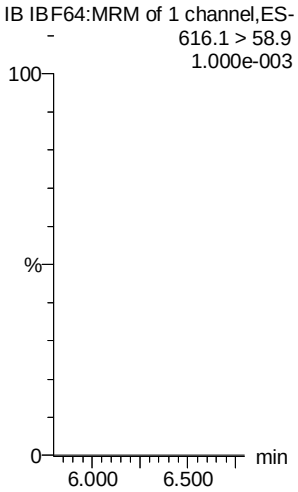


**N-EtFOSE**

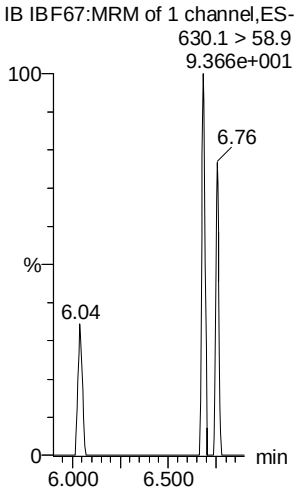


**13C4-PFBA**

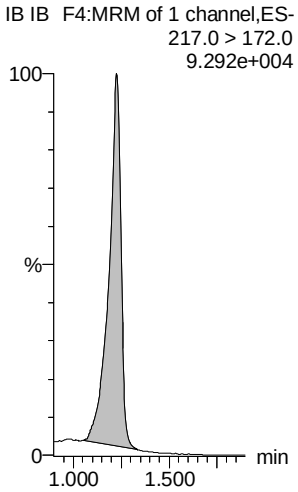


**d5-N-ETFOSA**

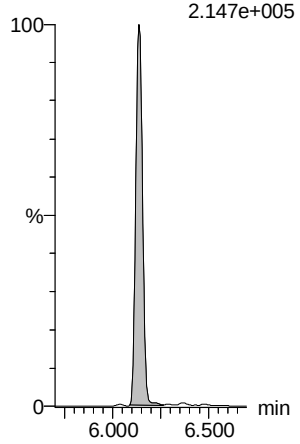


**13C2-PFHxDA**

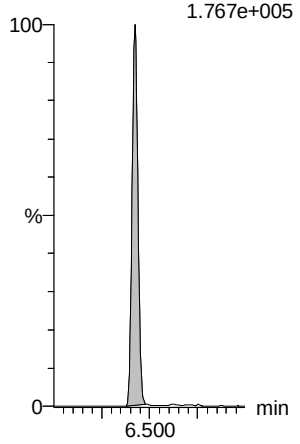


**13C2-PFHxDA**

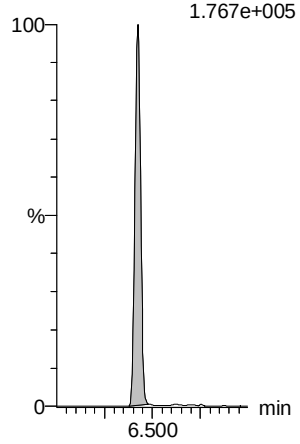


**d7-N-MeFOSE**

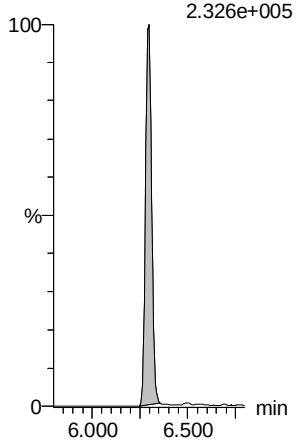


**d9-N-EtFOSE**

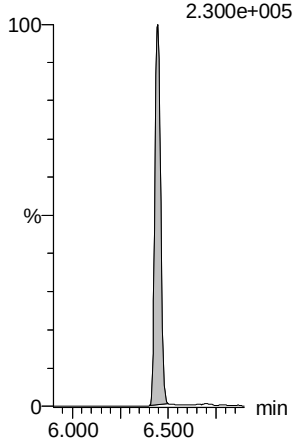


**13C5-PFHxA**

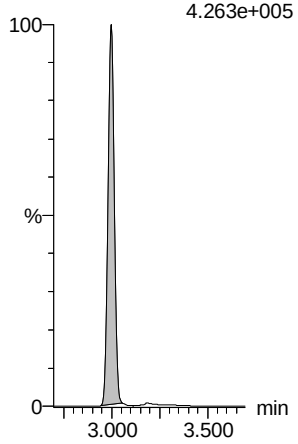

Dataset: F:\Projects\PFAS.PRO\Results\190805M1\190508M1-7.qld

Last Altered: Tuesday, August 06, 2019 10:03:25 Pacific Daylight Time
Printed: Tuesday, August 06, 2019 10:03:56 Pacific Daylight Time

**Name: 190805M1_7, Date: 05-Aug-2019, Time: 11:32:41, ID: IB, Description: IB**

**13C8-PFOA**

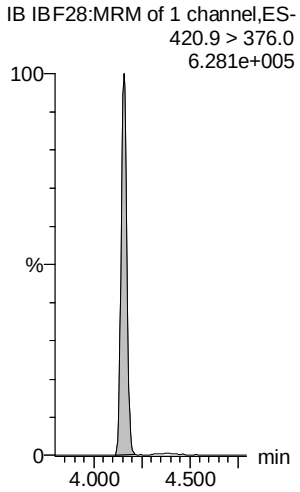


**18O2-PFHxS**

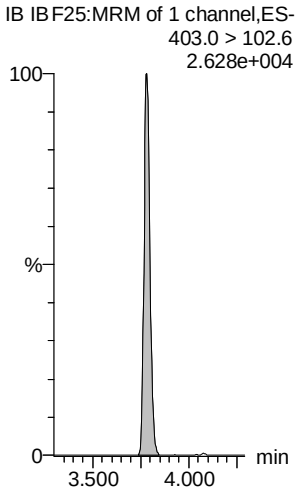


**13C9-PFNA**

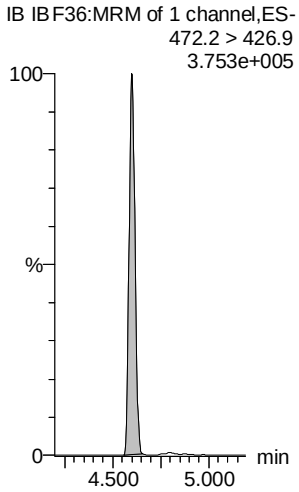


**13C4-PFOS**

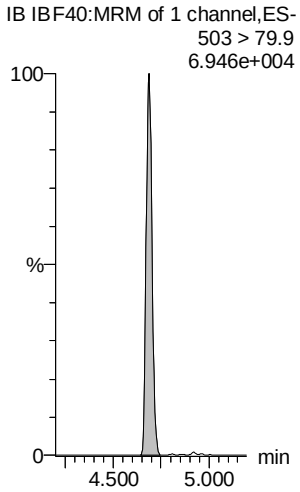


**13C6-PFDA**

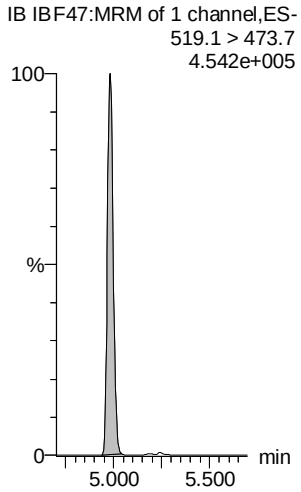


**13C7-PFUdA**

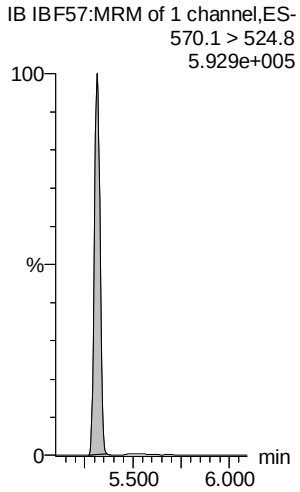

## LC Calibration Standards Review Checklist Q24

| | | | ION Ratio | Concentration | C-Cals Name | Sign Date | Correct I-Cal | Manual Integrations | N/A |
|---|---|---|---|---|---|---|---|---|---|
| **Calibration ID:** | ST190805M1-1 | L M H | ☑ | ☑ | ☑ | ☑ | ☑ | ☑ | ☐ |
| **Calibration ID:** | -2 | L M H | ☑ | ☑ | ☑ | ☑ | ☑ | ☑ | ☐ |
| **Calibration ID:** | -3 | L M H | ☑ | ☑ | ☑ | ☑ | ☑ | ☑ | ☐ |
| **Calibration ID:** | -4 | L M H | ☑ | ☑ (A) Calt 8/6/19 | ☑ | ☑ | ☑ | ☑ | ☐ |
| **Calibration ID:** | -5 | L M H | ☑ | ☑ (A) | ☑ | ☑ | ☑ | ☑ | ☐ |
| **Calibration ID:** | -6 | L M H | ☑ | ☑ | ☑ | ☑ | ☑ | ☑ | ☐ |
| **Calibration ID:** | -7 | L M H | ☑ | ☑ (B) | ☑ | ☑ | ☑ | ☑ | ☑ |
| **Calibration ID:** | | L M H | ☐ | ☐ | ☐ | ☐ | ☐ | ☐ | ☐ |
| **Calibration ID:** | | L M H | ☐ N/A Calt 8/6/19 | ☐ | ☐ | ☐ | ☐ | ☐ | ☐ |
| **Calibration ID:** | | L M H | ☐ | ☐ | ☐ | ☐ | ☐ | ☐ | ☐ |

**Full Mass Cal. Date:** 08/03/19

**Run Log Present:** ☑

**# of Samples per Sequence Checked:** ☑

**Instrument Blank Saved** ☑

**All Branches in Acquisition Window** ☑

**IIS Area Saved** ☑

**Reviewed By:** JM 8/7/19
**Initials/Date**

**Comments:**

(A) PFPeS > 130%.
(B) EtFOSAA > 130%.

Vista Analytical Laboratory

Dataset: F:\Projects\PFAS.PRO\Results\190805M1\190508M1-22.qld

Last Altered: Monday, August 05, 2019 14:58:13 Pacific Daylight Time
Printed: Monday, August 05, 2019 15:06:27 Pacific Daylight Time

**Method: F:\Projects\PFAS.PRO\MethDB\PFAS_FULL_80C_080519.mdb 05 Aug 2019 14:58:12**
**Calibration: F:\Projects\PFAS.PRO\CurveDB\C18_VAL-PFAS_Q4_08-02-19.cdb 03 Aug 2019 11:02:31**

**Name: 190805M1_22, Date: 05-Aug-2019, Time: 14:11:37, ID: ST190805M1-2 PFC CS3 19G2306, Description: PFC CS3 19G2006**

| | Name | Pred.RT | RT | Pred. Ratio | Ion Ratio | Ratio out? |
|---|---|---|---|---|---|---|
| 1 | PFBA | 1.23 | 1.23 | | | |
| 2 | PFPrS | 1.58 | 1.58 | 2.628 | 2.628 | NO |
| 3 | 3:3 FTCA | 2.04 | 2.06 | 1.657 | 1.657 | NO |
| 4 | PFPeA | 2.21 | 2.21 | | | |
| 5 | PFBS | 2.50 | 2.50 | 3.101 | 3.101 | NO |
| 6 | 4:2 FTS | 2.91 | 2.91 | 1.919 | 1.919 | NO |
| 7 | PFHxA | 3.00 | 3.01 | 13.889 | 13.889 | NO |
| 8 | PFPeS | 3.21 | 3.21 | 1.511 | 1.511 | NO |
| 9 | HFPO-DA | 3.22 | 3.22 | 3.266 | 3.266 | NO |
| 10 | 5:3 FTCA | 3.55 | 3.57 | 1.442 | 1.442 | NO |
| 11 | PFHpA | 3.63 | 3.63 | 4.978 | 4.978 | NO |
| 12 | ADONA | 3.75 | 3.75 | 3.199 | 3.199 | NO |
| 13 | L-PFHxS | 3.79 | 3.79 | 2.018 | 2.018 | NO |
| 14 | 6:2 FTS | 4.10 | 4.10 | 2.184 | 2.184 | NO |
| 15 | L-PFOA | 4.16 | 4.16 | 3.652 | 3.652 | NO |
| 16 | PFecHS | 4.18 | 4.18 | 0.987 | 0.987 | NO |
| 17 | PFHpS | 4.27 | 4.27 | 1.889 | 1.889 | NO |
| 18 | 7:3 FTCA | 4.60 | 4.59 | 2.283 | 2.283 | NO |
| 19 | PFNA | 4.61 | 4.61 | 2.848 | 2.848 | NO |
| 20 | PFOSA | 4.66 | 4.66 | 32.713 | 32.713 | NO |
| 21 | L-PFOS | 4.69 | 4.69 | 2.104 | 2.104 | NO |
| 22 | 9Cl-PF30NS | 4.91 | 4.91 | 23.289 | 23.289 | NO |
| 23 | PFDA | 4.98 | 4.99 | 4.288 | 4.288 | NO |
| 24 | 8:2 FTS | 4.95 | 4.95 | 1.520 | 1.520 | NO |
| 25 | PFNS | 5.05 | 5.05 | 1.607 | 1.607 | NO |
| 26 | L-MeFOSAA | 5.14 | 5.14 | 2.504 | 2.504 | NO |

Vista Analytical Laboratory

Dataset: F:\Projects\PFAS.PRO\Results\190805M1\190508M1-22.qld

Last Altered: Monday, August 05, 2019 14:58:13 Pacific Daylight Time
Printed: Monday, August 05, 2019 15:06:43 Pacific Daylight Time

**Method: F:\Projects\PFAS.PRO\MethDB\PFAS_FULL_80C_080519.mdb 05 Aug 2019 14:58:12**
**Calibration: F:\Projects\PFAS.PRO\CurveDB\C18_VAL-PFAS_Q4_08-02-19.cdb 03 Aug 2019 11:02:31**

**Name: 190805M1_22, Date: 05-Aug-2019, Time: 14:11:37, ID: ST190805M1-2 PFC CS3 19G2306, Description: PFC CS3 19G2006**

| | Name | Pred.RT | RT | Pred. Ratio | Ion Ratio | Ratio out? |
|---|---|---|---|---|---|---|
| 1 | L-EtFOSAA | 5.29 | 5.30 | 1.379 | 1.379 | NO |
| 2 | PFUdA | 5.32 | 5.32 | 6.067 | 6.067 | NO |
| 3 | PFDS | 5.37 | 5.37 | 2.090 | 2.090 | NO |
| 4 | 11Cl-PF30UdS | 5.53 | 5.53 | 3.171 | 3.171 | NO |
| 5 | 10:2 FTS | 5.59 | 5.59 | 1.441 | 1.441 | NO |
| 6 | PFDoA | 5.60 | 5.60 | 7.795 | 7.795 | NO |
| 7 | N-MeFOSA | 5.70 | 5.70 | 2.010 | 2.010 | NO |
| 8 | PFTrDA | 5.86 | 5.86 | 13.179 | 13.179 | NO |
| 9 | PFDoS | 5.88 | 5.88 | 2.015 | 2.015 | NO |
| 10 | PFTeDA | 6.08 | 6.08 | 15.313 | 15.313 | NO |
| 11 | N-EtFOSA | 6.12 | 6.12 | 1.902 | 1.902 | NO |
| 12 | PFHxDA | 6.42 | 6.42 | 8.916 | 8.916 | NO |
| 13 | PFODA | 6.67 | 6.67 | | | |
| 14 | N-MeFOSE | 6.31 | 6.31 | | | |
| 15 | N-EtFOSE | 6.46 | 6.46 | | | |

Dataset: F:\Projects\PFAS.PRO\Results\190805M1\190508M1-6.qld

Last Altered: Monday, August 05, 2019 15:04:29 Pacific Daylight Time
Printed: Monday, August 05, 2019 15:05:01 Pacific Daylight Time

JM 8/7/19

**Name: 190805M1_6, Date: 05-Aug-2019, Time: 11:22:04, ID: ST190805M1-1 PFC CS0 19G2303, Description: PFC CS0 19G2003**

| | # | Name | Trace | Area | IS Area | wt/vol | RT | Response | Conc. | %Rec | Recovery ... | Ion Ratio | Ratio Out? |
|---|---|---|---|---|---|---|---|---|---|---|---|---|---|
| 1 | 1 | PFBA | 213.0 > 168.8 | 401.803 | 3999.196 | 1.00 | 1.23 | 1.256 | 1.0 | 100.1 | NO | | |
| 2 | 2 | PFPrS | 248.9 > 79.9 | 98.658 | 989.804 | 1.00 | 1.58 | 1.246 | 0.9 | 85.9 | NO | 2.223 | NO |
| 3 | 3 | 3:3 FTCA | 240.9 > 176.9 | 20.615 | 6507.635 | 1.00 | 2.06 | 0.040 | 1.0 | 96.2 | NO | 2.017 | NO |
| 4 | 4 | PFPeA | 263.1 > 218.9 | 434.125 | 6507.635 | 1.00 | 2.20 | 0.834 | 0.9 | 94.3 | NO | | |
| 5 | 5 | PFBS | 299.0 > 79.7 | 149.070 | 989.804 | 1.00 | 2.49 | 1.883 | 0.9 | 94.8 | NO | 2.917 | NO |
| 6 | 6 | 4:2 FTS | 327.0 > 306.9 | 366.574 | 1969.897 | 1.00 | 2.91 | 2.326 | 1.0 | 96.4 | NO | 1.950 | NO |
| 7 | 47 | 13C3-PFBA | 216.1 > 171.8 | 3999.196 | 6487.125 | 1.00 | 1.22 | 7.706 | 11.5 | 92.3 | NO | | |
| 8 | 49 | 13C3-PFBS | 302.0 > 98.8 | 989.804 | 954.220 | 1.00 | 2.50 | 12.966 | 12.2 | 97.7 | NO | | |
| 9 | 48 | 13C3-PFPeA | 266.0 > 221.8 | 6507.635 | 14360.493 | 1.00 | 2.20 | 5.665 | 12.2 | 97.8 | NO | | |
| 10 | 48 | 13C3-PFPeA | 266.0 > 221.8 | 6507.635 | 14360.493 | 1.00 | 2.20 | 5.665 | 12.2 | 97.8 | NO | | |
| 11 | 49 | 13C3-PFBS | 302.0 > 98.8 | 989.804 | 954.220 | 1.00 | 2.50 | 12.966 | 12.2 | 97.7 | NO | | |
| 12 | 51 | 13C2-4:2 FTS | 329.0 >79.9 | 1969.897 | 954.220 | 1.00 | 2.91 | 25.805 | 13.4 | 107.2 | NO | | |
| 13 | -1 | | | | | | | | | | | | |
| 14 | 7 | PFHxA | 313.0 > 269.0 | 1000.489 | 4724.423 | 1.00 | 3.00 | 1.059 | 1.0 | 97.5 | NO | 13.158 | NO |
| 15 | 8 | PFPeS | 349.1>80.1 | 153.786 | 989.804 | 1.00 | 3.21 | 1.942 | 1.3 | 129.3 | NO | 1.945 | NO |
| 16 | 9 | HFPO-DA | 285.1 > 168.9 | 134.048 | 1115.763 | 1.00 | 3.22 | 0.601 | 1.1 | 110.5 | NO | 2.717 | NO |
| 17 | 10 | 5:3 FTCA | 340.9 > 236.9 | 130.826 | 5620.694 | 1.00 | 3.56 | 0.291 | 1.1 | 110.0 | NO | 1.448 | NO |
| 18 | 11 | PFHpA | 363.0 > 318.9 | 544.362 | 5620.694 | 1.00 | 3.63 | 1.211 | 1.1 | 106.7 | NO | 5.332 | NO |
| 19 | 12 | ADONA | 376.8 > 250.9 | 1939.726 | 5620.694 | 1.00 | 3.74 | 4.314 | 1.0 | 102.3 | NO | 3.219 | NO |
| 20 | 52 | 13C2-PFHxA | 315.0 > 270.0 | 4724.423 | 14360.493 | 1.00 | 3.00 | 4.112 | 5.1 | 101.5 | NO | | |
| 21 | 49 | 13C3-PFBS | 302.0 > 98.8 | 989.804 | 954.220 | 1.00 | 2.50 | 12.966 | 12.2 | 97.7 | NO | | |
| 22 | 50 | 13C3-HFPO-DA | 287.0 > 168.9 | 1115.763 | 14360.493 | 1.00 | 3.22 | 0.971 | 4.3 | 85.4 | NO | | |
| 23 | 53 | 13C4-PFHpA | 367.2 > 321.8 | 5620.694 | 14360.493 | 1.00 | 3.63 | 4.892 | 12.9 | 103.4 | NO | | |
| 24 | 53 | 13C4-PFHpA | 367.2 > 321.8 | 5620.694 | 14360.493 | 1.00 | 3.63 | 4.892 | 12.9 | 103.4 | NO | | |
| 25 | 53 | 13C4-PFHpA | 367.2 > 321.8 | 5620.694 | 14360.493 | 1.00 | 3.63 | 4.892 | 12.9 | 103.4 | NO | | |
| 26 | -1 | | | | | | | | | | | | |
| 27 | 13 | L-PFHxS | 398.9 > 79.6 | 125.670 | 2212.163 | 1.00 | 3.78 | 0.710 | 0.8 | 76.8 | NO | 2.961 | NO |
| 28 | 15 | 6:2 FTS | 427.0 > 406.9 | 321.833 | 1582.211 | 1.00 | 4.10 | 2.543 | 1.0 | 101.7 | NO | 1.543 | NO |
| 29 | 16 | L-PFOA | 412.8 > 368.9 | 1721.323 | 11337.846 | 1.00 | 4.16 | 1.898 | 1.0 | 100.5 | NO | 3.685 | NO |
| 30 | 18 | PFecHS | 460.8 > 381.0 | 291.012 | 11337.846 | 1.00 | 4.17 | 0.321 | 1.1 | 111.1 | NO | 1.064 | NO |
| 31 | 19 | PFHpS | 449.0 > 80.0 | 170.504 | 2342.011 | 1.00 | 4.27 | 0.910 | 1.2 | 115.8 | NO | 1.523 | NO |
| 32 | 20 | 7:3 FTCA | 440.9 > 336.9 | 137.291 | 12378.757 | 1.00 | 4.58 | 0.139 | 0.8 | 84.3 | NO | 2.942 | NO |
| 33 | 54 | 13C3-PFHxS | 401.8 > 79.9 | 2212.163 | 954.220 | 1.00 | 3.78 | 28.979 | 12.6 | 101.0 | NO | | |
| 34 | 55 | 13C2-6:2 FTS | 429.0 >79.9 | 1582.211 | 2245.846 | 1.00 | 4.10 | 8.806 | 12.6 | 100.8 | NO | | |
| 35 | 58 | 13C2-PFOA | 414.9 > 369.7 | 11337.846 | 22472.492 | 1.00 | 4.16 | 6.307 | 12.6 | 100.5 | NO | | |
| 36 | 58 | 13C2-PFOA | 414.9 > 369.7 | 11337.846 | 22472.492 | 1.00 | 4.16 | 6.307 | 12.6 | 100.5 | NO | | |

CGH 8/5/19

Dataset: F:\Projects\PFAS.PRO\Results\190805M1\190508M1-6.qld

Last Altered: Monday, August 05, 2019 15:04:29 Pacific Daylight Time
Printed: Monday, August 05, 2019 15:05:01 Pacific Daylight Time

**Name: 190805M1_6, Date: 05-Aug-2019, Time: 11:22:04, ID: ST190805M1-1 PFC CS0 19G2303, Description: PFC CS0 19G2003**

| | # | Name | Trace | Area | IS Area | wt/vol | RT | Response | Conc. | %Rec | Recovery ... | Ion Ratio | Ratio Out? |
|---|---|---|---|---|---|---|---|---|---|---|---|---|---|
| 37 | 59 | 13C8-PFOS | 507.0 > 79.9 | 2342.011 | 2245.846 | 1.00 | 4.68 | 13.035 | 13.1 | 104.9 | NO | | |
| 38 | 56 | 13C5-PFNA | 468.2 > 422.9 | 12378.757 | 12660.308 | 1.00 | 4.60 | 12.222 | 11.7 | 93.3 | NO | | |
| 39 | -1 | | | | | | | | | | | | |
| 40 | 21 | PFNA | 463.0 > 418.8 | 948.512 | 12378.757 | 1.00 | 4.60 | 0.958 | 0.9 | 95.0 | NO | 3.012 | NO |
| 41 | 22 | PFOSA | 497.9 > 77.9 | 337.809 | 3710.832 | 1.00 | 4.66 | 1.138 | 0.9 | 92.1 | NO | 34.513 | NO |
| 42 | 23 | L-PFOS | 498.9 > 79.9 | 172.705 | 2342.011 | 1.00 | 4.68 | 0.922 | 0.9 | 88.5 | NO | 1.961 | NO |
| 43 | 25 | 9Cl-PF30NS | 530.7 > 350.8 | 597.375 | 2342.011 | 1.00 | 4.91 | 3.188 | 1.1 | 107.7 | NO | 39.170 | YES |
| 44 | 26 | PFDA | 513 > 468.8 | 1160.135 | 9769.545 | 1.00 | 4.98 | 1.484 | 1.0 | 102.9 | NO | 3.711 | NO |
| 45 | 27 | 8:2 FTS | 527.0 > 506.9 | 340.357 | 1544.492 | 1.00 | 4.95 | 2.755 | 1.2 | 124.8 | NO | 1.642 | NO |
| 46 | 56 | 13C5-PFNA | 468.2 > 422.9 | 12378.757 | 12660.308 | 1.00 | 4.60 | 12.222 | 11.7 | 93.3 | NO | | |
| 47 | 57 | 13C8-PFOSA | 506.1 > 77.7 | 3710.832 | 18984.096 | 1.00 | 4.66 | 2.443 | 13.5 | 108.1 | NO | | |
| 48 | 59 | 13C8-PFOS | 507.0 > 79.9 | 2342.011 | 2245.846 | 1.00 | 4.68 | 13.035 | 13.1 | 104.9 | NO | | |
| 49 | 59 | 13C8-PFOS | 507.0 > 79.9 | 2342.011 | 2245.846 | 1.00 | 4.68 | 13.035 | 13.1 | 104.9 | NO | | |
| 50 | 60 | 13C2-PFDA | 515.1 > 469.9 | 9769.545 | 15455.844 | 1.00 | 4.98 | 7.901 | 11.1 | 89.0 | NO | | |
| 51 | 61 | 13C2-8:2 FTS | 529 > 79.9 | 1544.492 | 2245.846 | 1.00 | 4.95 | 8.596 | 12.2 | 97.9 | NO | | |
| 52 | -1 | | | | | | | | | | | | |
| 53 | 28 | PFNS | 549.1 > 80.1 | 160.979 | 2342.011 | 1.00 | 5.05 | 0.859 | 1.1 | 108.5 | NO | 2.565 | YES |
| 54 | 29 | L-MeFOSAA | 570 > 419 | 490.352 | 2367.241 | 1.00 | 5.14 | 2.589 | 1.0 | 97.6 | NO | 2.980 | NO |
| 55 | 31 | L-EtFOSAA | 584.1 > 419 | 344.275 | 3265.885 | 1.00 | 5.30 | 1.318 | 1.0 | 95.9 | NO | 1.249 | NO |
| 56 | 33 | PFUdA | 563.0 > 518.9 | 1092.758 | 16256.361 | 1.00 | 5.31 | 0.840 | 0.9 | 92.3 | NO | 7.656 | NO |
| 57 | 34 | PFDS | 598.8 > 79.9 | 225.093 | 1544.492 | 1.00 | 5.36 | 1.822 | 1.1 | 105.4 | NO | 2.034 | NO |
| 58 | 35 | 11Cl-PF30UdS | 632.6 > 452.7 | 85.388 | 18805.791 | 1.00 | 5.53 | 0.057 | 1.0 | 100.0 | NO | 19.566 | YES |
| 59 | 59 | 13C8-PFOS | 507.0 > 79.9 | 2342.011 | 2245.846 | 1.00 | 4.68 | 13.035 | 13.1 | 104.9 | NO | | |
| 60 | 62 | d3-N-MeFOSAA | 573.3 > 419 | 2367.241 | 18984.096 | 1.00 | 5.13 | 1.559 | 10.9 | 87.3 | NO | | |
| 61 | 64 | d5-N-EtFOSAA | 589.3 > 419 | 3265.885 | 18984.096 | 1.00 | 5.29 | 2.150 | 10.6 | 85.0 | NO | | |
| 62 | 63 | 13C2-PFUdA | 565 > 519.8 | 16256.361 | 18984.096 | 1.00 | 5.31 | 10.704 | 12.9 | 102.9 | NO | | |
| 63 | 61 | 13C2-8:2 FTS | 529 > 79.9 | 1544.492 | 2245.846 | 1.00 | 4.95 | 8.596 | 12.2 | 97.9 | NO | | |
| 64 | 65 | 13C2-PFDoA | 614.7 > 569.7 | 18805.791 | 15455.844 | 1.00 | 5.60 | 15.209 | 12.2 | 97.4 | NO | | |
| 65 | -1 | | | | | | | | | | | | |
| 66 | 36 | 10:2 FTS | 627.0 > 606.9 | 349.050 | 1544.492 | 1.00 | 5.58 | 2.825 | 1.1 | 108.0 | NO | 1.796 | NO |
| 67 | 37 | PFDoA | 612.9 > 569.0 | 1567.747 | 18805.791 | 1.00 | 5.60 | 1.042 | 1.1 | 105.1 | NO | 8.078 | NO |
| 68 | 38 | N-MeFOSA | 512.1 > 168.9 | 213.578 | 7028.243 | 1.00 | 5.69 | 4.558 | 4.6 | 92.3 | NO | 1.556 | NO |
| 69 | 39 | PFTrDA | 662.9 > 618.9 | 1666.385 | 18805.791 | 1.00 | 5.85 | 1.108 | 1.0 | 100.8 | NO | 14.550 | NO |
| 70 | 40 | PFDoS | 698.8 > 79.9 | 169.285 | 8985.233 | 1.00 | 5.88 | 0.236 | 1.0 | 97.6 | NO | 1.441 | NO |
| 71 | 41 | PFTeDA | 713.0 > 669.0 | 1135.597 | 8985.233 | 1.00 | 6.07 | 1.580 | 0.8 | 82.3 | NO | 14.988 | NO |
| 72 | 65 | 13C2-PFDoA | 614.7 > 569.7 | 18805.791 | 15455.844 | 1.00 | 5.60 | 15.209 | 12.2 | 97.4 | NO | | |

Dataset: F:\Projects\PFAS.PRO\Results\190805M1\190508M1-6.qld

Last Altered: Monday, August 05, 2019 15:04:29 Pacific Daylight Time
Printed: Monday, August 05, 2019 15:05:01 Pacific Daylight Time

**Name: 190805M1_6, Date: 05-Aug-2019, Time: 11:22:04, ID: ST190805M1-1 PFC CS0 19G2303, Description: PFC CS0 19G2003**

| | # | Name | Trace | Area | IS Area | wt/vol | RT | Response | Conc. | %Rec | Recovery ... | Ion Ratio | Ratio Out? |
|---|---|---|---|---|---|---|---|---|---|---|---|---|---|
| 73 | 65 | 13C2-PFDoA | 614.7 > 569.7 | 18805.791 | 15455.844 | 1.00 | 5.60 | 15.209 | 12.2 | 97.4 | NO | | |
| 74 | 66 | d3-N-MeFOSA | 515.2 > 168.9 | 7028.243 | 18984.096 | 1.00 | 5.72 | 4.628 | 148.8 | 99.2 | NO | | |
| 75 | 65 | 13C2-PFDoA | 614.7 > 569.7 | 18805.791 | 15455.844 | 1.00 | 5.60 | 15.209 | 12.2 | 97.4 | NO | | |
| 76 | 67 | 13C2-PFTeDA | 715.1 > 669.7 | 8985.233 | 18984.096 | 1.00 | 6.07 | 5.916 | 13.1 | 104.7 | NO | | |
| 77 | 67 | 13C2-PFTeDA | 715.1 > 669.7 | 8985.233 | 18984.096 | 1.00 | 6.07 | 5.916 | 13.1 | 104.7 | NO | | |
| 78 | -1 | | | | | | | | | | | | |
| 79 | 42 | N-EtFOSA | 526.1 > 168.9 | 247.018 | 8589.867 | 1.00 | 6.12 | 4.314 | 4.9 | 97.6 | NO | 2.401 | NO |
| 80 | 43 | PFHxDA | 813.1 > 768.6 | 668.726 | 5459.749 | 1.00 | 6.42 | 0.612 | 1.1 | 112.6 | NO | 10.500 | NO |
| 81 | 44 | PFODA | 913.1 > 868.8 | 928.749 | 5459.749 | 1.00 | 6.67 | 0.851 | 1.0 | 100.1 | NO | | |
| 82 | 45 | N-MeFOSE | 616.1 > 58.9 | 232.882 | 8138.875 | 1.00 | 6.31 | 4.292 | 4.4 | 87.2 | NO | | |
| 83 | 46 | N-EtFOSE | 630.1 > 58.9 | 304.274 | 7889.658 | 1.00 | 6.46 | 5.785 | 4.8 | 96.8 | NO | | |
| 84 | 72 | 13C4-PFBA | 217.0 > 172.0 | 6487.125 | 6487.125 | 1.00 | 1.22 | 12.500 | 12.5 | 100.0 | NO | | |
| 85 | 68 | d5-N-ETFOSA | 531.1 > 168.9 | 8589.867 | 18984.096 | 1.00 | 6.14 | 5.656 | 154.6 | 103.1 | NO | | |
| 86 | 69 | 13C2-PFHxDA | 815 > 769.7 | 5459.749 | 18984.096 | 1.00 | 6.42 | 3.595 | 5.0 | 100.6 | NO | | |
| 87 | 69 | 13C2-PFHxDA | 815 > 769.7 | 5459.749 | 18984.096 | 1.00 | 6.42 | 3.595 | 5.0 | 100.6 | NO | | |
| 88 | 70 | d7-N-MeFOSE | 623.1 > 58.9 | 8138.875 | 18984.096 | 1.00 | 6.30 | 5.359 | 163.3 | 108.9 | NO | | |
| 89 | 71 | d9-N-EtFOSE | 639.2 > 58.8 | 7889.658 | 18984.096 | 1.00 | 6.45 | 5.195 | 151.2 | 100.8 | NO | | |
| 90 | 73 | 13C5-PFHxA | 318.0 > 272.9 | 14360.493 | 14360.493 | 1.00 | 3.00 | 12.500 | 12.5 | 100.0 | NO | | |
| 91 | -1 | | | | | | | | | | | | |
| 92 | 75 | 13C8-PFOA | 420.9 > 376.0 | 22472.492 | 22472.492 | 1.00 | 4.16 | 12.500 | 12.5 | 100.0 | NO | | |
| 93 | 74 | 18O2-PFHxS | 403.0 > 102.6 | 954.220 | 954.220 | 1.00 | 3.78 | 12.500 | 12.5 | 100.0 | NO | | |
| 94 | 76 | 13C9-PFNA | 472.2 > 426.9 | 12660.308 | 12660.308 | 1.00 | 4.60 | 12.500 | 12.5 | 100.0 | NO | | |
| 95 | 77 | 13C4-PFOS | 503 > 79.9 | 2245.846 | 2245.846 | 1.00 | 4.69 | 12.500 | 12.5 | 100.0 | NO | | |
| 96 | 78 | 13C6-PFDA | 519.1 > 473.7 | 15455.844 | 15455.844 | 1.00 | 4.98 | 12.500 | 12.5 | 100.0 | NO | | |
| 97 | 79 | 13C7-PFUdA | 570.1 > 524.8 | 18984.096 | 18984.096 | 1.00 | 5.31 | 12.500 | 12.5 | 100.0 | NO | | |

Vista Analytical Laboratory

Dataset: Untitled

Last Altered: Tuesday, August 06, 2019 08:46:44 Pacific Daylight Time
Printed: Tuesday, August 06, 2019 08:46:59 Pacific Daylight Time

**Method: F:\Projects\PFAS.PRO\MethDB\PFAS_FULL_80C_080519.mdb 05 Aug 2019 14:58:12**
**Calibration: F:\Projects\PFAS.PRO\CurveDB\C18_VAL-PFAS_Q4_08-02-19.cdb 03 Aug 2019 11:02:31**

**Compound name: PFBA**

| | # | Name | ID | Acq.Date | Acq.Time |
|---|---|---|---|---|---|
| 1 | 1 | 190805M1_1 | IPA | 05-Aug-19 | 10:29:02 |
| 2 | 2 | 190805M1_2 | IPA | 05-Aug-19 | 10:39:35 |
| 3 | 3 | 190805M1_3 | IPA | 05-Aug-19 | 10:50:20 |
| 4 | 4 | 190805M1_4 | IPA | 05-Aug-19 | 11:00:52 |
| 5 | 5 | 190805M1_5 | IPA | 05-Aug-19 | 11:11:30 |
| 6 | 6 | 190805M1_6 | ST190805M1-1 PFC CS0 19G2303 | 05-Aug-19 | 11:22:04 |
| 7 | 7 | 190805M1_7 | IB | 05-Aug-19 | 11:32:41 |
| 8 | 8 | 190805M1_8 | B9G0276-BS1 OPR 0.125 | 05-Aug-19 | 11:43:17 |
| 9 | 9 | 190805M1_9 | B9G0276-BLK1 Method Blank 0.125 | 05-Aug-19 | 11:53:53 |
| 10 | 10 | 190805M1_10 | 1902274-01 S12-072419 0.11342 | 05-Aug-19 | 12:04:25 |
| 11 | 11 | 190805M1_11 | 1902274-02 DUP1-072419 0.10942 | 05-Aug-19 | 12:15:04 |
| 12 | 12 | 190805M1_12 | 1902274-03 S6-072419 0.11726 | 05-Aug-19 | 12:25:37 |
| 13 | 13 | 190805M1_13 | 1902274-04 P1-072419 0.11169 | 05-Aug-19 | 12:36:16 |
| 14 | 14 | 190805M1_14 | 1902274-05 S13-072419 0.1166 | 05-Aug-19 | 12:46:54 |
| 15 | 15 | 190805M1_15 | 1902274-06 P7-072419 0.11673 | 05-Aug-19 | 12:57:27 |
| 16 | 16 | 190805M1_16 | 1902274-07 EB-072419 0.11589 | 05-Aug-19 | 13:08:05 |
| 17 | 17 | 190805M1_17 | 1902274-08 FB-072419 0.11785 | 05-Aug-19 | 13:18:38 |
| 18 | 18 | 190805M1_18 | B9H0026-BS1 OPR 0.125 | 05-Aug-19 | 13:29:17 |
| 19 | 19 | 190805M1_19 | B9H0026-BLK1 Method Blank 0.125 | 05-Aug-19 | 13:39:50 |
| 20 | 20 | 190805M1_20 | 1902290-05RE1 DPH-MW4-17 0.11115 | 05-Aug-19 | 13:50:29 |
| 21 | 21 | 190805M1_21 | IPA | 05-Aug-19 | 14:00:59 |
| 22 | 22 | 190805M1_22 | ST190805M1-2 PFC CS3 19G2306 | 05-Aug-19 | 14:11:37 |
| 23 | 23 | 190805M1_23 | IPA | 05-Aug-19 | 14:22:16 |
| 24 | 24 | 190805M1_24 | B9G0264-BS1 OPR 1 | 05-Aug-19 | 14:32:51 |
| 25 | 25 | 190805M1_25 | B9G0264-MS1 Matrix Spike 1.01 | 05-Aug-19 | 14:43:26 |
| 26 | 26 | 190805M1_26 | B9G0264-MSD1 Matrix Spike Dup 1.02 | 05-Aug-19 | 14:54:05 |
| 27 | 27 | 190805M1_27 | B9G0264-BLK1 Method Blank 1 | 05-Aug-19 | 15:04:38 |
| 28 | 28 | 190805M1_28 | 1902189-01 SAOA-B03-SO-5-5.5 1.08 | 05-Aug-19 | 15:15:16 |
| 29 | 29 | 190805M1_29 | 1902189-02 SAOA-B03-SO-20-20.5 1.21 | 05-Aug-19 | 15:25:49 |
| 30 | 30 | 190805M1_30 | 1902189-03 SAOA-B03-SO-56-56.5 1.18 | 05-Aug-19 | 15:36:27 |
| 31 | 31 | 190805M1_31 | 1902189-08 NON-B03-SO-1-1.5 1.03 | 05-Aug-19 | 15:47:06 |
| 32 | 32 | 190805M1_32 | 1902189-09 NON-B03-SO-15-15.5 1.07 | 05-Aug-19 | 15:57:38 |

Vista Analytical Laboratory

Dataset: Untitled

Last Altered: Tuesday, August 06, 2019 08:46:44 Pacific Daylight Time
Printed: Tuesday, August 06, 2019 08:46:59 Pacific Daylight Time

**Compound name: PFBA**

| | # Name | ID | Acq.Date | Acq.Time |
|---|---|---|---|---|
| 33 | 33 190805M1_33 | 1902189-15 NAOA-B04-SO-69-69.5 1.17 | 05-Aug-19 | 16:08:16 |
| 34 | 34 190805M1_34 | 1902189-16 SAOA-B02-SO-5-5.5 1.18 | 05-Aug-19 | 16:18:55 |
| 35 | 35 190805M1_35 | 1902189-17 SAOA-B02-SO-20-20.5 1.13 | 05-Aug-19 | 16:29:28 |
| 36 | 36 190805M1_36 | 1902189-18 SAOA-B02-SO-56-56.5 1.28 | 05-Aug-19 | 16:40:06 |
| 37 | 37 190805M1_37 | IPA | 05-Aug-19 | 16:50:38 |
| 38 | 38 190805M1_38 | ST190805M1-3 PFC CS3 19G2306 | 05-Aug-19 | 17:01:16 |
| 39 | 39 190805M1_39 | IPA | 05-Aug-19 | 17:11:49 |
| 40 | 40 190805M1_40 | B9H0005-BS1 OPR 1 | 05-Aug-19 | 17:22:27 |
| 41 | 41 190805M1_41 | B9H0005-BLK1 Method Blank 1 | 05-Aug-19 | 17:33:00 |
| 42 | 42 190805M1_42 | 1900655-01RE1 IA19-DU3-03042019-10-15-1 1.01 | 05-Aug-19 | 17:43:38 |
| 43 | 43 190805M1_43 | 1900655-02RE1 IA19-DU2-03042019-10-25-1 1.03 | 05-Aug-19 | 17:54:11 |
| 44 | 44 190805M1_44 | 1900655-03RE1 IA19-DU2-03042019-10-25-2 1 | 05-Aug-19 | 18:04:49 |
| 45 | 45 190805M1_45 | 1900655-04RE1 IA19-DU2-03042019-10-25-3 1 | 05-Aug-19 | 18:15:28 |
| 46 | 46 190805M1_46 | 1900655-05RE1 IA2-DU3-03042019-12-40-1 1.01 | 05-Aug-19 | 18:26:01 |
| 47 | 47 190805M1_47 | 1900655-06RE1 IA19-DU1-03042019-11-05-1 1.02 | 05-Aug-19 | 18:36:39 |
| 48 | 48 190805M1_48 | 1900716-03RE1 IA22-DU1-10042019-12-40-1 1.02 | 05-Aug-19 | 18:47:12 |
| 49 | 49 190805M1_49 | 1900716-04RE1 IA22-DU2-10042019-13-30-1 1 | 05-Aug-19 | 18:57:50 |
| 50 | 50 190805M1_50 | 1901614-01RE1 IA-1-DU7R-14062019-09-35-1 1.02 | 05-Aug-19 | 19:08:22 |
| 51 | 51 190805M1_51 | 1901614-02RE1 IA-1-DU1R-14062019-10-50-1 1.02 | 05-Aug-19 | 19:19:00 |
| 52 | 52 190805M1_52 | IPA | 05-Aug-19 | 19:29:33 |
| 53 | 53 190805M1_53 | ST190805M1-4 PFC CS3 19G2306 | 05-Aug-19 | 19:40:11 |
| 54 | 54 190805M1_54 | IPA | 05-Aug-19 | 19:50:50 |
| 55 | 55 190805M1_55 | 1901614-03RE1 IA-1-DU3R-14062019-12-15-1 1.01 | 05-Aug-19 | 20:01:23 |
| 56 | 56 190805M1_56 | 1901614-04RE1 IA-1-DU3R-14062019-12-15-2 1.01 | 05-Aug-19 | 20:12:01 |
| 57 | 57 190805M1_57 | 1901614-05RE1 IA-1-DU3R-14062019-12-15-3 1.02 | 05-Aug-19 | 20:22:34 |
| 58 | 58 190805M1_58 | 1901614-06RE1 IA-1-DU4R-14062019-13-35-1 1.02 | 05-Aug-19 | 20:33:04 |
| 59 | 59 190805M1_59 | 1901614-09RE1 IA-1-DU5R-14062019-15-10-1 1 | 05-Aug-19 | 20:43:43 |
| 60 | 60 190805M1_60 | B9G0312-BS1 OPR 0.25 | 05-Aug-19 | 20:54:15 |
| 61 | 61 190805M1_61 | B9G0312-BLK1 Method Blank 0.25 | 05-Aug-19 | 21:04:54 |
| 62 | 62 190805M1_62 | 1902340-01 SB-19-C1 20-25 0.24058 | 05-Aug-19 | 21:15:32 |
| 63 | 63 190805M1_63 | 1902340-02 SB-19-C1 15-20 0.2413 | 05-Aug-19 | 21:26:04 |
| 64 | 64 190805M1_64 | 1902340-03 SB-19-C2 20-25 0.23794 | 05-Aug-19 | 21:36:43 |
| 65 | 65 190805M1_65 | 1902340-04 SB-19-C2 15-20 0.24308 | 05-Aug-19 | 21:47:21 |
| 66 | 66 190805M1_66 | 1902340-05 SB-19-C3 20-25 0.24596 | 05-Aug-19 | 21:57:54 |
| 67 | 67 190805M1_67 | IPA | 05-Aug-19 | 22:08:33 |
| 68 | 68 190805M1_68 | ST190805M1-5 PFC CS3 19G2306 | 05-Aug-19 | 22:19:05 |

Vista Analytical Laboratory

Dataset: Untitled

Last Altered: Tuesday, August 06, 2019 08:46:44 Pacific Daylight Time
Printed: Tuesday, August 06, 2019 08:46:59 Pacific Daylight Time

**Compound name: PFBA**

| | # Name | ID | Acq.Date | Acq.Time |
|---|---|---|---|---|
| 69 | 69 190805M1_69 | IPA | 05-Aug-19 | 22:29:43 |
| 70 | 70 190805M1_70 | 1902340-06 SB-19-C3 15-20 0.24224 | 05-Aug-19 | 22:40:16 |
| 71 | 71 190805M1_71 | 1902340-07 SB-19-C4 20-25 0.23437 | 05-Aug-19 | 22:50:54 |
| 72 | 72 190805M1_72 | 1902340-08 SB-19-C4 15-20 0.24446 | 05-Aug-19 | 23:01:32 |
| 73 | 73 190805M1_73 | 1902340-09 SB-19-C1 10-15 0.23978 | 05-Aug-19 | 23:12:06 |
| 74 | 74 190805M1_74 | 1902340-10 SB-19-C2 10-15 0.2419 | 05-Aug-19 | 23:22:44 |
| 75 | 75 190805M1_75 | 1902340-11 SB-19-C3 10-15 0.24555 | 05-Aug-19 | 23:33:17 |
| 76 | 76 190805M1_76 | 1902340-12 SB-19-C4 10-15 0.24794 | 05-Aug-19 | 23:43:55 |
| 77 | 77 190805M1_77 | 1902340-13 SB-19-C4 10-15 DUP 0.24565 | 05-Aug-19 | 23:54:29 |
| 78 | 78 190805M1_78 | 1902340-14 SB-19-C4 5-10 0.24089 | 06-Aug-19 | 00:05:08 |
| 79 | 79 190805M1_79 | 1902340-15 SB-19-N1 55-60 0.25012 | 06-Aug-19 | 00:15:40 |
| 80 | 80 190805M1_80 | IPA | 06-Aug-19 | 00:26:18 |
| 81 | 81 190805M1_81 | ST190805M1-6 PFC CS3 19G2306 | 06-Aug-19 | 00:36:56 |
| 82 | 82 190805M1_82 | IPA | 06-Aug-19 | 00:47:30 |
| 83 | 83 190805M1_83 | 1902340-16 SB-19-N2 55-60 0.25388 | 06-Aug-19 | 00:58:09 |
| 84 | 84 190805M1_84 | 1902340-17 SB-19-N2 (48-53) 0.25043 | 06-Aug-19 | 01:08:47 |
| 85 | 85 190805M1_85 | 1902340-18 SB-19-C2 (5-10) 0.23872 | 06-Aug-19 | 01:19:20 |
| 86 | 86 190805M1_86 | 1902340-19 SB-19-C1 (5-10) 0.2458 | 06-Aug-19 | 01:29:59 |
| 87 | 87 190805M1_87 | 1902340-20 SB-19-N1 (48-53) 0.24852 | 06-Aug-19 | 01:40:32 |
| 88 | 88 190805M1_88 | B9H0013-BS1 OPR 0.125 | 06-Aug-19 | 01:51:11 |
| 89 | 89 190805M1_89 | B9H0013-BLK1 Method Blank 0.125 | 06-Aug-19 | 02:01:49 |
| 90 | 90 190805M1_90 | 1902387-03 AQA 19-11 S3 0.125 | 06-Aug-19 | 02:12:22 |
| 91 | 91 190805M1_91 | 1902387-04 AQA 19-11 S4 0.125 | 06-Aug-19 | 02:23:00 |
| 92 | 92 190805M1_92 | IPA | 06-Aug-19 | 02:33:33 |
| 93 | 93 190805M1_93 | ST190805M1-7 PFC CS3 19G2306 | 06-Aug-19 | 02:44:12 |
| 94 | 94 190805M1_94 | IPA | 06-Aug-19 | 02:54:45 |

Dataset: F:\Projects\PFAS.PRO\Results\190805M1\190508M1-6.qld

Last Altered: Monday, August 05, 2019 15:04:29 Pacific Daylight Time
Printed: Monday, August 05, 2019 15:05:01 Pacific Daylight Time

**Method: F:\Projects\PFAS.PRO\MethDB\PFAS_FULL_80C_080519.mdb 05 Aug 2019 14:58:12**
**Calibration: F:\Projects\PFAS.PRO\CurveDB\C18_VAL-PFAS_Q4_08-02-19.cdb 03 Aug 2019 11:02:31**

**Name: 190805M1_6, Date: 05-Aug-2019, Time: 11:22:04, ID: ST190805M1-1 PFC CS0 19G2303, Description: PFC CS0 19G2003**

**PFBA**

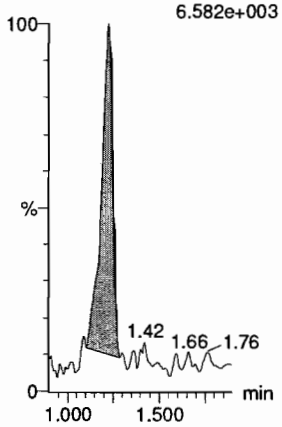


**PFPrS**

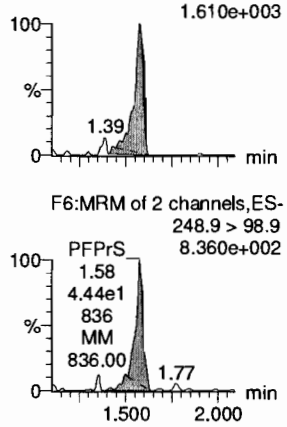


**3:3 FTCA**

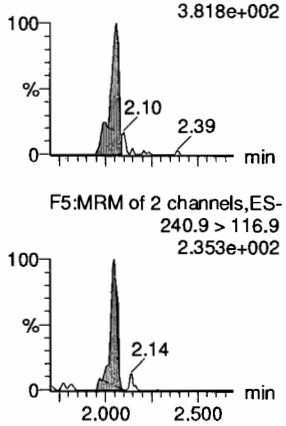


**PFPeA**

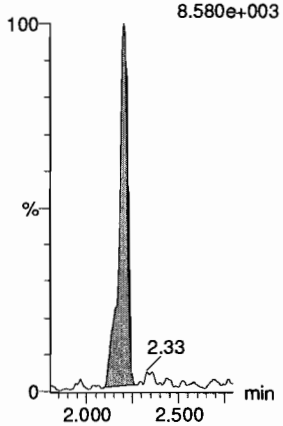


**PFBS**

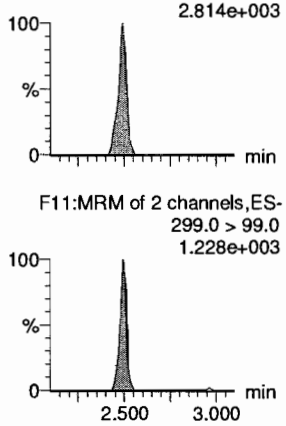


**4:2 FTS**

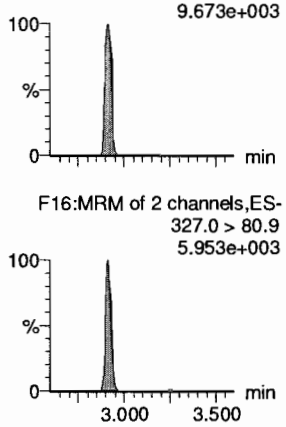


**13C3-PFBA**

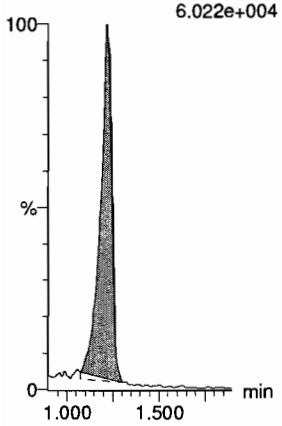


**13C3-PFBS**

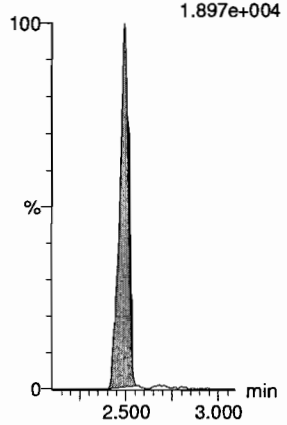


**13C3-PFPeA**

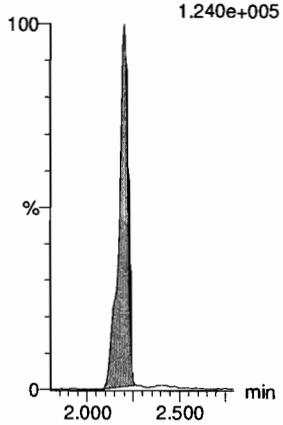


**13C3-PFPeA**

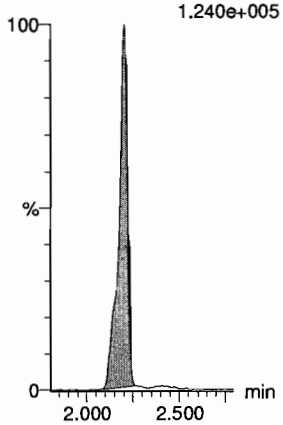


**13C3-PFBS**

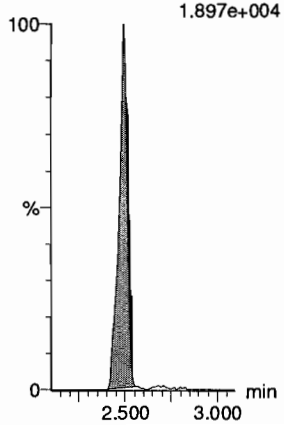


**13C2-4:2 FTS**

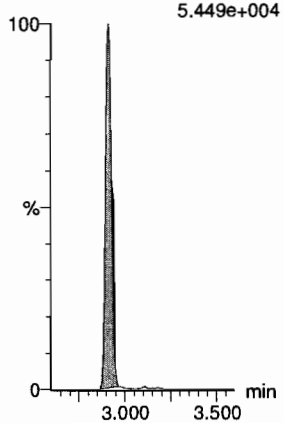

Dataset: F:\Projects\PFAS.PRO\Results\190805M1\190508M1-6.qld

Last Altered: Monday, August 05, 2019 15:04:29 Pacific Daylight Time
Printed: Monday, August 05, 2019 15:05:01 Pacific Daylight Time

**Name: 190805M1_6, Date: 05-Aug-2019, Time: 11:22:04, ID: ST190805M1-1 PFC CS0 19G2303, Description: PFC CS0 19G2003**

**PFHxA**

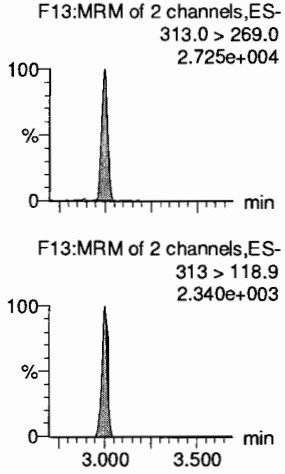


**PFPeS**

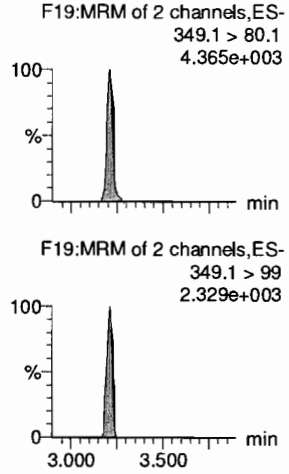


**HFPO-DA**

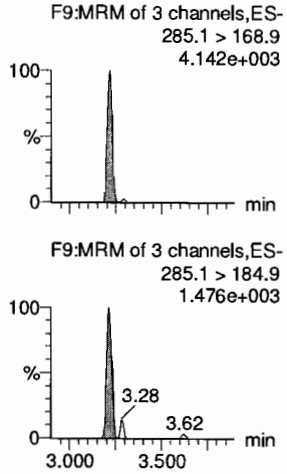


**5:3 FTCA**

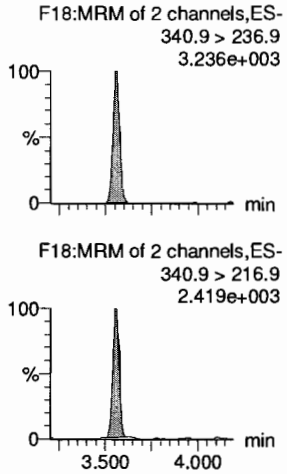


**PFHpA**

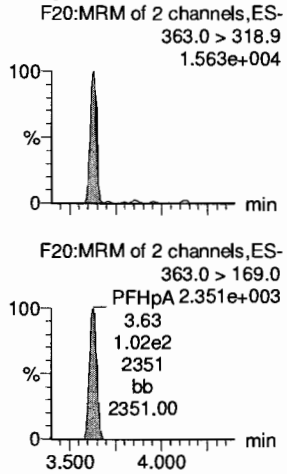


**ADONA**

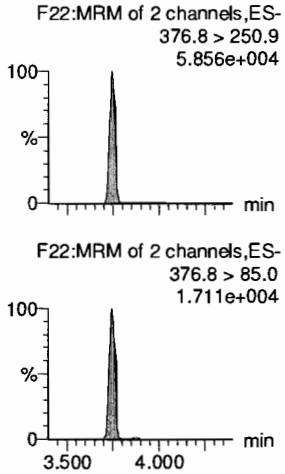


**13C2-PFHxA**

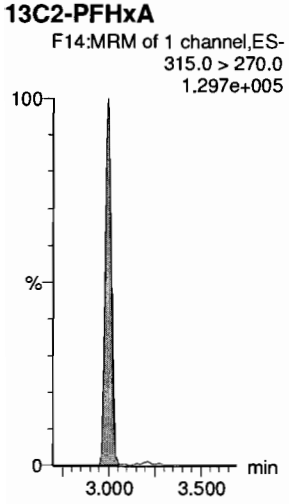


**13C3-PFBS**

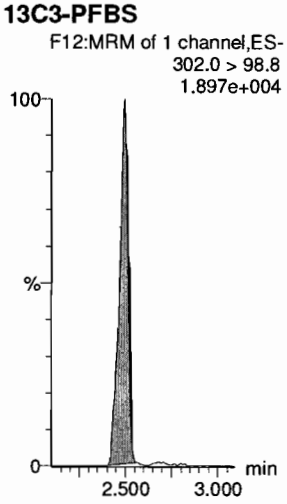


**13C3-HFPO-DA**

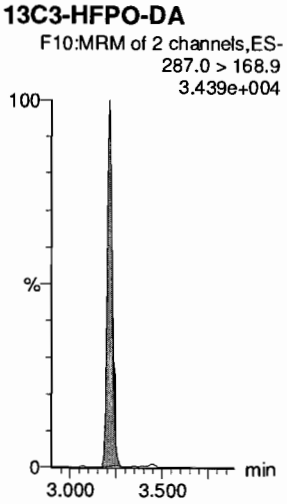


**13C4-PFHpA**

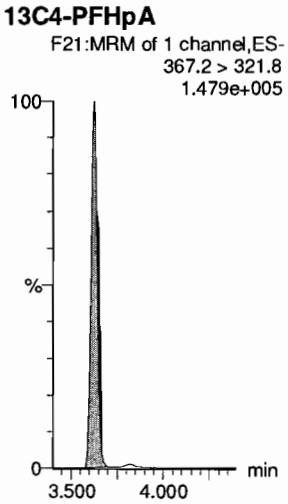


**13C4-PFHpA**

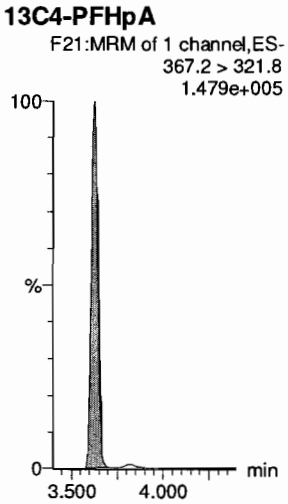


**13C4-PFHpA**

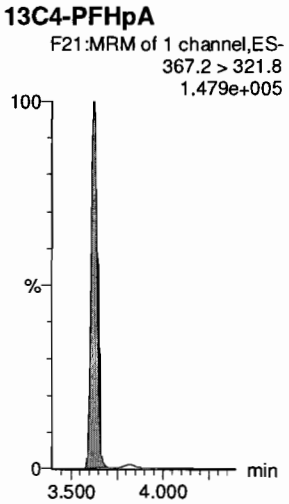

Dataset: F:\Projects\PFAS.PRO\Results\190805M1\190508M1-6.qld

Last Altered: Monday, August 05, 2019 15:04:29 Pacific Daylight Time
Printed: Monday, August 05, 2019 15:05:01 Pacific Daylight Time

**Name: 190805M1_6, Date: 05-Aug-2019, Time: 11:22:04, ID: ST190805M1-1 PFC CS0 19G2303, Description: PFC CS0 19G2003**

**L-PFHxS**

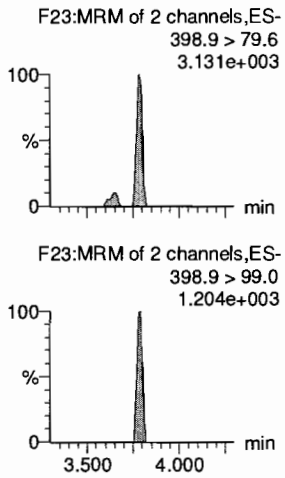


**6:2 FTS**

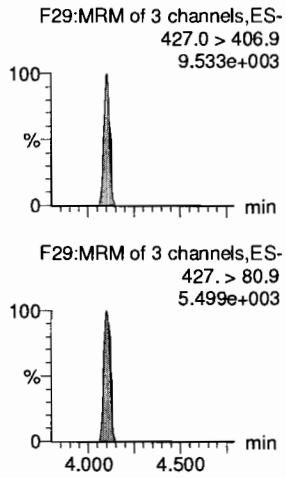


**L-PFOA**

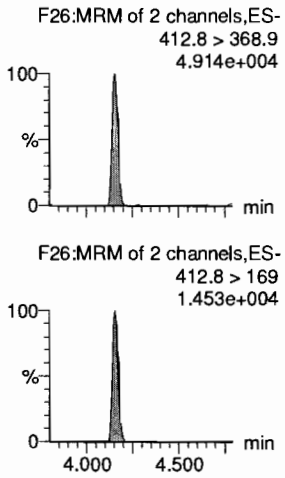


**PFEChS**

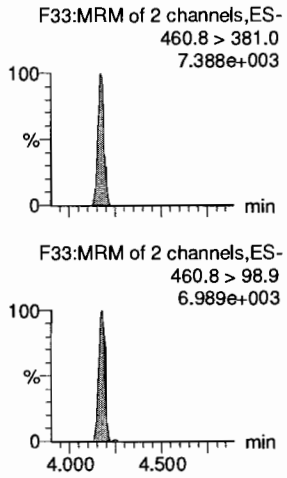


**PFHpS**

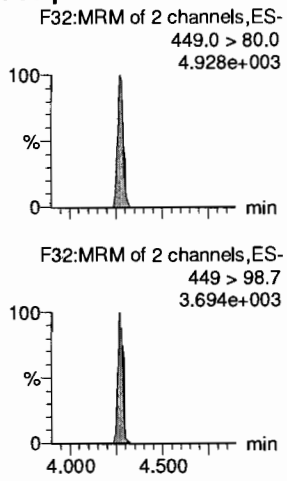


**7:3 FTCA**

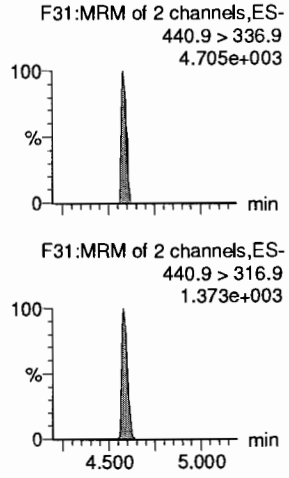


**13C3-PFHxS**

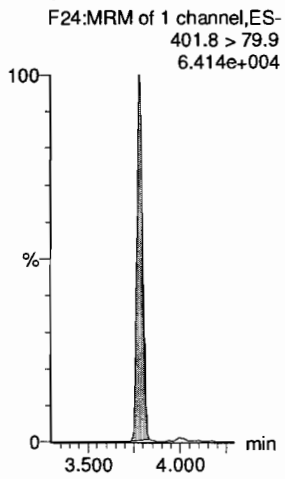


**13C2-6:2 FTS**

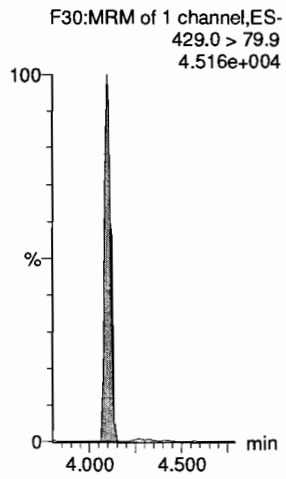


**13C2-PFOA**

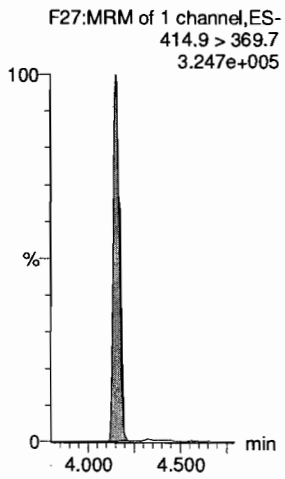


**13C2-PFOA**

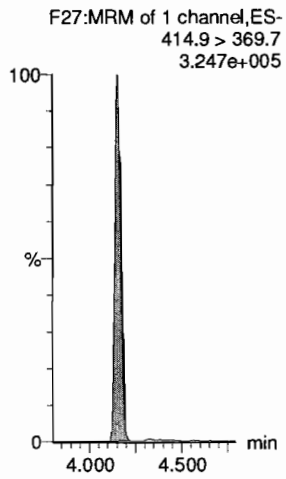


**13C8-PFOS**

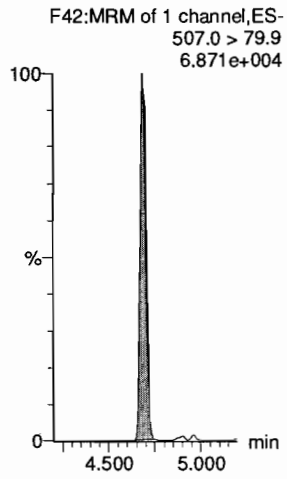


**13C5-PFNA**

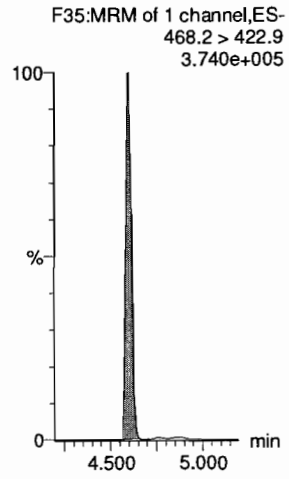

Dataset: F:\Projects\PFAS.PRO\Results\190805M1\190508M1-6.qld

Last Altered: Monday, August 05, 2019 15:04:29 Pacific Daylight Time
Printed: Monday, August 05, 2019 15:05:01 Pacific Daylight Time

**Name: 190805M1_6, Date: 05-Aug-2019, Time: 11:22:04, ID: ST190805M1-1 PFC CS0 19G2303, Description: PFC CS0 19G2003**

**PFNA**

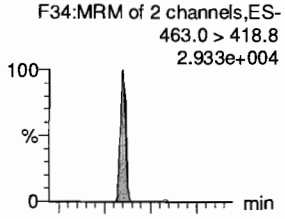


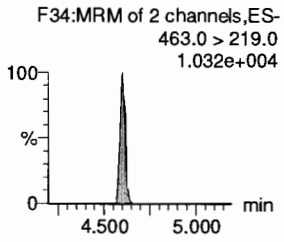


**PFOSA**

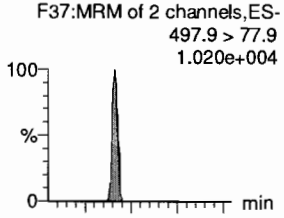


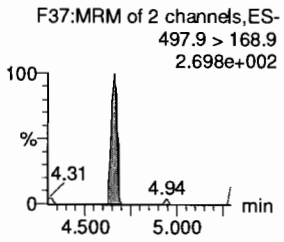


**L-PFOS**

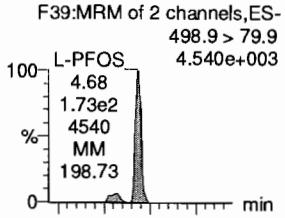


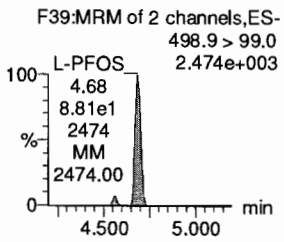


**9Cl-PF30NS**

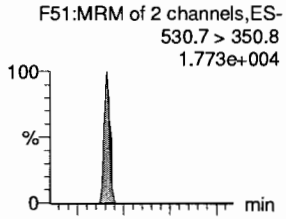


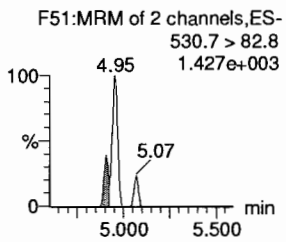


**PFDA**

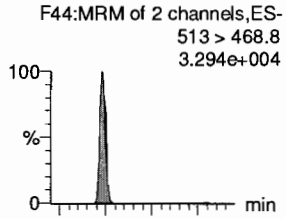


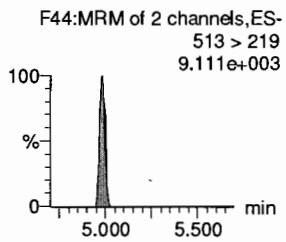


**8:2 FTS**

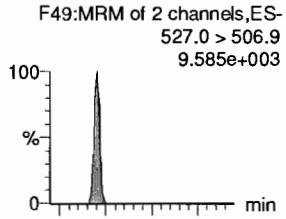


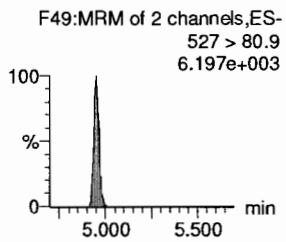


**13C5-PFNA**

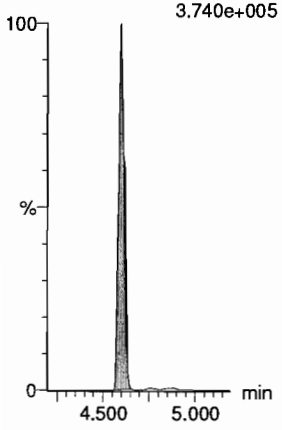


**13C8-PFOSA**

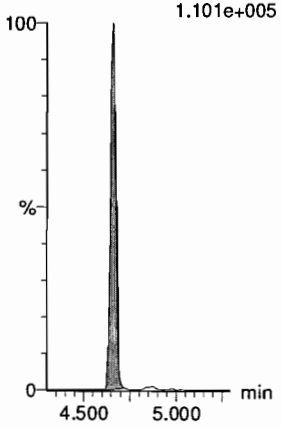


**13C8-PFOS**

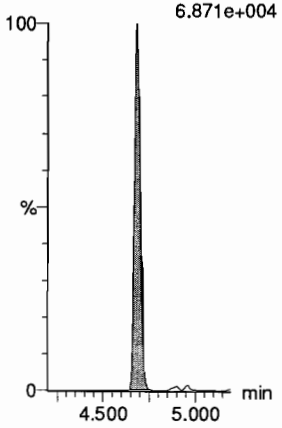


**13C8-PFOS**

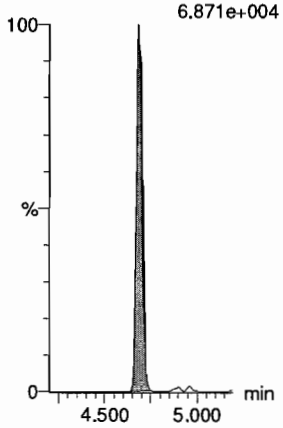


**13C2-PFDA**

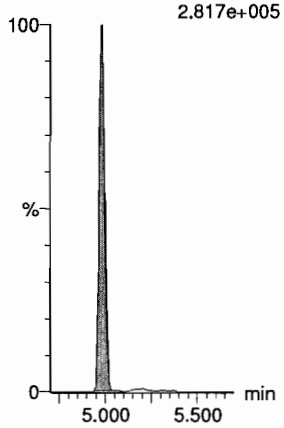


**13C2-8:2 FTS**

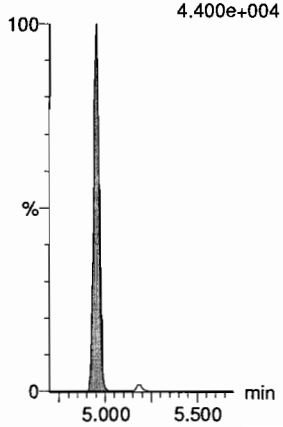

Dataset: F:\Projects\PFAS.PRO\Results\190805M1\190508M1-6.qld

Last Altered: Monday, August 05, 2019 15:04:29 Pacific Daylight Time
Printed: Monday, August 05, 2019 15:05:01 Pacific Daylight Time

**Name: 190805M1_6, Date: 05-Aug-2019, Time: 11:22:04, ID: ST190805M1-1 PFC CS0 19G2303, Description: PFC CS0 19G2003**

**PFNS**
F53:MRM of 2 channels,ES-
549.1 > 80.1
4.771e+003

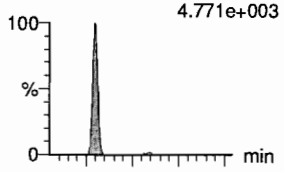

F53:MRM of 2 channels,ES-
549.1 > 99.1
1.737e+003

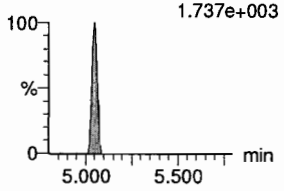

**L-MeFOSAA**
F56:MRM of 2 channels,ES-
570 > 419
1.120e+004

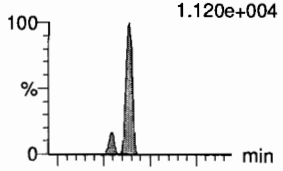

F56:MRM of 2 channels,ES-
570. > 512
3.028e+003

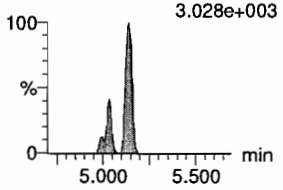

**L-EtFOSAA**
F59:MRM of 2 channels,ES-
584.1 > 419
7.944e+003

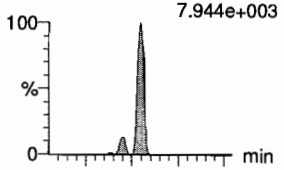

F59:MRM of 2 channels,ES-
584.1 > 526
6.924e+003

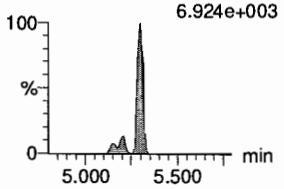

**PFUdA**
F54:MRM of 2 channels,ES-
563.0 > 518.9
3.377e+004

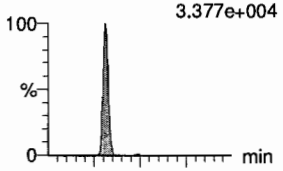

F54:MRM of 2 channels,ES-
563.0 > 269
4.000e+003

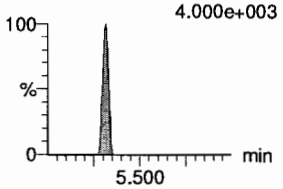

**PFDS**
F61:MRM of 2 channels,ES-
598.8 > 79.9
6.740e+003

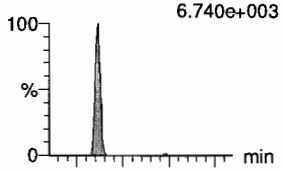

F61:MRM of 2 channels,ES-
598.8 > 98.9
3.650e+003

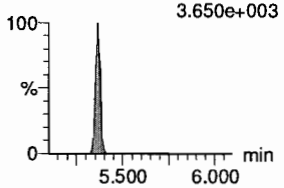

**11Cl-PF30UdS**
F68:MRM of 2 channels,ES-
632.6 > 452.7
2.436e+003

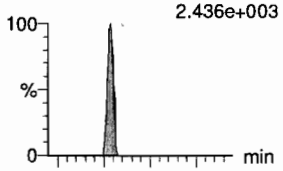

F68:MRM of 2 channels,ES-
632.6 > 450.7
8.854e+001

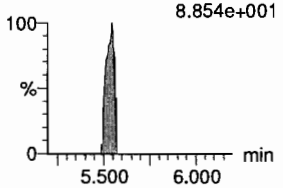

**13C8-PFOS**
F42:MRM of 1 channel,ES-
507.0 > 79.9
6.871e+004

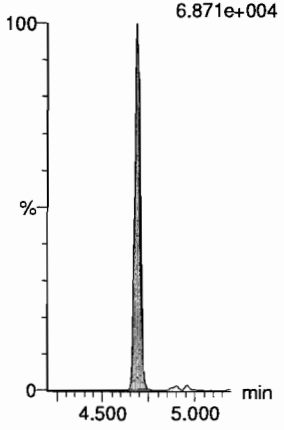

**d3-N-MeFOSAA**
F58:MRM of 1 channel,ES-
573.3 > 419
6.280e+004

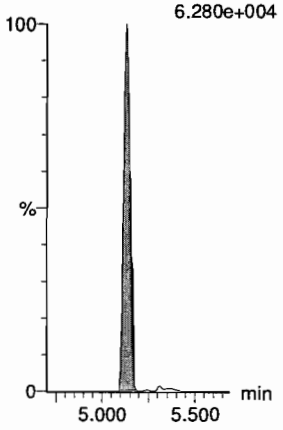

**d5-N-EtFOSAA**
F60:MRM of 1 channel,ES-
589.3 > 419
9.664e+004

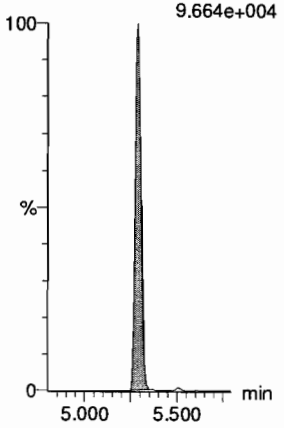

**13C2-PFUdA**
F55:MRM of 1 channel,ES-
565 > 519.8
5.000e+005

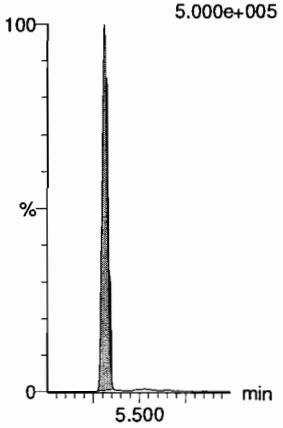

**13C2-8:2 FTS**
F50:MRM of 1 channel,ES-
529 > 79.9
4.400e+004

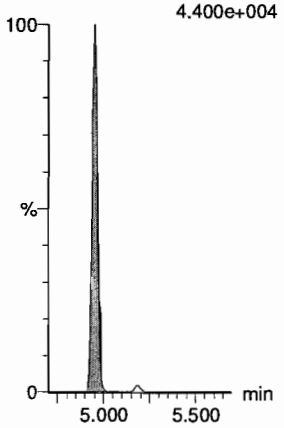

**13C2-PFDoA**
F63:MRM of 1 channel,ES-
614.7 > 569.7
5.104e+005

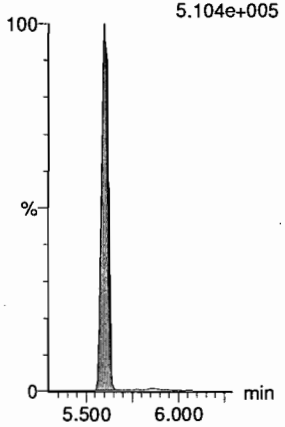

Dataset: F:\Projects\PFAS.PRO\Results\190805M1\190508M1-6.qld

Last Altered: Monday, August 05, 2019 15:04:29 Pacific Daylight Time
Printed: Monday, August 05, 2019 15:05:01 Pacific Daylight Time

**Name: 190805M1_6, Date: 05-Aug-2019, Time: 11:22:04, ID: ST190805M1-1 PFC CS0 19G2303, Description: PFC CS0 19G2003**

**10:2 FTS**
F66:MRM of 2 channels,ES-
627.0 > 606.9
9.393e+003

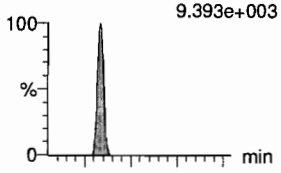

F66:MRM of 2 channels,ES-
627.0 > 80.9
5.506e+003

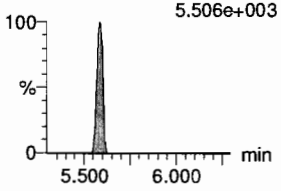

**PFDoA**
F62:MRM of 4 channels,ES-
612.9 > 569.0
4.378e+004

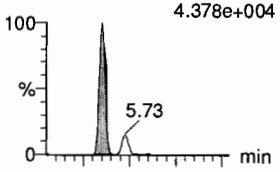


F62:MRM of 4 channels,ES-
612.9 > 318.8
5.095e+003

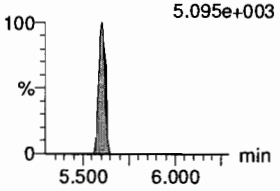

**N-MeFOSA**
F43:MRM of 2 channels,ES-
512.1 > 168.9
5.473e+003

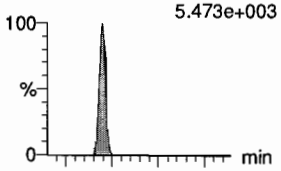

F43:MRM of 2 channels,ES-
512.1 > 219
3.521e+003

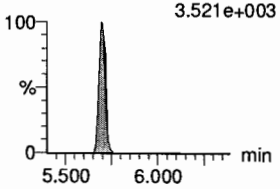

**PFTrDA**
F70:MRM of 2 channels,ES-
662.9 > 618.9
4.876e+004

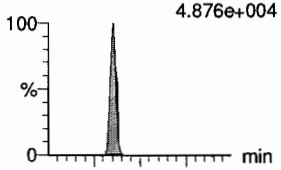

F70:MRM of 2 channels,ES-
662.9 > 319
3.369e+003

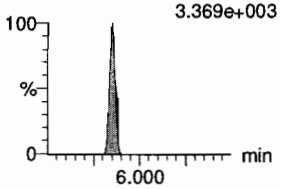

**PFDoS**
F71:MRM of 2 channels,ES-
698.8 > 79.9
4.637e+003

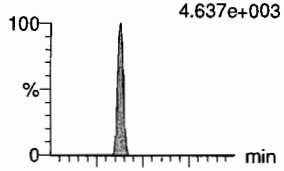

F71:MRM of 2 channels,ES-
698.8 > 98.9
3.567e+003

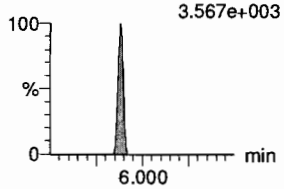

**PFTeDA**
F72:MRM of 2 channels,ES-
713.0 > 669.0
3.076e+004

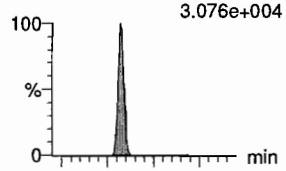

F72:MRM of 2 channels,ES-
713. > 369.0
2.124e+003

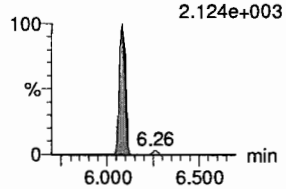


**13C2-PFDoA**
F63:MRM of 1 channel,ES-
614.7 > 569.7
5.104e+005

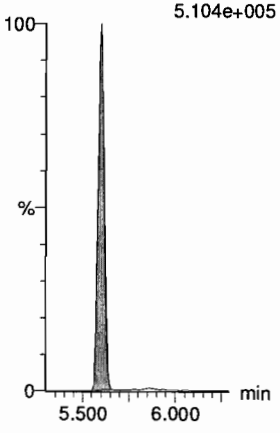

**13C2-PFDoA**
F63:MRM of 1 channel,ES-
614.7 > 569.7
5.104e+005

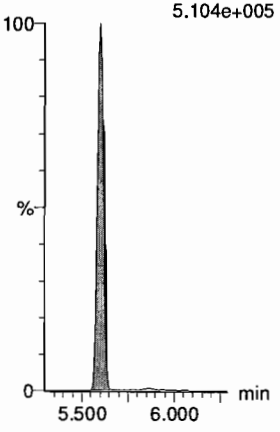

**d3-N-MeFOSA**
F46:MRM of 1 channel,ES-
515.2 > 168.9
1.807e+005

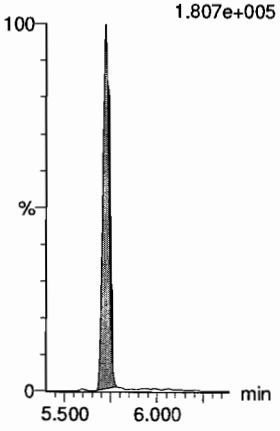

**13C2-PFDoA**
F63:MRM of 1 channel,ES-
614.7 > 569.7
5.104e+005

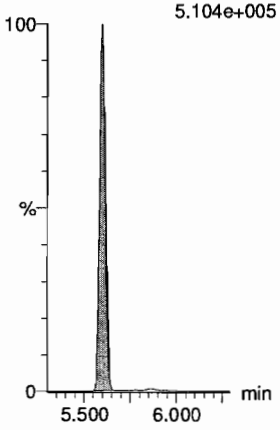

**13C2-PFTeDA**
F73:MRM of 2 channels,ES-
715.1 > 669.7
2.410e+005

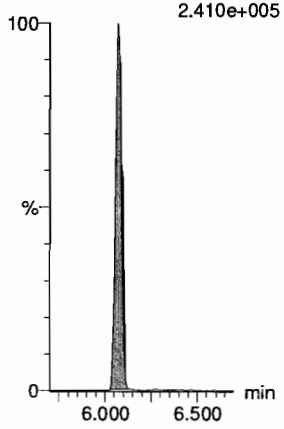

**13C2-PFTeDA**
F73:MRM of 2 channels,ES-
715.1 > 669.7
2.410e+005

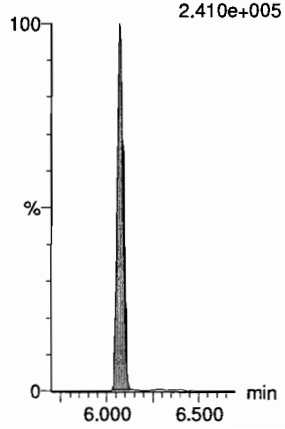

Dataset: F:\Projects\PFAS.PRO\Results\190805M1\190508M1-6.qld

Last Altered: Monday, August 05, 2019 15:04:29 Pacific Daylight Time
Printed: Monday, August 05, 2019 15:05:01 Pacific Daylight Time

**Name: 190805M1_6, Date: 05-Aug-2019, Time: 11:22:04, ID: ST190805M1-1 PFC CS0 19G2303, Description: PFC CS0 19G2003**

**N-EtFOSA**

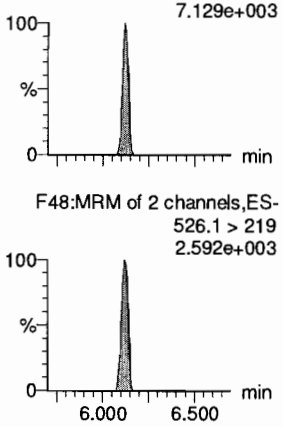


**PFHxDA**

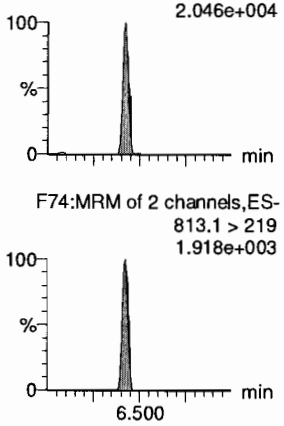


**PFODA**

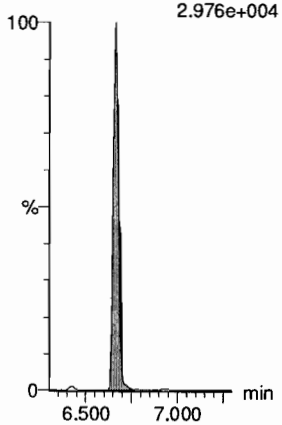


**N-MeFOSE**

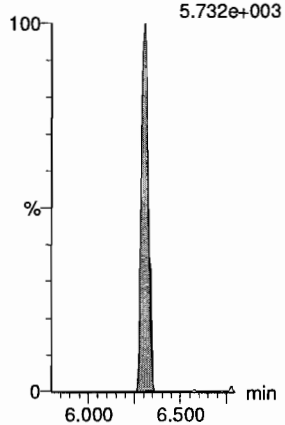


**N-EtFOSE**

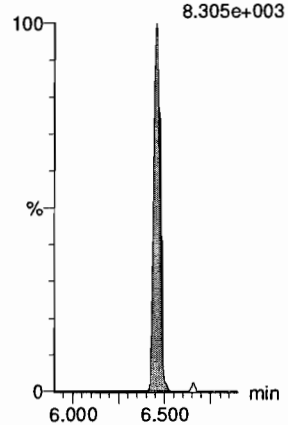


**13C4-PFBA**

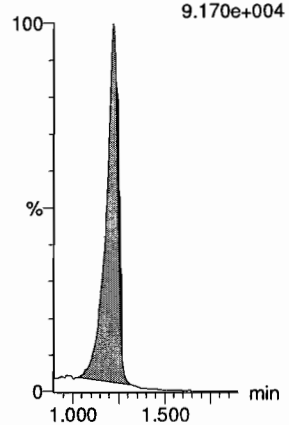


**d5-N-ETFOSA**

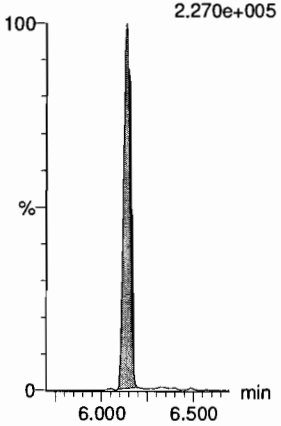


**13C2-PFHxDA**

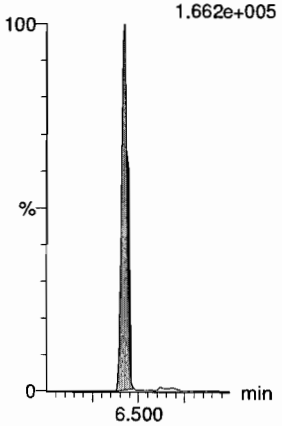


**13C2-PFHxDA**

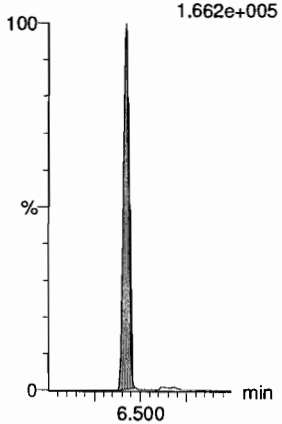


**d7-N-MeFOSE**

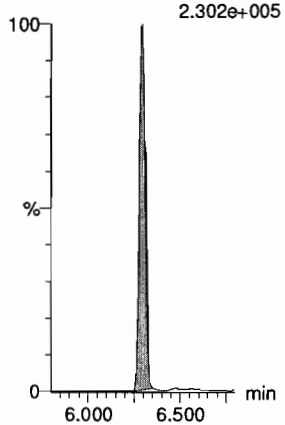


**d9-N-EtFOSE**

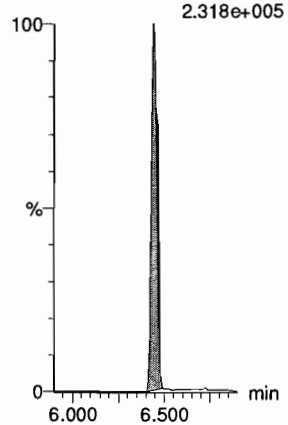


**13C5-PFHxA**

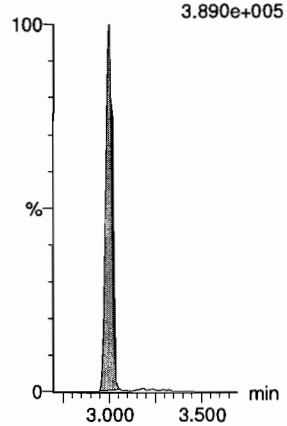

Dataset: F:\Projects\PFAS.PRO\Results\190805M1\190508M1-6.qld

Last Altered: Monday, August 05, 2019 15:04:29 Pacific Daylight Time
Printed: Monday, August 05, 2019 15:05:01 Pacific Daylight Time

**Name: 190805M1_6, Date: 05-Aug-2019, Time: 11:22:04, ID: ST190805M1-1 PFC CS0 19G2303, Description: PFC CS0 19G2003**

**13C8-PFOA**

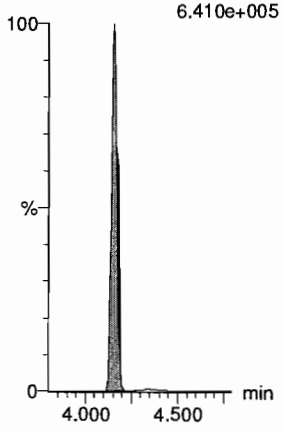


**18O2-PFHxS**

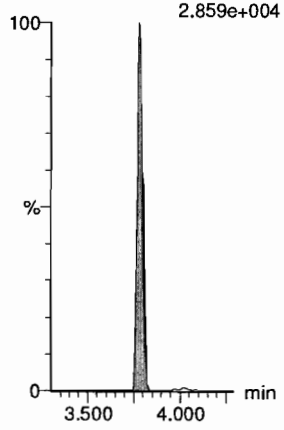


**13C9-PFNA**

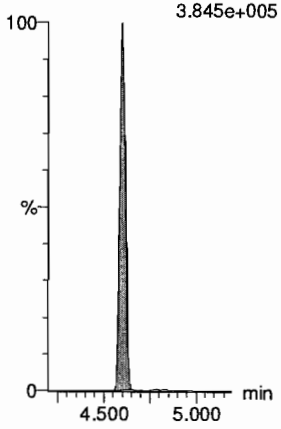


**13C4-PFOS**

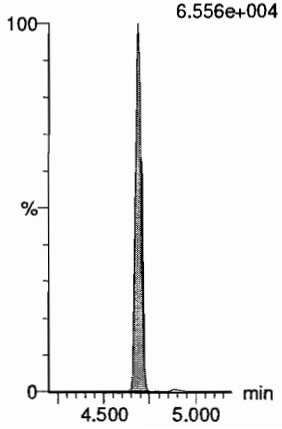


**13C6-PFDA**

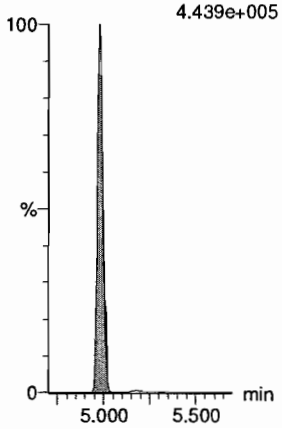


**13C7-PFUdA**

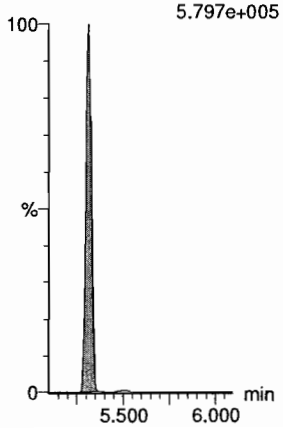

Vista Analytical Laboratory

Dataset: F:\Projects\PFAS.PRO\Results\190805M1\190508M1-22.qld

Last Altered: Monday, August 05, 2019 14:58:13 Pacific Daylight Time
Printed: Monday, August 05, 2019 14:58:39 Pacific Daylight Time

**Name: 190805M1_22, Date: 05-Aug-2019, Time: 14:11:37, ID: ST190805M1-2 PFC CS3 19G2306, Description: PFC CS3 19G2006**

| | # | Name | Trace | Area | IS Area | wt/vol | RT | Response | Conc. | %Rec | Recovery ... | Ion Ratio | Ratio Out? |
|---|---|---|---|---|---|---|---|---|---|---|---|---|---|
| 1 | 1 | PFBA | 213.0 > 168.8 | 4355.180 | 4101.834 | 1.00 | 1.23 | 13.272 | 9.8 | 98.0 | NO | | |
| 2 | 2 | PFPrS | 248.9 > 79.9 | 1016.183 | 1013.114 | 1.00 | 1.58 | 12.538 | 7.8 | 77.9 | NO | 2.628 | NO |
| 3 | 3 | 3:3 FTCA | 240.9 > 176.9 | 219.966 | 6806.199 | 1.00 | 2.06 | 0.404 | 9.4 | 94.2 | NO | 1.657 | NO |
| 4 | 4 | PFPeA | 263.1 > 218.9 | 4599.721 | 6806.199 | 1.00 | 2.21 | 8.448 | 9.8 | 97.9 | NO | | |
| 5 | 5 | PFBS | 299.0 > 79.7 | 1733.458 | 1013.114 | 1.00 | 2.50 | 21.388 | 9.9 | 98.9 | NO | 3.101 | NO |
| 6 | 6 | 4:2 FTS | 327.0 > 306.9 | 3899.989 | 2014.163 | 1.00 | 2.91 | 24.204 | 9.8 | 97.7 | NO | 1.919 | NO |
| 7 | 47 | 13C3-PFBA | 216.1 > 171.8 | 4101.834 | 6442.949 | 1.00 | 1.23 | 7.958 | 11.9 | 95.3 | NO | | |
| 8 | 49 | 13C3-PFBS | 302.0 > 98.8 | 1013.114 | 974.946 | 1.00 | 2.50 | 12.989 | 12.2 | 97.9 | NO | | |
| 9 | 48 | 13C3-PFPeA | 266.0 > 221.8 | 6806.199 | 15284.946 | 1.00 | 2.21 | 5.566 | 12.0 | 96.1 | NO | | |
| 10 | 48 | 13C3-PFPeA | 266.0 > 221.8 | 6806.199 | 15284.946 | 1.00 | 2.21 | 5.566 | 12.0 | 96.1 | NO | | |
| 11 | 49 | 13C3-PFBS | 302.0 > 98.8 | 1013.114 | 974.946 | 1.00 | 2.50 | 12.989 | 12.2 | 97.9 | NO | | |
| 12 | 51 | 13C2-4:2 FTS | 329.0 >79.9 | 2014.163 | 974.946 | 1.00 | 2.91 | 25.824 | 13.4 | 107.3 | NO | | |
| 13 | -1 | | | | | | | | | | | | |
| 14 | 7 | PFHxA | 313.0 > 269.0 | 10760.521 | 4769.095 | 1.00 | 3.01 | 11.282 | 10.5 | 104.8 | NO | 13.889 | NO |
| 15 | 8 | PFPeS | 349.1>80.1 | 1638.864 | 1013.114 | 1.00 | 3.21 | 20.221 | 12.7 | 127.3 | NO | 1.511 | NO |
| 16 | 9 | HFPO-DA | 285.1 > 168.9 | 1668.659 | 1176.404 | 1.00 | 3.22 | 7.092 | 12.1 | 121.3 | NO | 3.266 | NO |
| 17 | 10 | 5:3 FTCA | 340.9 > 236.9 | 1320.295 | 5834.726 | 1.00 | 3.57 | 2.829 | 10.4 | 104.5 | NO | 1.442 | NO |
| 18 | 11 | PFHpA | 363.0 > 318.9 | 5574.653 | 5834.726 | 1.00 | 3.63 | 11.943 | 9.8 | 97.6 | NO | 4.978 | NO |
| 19 | 12 | ADONA | 376.8 > 250.9 | 19485.947 | 5834.726 | 1.00 | 3.75 | 41.746 | 9.0 | 89.5 | NO | 3.199 | NO |
| 20 | 52 | 13C2-PFHxA | 315.0 > 270.0 | 4769.095 | 15284.946 | 1.00 | 3.00 | 3.900 | 4.8 | 96.3 | NO | | |
| 21 | 49 | 13C3-PFBS | 302.0 > 98.8 | 1013.114 | 974.946 | 1.00 | 2.50 | 12.989 | 12.2 | 97.9 | NO | | |
| 22 | 50 | 13C3-HFPO-DA | 287.0 > 168.9 | 1176.404 | 15284.946 | 1.00 | 3.22 | 0.962 | 4.2 | 84.6 | NO | | |
| 23 | 53 | 13C4-PFHpA | 367.2 > 321.8 | 5834.726 | 15284.946 | 1.00 | 3.63 | 4.772 | 12.6 | 100.9 | NO | | |
| 24 | 53 | 13C4-PFHpA | 367.2 > 321.8 | 5834.726 | 15284.946 | 1.00 | 3.63 | 4.772 | 12.6 | 100.9 | NO | | |
| 25 | 53 | 13C4-PFHpA | 367.2 > 321.8 | 5834.726 | 15284.946 | 1.00 | 3.63 | 4.772 | 12.6 | 100.9 | NO | | |
| 26 | -1 | | | | | | | | | | | | |
| 27 | 13 | L-PFHxS | 398.9 > 79.6 | 1505.124 | 2358.008 | 1.00 | 3.79 | 7.979 | 8.6 | 86.5 | NO | 2.018 | NO |
| 28 | 15 | 6:2 FTS | 427.0 > 406.9 | 3327.192 | 1633.139 | 1.00 | 4.10 | 25.466 | 9.6 | 96.1 | NO | 2.184 | NO |
| 29 | 16 | L-PFOA | 412.8 > 368.9 | 17436.463 | 10784.323 | 1.00 | 4.16 | 20.210 | 10.9 | 108.7 | NO | 3.652 | NO |
| 30 | 18 | PFecHS | 460.8 > 381.0 | 2875.128 | 10784.323 | 1.00 | 4.18 | 3.333 | 10.4 | 104.2 | NO | 0.987 | NO |
| 31 | 19 | PFHpS | 449.0 > 80.0 | 1522.960 | 2354.717 | 1.00 | 4.27 | 8.085 | 10.3 | 102.6 | NO | 1.889 | NO |
| 32 | 20 | 7:3 FTCA | 440.9 > 336.9 | 2046.147 | 11754.653 | 1.00 | 4.59 | 2.176 | 11.4 | 114.3 | NO | 2.283 | NO |
| 33 | 54 | 13C3-PFHxS | 401.8 > 79.9 | 2358.008 | 974.946 | 1.00 | 3.79 | 30.233 | 13.2 | 105.4 | NO | | |
| 34 | 55 | 13C2-6:2 FTS | 429.0 >79.9 | 1633.139 | 2212.890 | 1.00 | 4.10 | 9.225 | 13.2 | 105.6 | NO | | |
| 35 | 58 | 13C2-PFOA | 414.9 > 369.7 | 10784.323 | 22273.496 | 1.00 | 4.16 | 6.052 | 12.1 | 96.4 | NO | | |
| 36 | 58 | 13C2-PFOA | 414.9 > 369.7 | 10784.323 | 22273.496 | 1.00 | 4.16 | 6.052 | 12.1 | 96.4 | NO | | |

8/5/19

Dataset: F:\Projects\PFAS.PRO\Results\190805M1\190508M1-22.qld

Last Altered: Monday, August 05, 2019 14:58:13 Pacific Daylight Time
Printed: Monday, August 05, 2019 14:58:39 Pacific Daylight Time

**Name: 190805M1_22, Date: 05-Aug-2019, Time: 14:11:37, ID: ST190805M1-2 PFC CS3 19G2306, Description: PFC CS3 19G2006**

| | # | Name | Trace | Area | IS Area | wt/vol | RT | Response | Conc. | %Rec | Recovery ... | Ion Ratio | Ratio Out? |
|---|---|---|---|---|---|---|---|---|---|---|---|---|---|
| 37 | 59 | 13C8-PFOS | 507.0 > 79.9 | 2354.717 | 2212.890 | 1.00 | 4.69 | 13.301 | 13.4 | 107.0 | NO | | |
| 38 | 56 | 13C5-PFNA | 468.2 > 422.9 | 11754.653 | 12009.634 | 1.00 | 4.61 | 12.235 | 11.7 | 93.4 | NO | | |
| 39 | -1 | | | | | | | | | | | | |
| 40 | 21 | PFNA | 463.0 > 418.8 | 9647.823 | 11754.653 | 1.00 | 4.61 | 10.260 | 10.3 | 102.8 | NO | 2.848 | NO |
| 41 | 22 | PFOSA | 497.9 > 77.9 | 3539.887 | 3779.774 | 1.00 | 4.66 | 11.707 | 10.3 | 103.1 | NO | 32.713 | NO |
| 42 | 23 | L-PFOS | 498.9 > 79.9 | 2120.546 | 2354.717 | 1.00 | 4.69 | 11.257 | 8.8 | 88.5 | NO | 2.104 | NO |
| 43 | 25 | 9Cl-PF30NS | 530.7 > 350.8 | 6168.750 | 2354.717 | 1.00 | 4.91 | 32.747 | 11.2 | 112.5 | NO | 23.289 | NO |
| 44 | 26 | PFDA | 513 > 468.8 | 11668.178 | 9712.697 | 1.00 | 4.99 | 15.017 | 10.6 | 105.7 | NO | 4.288 | NO |
| 45 | 27 | 8:2 FTS | 527.0 > 506.9 | 2910.692 | 1518.903 | 1.00 | 4.95 | 23.954 | 11.5 | 114.9 | NO | 1.520 | NO |
| 46 | 56 | 13C5-PFNA | 468.2 > 422.9 | 11754.653 | 12009.634 | 1.00 | 4.61 | 12.235 | 11.7 | 93.4 | NO | | |
| 47 | 57 | 13C8-PFOSA | 506.1 > 77.7 | 3779.774 | 19054.941 | 1.00 | 4.66 | 2.480 | 13.7 | 109.7 | NO | | |
| 48 | 59 | 13C8-PFOS | 507.0 > 79.9 | 2354.717 | 2212.890 | 1.00 | 4.69 | 13.301 | 13.4 | 107.0 | NO | | |
| 49 | 59 | 13C8-PFOS | 507.0 > 79.9 | 2354.717 | 2212.890 | 1.00 | 4.69 | 13.301 | 13.4 | 107.0 | NO | | |
| 50 | 60 | 13C2-PFDA | 515.1 > 469.9 | 9712.697 | 15736.597 | 1.00 | 4.98 | 7.715 | 10.9 | 86.9 | NO | | |
| 51 | 61 | 13C2-8:2 FTS | 529 > 79.9 | 1518.903 | 2212.890 | 1.00 | 4.95 | 8.580 | 12.2 | 97.7 | NO | | |
| 52 | -1 | | | | | | | | | | | | |
| 53 | 28 | PFNS | 549.1 > 80.1 | 1563.592 | 2354.717 | 1.00 | 5.05 | 8.300 | 10.3 | 103.3 | NO | 1.607 | NO |
| 54 | 29 | L-MeFOSAA | 570 > 419 | 6119.293 | 2219.699 | 1.00 | 5.14 | 34.460 | 12.2 | 121.8 | NO | 2.504 | NO |
| 55 | 31 | L-EtFOSAA | 584.1 > 419 | 4247.279 | 2999.083 | 1.00 | 5.30 | 17.702 | 12.7 | 127.0 | NO | 1.379 | NO |
| 56 | 33 | PFUdA | 563.0 > 518.9 | 11303.122 | 16252.873 | 1.00 | 5.32 | 8.693 | 9.9 | 99.5 | NO | 6.067 | NO |
| 57 | 34 | PFDS | 598.8 > 79.9 | 2487.401 | 1518.903 | 1.00 | 5.37 | 20.470 | 11.2 | 111.9 | NO | 2.090 | NO |
| 58 | 35 | 11Cl-PF30UdS | 632.6 > 452.7 | 830.836 | 18761.535 | 1.00 | 5.53 | 0.554 | 8.6 | 86.4 | NO | 3.171 | NO |
| 59 | 59 | 13C8-PFOS | 507.0 > 79.9 | 2354.717 | 2212.890 | 1.00 | 4.69 | 13.301 | 13.4 | 107.0 | NO | | |
| 60 | 62 | d3-N-MeFOSAA | 573.3 > 419 | 2219.699 | 19054.941 | 1.00 | 5.14 | 1.456 | 10.2 | 81.5 | NO | | |
| 61 | 64 | d5-N-EtFOSAA | 589.3 > 419 | 2999.083 | 19054.941 | 1.00 | 5.29 | 1.967 | 9.7 | 77.7 | NO | | |
| 62 | 63 | 13C2-PFUdA | 565 > 519.8 | 16252.873 | 19054.941 | 1.00 | 5.32 | 10.662 | 12.8 | 102.5 | NO | | |
| 63 | 61 | 13C2-8:2 FTS | 529 > 79.9 | 1518.903 | 2212.890 | 1.00 | 4.95 | 8.580 | 12.2 | 97.7 | NO | | |
| 64 | 65 | 13C2-PFDoA | 614.7 > 569.7 | 18761.535 | 15736.597 | 1.00 | 5.60 | 14.903 | 11.9 | 95.5 | NO | | |
| 65 | -1 | | | | | | | | | | | | |
| 66 | 36 | 10:2 FTS | 627.0 > 606.9 | 3045.348 | 1518.903 | 1.00 | 5.59 | 25.062 | 10.2 | 102.0 | NO | 1.441 | NO |
| 67 | 37 | PFDoA | 612.9 > 569.0 | 15009.097 | 18761.535 | 1.00 | 5.60 | 10.000 | 10.2 | 101.8 | NO | 7.795 | NO |
| 68 | 38 | N-MeFOSA | 512.1 > 168.9 | 2541.909 | 7267.327 | 1.00 | 5.70 | 52.466 | 53.4 | 106.9 | NO | 2.010 | NO |
| 69 | 39 | PFTrDA | 662.9 > 618.9 | 17026.773 | 18761.535 | 1.00 | 5.86 | 11.344 | 10.7 | 107.1 | NO | 13.179 | NO |
| 70 | 40 | PFDoS | 698.8 > 79.9 | 1976.191 | 9281.261 | 1.00 | 5.88 | 2.662 | 10.6 | 106.4 | NO | 2.015 | NO |
| 71 | 41 | PFTeDA | 713.0 > 669.0 | 12117.066 | 9281.261 | 1.00 | 6.08 | 16.319 | 9.4 | 93.9 | NO | 15.313 | NO |
| 72 | 65 | 13C2-PFDoA | 614.7 > 569.7 | 18761.535 | 15736.597 | 1.00 | 5.60 | 14.903 | 11.9 | 95.5 | NO | | |

Dataset: F:\Projects\PFAS.PRO\Results\190805M1\190508M1-22.qld

Last Altered: Monday, August 05, 2019 14:58:13 Pacific Daylight Time
Printed: Monday, August 05, 2019 14:58:39 Pacific Daylight Time

**Name: 190805M1_22, Date: 05-Aug-2019, Time: 14:11:37, ID: ST190805M1-2 PFC CS3 19G2306, Description: PFC CS3 19G2006**

| | # | Name | Trace | Area | IS Area | wt/vol | RT | Response | Conc. | %Rec | Recovery ... | Ion Ratio | Ratio Out? |
|---|---|---|---|---|---|---|---|---|---|---|---|---|---|
| 73 | 65 | 13C2-PFDoA | 614.7 > 569.7 | 18761.535 | 15736.597 | 1.00 | 5.60 | 14.903 | 11.9 | 95.5 | NO | | |
| 74 | 66 | d3-N-MeFOSA | 515.2 > 168.9 | 7267.327 | 19054.941 | 1.00 | 5.72 | 4.767 | 153.3 | 102.2 | NO | | |
| 75 | 65 | 13C2-PFDoA | 614.7 > 569.7 | 18761.535 | 15736.597 | 1.00 | 5.60 | 14.903 | 11.9 | 95.5 | NO | | |
| 76 | 67 | 13C2-PFTeDA | 715.1 > 669.7 | 9281.261 | 19054.941 | 1.00 | 6.08 | 6.088 | 13.5 | 107.8 | NO | | |
| 77 | 67 | 13C2-PFTeDA | 715.1 > 669.7 | 9281.261 | 19054.941 | 1.00 | 6.08 | 6.088 | 13.5 | 107.8 | NO | | |
| 78 | -1 | | | | | | | | | | | | |
| 79 | 42 | N-EtFOSA | 526.1 > 168.9 | 2433.337 | 8413.769 | 1.00 | 6.12 | 43.381 | 51.3 | 102.6 | NO | 1.902 | NO |
| 80 | 43 | PFHxDA | 813.1 > 768.6 | 6369.567 | 5806.321 | 1.00 | 6.42 | 5.485 | 10.9 | 108.9 | NO | 8.916 | NO |
| 81 | 44 | PFODA | 913.1 > 868.8 | 9429.914 | 5806.321 | 1.00 | 6.67 | 8.120 | 10.0 | 100.3 | NO | | |
| 82 | 45 | N-MeFOSE | 616.1 > 58.9 | 2307.646 | 8005.676 | 1.00 | 6.31 | 43.238 | 42.1 | 84.2 | NO | | |
| 83 | 46 | N-EtFOSE | 630.1 > 58.9 | 3211.698 | 8072.438 | 1.00 | 6.46 | 59.679 | 48.9 | 97.7 | NO | | |
| 84 | 72 | 13C4-PFBA | 217.0 > 172.0 | 6442.949 | 6442.949 | 1.00 | 1.23 | 12.500 | 12.5 | 100.0 | NO | | |
| 85 | 68 | d5-N-ETFOSA | 531.1 > 168.9 | 8413.769 | 19054.941 | 1.00 | 6.14 | 5.519 | 150.9 | 100.6 | NO | | |
| 86 | 69 | 13C2-PFHxDA | 815 > 769.7 | 5806.321 | 19054.941 | 1.00 | 6.42 | 3.809 | 5.3 | 106.6 | NO | | |
| 87 | 69 | 13C2-PFHxDA | 815 > 769.7 | 5806.321 | 19054.941 | 1.00 | 6.42 | 3.809 | 5.3 | 106.6 | NO | | |
| 88 | 70 | d7-N-MeFOSE | 623.1 > 58.9 | 8005.676 | 19054.941 | 1.00 | 6.30 | 5.252 | 160.0 | 106.7 | NO | | |
| 89 | 71 | d9-N-EtFOSE | 639.2 > 58.8 | 8072.438 | 19054.941 | 1.00 | 6.44 | 5.296 | 154.1 | 102.7 | NO | | |
| 90 | 73 | 13C5-PFHxA | 318.0 > 272.9 | 15284.946 | 15284.946 | 1.00 | 3.00 | 12.500 | 12.5 | 100.0 | NO | | |
| 91 | -1 | | | | | | | | | | | | |
| 92 | 75 | 13C8-PFOA | 420.9 > 376.0 | 22273.496 | 22273.496 | 1.00 | 4.16 | 12.500 | 12.5 | 100.0 | NO | | |
| 93 | 74 | 18O2-PFHxS | 403.0 > 102.6 | 974.946 | 974.946 | 1.00 | 3.79 | 12.500 | 12.5 | 100.0 | NO | | |
| 94 | 76 | 13C9-PFNA | 472.2 > 426.9 | 12009.634 | 12009.634 | 1.00 | 4.61 | 12.500 | 12.5 | 100.0 | NO | | |
| 95 | 77 | 13C4-PFOS | 503 > 79.9 | 2212.890 | 2212.890 | 1.00 | 4.69 | 12.500 | 12.5 | 100.0 | NO | | |
| 96 | 78 | 13C6-PFDA | 519.1 > 473.7 | 15736.597 | 15736.597 | 1.00 | 4.98 | 12.500 | 12.5 | 100.0 | NO | | |
| 97 | 79 | 13C7-PFUdA | 570.1 > 524.8 | 19054.941 | 19054.941 | 1.00 | 5.32 | 12.500 | 12.5 | 100.0 | NO | | |

Vista Analytical Laboratory

Dataset: Untitled

Last Altered: Tuesday, August 06, 2019 08:46:44 Pacific Daylight Time
Printed: Tuesday, August 06, 2019 08:46:59 Pacific Daylight Time

**Method: F:\Projects\PFAS.PRO\MethDB\PFAS_FULL_80C_080519.mdb 05 Aug 2019 14:58:12**
**Calibration: F:\Projects\PFAS.PRO\CurveDB\C18_VAL-PFAS_Q4_08-02-19.cdb 03 Aug 2019 11:02:31**

**Compound name: PFBA**

| | # Name | ID | Acq.Date | Acq.Time |
|---|---|---|---|---|
| 1 | 1 190805M1_1 | IPA | 05-Aug-19 | 10:29:02 |
| 2 | 2 190805M1_2 | IPA | 05-Aug-19 | 10:39:35 |
| 3 | 3 190805M1_3 | IPA | 05-Aug-19 | 10:50:20 |
| 4 | 4 190805M1_4 | IPA | 05-Aug-19 | 11:00:52 |
| 5 | 5 190805M1_5 | IPA | 05-Aug-19 | 11:11:30 |
| 6 | 6 190805M1_6 | ST190805M1-1 PFC CS0 19G2303 | 05-Aug-19 | 11:22:04 |
| 7 | 7 190805M1_7 | IB | 05-Aug-19 | 11:32:41 |
| 8 | 8 190805M1_8 | B9G0276-BS1 OPR 0.125 | 05-Aug-19 | 11:43:17 |
| 9 | 9 190805M1_9 | B9G0276-BLK1 Method Blank 0.125 | 05-Aug-19 | 11:53:53 |
| 10 | 10 190805M1_10 | 1902274-01 S12-072419 0.11342 | 05-Aug-19 | 12:04:25 |
| 11 | 11 190805M1_11 | 1902274-02 DUP1-072419 0.10942 | 05-Aug-19 | 12:15:04 |
| 12 | 12 190805M1_12 | 1902274-03 S6-072419 0.11726 | 05-Aug-19 | 12:25:37 |
| 13 | 13 190805M1_13 | 1902274-04 P1-072419 0.11169 | 05-Aug-19 | 12:36:16 |
| 14 | 14 190805M1_14 | 1902274-05 S13-072419 0.1166 | 05-Aug-19 | 12:46:54 |
| 15 | 15 190805M1_15 | 1902274-06 P7-072419 0.11673 | 05-Aug-19 | 12:57:27 |
| 16 | 16 190805M1_16 | 1902274-07 EB-072419 0.11589 | 05-Aug-19 | 13:08:05 |
| 17 | 17 190805M1_17 | 1902274-08 FB-072419 0.11785 | 05-Aug-19 | 13:18:38 |
| 18 | 18 190805M1_18 | B9H0026-BS1 OPR 0.125 | 05-Aug-19 | 13:29:17 |
| 19 | 19 190805M1_19 | B9H0026-BLK1 Method Blank 0.125 | 05-Aug-19 | 13:39:50 |
| 20 | 20 190805M1_20 | 1902290-05RE1 DPH-MW4-17 0.11115 | 05-Aug-19 | 13:50:29 |
| 21 | 21 190805M1_21 | IPA | 05-Aug-19 | 14:00:59 |
| 22 | 22 190805M1_22 | ST190805M1-2 PFC CS3 19G2306 | 05-Aug-19 | 14:11:37 |
| 23 | 23 190805M1_23 | IPA | 05-Aug-19 | 14:22:16 |
| 24 | 24 190805M1_24 | B9G0264-BS1 OPR 1 | 05-Aug-19 | 14:32:51 |
| 25 | 25 190805M1_25 | B9G0264-MS1 Matrix Spike 1.01 | 05-Aug-19 | 14:43:26 |
| 26 | 26 190805M1_26 | B9G0264-MSD1 Matrix Spike Dup 1.02 | 05-Aug-19 | 14:54:05 |
| 27 | 27 190805M1_27 | B9G0264-BLK1 Method Blank 1 | 05-Aug-19 | 15:04:38 |
| 28 | 28 190805M1_28 | 1902189-01 SAOA-B03-SO-5-5.5 1.08 | 05-Aug-19 | 15:15:16 |
| 29 | 29 190805M1_29 | 1902189-02 SAOA-B03-SO-20-20.5 1.21 | 05-Aug-19 | 15:25:49 |
| 30 | 30 190805M1_30 | 1902189-03 SAOA-B03-SO-56-56.5 1.18 | 05-Aug-19 | 15:36:27 |
| 31 | 31 190805M1_31 | 1902189-08 NON-B03-SO-1-1.5 1.03 | 05-Aug-19 | 15:47:06 |
| 32 | 32 190805M1_32 | 1902189-09 NON-B03-SO-15-15.5 1.07 | 05-Aug-19 | 15:57:38 |

Vista Analytical Laboratory

Dataset: Untitled

Last Altered: Tuesday, August 06, 2019 08:46:44 Pacific Daylight Time
Printed: Tuesday, August 06, 2019 08:46:59 Pacific Daylight Time

**Compound name: PFBA**

| | # | Name | ID | Acq.Date | Acq.Time |
|---|---|---|---|---|---|
| 33 | 33 | 190805M1_33 | 1902189-15 NAOA-B04-SO-69-69.5 1.17 | 05-Aug-19 | 16:08:16 |
| 34 | 34 | 190805M1_34 | 1902189-16 SAOA-B02-SO-5-5.5 1.18 | 05-Aug-19 | 16:18:55 |
| 35 | 35 | 190805M1_35 | 1902189-17 SAOA-B02-SO-20-20.5 1.13 | 05-Aug-19 | 16:29:28 |
| 36 | 36 | 190805M1_36 | 1902189-18 SAOA-B02-SO-56-56.5 1.28 | 05-Aug-19 | 16:40:06 |
| 37 | 37 | 190805M1_37 | IPA | 05-Aug-19 | 16:50:38 |
| 38 | 38 | 190805M1_38 | ST190805M1-3 PFC CS3 19G2306 | 05-Aug-19 | 17:01:16 |
| 39 | 39 | 190805M1_39 | IPA | 05-Aug-19 | 17:11:49 |
| 40 | 40 | 190805M1_40 | B9H0005-BS1 OPR 1 | 05-Aug-19 | 17:22:27 |
| 41 | 41 | 190805M1_41 | B9H0005-BLK1 Method Blank 1 | 05-Aug-19 | 17:33:00 |
| 42 | 42 | 190805M1_42 | 1900655-01RE1 IA19-DU3-03042019-10-15-1 1.01 | 05-Aug-19 | 17:43:38 |
| 43 | 43 | 190805M1_43 | 1900655-02RE1 IA19-DU2-03042019-10-25-1 1.03 | 05-Aug-19 | 17:54:11 |
| 44 | 44 | 190805M1_44 | 1900655-03RE1 IA19-DU2-03042019-10-25-2 1 | 05-Aug-19 | 18:04:49 |
| 45 | 45 | 190805M1_45 | 1900655-04RE1 IA19-DU2-03042019-10-25-3 1 | 05-Aug-19 | 18:15:28 |
| 46 | 46 | 190805M1_46 | 1900655-05RE1 IA2-DU3-03042019-12-40-1 1.01 | 05-Aug-19 | 18:26:01 |
| 47 | 47 | 190805M1_47 | 1900655-06RE1 IA19-DU1-03042019-11-05-1 1.02 | 05-Aug-19 | 18:36:39 |
| 48 | 48 | 190805M1_48 | 1900716-03RE1 IA22-DU1-10042019-12-40-1 1.02 | 05-Aug-19 | 18:47:12 |
| 49 | 49 | 190805M1_49 | 1900716-04RE1 IA22-DU2-10042019-13-30-1 1 | 05-Aug-19 | 18:57:50 |
| 50 | 50 | 190805M1_50 | 1901614-01RE1 IA-1-DU7R-14062019-09-35-1 1.02 | 05-Aug-19 | 19:08:22 |
| 51 | 51 | 190805M1_51 | 1901614-02RE1 IA-1-DU1R-14062019-10-50-1 1.02 | 05-Aug-19 | 19:19:00 |
| 52 | 52 | 190805M1_52 | IPA | 05-Aug-19 | 19:29:33 |
| 53 | 53 | 190805M1_53 | ST190805M1-4 PFC CS3 19G2306 | 05-Aug-19 | 19:40:11 |
| 54 | 54 | 190805M1_54 | IPA | 05-Aug-19 | 19:50:50 |
| 55 | 55 | 190805M1_55 | 1901614-03RE1 IA-1-DU3R-14062019-12-15-1 1.01 | 05-Aug-19 | 20:01:23 |
| 56 | 56 | 190805M1_56 | 1901614-04RE1 IA-1-DU3R-14062019-12-15-2 1.01 | 05-Aug-19 | 20:12:01 |
| 57 | 57 | 190805M1_57 | 1901614-05RE1 IA-1-DU3R-14062019-12-15-3 1.02 | 05-Aug-19 | 20:22:34 |
| 58 | 58 | 190805M1_58 | 1901614-06RE1 IA-1-DU4R-14062019-13-35-1 1.02 | 05-Aug-19 | 20:33:04 |
| 59 | 59 | 190805M1_59 | 1901614-09RE1 IA-1-DU5R-14062019-15-10-1 1 | 05-Aug-19 | 20:43:43 |
| 60 | 60 | 190805M1_60 | B9G0312-BS1 OPR 0.25 | 05-Aug-19 | 20:54:15 |
| 61 | 61 | 190805M1_61 | B9G0312-BLK1 Method Blank 0.25 | 05-Aug-19 | 21:04:54 |
| 62 | 62 | 190805M1_62 | 1902340-01 SB-19-C1 20-25 0.24058 | 05-Aug-19 | 21:15:32 |
| 63 | 63 | 190805M1_63 | 1902340-02 SB-19-C1 15-20 0.2413 | 05-Aug-19 | 21:26:04 |
| 64 | 64 | 190805M1_64 | 1902340-03 SB-19-C2 20-25 0.23794 | 05-Aug-19 | 21:36:43 |
| 65 | 65 | 190805M1_65 | 1902340-04 SB-19-C2 15-20 0.24308 | 05-Aug-19 | 21:47:21 |
| 66 | 66 | 190805M1_66 | 1902340-05 SB-19-C3 20-25 0.24596 | 05-Aug-19 | 21:57:54 |
| 67 | 67 | 190805M1_67 | IPA | 05-Aug-19 | 22:08:33 |
| 68 | 68 | 190805M1_68 | ST190805M1-5 PFC CS3 19G2306 | 05-Aug-19 | 22:19:05 |

Vista Analytical Laboratory

Dataset: Untitled

Last Altered: Tuesday, August 06, 2019 08:46:44 Pacific Daylight Time
Printed: Tuesday, August 06, 2019 08:46:59 Pacific Daylight Time

**Compound name: PFBA**

| | # | Name | ID | Acq.Date | Acq.Time |
|---|---|---|---|---|---|
| 69 | 69 | 190805M1_69 | IPA | 05-Aug-19 | 22:29:43 |
| 70 | 70 | 190805M1_70 | 1902340-06 SB-19-C3 15-20 0.24224 | 05-Aug-19 | 22:40:16 |
| 71 | 71 | 190805M1_71 | 1902340-07 SB-19-C4 20-25 0.23437 | 05-Aug-19 | 22:50:54 |
| 72 | 72 | 190805M1_72 | 1902340-08 SB-19-C4 15-20 0.24446 | 05-Aug-19 | 23:01:32 |
| 73 | 73 | 190805M1_73 | 1902340-09 SB-19-C1 10-15 0.23978 | 05-Aug-19 | 23:12:06 |
| 74 | 74 | 190805M1_74 | 1902340-10 SB-19-C2 10-15 0.2419 | 05-Aug-19 | 23:22:44 |
| 75 | 75 | 190805M1_75 | 1902340-11 SB-19-C3 10-15 0.24555 | 05-Aug-19 | 23:33:17 |
| 76 | 76 | 190805M1_76 | 1902340-12 SB-19-C4 10-15 0.24794 | 05-Aug-19 | 23:43:55 |
| 77 | 77 | 190805M1_77 | 1902340-13 SB-19-C4 10-15 DUP 0.24565 | 05-Aug-19 | 23:54:29 |
| 78 | 78 | 190805M1_78 | 1902340-14 SB-19-C4 5-10 0.24089 | 06-Aug-19 | 00:05:08 |
| 79 | 79 | 190805M1_79 | 1902340-15 SB-19-N1 55-60 0.25012 | 06-Aug-19 | 00:15:40 |
| 80 | 80 | 190805M1_80 | IPA | 06-Aug-19 | 00:26:18 |
| 81 | 81 | 190805M1_81 | ST190805M1-6 PFC CS3 19G2306 | 06-Aug-19 | 00:36:56 |
| 82 | 82 | 190805M1_82 | IPA | 06-Aug-19 | 00:47:30 |
| 83 | 83 | 190805M1_83 | 1902340-16 SB-19-N2 55-60 0.25388 | 06-Aug-19 | 00:58:09 |
| 84 | 84 | 190805M1_84 | 1902340-17 SB-19-N2 (48-53) 0.25043 | 06-Aug-19 | 01:08:47 |
| 85 | 85 | 190805M1_85 | 1902340-18 SB-19-C2 (5-10) 0.23872 | 06-Aug-19 | 01:19:20 |
| 86 | 86 | 190805M1_86 | 1902340-19 SB-19-C1 (5-10) 0.2458 | 06-Aug-19 | 01:29:59 |
| 87 | 87 | 190805M1_87 | 1902340-20 SB-19-N1 (48-53) 0.24852 | 06-Aug-19 | 01:40:32 |
| 88 | 88 | 190805M1_88 | B9H0013-BS1 OPR 0.125 | 06-Aug-19 | 01:51:11 |
| 89 | 89 | 190805M1_89 | B9H0013-BLK1 Method Blank 0.125 | 06-Aug-19 | 02:01:49 |
| 90 | 90 | 190805M1_90 | 1902387-03 AQA 19-11 S3 0.125 | 06-Aug-19 | 02:12:22 |
| 91 | 91 | 190805M1_91 | 1902387-04 AQA 19-11 S4 0.125 | 06-Aug-19 | 02:23:00 |
| 92 | 92 | 190805M1_92 | IPA | 06-Aug-19 | 02:33:33 |
| 93 | 93 | 190805M1_93 | ST190805M1-7 PFC CS3 19G2306 | 06-Aug-19 | 02:44:12 |
| 94 | 94 | 190805M1_94 | IPA | 06-Aug-19 | 02:54:45 |

Dataset: F:\Projects\PFAS.PRO\Results\190805M1\190508M1-22.qld

Last Altered: Monday, August 05, 2019 14:58:13 Pacific Daylight Time
Printed: Monday, August 05, 2019 14:58:39 Pacific Daylight Time

**Method: F:\Projects\PFAS.PRO\MethDB\PFAS_FULL_80C_080519.mdb 05 Aug 2019 14:58:12**
**Calibration: F:\Projects\PFAS.PRO\CurveDB\C18_VAL-PFAS_Q4_08-02-19.cdb 03 Aug 2019 11:02:31**

**Name: 190805M1_22, Date: 05-Aug-2019, Time: 14:11:37, ID: ST190805M1-2 PFC CS3 19G2306, Description: PFC CS3 19G2006**

**PFBA**
F2:MRM of 1 channel,ES-
213.0 > 168.8
6.140e+004

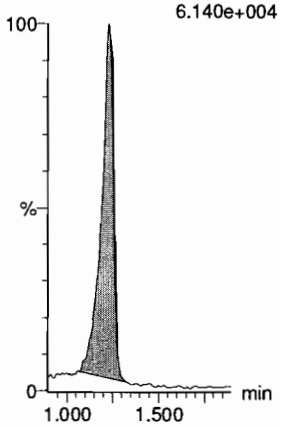


**PFPrS**
F6:MRM of 2 channels,ES-
248.9 > 79.9
1.661e+004

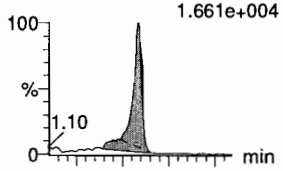


F6:MRM of 2 channels,ES-
248.9 > 98.9
6.765e+003

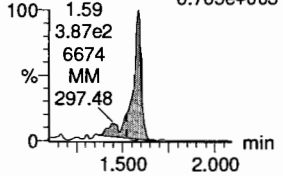


**3:3 FTCA**
F5:MRM of 2 channels,ES-
240.9 > 176.9
4.180e+003

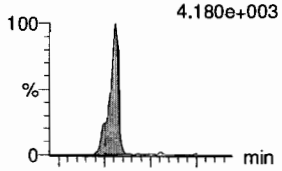


F5:MRM of 2 channels,ES-
240.9 > 116.9
2.345e+003

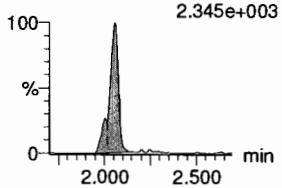


**PFPeA**
F7:MRM of 1 channel,ES-
263.1 > 218.9
8.426e+004

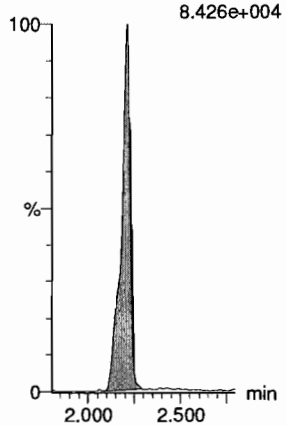


**PFBS**
F11:MRM of 2 channels,ES-
299.0 > 79.7
3.456e+004

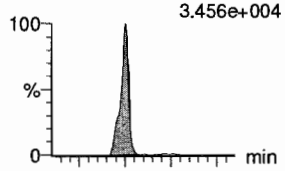


F11:MRM of 2 channels,ES-
299.0 > 99.0
9.947e+003

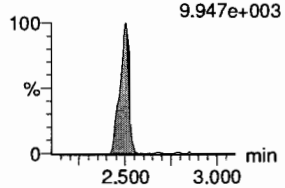


**4:2 FTS**
F16:MRM of 2 channels,ES-
327.0 > 306.9
1.061e+005

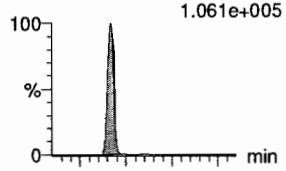


F16:MRM of 2 channels,ES-
327.0 > 80.9
5.663e+004

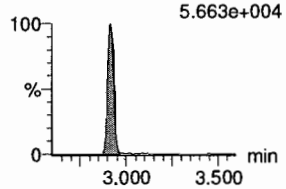


**13C3-PFBA**
F3:MRM of 1 channel,ES-
216.1 > 171.8
5.874e+004

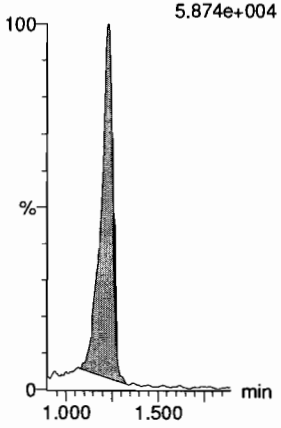


**13C3-PFBS**
F12:MRM of 1 channel,ES-
302.0 > 98.8
1.954e+004

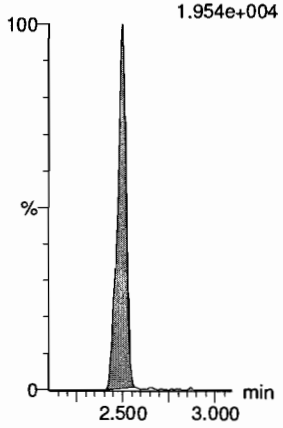


**13C3-PFPeA**
F8:MRM of 1 channel,ES-
266.0 > 221.8
1.245e+005

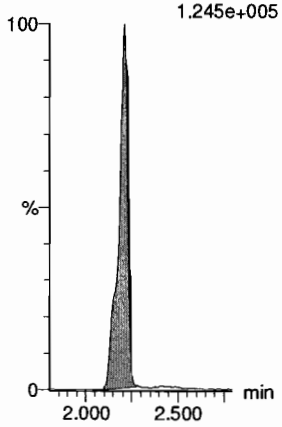


**13C3-PFPeA**
F8:MRM of 1 channel,ES-
266.0 > 221.8
1.245e+005

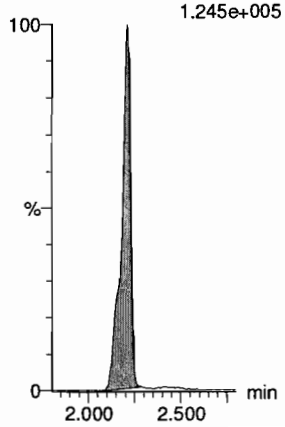


**13C3-PFBS**
F12:MRM of 1 channel,ES-
302.0 > 98.8
1.954e+004

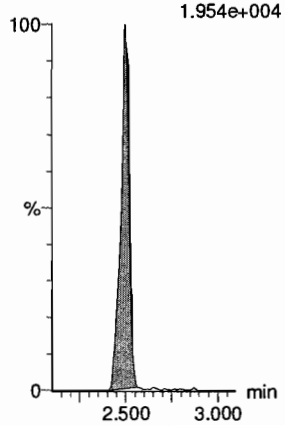


**13C2-4:2 FTS**
F17:MRM of 2 channels,ES-
329.0 > 79.9
5.633e+004

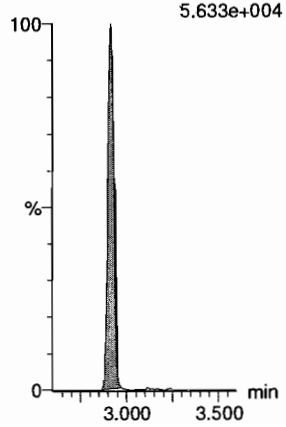

Dataset: F:\Projects\PFAS.PRO\Results\190805M1\190508M1-22.qld

Last Altered: Monday, August 05, 2019 14:58:13 Pacific Daylight Time
Printed: Monday, August 05, 2019 14:58:39 Pacific Daylight Time

**Name: 190805M1_22, Date: 05-Aug-2019, Time: 14:11:37, ID: ST190805M1-2 PFC CS3 19G2306, Description: PFC CS3 19G2006**

**PFHxA**

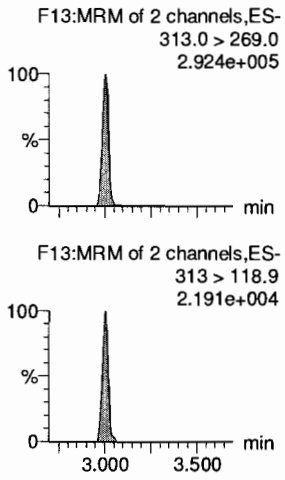


**PFPeS**

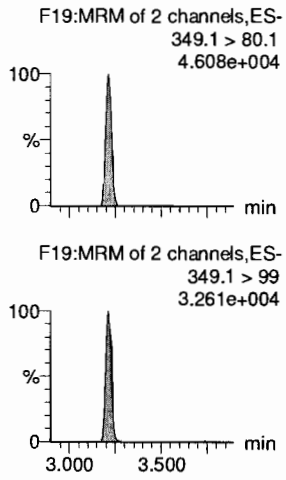


**HFPO-DA**

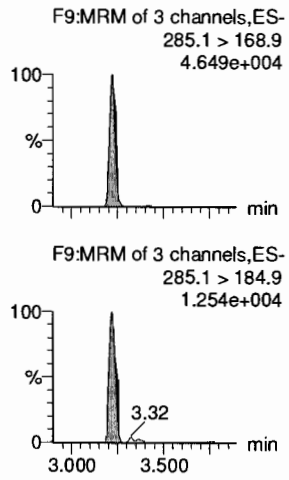


**5:3 FTCA**

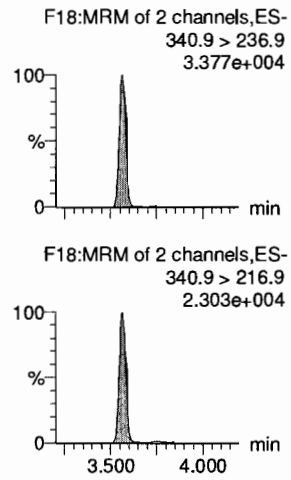


**PFHpA**

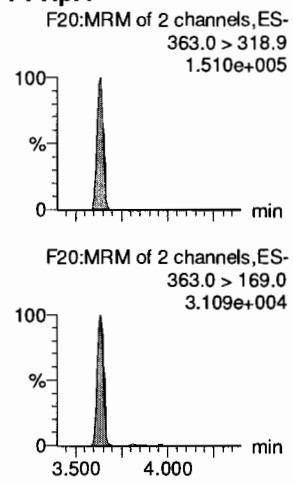


**ADONA**

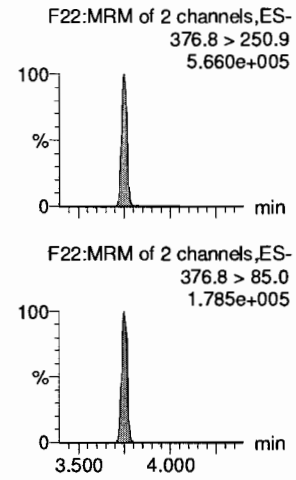


**13C2-PFHxA**

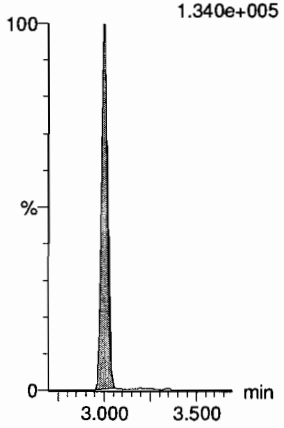


**13C3-PFBS**

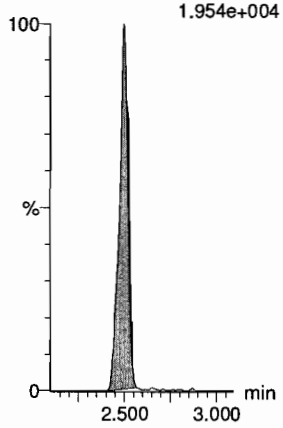


**13C3-HFPO-DA**

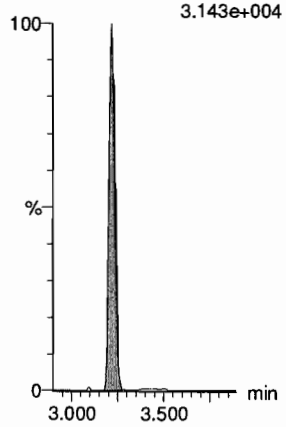


**13C4-PFHpA**

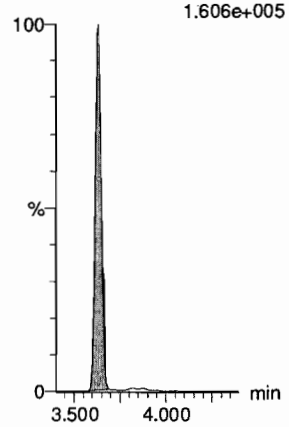


**13C4-PFHpA**

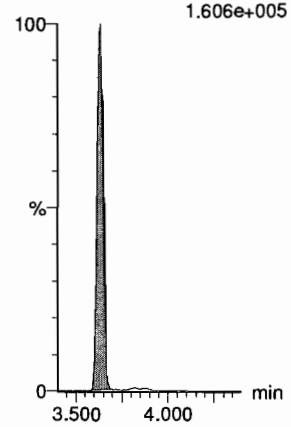


**13C4-PFHpA**

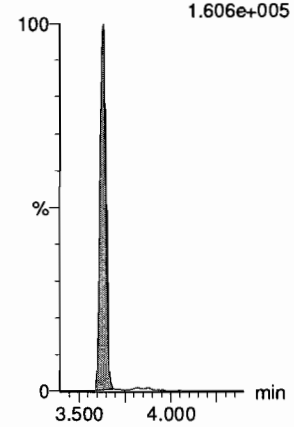

Dataset: F:\Projects\PFAS.PRO\Results\190805M1\190508M1-22.qld

Last Altered: Monday, August 05, 2019 14:58:13 Pacific Daylight Time
Printed: Monday, August 05, 2019 14:58:39 Pacific Daylight Time

**Name: 190805M1_22, Date: 05-Aug-2019, Time: 14:11:37, ID: ST190805M1-2 PFC CS3 19G2306, Description: PFC CS3 19G2006**

**L-PFHxS**

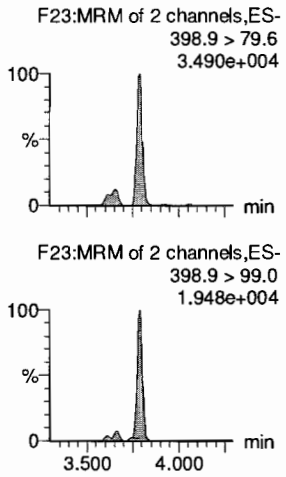


**6:2 FTS**

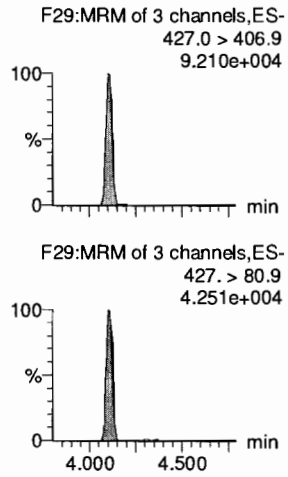


**L-PFOA**

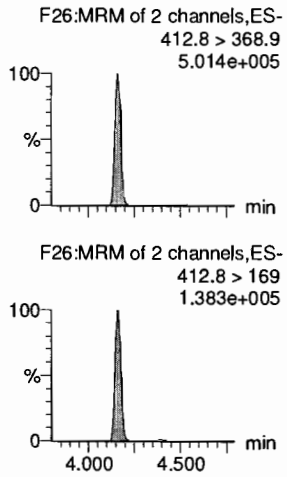


**PFEChS**

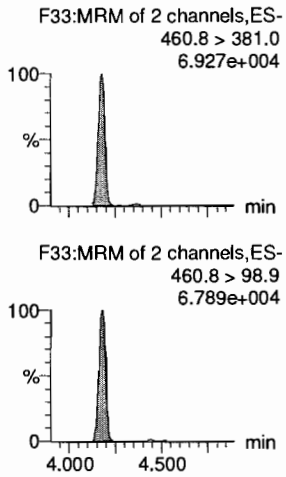


**PFHpS**

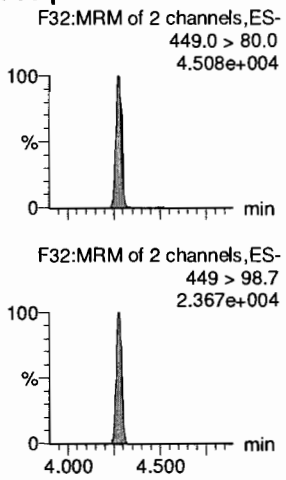


**7:3 FTCA**

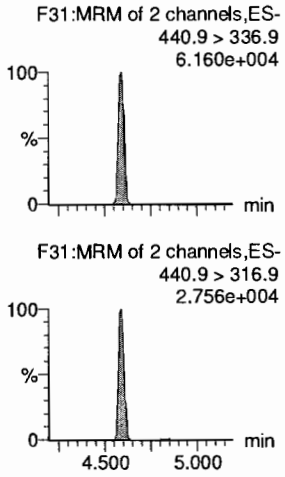


**13C3-PFHxS**

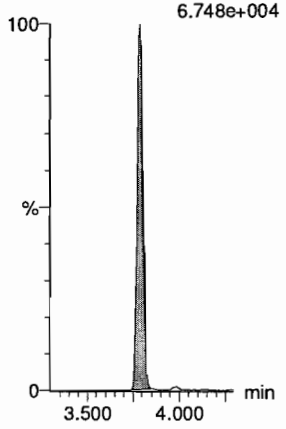


**13C2-6:2 FTS**

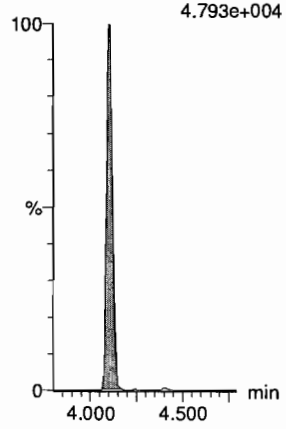


**13C2-PFOA**

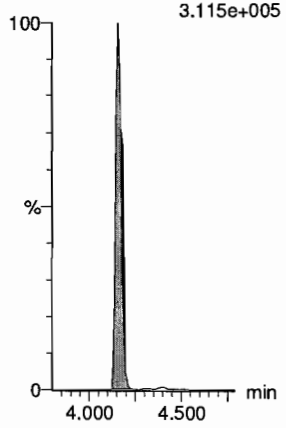


**13C2-PFOA**

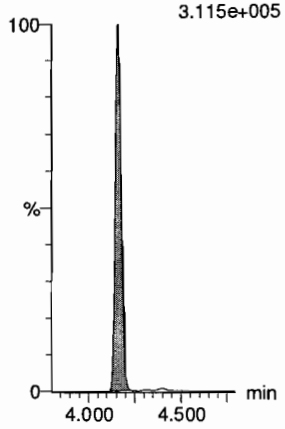


**13C8-PFOS**




**13C5-PFNA**

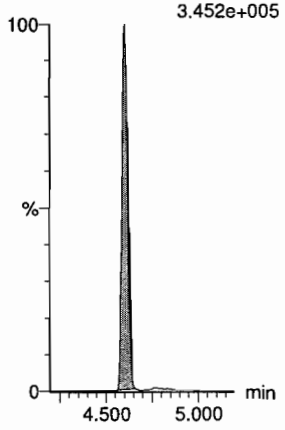

Dataset: F:\Projects\PFAS.PRO\Results\190805M1\190508M1-22.qld

Last Altered: Monday, August 05, 2019 14:58:13 Pacific Daylight Time
Printed: Monday, August 05, 2019 14:58:39 Pacific Daylight Time

**Name: 190805M1_22, Date: 05-Aug-2019, Time: 14:11:37, ID: ST190805M1-2 PFC CS3 19G2306, Description: PFC CS3 19G2006**

**PFNA**

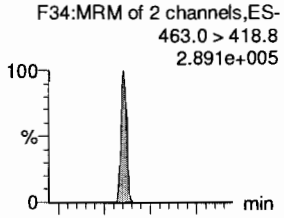


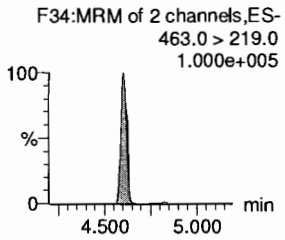


**PFOSA**

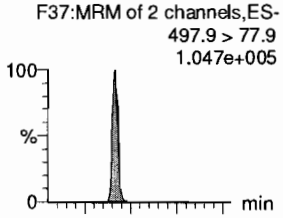


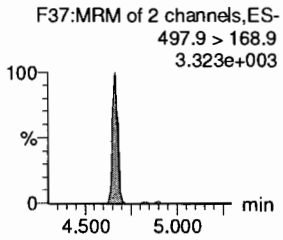


**L-PFOS**

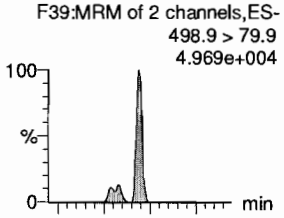


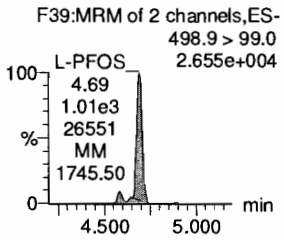


**9Cl-PF30NS**

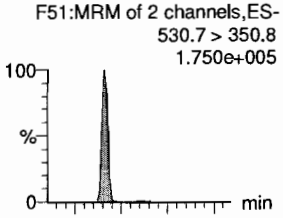


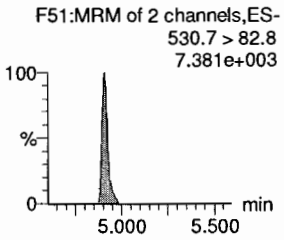


**PFDA**

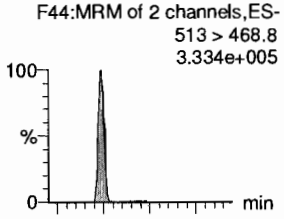


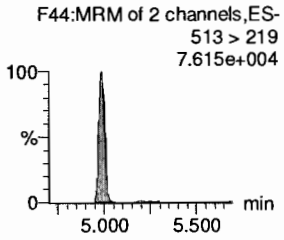


**8:2 FTS**

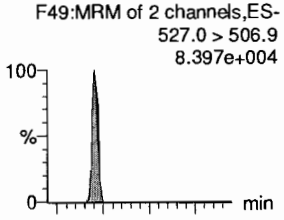


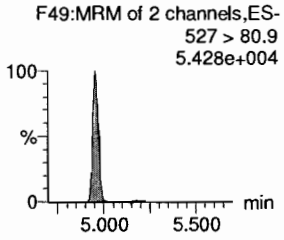


**13C5-PFNA**

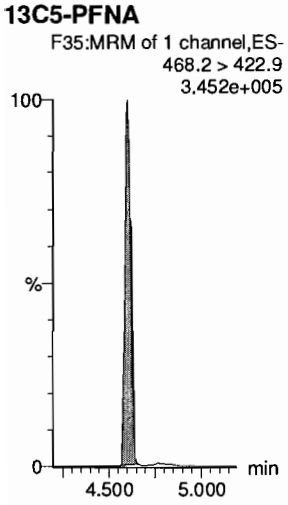


**13C8-PFOSA**

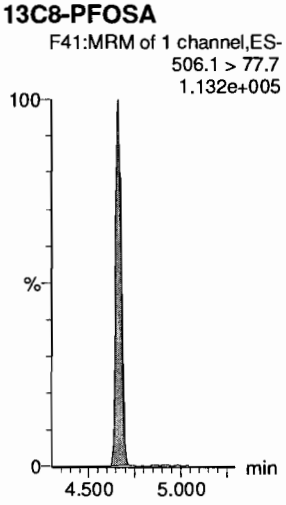


**13C8-PFOS**

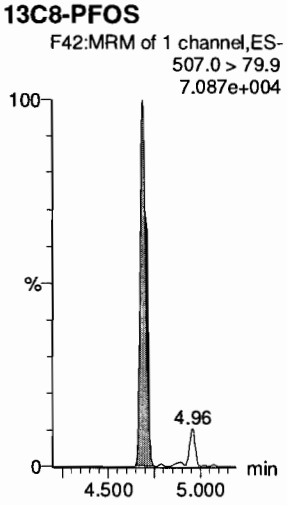


**13C8-PFOS**

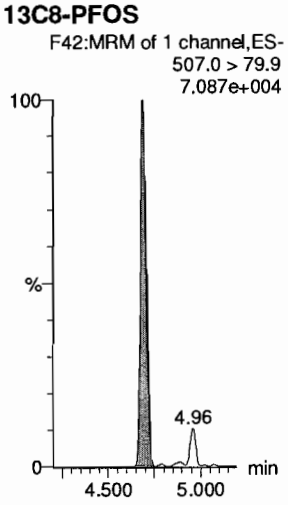


**13C2-PFDA**

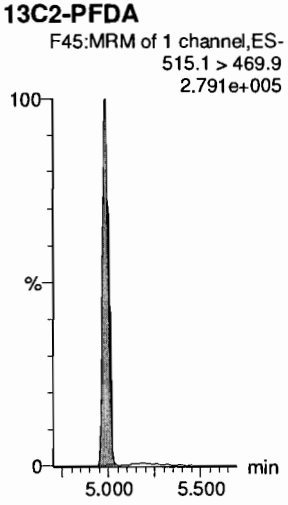


**13C2-8:2 FTS**

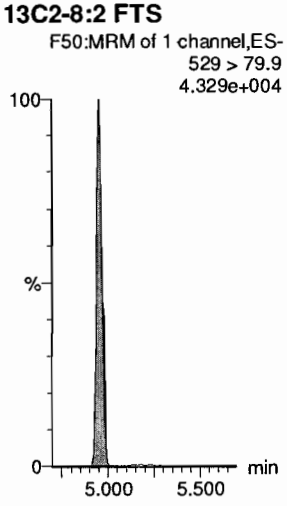

Dataset: F:\Projects\PFAS.PRO\Results\190805M1\190508M1-22.qld

Last Altered: Monday, August 05, 2019 14:58:13 Pacific Daylight Time
Printed: Monday, August 05, 2019 14:58:39 Pacific Daylight Time

**Name: 190805M1_22, Date: 05-Aug-2019, Time: 14:11:37, ID: ST190805M1-2 PFC CS3 19G2306, Description: PFC CS3 19G2006**

**PFNS**
F53:MRM of 2 channels,ES-
549.1 > 80.1
4.468e+004

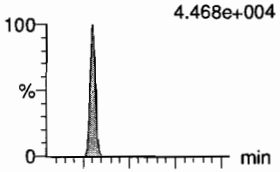

F53:MRM of 2 channels,ES-
549.1 > 99.1
2.732e+004

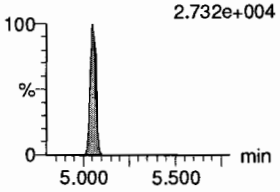

**L-MeFOSAA**
F56:MRM of 2 channels,ES-
570 > 419
1.460e+005

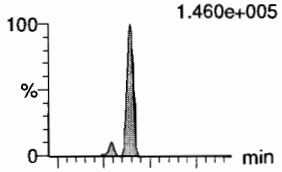

F56:MRM of 2 channels,ES-
570. > 512
5.469e+004

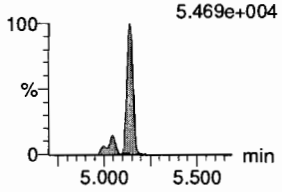

**L-EtFOSAA**
F59:MRM of 2 channels,ES-
584.1 > 419
1.109e+005

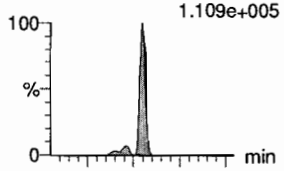

F59:MRM of 2 channels,ES-
584.1 > 526
7.319e+004

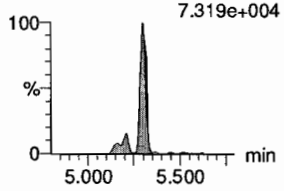

**PFUdA**
F54:MRM of 2 channels,ES-
563.0 > 518.9
3.454e+005

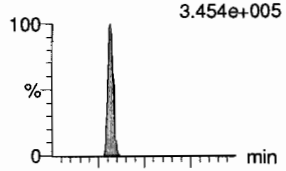

F54:MRM of 2 channels,ES-
563.0 > 269
5.564e+004

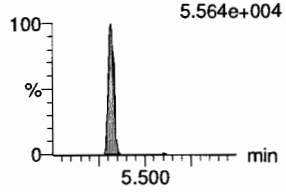

**PFDS**
F61:MRM of 2 channels,ES-
598.8 > 79.9
7.537e+004

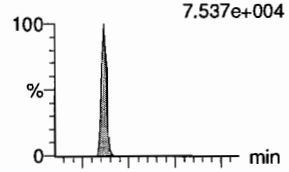

F61:MRM of 2 channels,ES-
598.8 > 98.9
3.655e+004

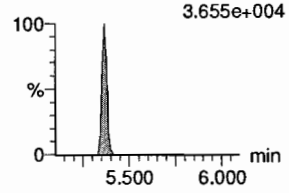

**11Cl-PF30UdS**
F68:MRM of 2 channels,ES-
632.6 > 452.7
2.140e+004

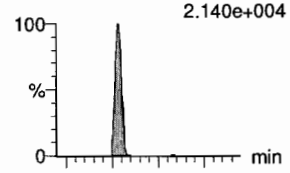

F68:MRM of 2 channels,ES-
632.6 > 450.7
7.613e+003

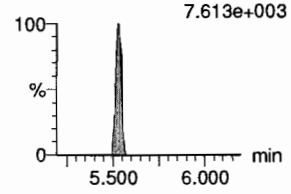

**13C8-PFOS**
F42:MRM of 1 channel,ES-
507.0 > 79.9
7.087e+004

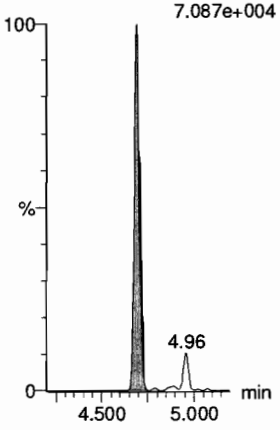


**d3-N-MeFOSAA**
F58:MRM of 1 channel,ES-
573.3 > 419
5.738e+004

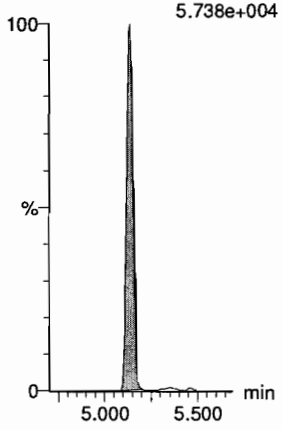

**d5-N-EtFOSAA**
F60:MRM of 1 channel,ES-
589.3 > 419
9.288e+004

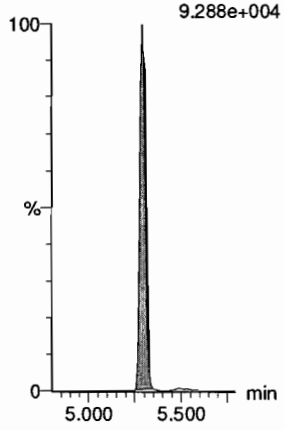

**13C2-PFUdA**
F55:MRM of 1 channel,ES-
565 > 519.8
4.938e+005

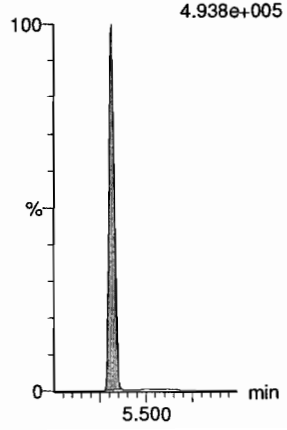

**13C2-8:2 FTS**
F50:MRM of 1 channel,ES-
529 > 79.9
4.329e+004

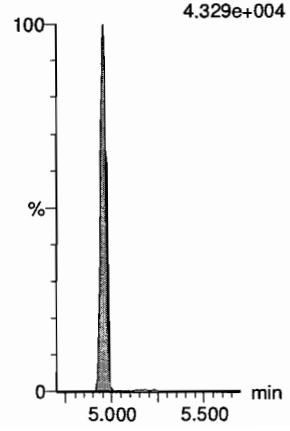

**13C2-PFDoA**
F63:MRM of 1 channel,ES-
614.7 > 569.7
5.123e+005

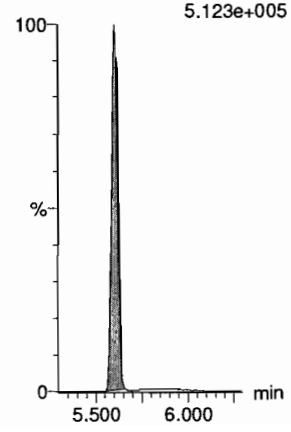

Dataset: F:\Projects\PFAS.PRO\Results\190805M1\190508M1-22.qld

Last Altered: Monday, August 05, 2019 14:58:13 Pacific Daylight Time
Printed: Monday, August 05, 2019 14:58:39 Pacific Daylight Time

**Name: 190805M1_22, Date: 05-Aug-2019, Time: 14:11:37, ID: ST190805M1-2 PFC CS3 19G2306, Description: PFC CS3 19G2006**

**10:2 FTS**
F66:MRM of 2 channels,ES-
627.0 > 606.9
8.423e+004

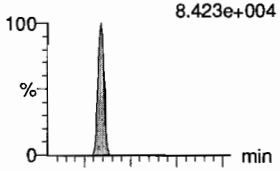


F66:MRM of 2 channels,ES-
627.0 > 80.9
5.613e+004

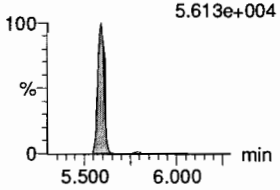


**PFDoA**
F62:MRM of 4 channels,ES-
612.9 > 569.0
4.145e+005

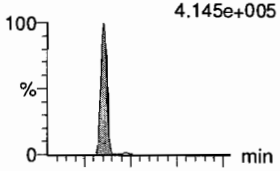


F62:MRM of 4 channels,ES-
612.9 > 318.8
5.165e+004

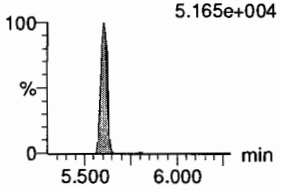


**N-MeFOSA**
F43:MRM of 2 channels,ES-
512.1 > 168.9
6.499e+004

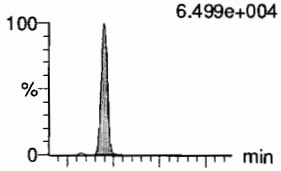


F43:MRM of 2 channels,ES-
512.1 > 219
3.247e+004

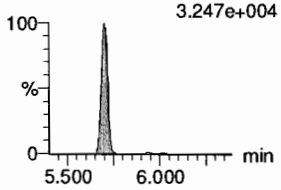


**PFTrDA**
F70:MRM of 2 channels,ES-
662.9 > 618.9
4.942e+005

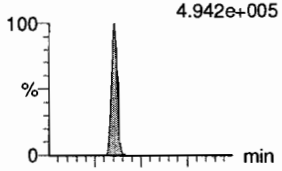


F70:MRM of 2 channels,ES-
662.9 > 319
3.806e+004

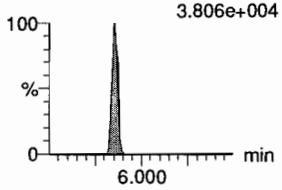


**PFDoS**
F71:MRM of 2 channels,ES-
698.8 > 79.9
5.727e+004

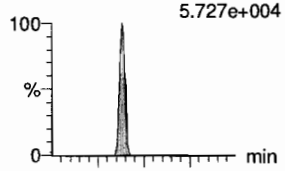


F71:MRM of 2 channels,ES-
698.8 > 98.9
2.757e+004

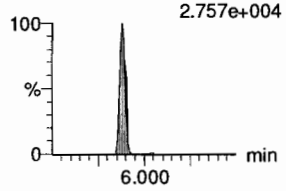


**PFTeDA**
F72:MRM of 2 channels,ES-
713.0 > 669.0
3.228e+005

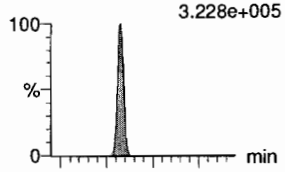


F72:MRM of 2 channels,ES-
713. > 369.0
2.141e+004

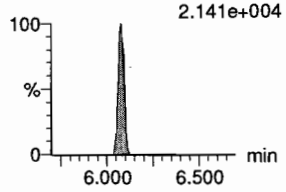


**13C2-PFDoA**
F63:MRM of 1 channel,ES-
614.7 > 569.7
5.123e+005

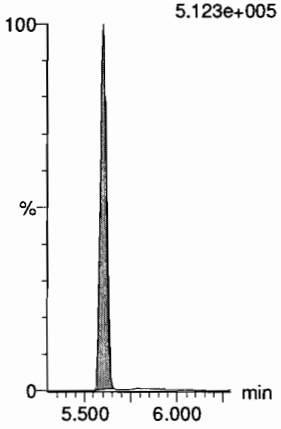


**13C2-PFDoA**
F63:MRM of 1 channel,ES-
614.7 > 569.7
5.123e+005

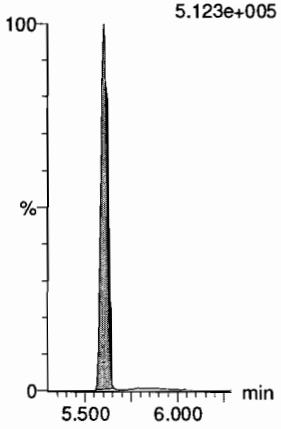


**d3-N-MeFOSA**
F46:MRM of 1 channel,ES-
515.2 > 168.9
1.876e+005

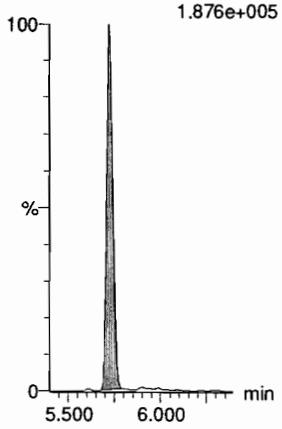


**13C2-PFDoA**
F63:MRM of 1 channel,ES-
614.7 > 569.7
5.123e+005

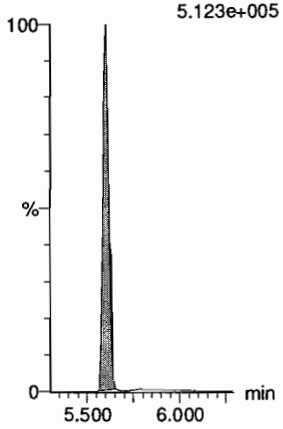


**13C2-PFTeDA**
F73:MRM of 2 channels,ES-
715.1 > 669.7
2.472e+005

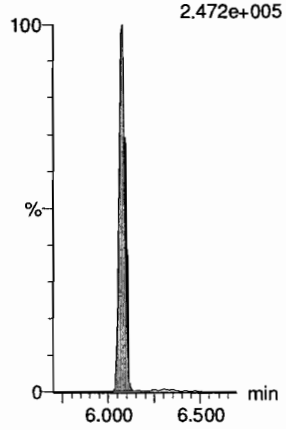


**13C2-PFTeDA**
F73:MRM of 2 channels,ES-
715.1 > 669.7
2.472e+005

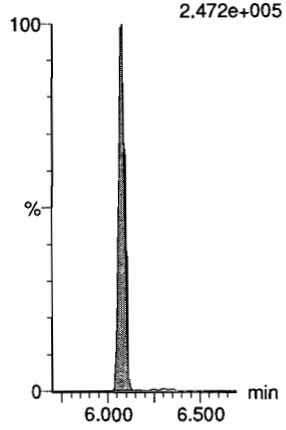

Dataset: F:\Projects\PFAS.PRO\Results\190805M1\190508M1-22.qld

Last Altered: Monday, August 05, 2019 14:58:13 Pacific Daylight Time
Printed: Monday, August 05, 2019 14:58:39 Pacific Daylight Time

**Name: 190805M1_22, Date: 05-Aug-2019, Time: 14:11:37, ID: ST190805M1-2 PFC CS3 19G2306, Description: PFC CS3 19G2006**

**N-EtFOSA**

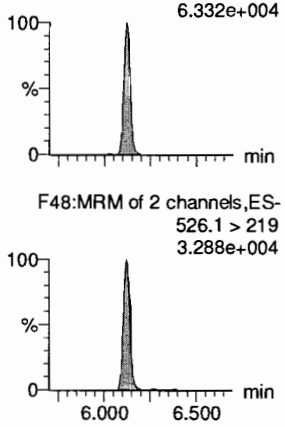


**PFHxDA**

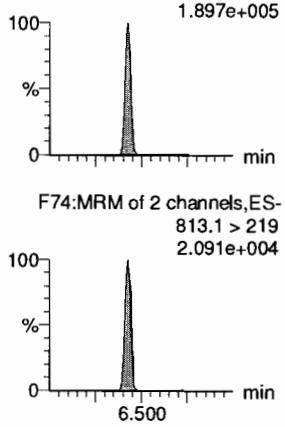


**PFODA**

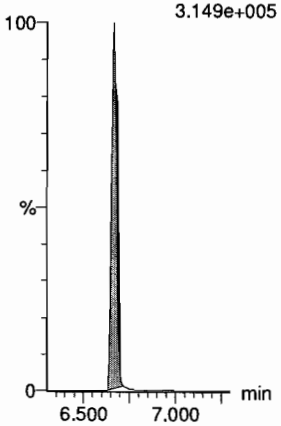


**N-MeFOSE**

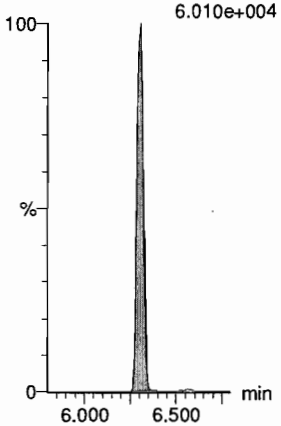


**N-EtFOSE**

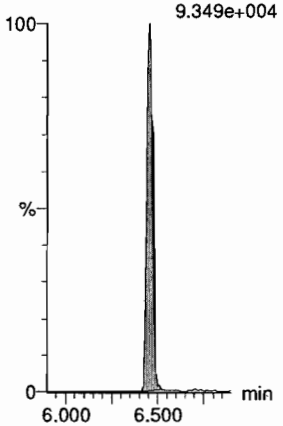


**13C4-PFBA**

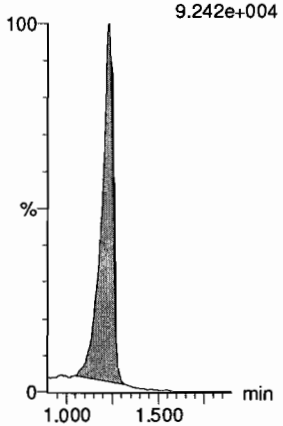


**d5-N-ETFOSA**

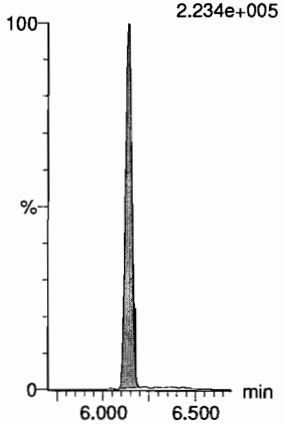


**13C2-PFHxDA**

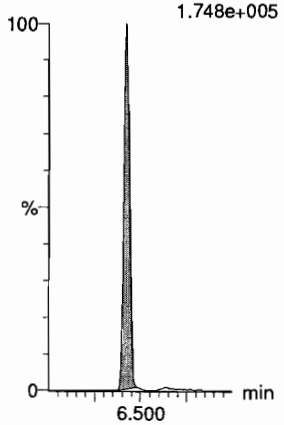


**13C2-PFHxDA**

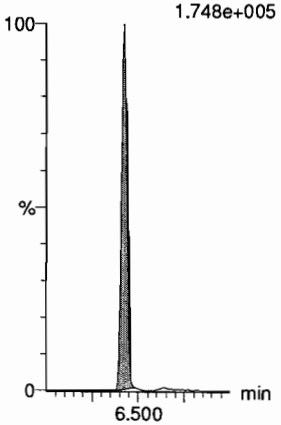


**d7-N-MeFOSE**

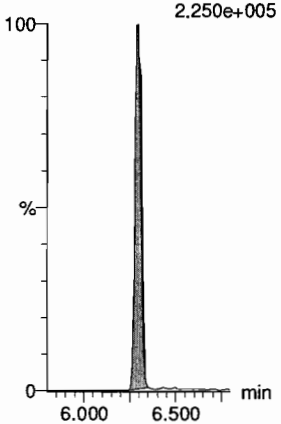


**d9-N-EtFOSE**

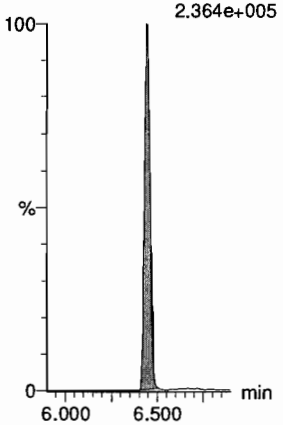


**13C5-PFHxA**

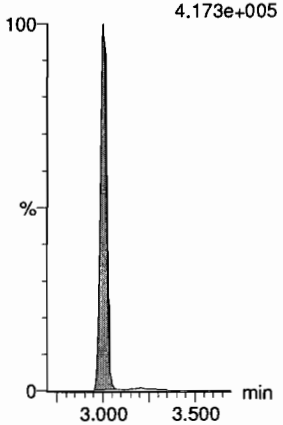

Dataset: F:\Projects\PFAS.PRO\Results\190805M1\190508M1-22.qld

Last Altered: Monday, August 05, 2019 14:58:13 Pacific Daylight Time
Printed: Monday, August 05, 2019 14:58:39 Pacific Daylight Time

**Name: 190805M1_22, Date: 05-Aug-2019, Time: 14:11:37, ID: ST190805M1-2 PFC CS3 19G2306, Description: PFC CS3 19G2006**

**13C8-PFOA**

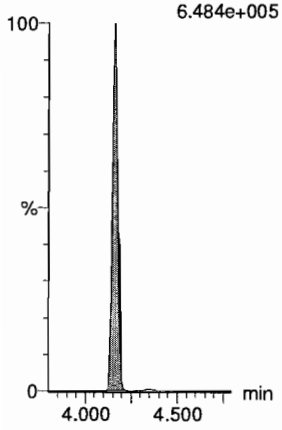


**18O2-PFHxS**

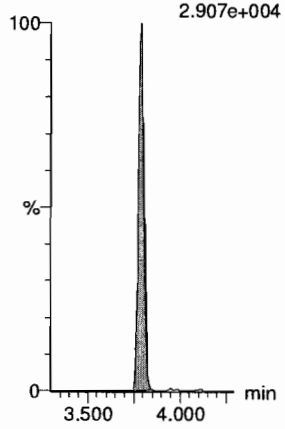


**13C9-PFNA**

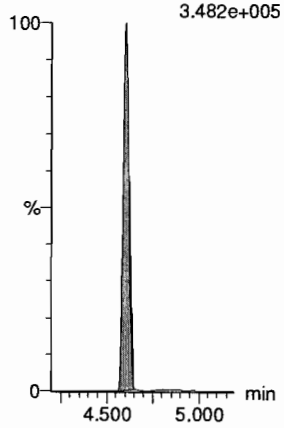


**13C4-PFOS**

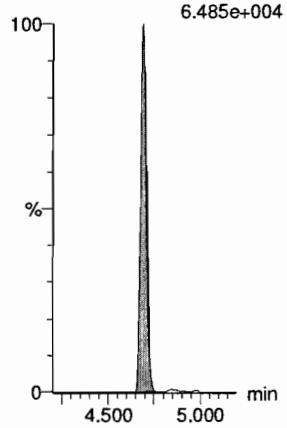


**13C6-PFDA**

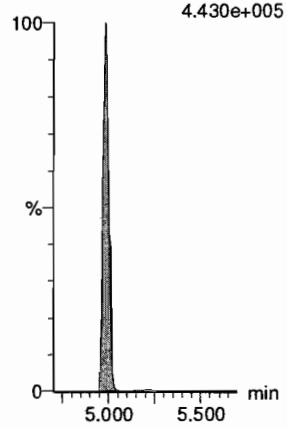


**13C7-PFUdA**

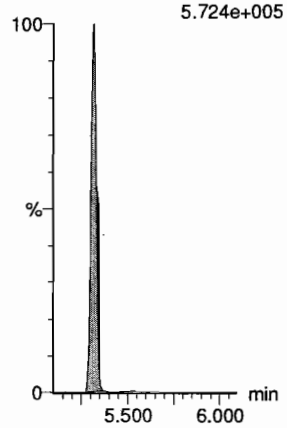

Dataset: F:\Projects\PFAS.PRO\Results\190805M1\190508M1-38.qld

Last Altered: Tuesday, August 06, 2019 08:23:29 Pacific Daylight Time
Printed: Tuesday, August 06, 2019 08:23:38 Pacific Daylight Time

JDM 8/7/19

**Name: 190805M1_38, Date: 05-Aug-2019, Time: 17:01:16, ID: ST190805M1-3 PFC CS3 19G2306, Description: PFC CS3 19G2006**

| | # | Name | Trace | Area | IS Area | wt/vol | RT | Response | Conc. | %Rec | Recovery ... | Ion Ratio | Ratio Out? |
|---|---|---|---|---|---|---|---|---|---|---|---|---|---|
| 1 | 1 | PFBA | 213.0 > 168.8 | 4383.536 | 4168.546 | 1.00 | 1.24 | 13.145 | 9.7 | 97.1 | NO | | |
| 2 | 2 | PFPrS | 248.9 > 79.9 | 1125.217 | 1091.222 | 1.00 | 1.59 | 12.889 | 8.0 | 80.1 | NO | 2.545 | NO |
| 3 | 3 | 3:3 FTCA | 240.9 > 176.9 | 227.508 | 6699.060 | 1.00 | 2.06 | 0.425 | 9.9 | 98.9 | NO | 1.670 | NO |
| 4 | 4 | PFPeA | 263.1 > 218.9 | 4774.152 | 6699.060 | 1.00 | 2.21 | 8.908 | 10.3 | 103.3 | NO | | |
| 5 | 5 | PFBS | 299.0 > 79.7 | 1760.520 | 1091.222 | 1.00 | 2.51 | 20.167 | 9.3 | 93.3 | NO | 2.734 | NO |
| 6 | 6 | 4:2 FTS | 327.0 > 306.9 | 4246.251 | 2121.334 | 1.00 | 2.92 | 25.021 | 10.1 | 100.9 | NO | 1.920 | NO |
| 7 | 47 | 13C3-PFBA | 216.1 > 171.8 | 4168.546 | 6342.412 | 1.00 | 1.23 | 8.216 | 12.3 | 98.4 | NO | | |
| 8 | 49 | 13C3-PFBS | 302.0 > 98.8 | 1091.222 | 1057.771 | 1.00 | 2.51 | 12.895 | 12.1 | 97.2 | NO | | |
| 9 | 48 | 13C3-PFPeA | 266.0 > 221.8 | 6699.060 | 15706.679 | 1.00 | 2.21 | 5.331 | 11.5 | 92.1 | NO | | |
| 10 | 48 | 13C3-PFPeA | 266.0 > 221.8 | 6699.060 | 15706.679 | 1.00 | 2.21 | 5.331 | 11.5 | 92.1 | NO | | |
| 11 | 49 | 13C3-PFBS | 302.0 > 98.8 | 1091.222 | 1057.771 | 1.00 | 2.51 | 12.895 | 12.1 | 97.2 | NO | | |
| 12 | 51 | 13C2-4:2 FTS | 329.0 >79.9 | 2121.334 | 1057.771 | 1.00 | 2.91 | 25.068 | 13.0 | 104.1 | NO | | |
| 13 | -1 | | | | | | | | | | | | |
| 14 | 7 | PFHxA | 313.0 > 269.0 | 10855.886 | 4935.625 | 1.00 | 3.01 | 10.997 | 10.2 | 102.1 | NO | 13.408 | NO |
| 15 | 8 | PFPeS | 349.1>80.1 | 1694.679 | 1091.222 | 1.00 | 3.22 | 19.413 | 12.2 | 122.3 | NO | 1.625 | NO |
| 16 | 9 | HFPO-DA | 285.1 > 168.9 | 1565.217 | 1250.371 | 1.00 | 3.22 | 6.259 | 10.7 | 107.1 | NO | 2.385 | NO |
| 17 | 10 | 5:3 FTCA | 340.9 > 236.9 | 1354.811 | 5664.714 | 1.00 | 3.57 | 2.990 | 11.0 | 110.3 | NO | 1.514 | NO |
| 18 | 11 | PFHpA | 363.0 > 318.9 | 5340.609 | 5664.714 | 1.00 | 3.63 | 11.785 | 9.6 | 96.3 | NO | 4.639 | NO |
| 19 | 12 | ADONA | 376.8 > 250.9 | 19696.516 | 5664.714 | 1.00 | 3.75 | 43.463 | 9.3 | 93.2 | NO | 3.010 | NO |
| 20 | 52 | 13C2-PFHxA | 315.0 > 270.0 | 4935.625 | 15706.679 | 1.00 | 3.01 | 3.928 | 4.8 | 97.0 | NO | | |
| 21 | 49 | 13C3-PFBS | 302.0 > 98.8 | 1091.222 | 1057.771 | 1.00 | 2.51 | 12.895 | 12.1 | 97.2 | NO | | |
| 22 | 50 | 13C3-HFPO-DA | 287.0 > 168.9 | 1250.371 | 15706.679 | 1.00 | 3.23 | 0.995 | 4.4 | 87.5 | NO | | |
| 23 | 53 | 13C4-PFHpA | 367.2 > 321.8 | 5664.714 | 15706.679 | 1.00 | 3.63 | 4.508 | 11.9 | 95.3 | NO | | |
| 24 | 53 | 13C4-PFHpA | 367.2 > 321.8 | 5664.714 | 15706.679 | 1.00 | 3.63 | 4.508 | 11.9 | 95.3 | NO | | |
| 25 | 53 | 13C4-PFHpA | 367.2 > 321.8 | 5664.714 | 15706.679 | 1.00 | 3.63 | 4.508 | 11.9 | 95.3 | NO | | |
| 26 | -1 | | | | | | | | | | | | |
| 27 | 13 | L-PFHxS | 398.9 > 79.6 | 1627.167 | 2366.485 | 1.00 | 3.79 | 8.595 | 9.3 | 93.1 | NO | 2.074 | NO |
| 28 | 15 | 6:2 FTS | 427.0 > 406.9 | 3393.903 | 1649.527 | 1.00 | 4.11 | 25.719 | 9.7 | 97.0 | NO | 2.202 | NO |
| 29 | 16 | L-PFOA | 412.8 > 368.9 | 17424.000 | 11380.909 | 1.00 | 4.16 | 19.137 | 10.3 | 102.9 | NO | 3.668 | NO |
| 30 | 18 | PFecHS | 460.8 > 381.0 | 2952.256 | 11380.909 | 1.00 | 4.18 | 3.243 | 10.1 | 101.4 | NO | 0.937 | NO |
| 31 | 19 | PFHpS | 449.0 > 80.0 | 1512.401 | 2300.106 | 1.00 | 4.28 | 8.219 | 10.4 | 104.3 | NO | 1.666 | NO |
| 32 | 20 | 7:3 FTCA | 440.9 > 336.9 | 1923.087 | 12642.563 | 1.00 | 4.59 | 1.901 | 10.0 | 100.1 | NO | 1.988 | NO |
| 33 | 54 | 13C3-PFHxS | 401.8 > 79.9 | 2366.485 | 1057.771 | 1.00 | 3.79 | 27.965 | 12.2 | 97.5 | NO | | |
| 34 | 55 | 13C2-6:2 FTS | 429.0 >79.9 | 1649.527 | 2443.167 | 1.00 | 4.10 | 8.439 | 12.1 | 96.6 | NO | | |
| 35 | 58 | 13C2-PFOA | 414.9 > 369.7 | 11380.909 | 23116.857 | 1.00 | 4.16 | 6.154 | 12.3 | 98.0 | NO | | |
| 36 | 58 | 13C2-PFOA | 414.9 > 369.7 | 11380.909 | 23116.857 | 1.00 | 4.16 | 6.154 | 12.3 | 98.0 | NO | | |

CAH 8/6/19

Dataset: F:\Projects\PFAS.PRO\Results\190805M1\190508M1-38.qld

Last Altered: Tuesday, August 06, 2019 08:23:29 Pacific Daylight Time
Printed: Tuesday, August 06, 2019 08:23:38 Pacific Daylight Time

**Name: 190805M1_38, Date: 05-Aug-2019, Time: 17:01:16, ID: ST190805M1-3 PFC CS3 19G2306, Description: PFC CS3 19G2006**

| | # | Name | Trace | Area | IS Area | wt/vol | RT | Response | Conc. | %Rec | Recovery ... | Ion Ratio | Ratio Out? |
|---|---|---|---|---|---|---|---|---|---|---|---|---|---|
| 37 | 59 | 13C8-PFOS | 507.0 > 79.9 | 2300.106 | 2443.167 | 1.00 | 4.69 | 11.768 | 11.8 | 94.7 | NO | | |
| 38 | 56 | 13C5-PFNA | 468.2 > 422.9 | 12642.563 | 12627.755 | 1.00 | 4.61 | 12.515 | 11.9 | 95.5 | NO | | |
| 39 | -1 | | | | | | | | | | | | |
| 40 | 21 | PFNA | 463.0 > 418.8 | 10119.967 | 12642.563 | 1.00 | 4.61 | 10.006 | 10.0 | 100.2 | NO | 2.769 | NO |
| 41 | 22 | PFOSA | 497.9 > 77.9 | 3739.121 | 3929.512 | 1.00 | 4.67 | 11.894 | 10.5 | 104.8 | NO | 32.611 | NO |
| 42 | 23 | L-PFOS | 498.9 > 79.9 | 2164.960 | 2300.106 | 1.00 | 4.69 | 11.766 | 9.2 | 92.4 | NO | 1.844 | NO |
| 43 | 25 | 9Cl-PF30NS | 530.7 > 350.8 | 5984.670 | 2300.106 | 1.00 | 4.91 | 32.524 | 11.2 | 111.7 | NO | 18.608 | NO |
| 44 | 26 | PFDA | 513 > 468.8 | 12511.496 | 10047.507 | 1.00 | 4.99 | 15.565 | 11.0 | 109.5 | NO | 4.363 | NO |
| 45 | 27 | 8:2 FTS | 527.0 > 506.9 | 3126.332 | 1574.154 | 1.00 | 4.95 | 24.825 | 11.9 | 119.1 | NO | 1.456 | NO |
| 46 | 56 | 13C5-PFNA | 468.2 > 422.9 | 12642.563 | 12627.755 | 1.00 | 4.61 | 12.515 | 11.9 | 95.5 | NO | | |
| 47 | 57 | 13C8-PFOSA | 506.1 > 77.7 | 3929.512 | 19414.486 | 1.00 | 4.66 | 2.530 | 14.0 | 111.9 | NO | | |
| 48 | 59 | 13C8-PFOS | 507.0 > 79.9 | 2300.106 | 2443.167 | 1.00 | 4.69 | 11.768 | 11.8 | 94.7 | NO | | |
| 49 | 59 | 13C8-PFOS | 507.0 > 79.9 | 2300.106 | 2443.167 | 1.00 | 4.69 | 11.768 | 11.8 | 94.7 | NO | | |
| 50 | 60 | 13C2-PFDA | 515.1 > 469.9 | 10047.507 | 15992.372 | 1.00 | 4.99 | 7.853 | 11.1 | 88.4 | NO | | |
| 51 | 61 | 13C2-8:2 FTS | 529 > 79.9 | 1574.154 | 2443.167 | 1.00 | 4.96 | 8.054 | 11.5 | 91.7 | NO | | |
| 52 | -1 | | | | | | | | | | | | |
| 53 | 28 | PFNS | 549.1 > 80.1 | 1647.825 | 2300.106 | 1.00 | 5.05 | 8.955 | 11.1 | 111.4 | NO | 1.507 | NO |
| 54 | 29 | L-MeFOSAA | 570 > 419 | 6338.285 | 2401.004 | 1.00 | 5.14 | 32.998 | 11.7 | 116.6 | NO | 2.910 | NO |
| 55 | 31 | L-EtFOSAA | 584.1 > 419 | 4503.837 | 3210.802 | 1.00 | 5.30 | 17.534 | 12.6 | 125.8 | NO | 1.352 | NO |
| 56 | 33 | PFUdA | 563.0 > 518.9 | 11882.511 | 16805.854 | 1.00 | 5.32 | 8.838 | 10.1 | 101.1 | NO | 5.792 | NO |
| 57 | 34 | PFDS | 598.8 > 79.9 | 2537.882 | 1574.154 | 1.00 | 5.37 | 20.153 | 11.0 | 110.2 | NO | 1.994 | NO |
| 58 | 35 | 11Cl-PF30UdS | 632.6 > 452.7 | 1062.096 | 20604.770 | 1.00 | 5.53 | 0.644 | 10.0 | 100.4 | NO | 5.169 | YES |
| 59 | 59 | 13C8-PFOS | 507.0 > 79.9 | 2300.106 | 2443.167 | 1.00 | 4.69 | 11.768 | 11.8 | 94.7 | NO | | |
| 60 | 62 | d3-N-MeFOSAA | 573.3 > 419 | 2401.004 | 19414.486 | 1.00 | 5.14 | 1.546 | 10.8 | 86.5 | NO | | |
| 61 | 64 | d5-N-EtFOSAA | 589.3 > 419 | 3210.802 | 19414.486 | 1.00 | 5.29 | 2.067 | 10.2 | 81.7 | NO | | |
| 62 | 63 | 13C2-PFUdA | 565 > 519.8 | 16805.854 | 19414.486 | 1.00 | 5.32 | 10.820 | 13.0 | 104.0 | NO | | |
| 63 | 61 | 13C2-8:2 FTS | 529 > 79.9 | 1574.154 | 2443.167 | 1.00 | 4.96 | 8.054 | 11.5 | 91.7 | NO | | |
| 64 | 65 | 13C2-PFDoA | 614.7 > 569.7 | 20604.770 | 15992.372 | 1.00 | 5.60 | 16.105 | 12.9 | 103.2 | NO | | |
| 65 | -1 | | | | | | | | | | | | |
| 66 | 36 | 10:2 FTS | 627.0 > 606.9 | 3136.663 | 1574.154 | 1.00 | 5.59 | 24.908 | 10.1 | 101.4 | NO | 1.532 | NO |
| 67 | 37 | PFDoA | 612.9 > 569.0 | 14478.511 | 20604.770 | 1.00 | 5.60 | 8.783 | 8.9 | 89.4 | NO | 7.397 | NO |
| 68 | 38 | N-MeFOSA | 512.1 > 168.9 | 2484.056 | 7270.296 | 1.00 | 5.70 | 51.251 | 52.2 | 104.4 | NO | 1.828 | NO |
| 69 | 39 | PFTrDA | 662.9 > 618.9 | 17116.076 | 20604.770 | 1.00 | 5.86 | 10.384 | 9.8 | 98.0 | NO | 13.777 | NO |
| 70 | 40 | PFDoS | 698.8 > 79.9 | 2069.622 | 9531.777 | 1.00 | 5.88 | 2.714 | 10.9 | 108.5 | NO | 1.826 | NO |
| 71 | 41 | PFTeDA | 713.0 > 669.0 | 12007.508 | 9531.777 | 1.00 | 6.08 | 15.747 | 9.1 | 90.6 | NO | 13.914 | NO |
| 72 | 65 | 13C2-PFDoA | 614.7 > 569.7 | 20604.770 | 15992.372 | 1.00 | 5.60 | 16.105 | 12.9 | 103.2 | NO | | |

Dataset: F:\Projects\PFAS.PRO\Results\190805M1\190508M1-38.qld

Last Altered: Tuesday, August 06, 2019 08:23:29 Pacific Daylight Time
Printed: Tuesday, August 06, 2019 08:23:38 Pacific Daylight Time

**Name: 190805M1_38, Date: 05-Aug-2019, Time: 17:01:16, ID: ST190805M1-3 PFC CS3 19G2306, Description: PFC CS3 19G2006**

| | # | Name | Trace | Area | IS Area | wt/vol | RT | Response | Conc. | %Rec | Recovery ... | Ion Ratio | Ratio Out? |
|---|---|---|---|---|---|---|---|---|---|---|---|---|---|
| 73 | 65 | 13C2-PFDoA | 614.7 > 569.7 | 20604.770 | 15992.372 | 1.00 | 5.60 | 16.105 | 12.9 | 103.2 | NO | | |
| 74 | 66 | d3-N-MeFOSA | 515.2 > 168.9 | 7270.296 | 19414.486 | 1.00 | 5.73 | 4.681 | 150.5 | 100.3 | NO | | |
| 75 | 65 | 13C2-PFDoA | 614.7 > 569.7 | 20604.770 | 15992.372 | 1.00 | 5.60 | 16.105 | 12.9 | 103.2 | NO | | |
| 76 | 67 | 13C2-PFTeDA | 715.1 > 669.7 | 9531.777 | 19414.486 | 1.00 | 6.08 | 6.137 | 13.6 | 108.6 | NO | | |
| 77 | 67 | 13C2-PFTeDA | 715.1 > 669.7 | 9531.777 | 19414.486 | 1.00 | 6.08 | 6.137 | 13.6 | 108.6 | NO | | |
| 78 | -1 | | | | | | | | | | | | |
| 79 | 42 | N-EtFOSA | 526.1 > 168.9 | 2456.535 | 8579.458 | 1.00 | 6.12 | 42.949 | 50.8 | 101.5 | NO | 1.882 | NO |
| 80 | 43 | PFHxDA | 813.1 > 768.6 | 6951.487 | 5590.542 | 1.00 | 6.43 | 6.217 | 12.4 | 123.6 | NO | 8.894 | NO |
| 81 | 44 | PFODA | 913.1 > 868.8 | 9726.233 | 5590.542 | 1.00 | 6.67 | 8.699 | 10.7 | 107.5 | NO | | |
| 82 | 45 | N-MeFOSE | 616.1 > 58.9 | 2381.702 | 7874.833 | 1.00 | 6.31 | 45.367 | 44.2 | 88.3 | NO | | |
| 83 | 46 | N-EtFOSE | 630.1 > 58.9 | 3410.777 | 7882.548 | 1.00 | 6.46 | 64.905 | 53.1 | 106.2 | NO | | |
| 84 | 72 | 13C4-PFBA | 217.0 > 172.0 | 6342.412 | 6342.412 | 1.00 | 1.23 | 12.500 | 12.5 | 100.0 | NO | | |
| 85 | 68 | d5-N-ETFOSA | 531.1 > 168.9 | 8579.458 | 19414.486 | 1.00 | 6.14 | 5.524 | 151.0 | 100.7 | NO | | |
| 86 | 69 | 13C2-PFHxDA | 815 > 769.7 | 5590.542 | 19414.486 | 1.00 | 6.42 | 3.599 | 5.0 | 100.8 | NO | | |
| 87 | 69 | 13C2-PFHxDA | 815 > 769.7 | 5590.542 | 19414.486 | 1.00 | 6.42 | 3.599 | 5.0 | 100.8 | NO | | |
| 88 | 70 | d7-N-MeFOSE | 623.1 > 58.9 | 7874.833 | 19414.486 | 1.00 | 6.30 | 5.070 | 154.5 | 103.0 | NO | | |
| 89 | 71 | d9-N-EtFOSE | 639.2 > 58.8 | 7882.548 | 19414.486 | 1.00 | 6.44 | 5.075 | 147.7 | 98.4 | NO | | |
| 90 | 73 | 13C5-PFHxA | 318.0 > 272.9 | 15706.679 | 15706.679 | 1.00 | 3.01 | 12.500 | 12.5 | 100.0 | NO | | |
| 91 | -1 | | | | | | | | | | | | |
| 92 | 75 | 13C8-PFOA | 420.9 > 376.0 | 23116.857 | 23116.857 | 1.00 | 4.16 | 12.500 | 12.5 | 100.0 | NO | | |
| 93 | 74 | 18O2-PFHxS | 403.0 > 102.6 | 1057.771 | 1057.771 | 1.00 | 3.79 | 12.500 | 12.5 | 100.0 | NO | | |
| 94 | 76 | 13C9-PFNA | 472.2 > 426.9 | 12627.755 | 12627.755 | 1.00 | 4.61 | 12.500 | 12.5 | 100.0 | NO | | |
| 95 | 77 | 13C4-PFOS | 503 > 79.9 | 2443.167 | 2443.167 | 1.00 | 4.69 | 12.500 | 12.5 | 100.0 | NO | | |
| 96 | 78 | 13C6-PFDA | 519.1 > 473.7 | 15992.372 | 15992.372 | 1.00 | 4.99 | 12.500 | 12.5 | 100.0 | NO | | |
| 97 | 79 | 13C7-PFUdA | 570.1 > 524.8 | 19414.486 | 19414.486 | 1.00 | 5.32 | 12.500 | 12.5 | 100.0 | NO | | |

Vista Analytical Laboratory

Dataset: Untitled

Last Altered: Tuesday, August 06, 2019 08:46:44 Pacific Daylight Time
Printed: Tuesday, August 06, 2019 08:46:59 Pacific Daylight Time

**Method: F:\Projects\PFAS.PRO\MethDB\PFAS_FULL_80C_080519.mdb 05 Aug 2019 14:58:12**
**Calibration: F:\Projects\PFAS.PRO\CurveDB\C18_VAL-PFAS_Q4_08-02-19.cdb 03 Aug 2019 11:02:31**

**Compound name: PFBA**

| | # | Name | ID | Acq.Date | Acq.Time |
|---|---|---|---|---|---|
| 1 | 1 | 190805M1_1 | IPA | 05-Aug-19 | 10:29:02 |
| 2 | 2 | 190805M1_2 | IPA | 05-Aug-19 | 10:39:35 |
| 3 | 3 | 190805M1_3 | IPA | 05-Aug-19 | 10:50:20 |
| 4 | 4 | 190805M1_4 | IPA | 05-Aug-19 | 11:00:52 |
| 5 | 5 | 190805M1_5 | IPA | 05-Aug-19 | 11:11:30 |
| 6 | 6 | 190805M1_6 | ST190805M1-1 PFC CS0 19G2303 | 05-Aug-19 | 11:22:04 |
| 7 | 7 | 190805M1_7 | IB | 05-Aug-19 | 11:32:41 |
| 8 | 8 | 190805M1_8 | B9G0276-BS1 OPR 0.125 | 05-Aug-19 | 11:43:17 |
| 9 | 9 | 190805M1_9 | B9G0276-BLK1 Method Blank 0.125 | 05-Aug-19 | 11:53:53 |
| 10 | 10 | 190805M1_10 | 1902274-01 S12-072419 0.11342 | 05-Aug-19 | 12:04:25 |
| 11 | 11 | 190805M1_11 | 1902274-02 DUP1-072419 0.10942 | 05-Aug-19 | 12:15:04 |
| 12 | 12 | 190805M1_12 | 1902274-03 S6-072419 0.11726 | 05-Aug-19 | 12:25:37 |
| 13 | 13 | 190805M1_13 | 1902274-04 P1-072419 0.11169 | 05-Aug-19 | 12:36:16 |
| 14 | 14 | 190805M1_14 | 1902274-05 S13-072419 0.1166 | 05-Aug-19 | 12:46:54 |
| 15 | 15 | 190805M1_15 | 1902274-06 P7-072419 0.11673 | 05-Aug-19 | 12:57:27 |
| 16 | 16 | 190805M1_16 | 1902274-07 EB-072419 0.11589 | 05-Aug-19 | 13:08:05 |
| 17 | 17 | 190805M1_17 | 1902274-08 FB-072419 0.11785 | 05-Aug-19 | 13:18:38 |
| 18 | 18 | 190805M1_18 | B9H0026-BS1 OPR 0.125 | 05-Aug-19 | 13:29:17 |
| 19 | 19 | 190805M1_19 | B9H0026-BLK1 Method Blank 0.125 | 05-Aug-19 | 13:39:50 |
| 20 | 20 | 190805M1_20 | 1902290-05RE1 DPH-MW4-17 0.11115 | 05-Aug-19 | 13:50:29 |
| 21 | 21 | 190805M1_21 | IPA | 05-Aug-19 | 14:00:59 |
| 22 | 22 | 190805M1_22 | ST190805M1-2 PFC CS3 19G2306 | 05-Aug-19 | 14:11:37 |
| 23 | 23 | 190805M1_23 | IPA | 05-Aug-19 | 14:22:16 |
| 24 | 24 | 190805M1_24 | B9G0264-BS1 OPR 1 | 05-Aug-19 | 14:32:51 |
| 25 | 25 | 190805M1_25 | B9G0264-MS1 Matrix Spike 1.01 | 05-Aug-19 | 14:43:26 |
| 26 | 26 | 190805M1_26 | B9G0264-MSD1 Matrix Spike Dup 1.02 | 05-Aug-19 | 14:54:05 |
| 27 | 27 | 190805M1_27 | B9G0264-BLK1 Method Blank 1 | 05-Aug-19 | 15:04:38 |
| 28 | 28 | 190805M1_28 | 1902189-01 SAOA-B03-SO-5-5.5 1.08 | 05-Aug-19 | 15:15:16 |
| 29 | 29 | 190805M1_29 | 1902189-02 SAOA-B03-SO-20-20.5 1.21 | 05-Aug-19 | 15:25:49 |
| 30 | 30 | 190805M1_30 | 1902189-03 SAOA-B03-SO-56-56.5 1.18 | 05-Aug-19 | 15:36:27 |
| 31 | 31 | 190805M1_31 | 1902189-08 NON-B03-SO-1-1.5 1.03 | 05-Aug-19 | 15:47:06 |
| 32 | 32 | 190805M1_32 | 1902189-09 NON-B03-SO-15-15.5 1.07 | 05-Aug-19 | 15:57:38 |

Vista Analytical Laboratory

Dataset: Untitled

Last Altered: Tuesday, August 06, 2019 08:46:44 Pacific Daylight Time
Printed: Tuesday, August 06, 2019 08:46:59 Pacific Daylight Time

**Compound name: PFBA**

| | # Name | ID | Acq.Date | Acq.Time |
|---|---|---|---|---|
| 33 | 33 190805M1_33 | 1902189-15 NAOA-B04-SO-69-69.5 1.17 | 05-Aug-19 | 16:08:16 |
| 34 | 34 190805M1_34 | 1902189-16 SAOA-B02-SO-5-5.5 1.18 | 05-Aug-19 | 16:18:55 |
| 35 | 35 190805M1_35 | 1902189-17 SAOA-B02-SO-20-20.5 1.13 | 05-Aug-19 | 16:29:28 |
| 36 | 36 190805M1_36 | 1902189-18 SAOA-B02-SO-56-56.5 1.28 | 05-Aug-19 | 16:40:06 |
| 37 | 37 190805M1_37 | IPA | 05-Aug-19 | 16:50:38 |
| 38 | 38 190805M1_38 | ST190805M1-3 PFC CS3 19G2306 | 05-Aug-19 | 17:01:16 |
| 39 | 39 190805M1_39 | IPA | 05-Aug-19 | 17:11:49 |
| 40 | 40 190805M1_40 | B9H0005-BS1 OPR 1 | 05-Aug-19 | 17:22:27 |
| 41 | 41 190805M1_41 | B9H0005-BLK1 Method Blank 1 | 05-Aug-19 | 17:33:00 |
| 42 | 42 190805M1_42 | 1900655-01RE1 IA19-DU3-03042019-10-15-1 1.01 | 05-Aug-19 | 17:43:38 |
| 43 | 43 190805M1_43 | 1900655-02RE1 IA19-DU2-03042019-10-25-1 1.03 | 05-Aug-19 | 17:54:11 |
| 44 | 44 190805M1_44 | 1900655-03RE1 IA19-DU2-03042019-10-25-2 1 | 05-Aug-19 | 18:04:49 |
| 45 | 45 190805M1_45 | 1900655-04RE1 IA19-DU2-03042019-10-25-3 1 | 05-Aug-19 | 18:15:28 |
| 46 | 46 190805M1_46 | 1900655-05RE1 IA2-DU3-03042019-12-40-1 1.01 | 05-Aug-19 | 18:26:01 |
| 47 | 47 190805M1_47 | 1900655-06RE1 IA19-DU1-03042019-11-05-1 1.02 | 05-Aug-19 | 18:36:39 |
| 48 | 48 190805M1_48 | 1900716-03RE1 IA22-DU1-10042019-12-40-1 1.02 | 05-Aug-19 | 18:47:12 |
| 49 | 49 190805M1_49 | 1900716-04RE1 IA22-DU2-10042019-13-30-1 1 | 05-Aug-19 | 18:57:50 |
| 50 | 50 190805M1_50 | 1901614-01RE1 IA-1-DU7R-14062019-09-35-1 1.02 | 05-Aug-19 | 19:08:22 |
| 51 | 51 190805M1_51 | 1901614-02RE1 IA-1-DU1R-14062019-10-50-1 1.02 | 05-Aug-19 | 19:19:00 |
| 52 | 52 190805M1_52 | IPA | 05-Aug-19 | 19:29:33 |
| 53 | 53 190805M1_53 | ST190805M1-4 PFC CS3 19G2306 | 05-Aug-19 | 19:40:11 |
| 54 | 54 190805M1_54 | IPA | 05-Aug-19 | 19:50:50 |
| 55 | 55 190805M1_55 | 1901614-03RE1 IA-1-DU3R-14062019-12-15-1 1.01 | 05-Aug-19 | 20:01:23 |
| 56 | 56 190805M1_56 | 1901614-04RE1 IA-1-DU3R-14062019-12-15-2 1.01 | 05-Aug-19 | 20:12:01 |
| 57 | 57 190805M1_57 | 1901614-05RE1 IA-1-DU3R-14062019-12-15-3 1.02 | 05-Aug-19 | 20:22:34 |
| 58 | 58 190805M1_58 | 1901614-06RE1 IA-1-DU4R-14062019-13-35-1 1.02 | 05-Aug-19 | 20:33:04 |
| 59 | 59 190805M1_59 | 1901614-09RE1 IA-1-DU5R-14062019-15-10-1 1 | 05-Aug-19 | 20:43:43 |
| 60 | 60 190805M1_60 | B9G0312-BS1 OPR 0.25 | 05-Aug-19 | 20:54:15 |
| 61 | 61 190805M1_61 | B9G0312-BLK1 Method Blank 0.25 | 05-Aug-19 | 21:04:54 |
| 62 | 62 190805M1_62 | 1902340-01 SB-19-C1 20-25 0.24058 | 05-Aug-19 | 21:15:32 |
| 63 | 63 190805M1_63 | 1902340-02 SB-19-C1 15-20 0.2413 | 05-Aug-19 | 21:26:04 |
| 64 | 64 190805M1_64 | 1902340-03 SB-19-C2 20-25 0.23794 | 05-Aug-19 | 21:36:43 |
| 65 | 65 190805M1_65 | 1902340-04 SB-19-C2 15-20 0.24308 | 05-Aug-19 | 21:47:21 |
| 66 | 66 190805M1_66 | 1902340-05 SB-19-C3 20-25 0.24596 | 05-Aug-19 | 21:57:54 |
| 67 | 67 190805M1_67 | IPA | 05-Aug-19 | 22:08:33 |
| 68 | 68 190805M1_68 | ST190805M1-5 PFC CS3 19G2306 | 05-Aug-19 | 22:19:05 |

Vista Analytical Laboratory

Dataset: Untitled

Last Altered: Tuesday, August 06, 2019 08:46:44 Pacific Daylight Time
Printed: Tuesday, August 06, 2019 08:46:59 Pacific Daylight Time

**Compound name: PFBA**

| | # | Name | ID | Acq.Date | Acq.Time |
|---|---|---|---|---|---|
| 69 | 69 | 190805M1_69 | IPA | 05-Aug-19 | 22:29:43 |
| 70 | 70 | 190805M1_70 | 1902340-06 SB-19-C3 15-20 0.24224 | 05-Aug-19 | 22:40:16 |
| 71 | 71 | 190805M1_71 | 1902340-07 SB-19-C4 20-25 0.23437 | 05-Aug-19 | 22:50:54 |
| 72 | 72 | 190805M1_72 | 1902340-08 SB-19-C4 15-20 0.24446 | 05-Aug-19 | 23:01:32 |
| 73 | 73 | 190805M1_73 | 1902340-09 SB-19-C1 10-15 0.23978 | 05-Aug-19 | 23:12:06 |
| 74 | 74 | 190805M1_74 | 1902340-10 SB-19-C2 10-15 0.2419 | 05-Aug-19 | 23:22:44 |
| 75 | 75 | 190805M1_75 | 1902340-11 SB-19-C3 10-15 0.24555 | 05-Aug-19 | 23:33:17 |
| 76 | 76 | 190805M1_76 | 1902340-12 SB-19-C4 10-15 0.24794 | 05-Aug-19 | 23:43:55 |
| 77 | 77 | 190805M1_77 | 1902340-13 SB-19-C4 10-15 DUP 0.24565 | 05-Aug-19 | 23:54:29 |
| 78 | 78 | 190805M1_78 | 1902340-14 SB-19-C4 5-10 0.24089 | 06-Aug-19 | 00:05:08 |
| 79 | 79 | 190805M1_79 | 1902340-15 SB-19-N1 55-60 0.25012 | 06-Aug-19 | 00:15:40 |
| 80 | 80 | 190805M1_80 | IPA | 06-Aug-19 | 00:26:18 |
| 81 | 81 | 190805M1_81 | ST190805M1-6 PFC CS3 19G2306 | 06-Aug-19 | 00:36:56 |
| 82 | 82 | 190805M1_82 | IPA | 06-Aug-19 | 00:47:30 |
| 83 | 83 | 190805M1_83 | 1902340-16 SB-19-N2 55-60 0.25388 | 06-Aug-19 | 00:58:09 |
| 84 | 84 | 190805M1_84 | 1902340-17 SB-19-N2 (48-53) 0.25043 | 06-Aug-19 | 01:08:47 |
| 85 | 85 | 190805M1_85 | 1902340-18 SB-19-C2 (5-10) 0.23872 | 06-Aug-19 | 01:19:20 |
| 86 | 86 | 190805M1_86 | 1902340-19 SB-19-C1 (5-10) 0.2458 | 06-Aug-19 | 01:29:59 |
| 87 | 87 | 190805M1_87 | 1902340-20 SB-19-N1 (48-53) 0.24852 | 06-Aug-19 | 01:40:32 |
| 88 | 88 | 190805M1_88 | B9H0013-BS1 OPR 0.125 | 06-Aug-19 | 01:51:11 |
| 89 | 89 | 190805M1_89 | B9H0013-BLK1 Method Blank 0.125 | 06-Aug-19 | 02:01:49 |
| 90 | 90 | 190805M1_90 | 1902387-03 AQA 19-11 S3 0.125 | 06-Aug-19 | 02:12:22 |
| 91 | 91 | 190805M1_91 | 1902387-04 AQA 19-11 S4 0.125 | 06-Aug-19 | 02:23:00 |
| 92 | 92 | 190805M1_92 | IPA | 06-Aug-19 | 02:33:33 |
| 93 | 93 | 190805M1_93 | ST190805M1-7 PFC CS3 19G2306 | 06-Aug-19 | 02:44:12 |
| 94 | 94 | 190805M1_94 | IPA | 06-Aug-19 | 02:54:45 |

Vista Analytical Laboratory

Dataset: F:\Projects\PFAS.PRO\Results\190805M1\190508M1-38.qld

Last Altered: Tuesday, August 06, 2019 08:23:29 Pacific Daylight Time
Printed: Tuesday, August 06, 2019 08:23:38 Pacific Daylight Time

**Method: F:\Projects\PFAS.PRO\MethDB\PFAS_FULL_80C_080519.mdb 05 Aug 2019 14:58:12**
**Calibration: F:\Projects\PFAS.PRO\CurveDB\C18_VAL-PFAS_Q4_08-02-19.cdb 03 Aug 2019 11:02:31**

**Name: 190805M1_38, Date: 05-Aug-2019, Time: 17:01:16, ID: ST190805M1-3 PFC CS3 19G2306, Description: PFC CS3 19G2006**

**PFBA**
F2:MRM of 1 channel,ES-
213.0 > 168.8
6.227e+004




**PFPrS**
F6:MRM of 2 channels,ES-
248.9 > 79.9
1.742e+004

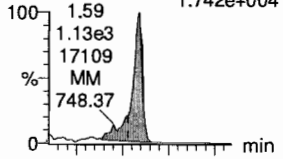


F6:MRM of 2 channels,ES-
248.9 > 98.9
7.089e+003

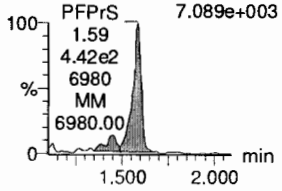


**3:3 FTCA**
F5:MRM of 2 channels,ES-
240.9 > 176.9
4.043e+003

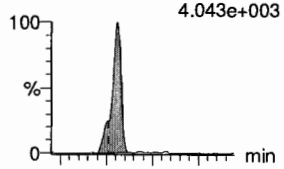


F5:MRM of 2 channels,ES-
240.9 > 116.9
2.522e+003

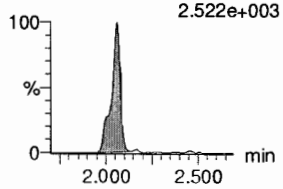


**PFPeA**
F7:MRM of 1 channel,ES-
263.1 > 218.9
9.022e+004

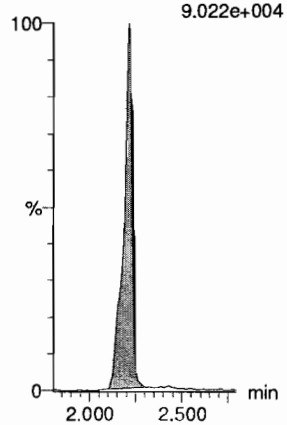


**PFBS**
F11:MRM of 2 channels,ES-
299.0 > 79.7
3.542e+004

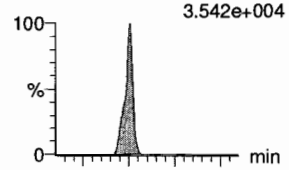


F11:MRM of 2 channels,ES-
299.0 > 99.0
1.175e+004

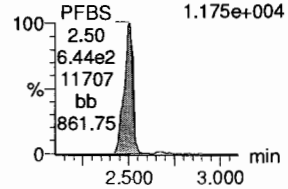


**4:2 FTS**
F16:MRM of 2 channels,ES-
327.0 > 306.9
1.178e+005

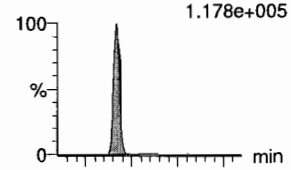


F16:MRM of 2 channels,ES-
327.0 > 80.9
6.055e+004

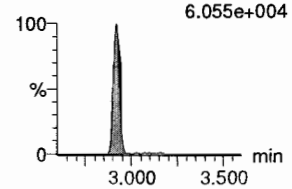


**13C3-PFBA**
F3:MRM of 1 channel,ES-
216.1 > 171.8
5.948e+004

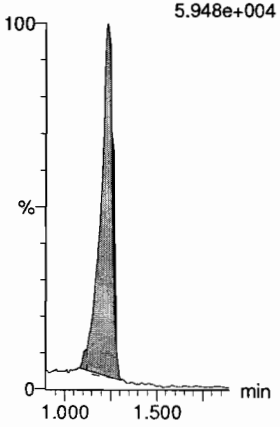


**13C3-PFBS**
F12:MRM of 1 channel,ES-
302.0 > 98.8
2.181e+004

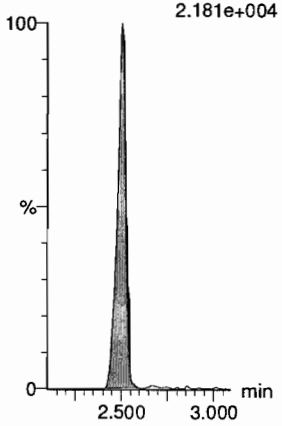


**13C3-PFPeA**
F8:MRM of 1 channel,ES-
266.0 > 221.8
1.237e+005

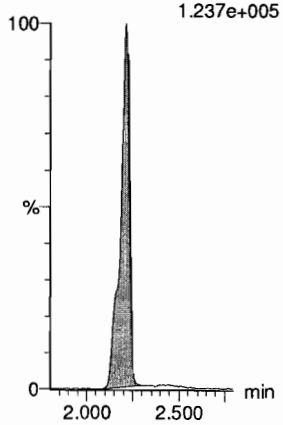


**13C3-PFPeA**
F8:MRM of 1 channel,ES-
266.0 > 221.8
1.237e+005

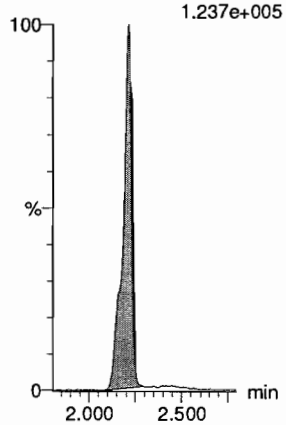


**13C3-PFBS**
F12:MRM of 1 channel,ES-
302.0 > 98.8
2.181e+004

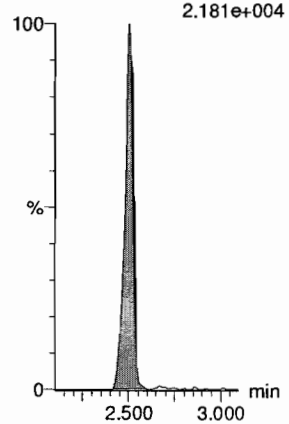


**13C2-4:2 FTS**
F17:MRM of 2 channels,ES-
329.0 > 79.9
6.161e+004

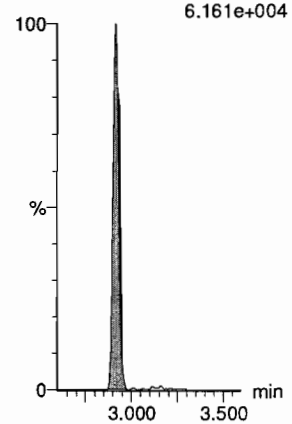

Dataset: F:\Projects\PFAS.PRO\Results\190805M1\190508M1-38.qld

Last Altered: Tuesday, August 06, 2019 08:23:29 Pacific Daylight Time
Printed: Tuesday, August 06, 2019 08:23:38 Pacific Daylight Time

**Name: 190805M1_38, Date: 05-Aug-2019, Time: 17:01:16, ID: ST190805M1-3 PFC CS3 19G2306, Description: PFC CS3 19G2006**

**PFHxA**

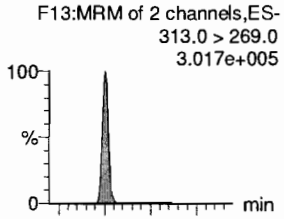


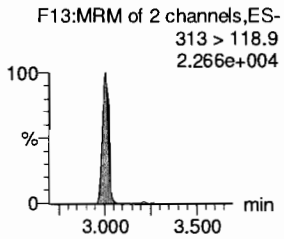


**PFPeS**

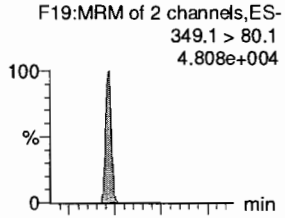


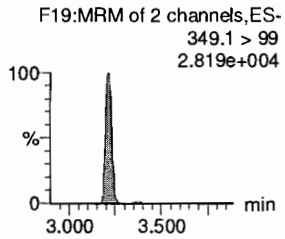


**HFPO-DA**

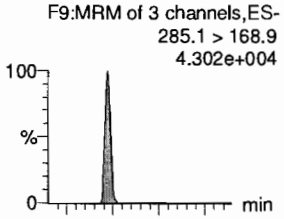


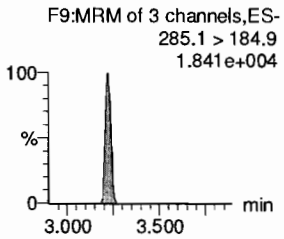


**5:3 FTCA**

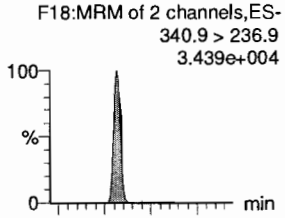


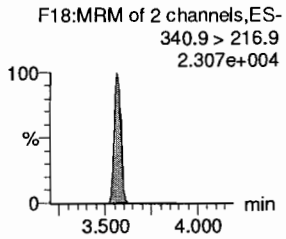


**PFHpA**

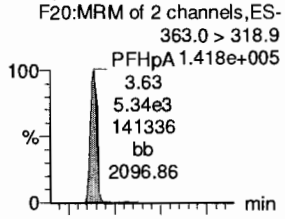


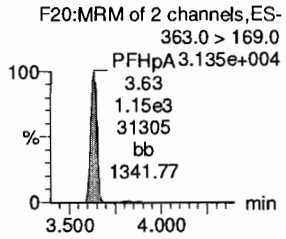


**ADONA**

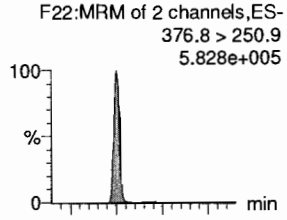


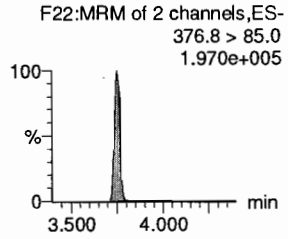


**13C2-PFHxA**

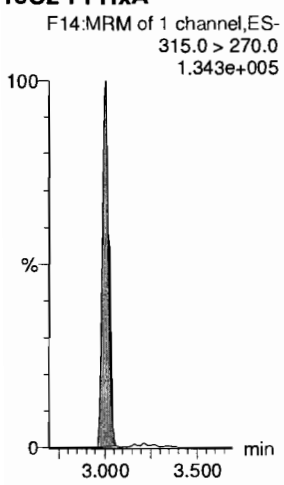


**13C3-PFBS**

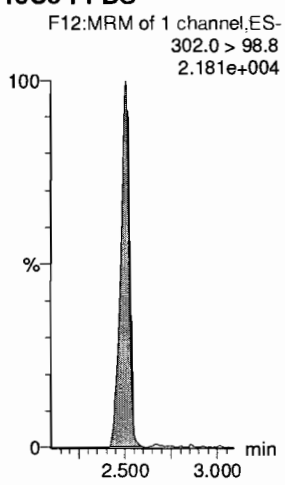


**13C3-HFPO-DA**

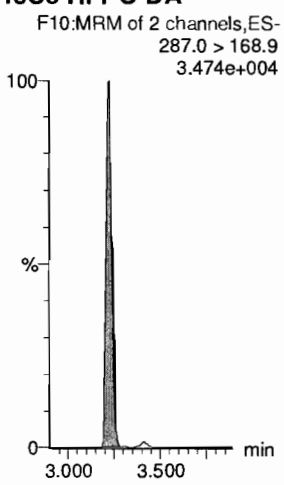


**13C4-PFHpA**

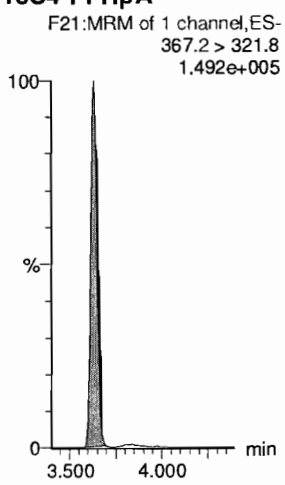


**13C4-PFHpA**

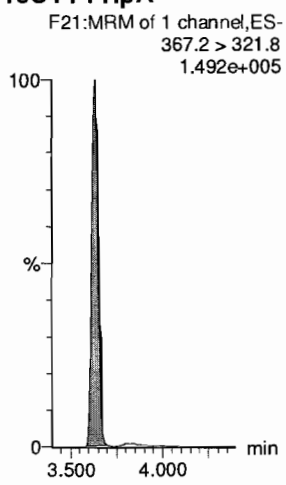


**13C4-PFHpA**

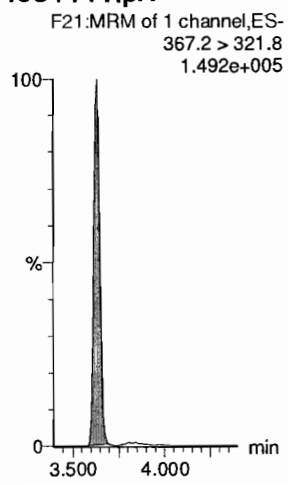

Dataset: F:\Projects\PFAS.PRO\Results\190805M1\190508M1-38.qld

Last Altered: Tuesday, August 06, 2019 08:23:29 Pacific Daylight Time
Printed: Tuesday, August 06, 2019 08:23:38 Pacific Daylight Time

**Name: 190805M1_38, Date: 05-Aug-2019, Time: 17:01:16, ID: ST190805M1-3 PFC CS3 19G2306, Description: PFC CS3 19G2006**

**L-PFHxS**

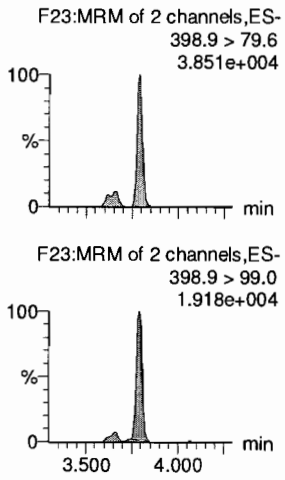


**6:2 FTS**

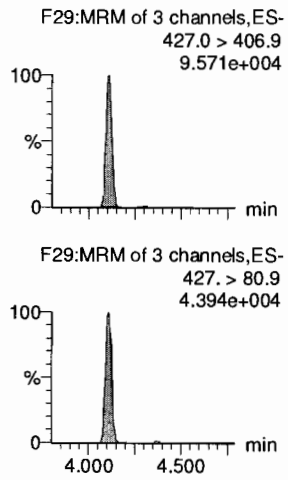


**L-PFOA**

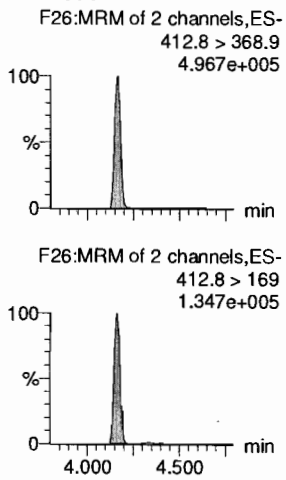


**PFEChS**

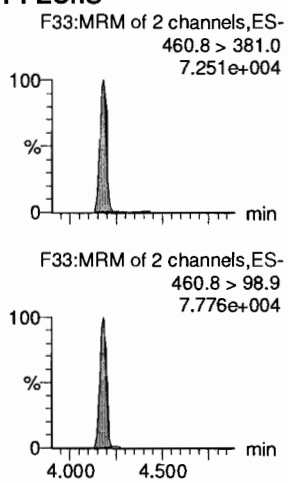


**PFHpS**

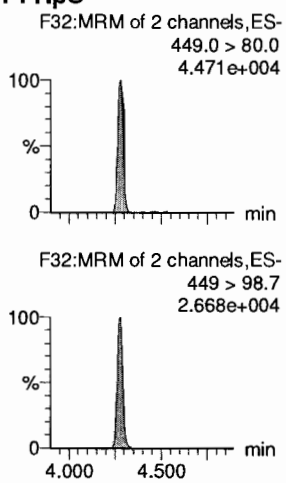


**7:3 FTCA**

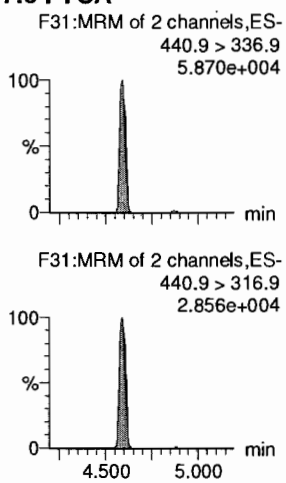


**13C3-PFHxS**

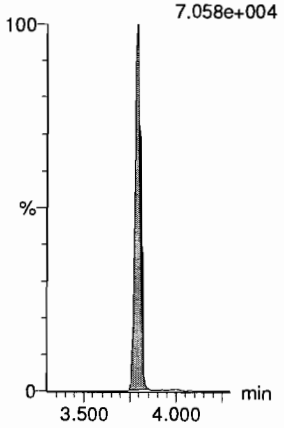


**13C2-6:2 FTS**

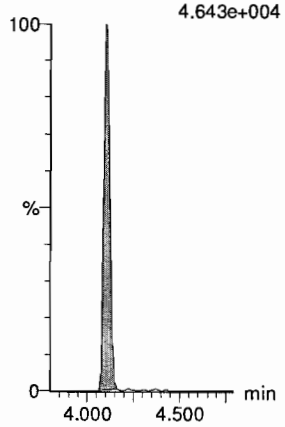


**13C2-PFOA**




**13C2-PFOA**

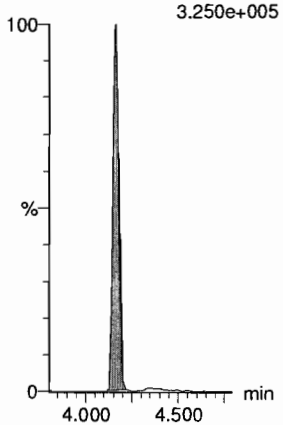


**13C8-PFOS**




**13C5-PFNA**

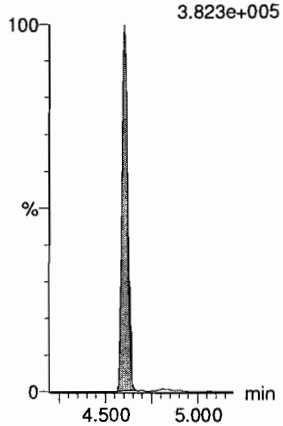

Dataset: F:\Projects\PFAS.PRO\Results\190805M1\190508M1-38.qld

Last Altered: Tuesday, August 06, 2019 08:23:29 Pacific Daylight Time
Printed: Tuesday, August 06, 2019 08:23:38 Pacific Daylight Time

**Name: 190805M1_38, Date: 05-Aug-2019, Time: 17:01:16, ID: ST190805M1-3 PFC CS3 19G2306, Description: PFC CS3 19G2006**

**PFNA**

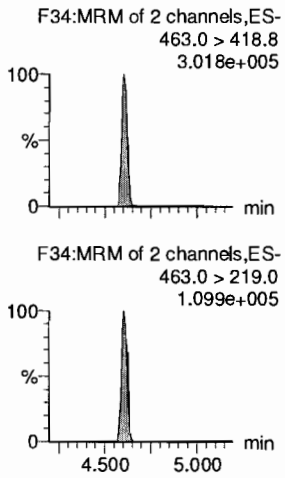


**PFOSA**

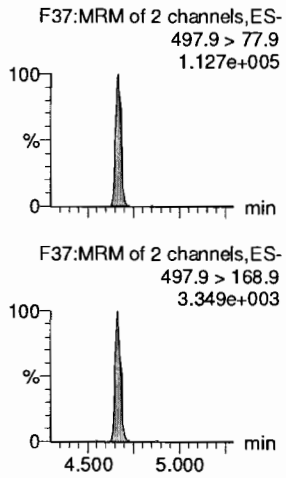


**L-PFOS**

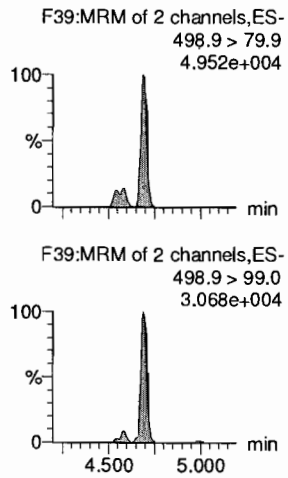


**9Cl-PF30NS**

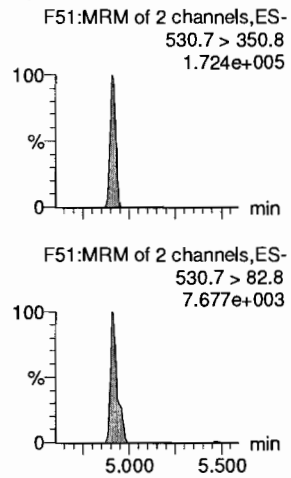


**PFDA**

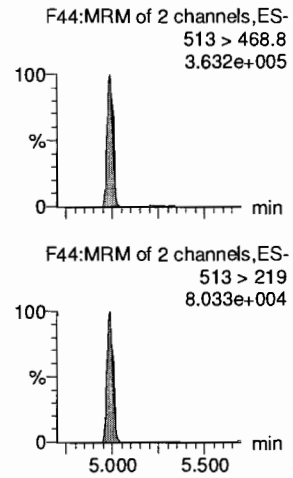


**8:2 FTS**

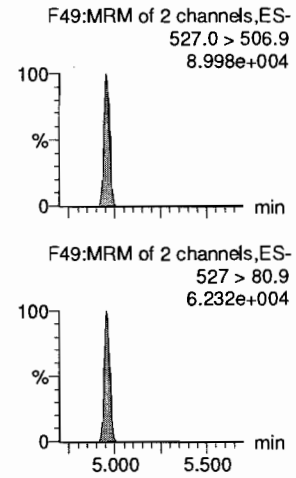


**13C5-PFNA**

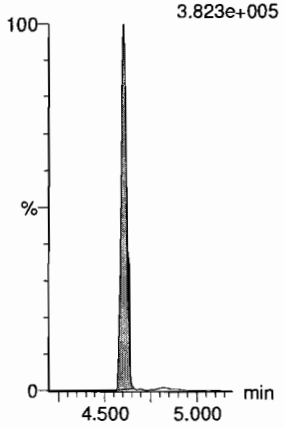


**13C8-PFOSA**

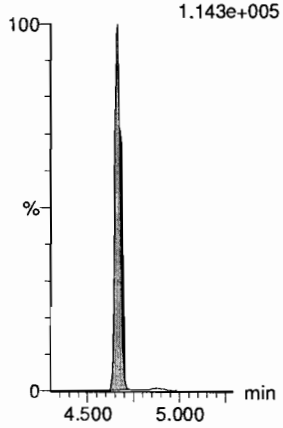


**13C8-PFOS**




**13C8-PFOS**




**13C2-PFDA**

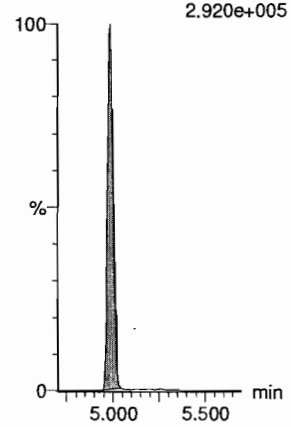


**13C2-8:2 FTS**

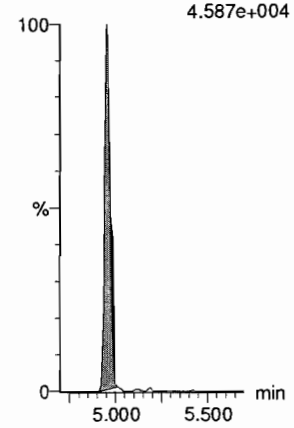

Dataset: F:\Projects\PFAS.PRO\Results\190805M1\190508M1-38.qld

Last Altered: Tuesday, August 06, 2019 08:23:29 Pacific Daylight Time
Printed: Tuesday, August 06, 2019 08:23:38 Pacific Daylight Time

**Name: 190805M1_38, Date: 05-Aug-2019, Time: 17:01:16, ID: ST190805M1-3 PFC CS3 19G2306, Description: PFC CS3 19G2006**

**PFNS**

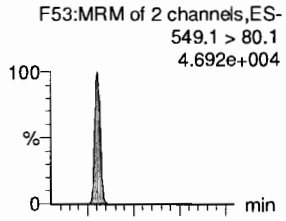


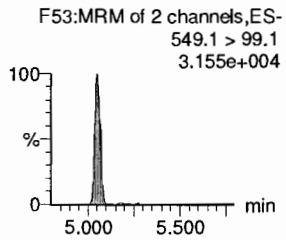


**L-MeFOSAA**

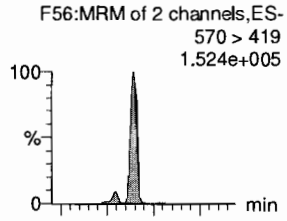


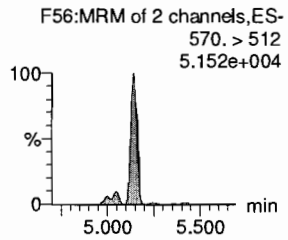


**L-EtFOSAA**

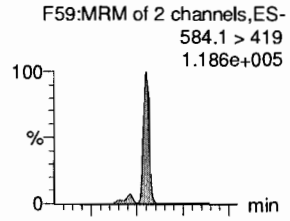


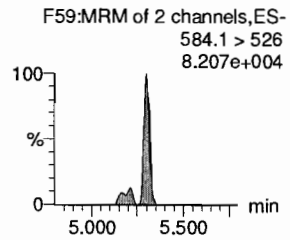


**PFUdA**

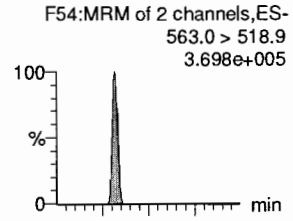


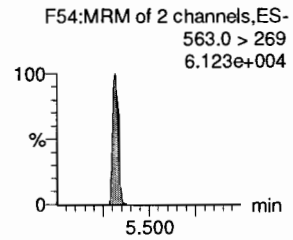


**PFDS**

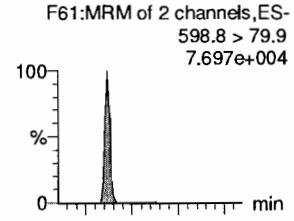


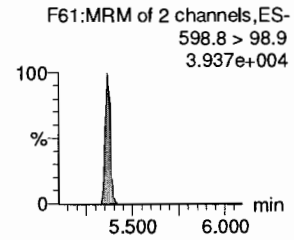


**11Cl-PF30UdS**

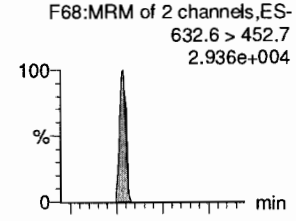


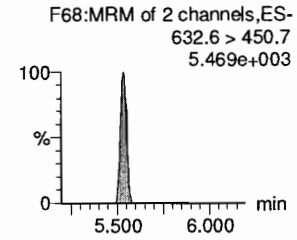


**13C8-PFOS**

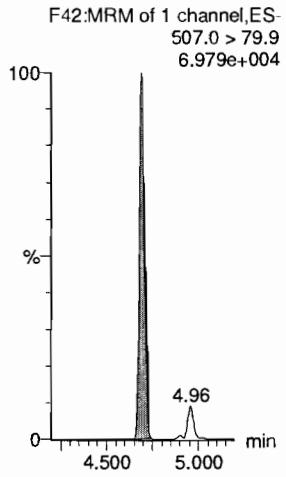


**d3-N-MeFOSAA**

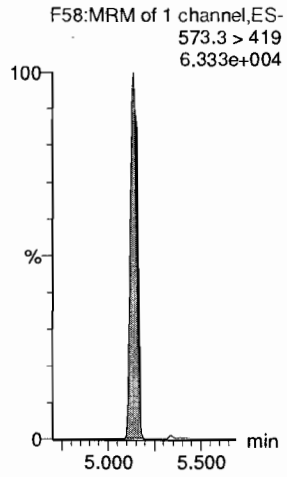


**d5-N-EtFOSAA**

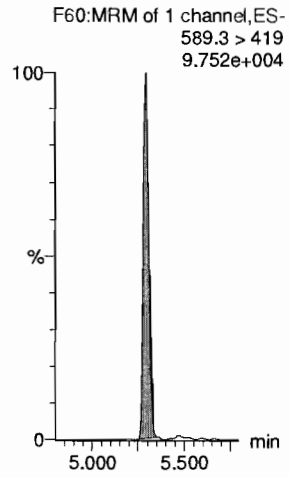


**13C2-PFUdA**




**13C2-8:2 FTS**

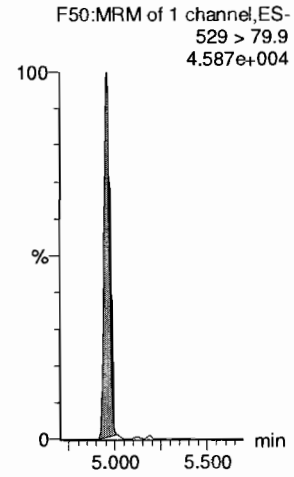


**13C2-PFDoA**

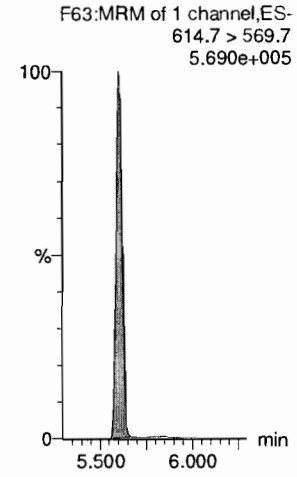

Dataset: F:\Projects\PFAS.PRO\Results\190805M1\190508M1-38.qld

Last Altered: Tuesday, August 06, 2019 08:23:29 Pacific Daylight Time
Printed: Tuesday, August 06, 2019 08:23:38 Pacific Daylight Time

**Name: 190805M1_38, Date: 05-Aug-2019, Time: 17:01:16, ID: ST190805M1-3 PFC CS3 19G2306, Description: PFC CS3 19G2006**

**10:2 FTS**
F66:MRM of 2 channels,ES-
627.0 > 606.9
8.396e+004

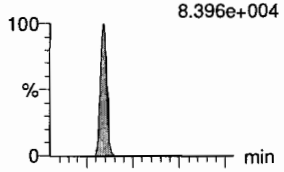


F66:MRM of 2 channels,ES-
627.0 > 80.9
5.405e+004

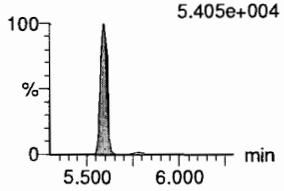


**PFDoA**
F62:MRM of 4 channels,ES-
612.9 > 569.0
3.973e+005

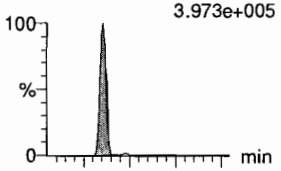


F62:MRM of 4 channels,ES-
612.9 > 318.8
5.365e+004

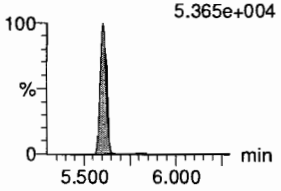


**N-MeFOSA**
F43:MRM of 2 channels,ES-
512.1 > 168.9
6.289e+004

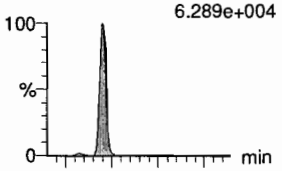


F43:MRM of 2 channels,ES-
512.1 > 219
3.503e+004

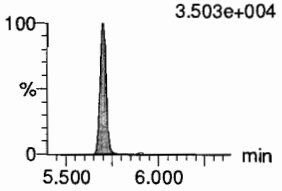


**PFTrDA**
F70:MRM of 2 channels,ES-
662.9 > 618.9
4.960e+005

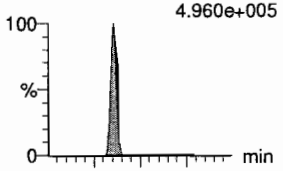


F70:MRM of 2 channels,ES-
662.9 > 319
3.511e+004

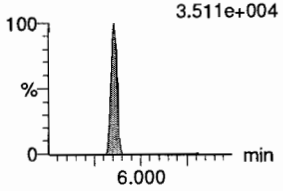


**PFDoS**
F71:MRM of 2 channels,ES-
698.8 > 79.9
6.038e+004

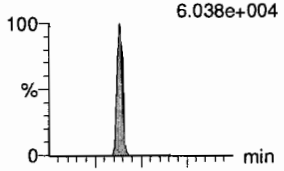


F71:MRM of 2 channels,ES-
698.8 > 98.9
3.284e+004

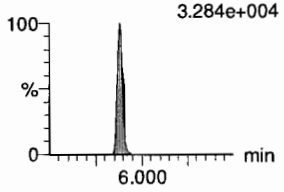


**PFTeDA**
F72:MRM of 2 channels,ES-
713.0 > 669.0
3.211e+005

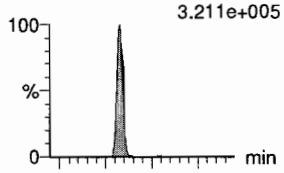


F72:MRM of 2 channels,ES-
713. > 369.0
2.251e+004

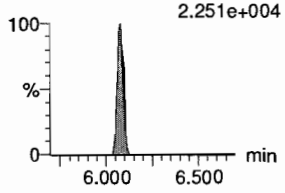


**13C2-PFDoA**
F63:MRM of 1 channel,ES-
614.7 > 569.7
5.690e+005

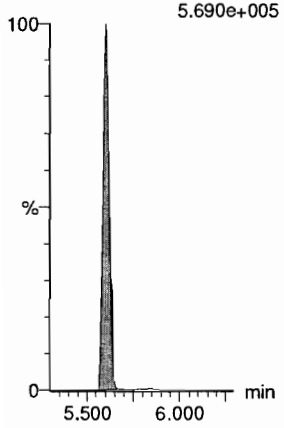


**13C2-PFDoA**
F63:MRM of 1 channel,ES-
614.7 > 569.7
5.690e+005

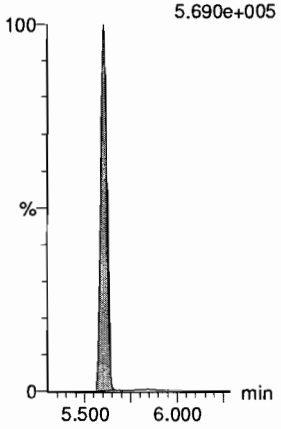


**d3-N-MeFOSA**
F46:MRM of 1 channel,ES-
515.2 > 168.9
1.901e+005

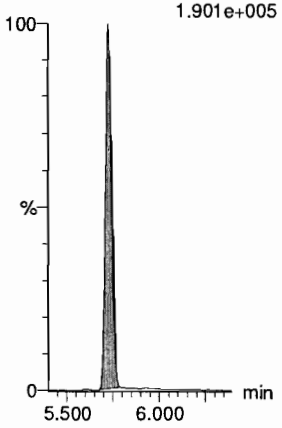


**13C2-PFDoA**
F63:MRM of 1 channel,ES-
614.7 > 569.7
5.690e+005

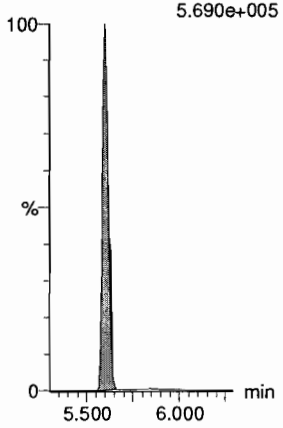


**13C2-PFTeDA**
F73:MRM of 2 channels,ES-
715.1 > 669.7
2.555e+005

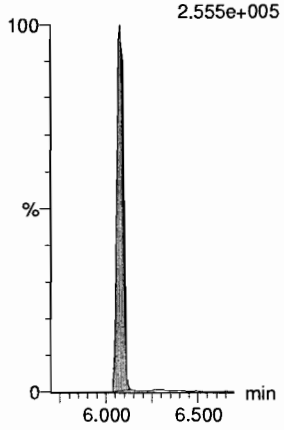


**13C2-PFTeDA**
F73:MRM of 2 channels,ES-
715.1 > 669.7
2.555e+005

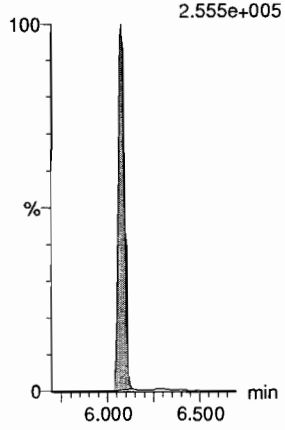

Dataset: F:\Projects\PFAS.PRO\Results\190805M1\190508M1-38.qld

Last Altered: Tuesday, August 06, 2019 08:23:29 Pacific Daylight Time
Printed: Tuesday, August 06, 2019 08:23:38 Pacific Daylight Time

**Name: 190805M1_38, Date: 05-Aug-2019, Time: 17:01:16, ID: ST190805M1-3 PFC CS3 19G2306, Description: PFC CS3 19G2006**

**N-EtFOSA**

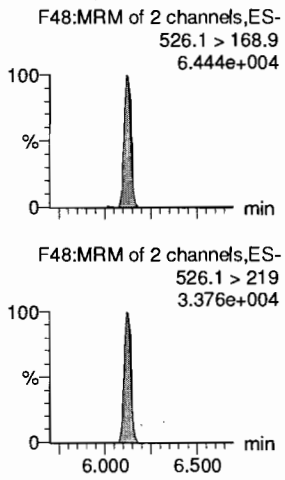


**PFHxDA**

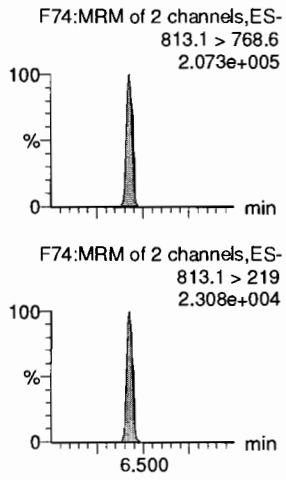


**PFODA**

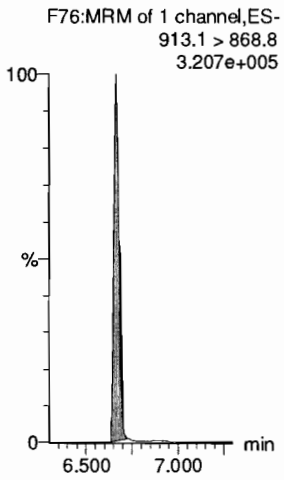


**N-MeFOSE**

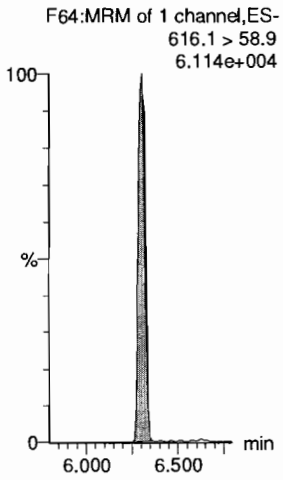


**N-EtFOSE**

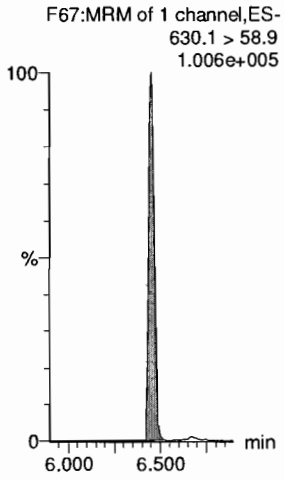


**13C4-PFBA**

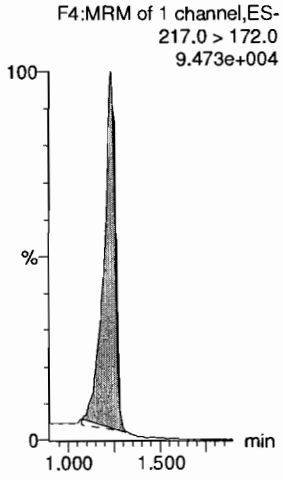


**d5-N-ETFOSA**

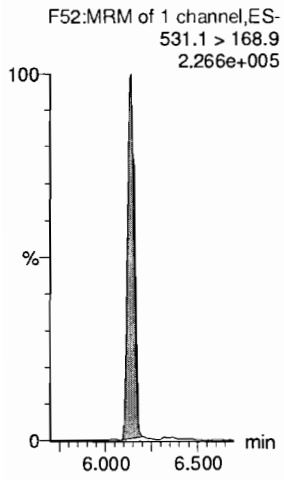


**13C2-PFHxDA**

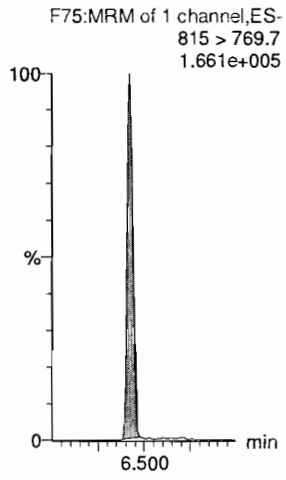


**13C2-PFHxDA**

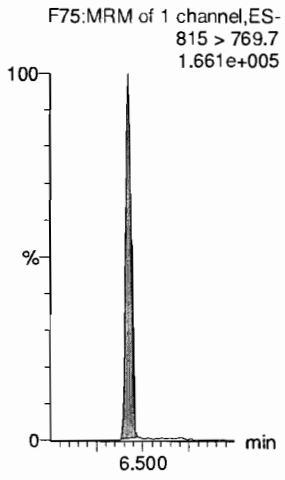


**d7-N-MeFOSE**

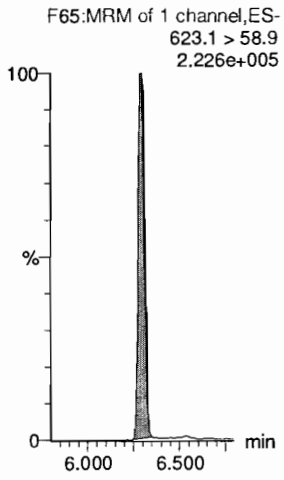


**d9-N-EtFOSE**

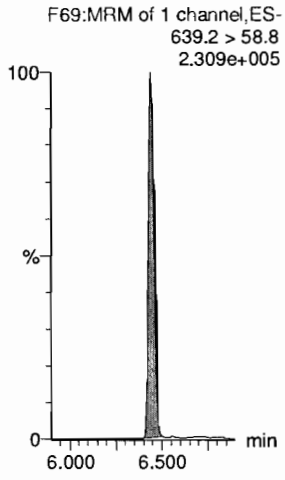


**13C5-PFHxA**

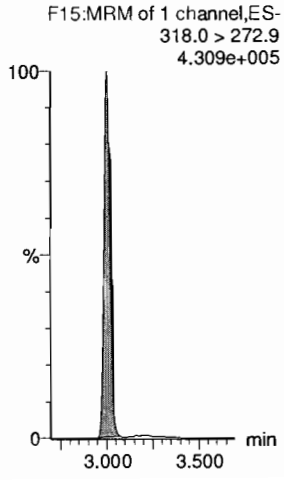

Dataset: F:\Projects\PFAS.PRO\Results\190805M1\190508M1-38.qld

Last Altered: Tuesday, August 06, 2019 08:23:29 Pacific Daylight Time
Printed: Tuesday, August 06, 2019 08:23:38 Pacific Daylight Time

**Name: 190805M1_38, Date: 05-Aug-2019, Time: 17:01:16, ID: ST190805M1-3 PFC CS3 19G2306, Description: PFC CS3 19G2006**

**13C8-PFOA**

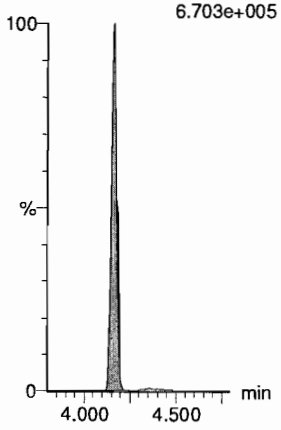


**18O2-PFHxS**

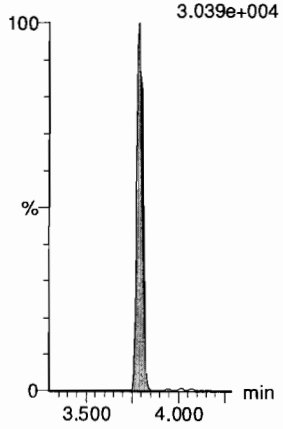


**13C9-PFNA**

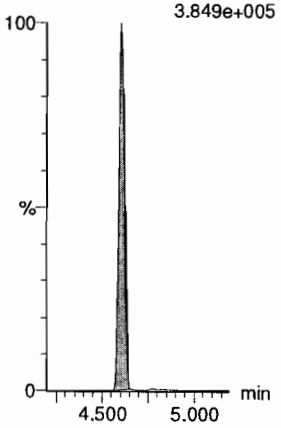


**13C4-PFOS**

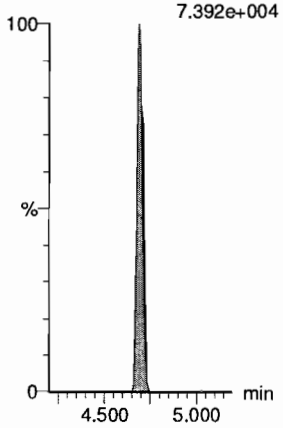


**13C6-PFDA**

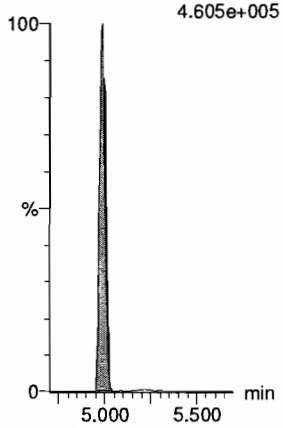


**13C7-PFUdA**

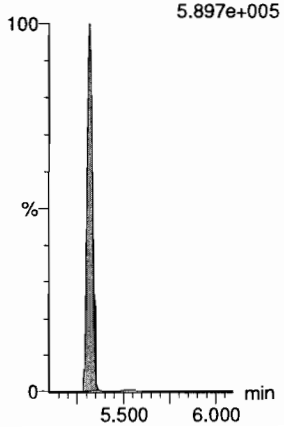

Vista Analytical Laboratory

Dataset: Untitled

Last Altered: Wednesday, August 07, 2019 16:34:09 Pacific Daylight Time
Printed: Wednesday, August 07, 2019 16:34:24 Pacific Daylight Time

**Method: F:\Projects\PFAS.PRO\MethDB\PFAS_RS-08-04-19.mdb 04 Aug 2019 18:34:12**
**Calibration: 07 Aug 2019 16:34:09**

**Name: 190806M1_13, Date: 06-Aug-2019, Time: 12:37:33, ID: ST190806M1-6 PFC CS3 19G2306, Description: PFC CS3 19G2306**

| | # | Name | ID | Area | %Rec | Area Out |
|---|---|---|---|---|---|---|
| 1 | 1 | 13C4-PFBA | ST190806M1-6 PFC CS3 19G2306 | 1.46e4 | 100.0 | NO |
| 2 | 2 | 13C5-PFHxA | ST190806M1-6 PFC CS3 19G2306 | 3.08e4 | 100.0 | NO |
| 3 | 3 | 18O2-PFHxS | ST190806M1-6 PFC CS3 19G2306 | 1.98e3 | 100.0 | NO |
| 4 | 4 | 13C8-PFOA | ST190806M1-6 PFC CS3 19G2306 | 3.71e4 | 100.0 | NO |
| 5 | 5 | 13C9-PFNA | ST190806M1-6 PFC CS3 19G2306 | 2.79e4 | 100.0 | NO |
| 6 | 6 | 13C4-PFOS | ST190806M1-6 PFC CS3 19G2306 | 4.91e3 | 100.0 | NO |
| 7 | 7 | 13C6-PFDA | ST190806M1-6 PFC CS3 19G2306 | 3.47e4 | 100.0 | NO |
| 8 | 8 | 13C7-PFUdA | ST190806M1-6 PFC CS3 19G2306 | 3.70e4 | 100.0 | NO |

**Name: 190806M1_14, Date: 06-Aug-2019, Time: 12:48:12, ID: ST190806M1-7 PFC CS4 19G2307, Description: PFC CS4 19G2307**

| | # | Name | ID | Area | %Rec | Area Out |
|---|---|---|---|---|---|---|
| 1 | 1 | 13C4-PFBA | ST190806M1-7 PFC CS4 19G2307 | 1.44e4 | 98.8 | NO |
| 2 | 2 | 13C5-PFHxA | ST190806M1-7 PFC CS4 19G2307 | 2.99e4 | 97.0 | NO |
| 3 | 3 | 18O2-PFHxS | ST190806M1-7 PFC CS4 19G2307 | 1.73e3 | 87.4 | NO |
| 4 | 4 | 13C8-PFOA | ST190806M1-7 PFC CS4 19G2307 | 3.44e4 | 92.7 | NO |
| 5 | 5 | 13C9-PFNA | ST190806M1-7 PFC CS4 19G2307 | 2.60e4 | 92.9 | NO |
| 6 | 6 | 13C4-PFOS | ST190806M1-7 PFC CS4 19G2307 | 4.31e3 | 87.9 | NO |
| 7 | 7 | 13C6-PFDA | ST190806M1-7 PFC CS4 19G2307 | 3.25e4 | 93.8 | NO |
| 8 | 8 | 13C7-PFUdA | ST190806M1-7 PFC CS4 19G2307 | 3.54e4 | 95.7 | NO |

**Name: 190806M1_15, Date: 06-Aug-2019, Time: 12:58:44, ID: ST190806M1-8 PFC CS5 19G2308, Description: PFC CS5 19G2308**

| | # | Name | ID | Area | %Rec | Area Out |
|---|---|---|---|---|---|---|
| 1 | 1 | 13C4-PFBA | ST190806M1-8 PFC CS5 19G2308 | 8.32e3 | 56.9 | NO |
| 2 | 2 | 13C5-PFHxA | ST190806M1-8 PFC CS5 19G2308 | 1.66e4 | 53.8 | NO |
| 3 | 3 | 18O2-PFHxS | ST190806M1-8 PFC CS5 19G2308 | 1.09e3 | 55.1 | NO |
| 4 | 4 | 13C8-PFOA | ST190806M1-8 PFC CS5 19G2308 | 1.93e4 | 51.9 | NO |
| 5 | 5 | 13C9-PFNA | ST190806M1-8 PFC CS5 19G2308 | 1.51e4 | 53.9 | NO |
| 6 | 6 | 13C4-PFOS | ST190806M1-8 PFC CS5 19G2308 | 2.60e3 | 53.0 | NO |
| 7 | 7 | 13C6-PFDA | ST190806M1-8 PFC CS5 19G2308 | 1.83e4 | 52.8 | NO |
| 8 | 8 | 13C7-PFUdA | ST190806M1-8 PFC CS5 19G2308 | 2.01e4 | 54.4 | NO |

**Name: 190806M1_16, Date: 06-Aug-2019, Time: 13:09:22, ID: ST190806M1-9 PFC CS6 19G2309, Description: PFC CS6 19G2309**

| | # | Name | ID | Area | %Rec | Area Out |
|---|---|---|---|---|---|---|
| 1 | 1 | 13C4-PFBA | ST190806M1-9 PFC CS6 19G2309 | 1.35e4 | 92.7 | NO |
| 2 | 2 | 13C5-PFHxA | ST190806M1-9 PFC CS6 19G2309 | 2.50e4 | 81.2 | NO |
| 3 | 3 | 18O2-PFHxS | ST190806M1-9 PFC CS6 19G2309 | 1.55e3 | 78.1 | NO |
| 4 | 4 | 13C8-PFOA | ST190806M1-9 PFC CS6 19G2309 | 2.62e4 | 70.5 | NO |
| 5 | 5 | 13C9-PFNA | ST190806M1-9 PFC CS6 19G2309 | 2.26e4 | 80.9 | NO |
| 6 | 6 | 13C4-PFOS | ST190806M1-9 PFC CS6 19G2309 | 3.81e3 | 77.7 | NO |
| 7 | 7 | 13C6-PFDA | ST190806M1-9 PFC CS6 19G2309 | 2.74e4 | 79.2 | NO |
| 8 | 8 | 13C7-PFUdA | ST190806M1-9 PFC CS6 19G2309 | 2.75e4 | 74.4 | NO |

Dataset: Untitled

Last Altered: Wednesday, August 07, 2019 16:34:09 Pacific Daylight Time
Printed: Wednesday, August 07, 2019 16:34:24 Pacific Daylight Time

**Name: 190806M1_17, Date: 06-Aug-2019, Time: 13:19:56, ID: ST190806M1-10 PFC CS7 19G2310, Description: PFC CS7 19G2310**

| | # | Name | ID | Area | %Rec | Area Out |
|---|---|---|---|---|---|---|
| 1 | 1 | 13C4-PFBA | ST190806M1-10 PFC CS7 19G2310 | 1.46e4 | 99.7 | NO |
| 2 | 2 | 13C5-PFHxA | ST190806M1-10 PFC CS7 19G2310 | 2.23e4 | 72.3 | NO |
| 3 | 3 | 18O2-PFHxS | ST190806M1-10 PFC CS7 19G2310 | 1.21e3 | 61.1 | NO |
| 4 | 4 | 13C8-PFOA | ST190806M1-10 PFC CS7 19G2310 | 2.27e4 | 61.2 | NO |
| 5 | 5 | 13C9-PFNA | ST190806M1-10 PFC CS7 19G2310 | 1.91e4 | 68.3 | NO |
| 6 | 6 | 13C4-PFOS | ST190806M1-10 PFC CS7 19G2310 | 3.27e3 | 66.6 | NO |
| 7 | 7 | 13C6-PFDA | ST190806M1-10 PFC CS7 19G2310 | 2.37e4 | 68.5 | NO |
| 8 | 8 | 13C7-PFUdA | ST190806M1-10 PFC CS7 19G2310 | 2.48e4 | 67.2 | NO |

**Name: 190806M1_18, Date: 06-Aug-2019, Time: 13:30:34, ID: IB, Description: IB**

| | # | Name | ID | Area | %Rec | Area Out |
|---|---|---|---|---|---|---|
| 1 | 1 | 13C4-PFBA | IB | 1.60e4 | 109.3 | NO |
| 2 | 2 | 13C5-PFHxA | IB | 3.31e4 | 107.6 | NO |
| 3 | 3 | 18O2-PFHxS | IB | 1.99e3 | 100.2 | NO |
| 4 | 4 | 13C8-PFOA | IB | 3.95e4 | 106.4 | NO |
| 5 | 5 | 13C9-PFNA | IB | 2.93e4 | 104.8 | NO |
| 6 | 6 | 13C4-PFOS | IB | 5.23e3 | 106.6 | NO |
| 7 | 7 | 13C6-PFDA | IB | 3.54e4 | 102.1 | NO |
| 8 | 8 | 13C7-PFUdA | IB | 4.01e4 | 108.5 | NO |

**Name: 190806M1_19, Date: 06-Aug-2019, Time: 13:41:06, ID: ICV190806M1-1 PFC ICV 19G2311, Description: PFC ICV 19G2311**

| | # | Name | ID | Area | %Rec | Area Out |
|---|---|---|---|---|---|---|
| 1 | 1 | 13C4-PFBA | ICV190806M1-1 PFC ICV 19G2311 | 4.90e4 | 335.7 | YES |
| 2 | 2 | 13C5-PFHxA | ICV190806M1-1 PFC ICV 19G2311 | 1.34e5 | 436.7 | YES |
| 3 | 3 | 18O2-PFHxS | ICV190806M1-1 PFC ICV 19G2311 | 7.99e3 | 403.2 | YES |
| 4 | 4 | 13C8-PFOA | ICV190806M1-1 PFC ICV 19G2311 | 1.54e5 | 413.8 | YES |
| 5 | 5 | 13C9-PFNA | ICV190806M1-1 PFC ICV 19G2311 | 1.08e5 | 387.2 | YES |
| 6 | 6 | 13C4-PFOS | ICV190806M1-1 PFC ICV 19G2311 | 1.90e4 | 386.4 | YES |
| 7 | 7 | 13C6-PFDA | ICV190806M1-1 PFC ICV 19G2311 | 1.36e5 | 392.2 | YES |
| 8 | 8 | 13C7-PFUdA | ICV190806M1-1 PFC ICV 19G2311 | 1.47e5 | 396.8 | YES |

**Name: 190806M1_20, Date: 06-Aug-2019, Time: 13:51:45, ID: IPA, Description: IPA**

| | # | Name | ID | Area | %Rec | Area Out |
|---|---|---|---|---|---|---|
| 1 | 1 | 13C4-PFBA | IPA | | | NO |
| 2 | 2 | 13C5-PFHxA | IPA | | | NO |
| 3 | 3 | 18O2-PFHxS | IPA | | | NO |
| 4 | 4 | 13C8-PFOA | IPA | | | NO |
| 5 | 5 | 13C9-PFNA | IPA | | | NO |
| 6 | 6 | 13C4-PFOS | IPA | | | NO |
| 7 | 7 | 13C6-PFDA | IPA | 9.20e0 | 0.0 | YES |
| 8 | 8 | 13C7-PFUdA | IPA | | | NO |

Dataset: Untitled

Last Altered: Wednesday, August 07, 2019 16:34:09 Pacific Daylight Time
Printed: Wednesday, August 07, 2019 16:34:24 Pacific Daylight Time

**Name: 190806M1_21, Date: 06-Aug-2019, Time: 14:02:26, ID: B9G0264-BS1 OPR 1, Description: OPR**

| | # | Name | ID | Area | %Rec | Area Out |
|---|---|---|---|---|---|---|
| 1 | 1 | 13C4-PFBA | B9G0264-BS1 OPR 1 | 1.33e4 | 91.3 | NO |
| 2 | 2 | 13C5-PFHxA | B9G0264-BS1 OPR 1 | 2.44e4 | 79.1 | NO |
| 3 | 3 | 18O2-PFHxS | B9G0264-BS1 OPR 1 | 1.83e3 | 92.2 | NO |
| 4 | 4 | 13C8-PFOA | B9G0264-BS1 OPR 1 | 3.21e4 | 86.5 | NO |
| 5 | 5 | 13C9-PFNA | B9G0264-BS1 OPR 1 | 2.49e4 | 89.1 | NO |
| 6 | 6 | 13C4-PFOS | B9G0264-BS1 OPR 1 | 4.13e3 | 84.1 | NO |
| 7 | 7 | 13C6-PFDA | B9G0264-BS1 OPR 1 | 3.94e4 | 113.8 | NO |
| 8 | 8 | 13C7-PFUdA | B9G0264-BS1 OPR 1 | 3.56e4 | 96.1 | NO |

**Name: 190806M1_22, Date: 06-Aug-2019, Time: 14:13:02, ID: B9G0264-BLK1 Method Blank 1, Description: Method Blank**

| | # | Name | ID | Area | %Rec | Area Out |
|---|---|---|---|---|---|---|
| 1 | 1 | 13C4-PFBA | B9G0264-BLK1 Method Blank 1 | 1.10e4 | 75.6 | NO |
| 2 | 2 | 13C5-PFHxA | B9G0264-BLK1 Method Blank 1 | 2.15e4 | 69.7 | NO |
| 3 | 3 | 18O2-PFHxS | B9G0264-BLK1 Method Blank 1 | 1.56e3 | 78.6 | NO |
| 4 | 4 | 13C8-PFOA | B9G0264-BLK1 Method Blank 1 | 2.85e4 | 76.8 | NO |
| 5 | 5 | 13C9-PFNA | B9G0264-BLK1 Method Blank 1 | 2.28e4 | 81.5 | NO |
| 6 | 6 | 13C4-PFOS | B9G0264-BLK1 Method Blank 1 | 3.62e3 | 73.7 | NO |
| 7 | 7 | 13C6-PFDA | B9G0264-BLK1 Method Blank 1 | 3.64e4 | 105.0 | NO |
| 8 | 8 | 13C7-PFUdA | B9G0264-BLK1 Method Blank 1 | 3.36e4 | 90.9 | NO |

**Name: 190806M1_23, Date: 06-Aug-2019, Time: 14:23:35, ID: 1902189-01 SAOA-B03-SO-5-5.5 1.08, Description: SAOA-B03-SO-5-5.5**

| | # | Name | ID | Area | %Rec | Area Out |
|---|---|---|---|---|---|---|
| 1 | 1 | 13C4-PFBA | 1902189-01 SAOA-B03-SO-5-5.5 1.08 | 1.38e4 | 94.7 | NO |
| 2 | 2 | 13C5-PFHxA | 1902189-01 SAOA-B03-SO-5-5.5 1.08 | 2.52e4 | 82.0 | NO |
| 3 | 3 | 18O2-PFHxS | 1902189-01 SAOA-B03-SO-5-5.5 1.08 | 1.72e3 | 86.6 | NO |
| 4 | 4 | 13C8-PFOA | 1902189-01 SAOA-B03-SO-5-5.5 1.08 | 3.18e4 | 85.6 | NO |
| 5 | 5 | 13C9-PFNA | 1902189-01 SAOA-B03-SO-5-5.5 1.08 | 2.35e4 | 84.1 | NO |
| 6 | 6 | 13C4-PFOS | 1902189-01 SAOA-B03-SO-5-5.5 1.08 | 3.91e3 | 79.6 | NO |
| 7 | 7 | 13C6-PFDA | 1902189-01 SAOA-B03-SO-5-5.5 1.08 | 3.68e4 | 106.3 | NO |
| 8 | 8 | 13C7-PFUdA | 1902189-01 SAOA-B03-SO-5-5.5 1.08 | 3.38e4 | 91.3 | NO |

**Name: 190806M1_24, Date: 06-Aug-2019, Time: 14:34:14, ID: 1902189-02 SAOA-B03-SO-20-20.5 1.21, Description: SAOA-B03-SO-20-20.5**

| | # | Name | ID | Area | %Rec | Area Out |
|---|---|---|---|---|---|---|
| 1 | 1 | 13C4-PFBA | 1902189-02 SAOA-B03-SO-20-20.5 1.21 | 1.27e4 | 86.9 | NO |
| 2 | 2 | 13C5-PFHxA | 1902189-02 SAOA-B03-SO-20-20.5 1.21 | 2.38e4 | 77.4 | NO |
| 3 | 3 | 18O2-PFHxS | 1902189-02 SAOA-B03-SO-20-20.5 1.21 | 1.72e3 | 86.8 | NO |
| 4 | 4 | 13C8-PFOA | 1902189-02 SAOA-B03-SO-20-20.5 1.21 | 3.07e4 | 82.7 | NO |
| 5 | 5 | 13C9-PFNA | 1902189-02 SAOA-B03-SO-20-20.5 1.21 | 2.37e4 | 84.9 | NO |
| 6 | 6 | 13C4-PFOS | 1902189-02 SAOA-B03-SO-20-20.5 1.21 | 4.16e3 | 84.7 | NO |
| 7 | 7 | 13C6-PFDA | 1902189-02 SAOA-B03-SO-20-20.5 1.21 | 3.87e4 | 111.8 | NO |
| 8 | 8 | 13C7-PFUdA | 1902189-02 SAOA-B03-SO-20-20.5 1.21 | 3.45e4 | 93.3 | NO |

Dataset: Untitled

Last Altered: Wednesday, August 07, 2019 16:34:09 Pacific Daylight Time
Printed: Wednesday, August 07, 2019 16:34:24 Pacific Daylight Time

**Name: 190806M1_25, Date: 06-Aug-2019, Time: 14:44:47, ID: 1902189-15 NAOA-B04-SO-69-69.5 1.17, Description: NAOA-B04-SO-69-69.5**

| | # | Name | ID | Area | %Rec | Area Out |
|---|---|---|---|---|---|---|
| 1 | 1 | 13C4-PFBA | 1902189-15 NAOA-B04-SO-69-69.5 1.17 | 1.53e4 | 105.0 | NO |
| 2 | 2 | 13C5-PFHxA | 1902189-15 NAOA-B04-SO-69-69.5 1.17 | 2.72e4 | 88.5 | NO |
| 3 | 3 | 18O2-PFHxS | 1902189-15 NAOA-B04-SO-69-69.5 1.17 | 1.94e3 | 98.0 | NO |
| 4 | 4 | 13C8-PFOA | 1902189-15 NAOA-B04-SO-69-69.5 1.17 | 3.48e4 | 93.8 | NO |
| 5 | 5 | 13C9-PFNA | 1902189-15 NAOA-B04-SO-69-69.5 1.17 | 2.62e4 | 93.7 | NO |
| 6 | 6 | 13C4-PFOS | 1902189-15 NAOA-B04-SO-69-69.5 1.17 | 4.24e3 | 86.3 | NO |
| 7 | 7 | 13C6-PFDA | 1902189-15 NAOA-B04-SO-69-69.5 1.17 | 4.10e4 | 118.3 | NO |
| 8 | 8 | 13C7-PFUdA | 1902189-15 NAOA-B04-SO-69-69.5 1.17 | 3.76e4 | 101.8 | NO |

**Name: 190806M1_26, Date: 06-Aug-2019, Time: 14:55:25, ID: 1902189-18 SAOA-B02-SO-56-56.5 1.28, Description: SAOA-B02-SO-56-56.5**

| | # | Name | ID | Area | %Rec | Area Out |
|---|---|---|---|---|---|---|
| 1 | 1 | 13C4-PFBA | 1902189-18 SAOA-B02-SO-56-56.5 1.28 | 1.33e4 | 91.3 | NO |
| 2 | 2 | 13C5-PFHxA | 1902189-18 SAOA-B02-SO-56-56.5 1.28 | 2.48e4 | 80.7 | NO |
| 3 | 3 | 18O2-PFHxS | 1902189-18 SAOA-B02-SO-56-56.5 1.28 | 1.61e3 | 81.2 | NO |
| 4 | 4 | 13C8-PFOA | 1902189-18 SAOA-B02-SO-56-56.5 1.28 | 3.05e4 | 82.3 | NO |
| 5 | 5 | 13C9-PFNA | 1902189-18 SAOA-B02-SO-56-56.5 1.28 | 2.35e4 | 84.0 | NO |
| 6 | 6 | 13C4-PFOS | 1902189-18 SAOA-B02-SO-56-56.5 1.28 | 3.63e3 | 73.9 | NO |
| 7 | 7 | 13C6-PFDA | 1902189-18 SAOA-B02-SO-56-56.5 1.28 | 3.61e4 | 104.2 | NO |
| 8 | 8 | 13C7-PFUdA | 1902189-18 SAOA-B02-SO-56-56.5 1.28 | 3.33e4 | 90.0 | NO |

**Name: 190806M1_27, Date: 06-Aug-2019, Time: 15:05:59, ID: B9H0005-BS1 OPR 1, Description: OPR**

| | # | Name | ID | Area | %Rec | Area Out |
|---|---|---|---|---|---|---|
| 1 | 1 | 13C4-PFBA | B9H0005-BS1 OPR 1 | 1.54e4 | 105.2 | NO |
| 2 | 2 | 13C5-PFHxA | B9H0005-BS1 OPR 1 | 2.69e4 | 87.3 | NO |
| 3 | 3 | 18O2-PFHxS | B9H0005-BS1 OPR 1 | 1.83e3 | 92.5 | NO |
| 4 | 4 | 13C8-PFOA | B9H0005-BS1 OPR 1 | 3.42e4 | 92.2 | NO |
| 5 | 5 | 13C9-PFNA | B9H0005-BS1 OPR 1 | 2.62e4 | 93.6 | NO |
| 6 | 6 | 13C4-PFOS | B9H0005-BS1 OPR 1 | 4.22e3 | 86.0 | NO |
| 7 | 7 | 13C6-PFDA | B9H0005-BS1 OPR 1 | 4.06e4 | 117.0 | NO |
| 8 | 8 | 13C7-PFUdA | B9H0005-BS1 OPR 1 | 3.60e4 | 97.4 | NO |

**Name: 190806M1_28, Date: 06-Aug-2019, Time: 15:16:37, ID: B9H0005-BLK1 Method Blank 1, Description: Method Blank**

| | # | Name | ID | Area | %Rec | Area Out |
|---|---|---|---|---|---|---|
| 1 | 1 | 13C4-PFBA | B9H0005-BLK1 Method Blank 1 | 1.35e4 | 92.1 | NO |
| 2 | 2 | 13C5-PFHxA | B9H0005-BLK1 Method Blank 1 | 2.41e4 | 78.1 | NO |
| 3 | 3 | 18O2-PFHxS | B9H0005-BLK1 Method Blank 1 | 1.62e3 | 81.6 | NO |
| 4 | 4 | 13C8-PFOA | B9H0005-BLK1 Method Blank 1 | 3.04e4 | 81.9 | NO |
| 5 | 5 | 13C9-PFNA | B9H0005-BLK1 Method Blank 1 | 2.24e4 | 80.0 | NO |
| 6 | 6 | 13C4-PFOS | B9H0005-BLK1 Method Blank 1 | 3.78e3 | 77.0 | NO |
| 7 | 7 | 13C6-PFDA | B9H0005-BLK1 Method Blank 1 | 3.60e4 | 104.0 | NO |
| 8 | 8 | 13C7-PFUdA | B9H0005-BLK1 Method Blank 1 | 3.08e4 | 83.2 | NO |

Dataset: Untitled

Last Altered: Wednesday, August 07, 2019 16:34:09 Pacific Daylight Time
Printed: Wednesday, August 07, 2019 16:34:24 Pacific Daylight Time

**Name: 190806M1_29, Date: 06-Aug-2019, Time: 15:27:10, ID: 1900655-01RE1 IA19-DU3-03042019-10-15-1 1.01, Description: IA19-DU3-03042019-10-15-1**

| | # | Name | ID | Area | %Rec | Area Out |
|---|---|---|---|---|---|---|
| 1 | 1 | 13C4-PFBA | 1900655-01RE1 IA19-DU3-03042019-1... | 1.44e4 | 98.7 | NO |
| 2 | 2 | 13C5-PFHxA | 1900655-01RE1 IA19-DU3-03042019-1... | 2.63e4 | 85.4 | NO |
| 3 | 3 | 18O2-PFHxS | 1900655-01RE1 IA19-DU3-03042019-1... | 1.78e3 | 89.7 | NO |
| 4 | 4 | 13C8-PFOA | 1900655-01RE1 IA19-DU3-03042019-1... | 3.39e4 | 91.3 | NO |
| 5 | 5 | 13C9-PFNA | 1900655-01RE1 IA19-DU3-03042019-1... | 2.61e4 | 93.3 | NO |
| 6 | 6 | 13C4-PFOS | 1900655-01RE1 IA19-DU3-03042019-1... | 4.34e3 | 88.4 | NO |
| 7 | 7 | 13C6-PFDA | 1900655-01RE1 IA19-DU3-03042019-1... | 4.06e4 | 117.2 | NO |
| 8 | 8 | 13C7-PFUdA | 1900655-01RE1 IA19-DU3-03042019-1... | 3.71e4 | 100.3 | NO |

**Name: 190806M1_30, Date: 06-Aug-2019, Time: 15:37:48, ID: 1900655-02RE1 IA19-DU2-03042019-10-25-1 1.03, Description: IA19-DU2-03042019-10-25-1**

| | # | Name | ID | Area | %Rec | Area Out |
|---|---|---|---|---|---|---|
| 1 | 1 | 13C4-PFBA | 1900655-02RE1 IA19-DU2-03042019-1... | 1.50e4 | 103.0 | NO |
| 2 | 2 | 13C5-PFHxA | 1900655-02RE1 IA19-DU2-03042019-1... | 2.78e4 | 90.3 | NO |
| 3 | 3 | 18O2-PFHxS | 1900655-02RE1 IA19-DU2-03042019-1... | 2.02e3 | 101.8 | NO |
| 4 | 4 | 13C8-PFOA | 1900655-02RE1 IA19-DU2-03042019-1... | 3.55e4 | 95.8 | NO |
| 5 | 5 | 13C9-PFNA | 1900655-02RE1 IA19-DU2-03042019-1... | 2.73e4 | 97.6 | NO |
| 6 | 6 | 13C4-PFOS | 1900655-02RE1 IA19-DU2-03042019-1... | 4.45e3 | 90.6 | NO |
| 7 | 7 | 13C6-PFDA | 1900655-02RE1 IA19-DU2-03042019-1... | 4.30e4 | 124.1 | NO |
| 8 | 8 | 13C7-PFUdA | 1900655-02RE1 IA19-DU2-03042019-1... | 3.83e4 | 103.6 | NO |

**Name: 190806M1_31, Date: 06-Aug-2019, Time: 15:48:21, ID: 1900655-03RE1 IA19-DU2-03042019-10-25-2 1, Description: IA19-DU2-03042019-10-25-2**

| | # | Name | ID | Area | %Rec | Area Out |
|---|---|---|---|---|---|---|
| 1 | 1 | 13C4-PFBA | 1900655-03RE1 IA19-DU2-03042019-1... | 1.54e4 | 105.6 | NO |
| 2 | 2 | 13C5-PFHxA | 1900655-03RE1 IA19-DU2-03042019-1... | 2.84e4 | 92.1 | NO |
| 3 | 3 | 18O2-PFHxS | 1900655-03RE1 IA19-DU2-03042019-1... | 1.86e3 | 94.1 | NO |
| 4 | 4 | 13C8-PFOA | 1900655-03RE1 IA19-DU2-03042019-1... | 3.47e4 | 93.6 | NO |
| 5 | 5 | 13C9-PFNA | 1900655-03RE1 IA19-DU2-03042019-1... | 2.71e4 | 97.1 | NO |
| 6 | 6 | 13C4-PFOS | 1900655-03RE1 IA19-DU2-03042019-1... | 4.59e3 | 93.5 | NO |
| 7 | 7 | 13C6-PFDA | 1900655-03RE1 IA19-DU2-03042019-1... | 4.31e4 | 124.4 | NO |
| 8 | 8 | 13C7-PFUdA | 1900655-03RE1 IA19-DU2-03042019-1... | 3.84e4 | 104.0 | NO |

**Name: 190806M1_32, Date: 06-Aug-2019, Time: 15:59:00, ID: 1900655-04RE1 IA19-DU2-03042019-10-25-3 1, Description: IA19-DU2-03042019-10-25-3**

| | # | Name | ID | Area | %Rec | Area Out |
|---|---|---|---|---|---|---|
| 1 | 1 | 13C4-PFBA | 1900655-04RE1 IA19-DU2-03042019-1... | 1.58e4 | 108.3 | NO |
| 2 | 2 | 13C5-PFHxA | 1900655-04RE1 IA19-DU2-03042019-1... | 2.86e4 | 93.0 | NO |
| 3 | 3 | 18O2-PFHxS | 1900655-04RE1 IA19-DU2-03042019-1... | 1.90e3 | 96.1 | NO |
| 4 | 4 | 13C8-PFOA | 1900655-04RE1 IA19-DU2-03042019-1... | 3.68e4 | 99.1 | NO |
| 5 | 5 | 13C9-PFNA | 1900655-04RE1 IA19-DU2-03042019-1... | 2.76e4 | 98.6 | NO |
| 6 | 6 | 13C4-PFOS | 1900655-04RE1 IA19-DU2-03042019-1... | 4.40e3 | 89.7 | NO |
| 7 | 7 | 13C6-PFDA | 1900655-04RE1 IA19-DU2-03042019-1... | 4.31e4 | 124.4 | NO |
| 8 | 8 | 13C7-PFUdA | 1900655-04RE1 IA19-DU2-03042019-1... | 3.72e4 | 100.5 | NO |

Dataset: Untitled

Last Altered: Wednesday, August 07, 2019 16:34:09 Pacific Daylight Time
Printed: Wednesday, August 07, 2019 16:34:24 Pacific Daylight Time

**Name: 190806M1_33, Date: 06-Aug-2019, Time: 16:09:38, ID: 1900655-05RE1 IA2-DU3-03042019-12-40-1 1.01, Description: IA2-DU3-03042019-12-40-1**

| | # | Name | ID | Area | %Rec | Area Out |
|---|---|---|---|---|---|---|
| 1 | 1 | 13C4-PFBA | 1900655-05RE1 IA2-DU3-03042019-12... | 1.41e4 | 96.3 | NO |
| 2 | 2 | 13C5-PFHxA | 1900655-05RE1 IA2-DU3-03042019-12... | 2.57e4 | 83.6 | NO |
| 3 | 3 | 18O2-PFHxS | 1900655-05RE1 IA2-DU3-03042019-12... | 1.80e3 | 90.8 | NO |
| 4 | 4 | 13C8-PFOA | 1900655-05RE1 IA2-DU3-03042019-12... | 3.20e4 | 86.3 | NO |
| 5 | 5 | 13C9-PFNA | 1900655-05RE1 IA2-DU3-03042019-12... | 2.55e4 | 91.4 | NO |
| 6 | 6 | 13C4-PFOS | 1900655-05RE1 IA2-DU3-03042019-12... | 4.05e3 | 82.5 | NO |
| 7 | 7 | 13C6-PFDA | 1900655-05RE1 IA2-DU3-03042019-12... | 3.93e4 | 113.4 | NO |
| 8 | 8 | 13C7-PFUdA | 1900655-05RE1 IA2-DU3-03042019-12... | 3.43e4 | 92.8 | NO |

**Name: 190806M1_34, Date: 06-Aug-2019, Time: 16:20:11, ID: 1900655-06RE1 IA19-DU1-03042019-11-05-1 1.02, Description: IA19-DU1-03042019-11-05-1**

| | # | Name | ID | Area | %Rec | Area Out |
|---|---|---|---|---|---|---|
| 1 | 1 | 13C4-PFBA | 1900655-06RE1 IA19-DU1-03042019-1... | 1.38e4 | 94.6 | NO |
| 2 | 2 | 13C5-PFHxA | 1900655-06RE1 IA19-DU1-03042019-1... | 2.55e4 | 82.9 | NO |
| 3 | 3 | 18O2-PFHxS | 1900655-06RE1 IA19-DU1-03042019-1... | 1.73e3 | 87.3 | NO |
| 4 | 4 | 13C8-PFOA | 1900655-06RE1 IA19-DU1-03042019-1... | 3.26e4 | 87.8 | NO |
| 5 | 5 | 13C9-PFNA | 1900655-06RE1 IA19-DU1-03042019-1... | 2.37e4 | 85.0 | NO |
| 6 | 6 | 13C4-PFOS | 1900655-06RE1 IA19-DU1-03042019-1... | 3.93e3 | 80.1 | NO |
| 7 | 7 | 13C6-PFDA | 1900655-06RE1 IA19-DU1-03042019-1... | 3.83e4 | 110.6 | NO |
| 8 | 8 | 13C7-PFUdA | 1900655-06RE1 IA19-DU1-03042019-1... | 3.39e4 | 91.8 | NO |

**Name: 190806M1_35, Date: 06-Aug-2019, Time: 16:30:49, ID: IPA, Description: IPA**

| | # | Name | ID | Area | %Rec | Area Out |
|---|---|---|---|---|---|---|
| 1 | 1 | 13C4-PFBA | IPA | | | NO |
| 2 | 2 | 13C5-PFHxA | IPA | | | NO |
| 3 | 3 | 18O2-PFHxS | IPA | | | NO |
| 4 | 4 | 13C8-PFOA | IPA | | | NO |
| 5 | 5 | 13C9-PFNA | IPA | | | NO |
| 6 | 6 | 13C4-PFOS | IPA | | | NO |
| 7 | 7 | 13C6-PFDA | IPA | | | NO |
| 8 | 8 | 13C7-PFUdA | IPA | | | NO |

**Name: 190806M1_36, Date: 06-Aug-2019, Time: 16:41:22, ID: ST190806M1-11 PFC CS3 19G2306, Description: PFC CS3 19G2306**

| | # | Name | ID | Area | %Rec | Area Out |
|---|---|---|---|---|---|---|
| 1 | 1 | 13C4-PFBA | ST190806M1-11 PFC CS3 19G2306 | 1.34e4 | 92.0 | NO |
| 2 | 2 | 13C5-PFHxA | ST190806M1-11 PFC CS3 19G2306 | 3.01e4 | 97.9 | NO |
| 3 | 3 | 18O2-PFHxS | ST190806M1-11 PFC CS3 19G2306 | 1.94e3 | 97.6 | NO |
| 4 | 4 | 13C8-PFOA | ST190806M1-11 PFC CS3 19G2306 | 3.64e4 | 98.2 | NO |
| 5 | 5 | 13C9-PFNA | ST190806M1-11 PFC CS3 19G2306 | 2.69e4 | 96.2 | NO |
| 6 | 6 | 13C4-PFOS | ST190806M1-11 PFC CS3 19G2306 | 4.68e3 | 95.3 | NO |
| 7 | 7 | 13C6-PFDA | ST190806M1-11 PFC CS3 19G2306 | 3.48e4 | 100.5 | NO |
| 8 | 8 | 13C7-PFUdA | ST190806M1-11 PFC CS3 19G2306 | 3.67e4 | 99.2 | NO |

Dataset: Untitled

Last Altered: Wednesday, August 07, 2019 16:34:09 Pacific Daylight Time
Printed: Wednesday, August 07, 2019 16:34:24 Pacific Daylight Time

**Name: 190806M1_37, Date: 06-Aug-2019, Time: 16:52:01, ID: IPA, Description: IPA**

| | # | Name | ID | Area | %Rec | Area Out |
|---|---|---|---|---|---|---|
| 1 | 1 | 13C4-PFBA | IPA | | | NO |
| 2 | 2 | 13C5-PFHxA | IPA | | | NO |
| 3 | 3 | 18O2-PFHxS | IPA | | | NO |
| 4 | 4 | 13C8-PFOA | IPA | | | NO |
| 5 | 5 | 13C9-PFNA | IPA | | | NO |
| 6 | 6 | 13C4-PFOS | IPA | | | NO |
| 7 | 7 | 13C6-PFDA | IPA | | | NO |
| 8 | 8 | 13C7-PFUdA | IPA | | | NO |

**Name: 190806M1_38, Date: 06-Aug-2019, Time: 17:02:33, ID: 1900716-03RE1 IA22-DU1-10042019-12-40-1 1.02, Description: IA22-DU1-10042019-12-40-1**

| | # | Name | ID | Area | %Rec | Area Out |
|---|---|---|---|---|---|---|
| 1 | 1 | 13C4-PFBA | 1900716-03RE1 IA22-DU1-10042019-1... | 1.42e4 | 97.3 | NO |
| 2 | 2 | 13C5-PFHxA | 1900716-03RE1 IA22-DU1-10042019-1... | 2.55e4 | 82.6 | NO |
| 3 | 3 | 18O2-PFHxS | 1900716-03RE1 IA22-DU1-10042019-1... | 1.71e3 | 86.1 | NO |
| 4 | 4 | 13C8-PFOA | 1900716-03RE1 IA22-DU1-10042019-1... | 3.26e4 | 87.9 | NO |
| 5 | 5 | 13C9-PFNA | 1900716-03RE1 IA22-DU1-10042019-1... | 2.53e4 | 90.7 | NO |
| 6 | 6 | 13C4-PFOS | 1900716-03RE1 IA22-DU1-10042019-1... | 4.01e3 | 81.8 | NO |
| 7 | 7 | 13C6-PFDA | 1900716-03RE1 IA22-DU1-10042019-1... | 3.94e4 | 113.8 | NO |
| 8 | 8 | 13C7-PFUdA | 1900716-03RE1 IA22-DU1-10042019-1... | 3.57e4 | 96.5 | NO |

**Name: 190806M1_39, Date: 06-Aug-2019, Time: 17:13:11, ID: 1900716-04RE1 IA22-DU2-10042019-13-30-1 1, Description: IA22-DU2-10042019-13-30-1**

| | # | Name | ID | Area | %Rec | Area Out |
|---|---|---|---|---|---|---|
| 1 | 1 | 13C4-PFBA | 1900716-04RE1 IA22-DU2-10042019-1... | 1.51e4 | 103.6 | NO |
| 2 | 2 | 13C5-PFHxA | 1900716-04RE1 IA22-DU2-10042019-1... | 2.66e4 | 86.5 | NO |
| 3 | 3 | 18O2-PFHxS | 1900716-04RE1 IA22-DU2-10042019-1... | 1.90e3 | 96.1 | NO |
| 4 | 4 | 13C8-PFOA | 1900716-04RE1 IA22-DU2-10042019-1... | 3.53e4 | 95.1 | NO |
| 5 | 5 | 13C9-PFNA | 1900716-04RE1 IA22-DU2-10042019-1... | 2.71e4 | 97.0 | NO |
| 6 | 6 | 13C4-PFOS | 1900716-04RE1 IA22-DU2-10042019-1... | 4.47e3 | 91.0 | NO |
| 7 | 7 | 13C6-PFDA | 1900716-04RE1 IA22-DU2-10042019-1... | 4.23e4 | 122.2 | NO |
| 8 | 8 | 13C7-PFUdA | 1900716-04RE1 IA22-DU2-10042019-1... | 3.78e4 | 102.2 | NO |

**Name: 190806M1_40, Date: 06-Aug-2019, Time: 17:23:44, ID: 1901614-01RE1 IA-1-DU7R-14062019-09-35-1 1.02, Description: IA-1-DU7R-14062019-09-35-1**

| | # | Name | ID | Area | %Rec | Area Out |
|---|---|---|---|---|---|---|
| 1 | 1 | 13C4-PFBA | 1901614-01RE1 IA-1-DU7R-14062019-... | 1.45e4 | 99.1 | NO |
| 2 | 2 | 13C5-PFHxA | 1901614-01RE1 IA-1-DU7R-14062019-... | 2.63e4 | 85.5 | NO |
| 3 | 3 | 18O2-PFHxS | 1901614-01RE1 IA-1-DU7R-14062019-... | 1.81e3 | 91.3 | NO |
| 4 | 4 | 13C8-PFOA | 1901614-01RE1 IA-1-DU7R-14062019-... | 3.33e4 | 89.8 | NO |
| 5 | 5 | 13C9-PFNA | 1901614-01RE1 IA-1-DU7R-14062019-... | 2.58e4 | 92.2 | NO |
| 6 | 6 | 13C4-PFOS | 1901614-01RE1 IA-1-DU7R-14062019-... | 4.35e3 | 88.6 | NO |
| 7 | 7 | 13C6-PFDA | 1901614-01RE1 IA-1-DU7R-14062019-... | 4.08e4 | 117.7 | NO |
| 8 | 8 | 13C7-PFUdA | 1901614-01RE1 IA-1-DU7R-14062019-... | 3.52e4 | 95.3 | NO |

Dataset: Untitled

Last Altered: Wednesday, August 07, 2019 16:34:09 Pacific Daylight Time
Printed: Wednesday, August 07, 2019 16:34:24 Pacific Daylight Time

**Name: 190806M1_41, Date: 06-Aug-2019, Time: 17:34:23, ID: 1901614-02RE1 IA-1-DU1R-14062019-10-50-1 1.02, Description: IA-1-DU1R-14062019-10-50-1**

| | # | Name | ID | Area | %Rec | Area Out |
|---|---|---|---|---|---|---|
| 1 | 1 | 13C4-PFBA | 1901614-02RE1 IA-1-DU1R-14062019-... | 1.42e4 | 97.2 | NO |
| 2 | 2 | 13C5-PFHxA | 1901614-02RE1 IA-1-DU1R-14062019-... | 2.55e4 | 82.7 | NO |
| 3 | 3 | 18O2-PFHxS | 1901614-02RE1 IA-1-DU1R-14062019-... | 1.75e3 | 88.5 | NO |
| 4 | 4 | 13C8-PFOA | 1901614-02RE1 IA-1-DU1R-14062019-... | 3.20e4 | 86.2 | NO |
| 5 | 5 | 13C9-PFNA | 1901614-02RE1 IA-1-DU1R-14062019-... | 2.41e4 | 86.1 | NO |
| 6 | 6 | 13C4-PFOS | 1901614-02RE1 IA-1-DU1R-14062019-... | 4.18e3 | 85.1 | NO |
| 7 | 7 | 13C6-PFDA | 1901614-02RE1 IA-1-DU1R-14062019-... | 3.83e4 | 110.5 | NO |
| 8 | 8 | 13C7-PFUdA | 1901614-02RE1 IA-1-DU1R-14062019-... | 3.49e4 | 94.5 | NO |

**Name: 190806M1_42, Date: 06-Aug-2019, Time: 17:44:56, ID: 1901614-03RE1 IA-1-DU3R-14062019-12-15-1 1.01, Description: IA-1-DU3R-14062019-12-15-1**

| | # | Name | ID | Area | %Rec | Area Out |
|---|---|---|---|---|---|---|
| 1 | 1 | 13C4-PFBA | 1901614-03RE1 IA-1-DU3R-14062019-... | 1.33e4 | 91.3 | NO |
| 2 | 2 | 13C5-PFHxA | 1901614-03RE1 IA-1-DU3R-14062019-... | 2.41e4 | 78.3 | NO |
| 3 | 3 | 18O2-PFHxS | 1901614-03RE1 IA-1-DU3R-14062019-... | 1.68e3 | 84.5 | NO |
| 4 | 4 | 13C8-PFOA | 1901614-03RE1 IA-1-DU3R-14062019-... | 3.11e4 | 83.8 | NO |
| 5 | 5 | 13C9-PFNA | 1901614-03RE1 IA-1-DU3R-14062019-... | 2.38e4 | 85.1 | NO |
| 6 | 6 | 13C4-PFOS | 1901614-03RE1 IA-1-DU3R-14062019-... | 3.68e3 | 75.0 | NO |
| 7 | 7 | 13C6-PFDA | 1901614-03RE1 IA-1-DU3R-14062019-... | 3.67e4 | 106.0 | NO |
| 8 | 8 | 13C7-PFUdA | 1901614-03RE1 IA-1-DU3R-14062019-... | 3.26e4 | 88.1 | NO |

**Name: 190806M1_43, Date: 06-Aug-2019, Time: 17:55:35, ID: 1901614-04RE1 IA-1-DU3R-14062019-12-15-2 1.01, Description: IA-1-DU3R-14062019-12-15-2**

| | # | Name | ID | Area | %Rec | Area Out |
|---|---|---|---|---|---|---|
| 1 | 1 | 13C4-PFBA | 1901614-04RE1 IA-1-DU3R-14062019-... | 1.40e4 | 95.6 | NO |
| 2 | 2 | 13C5-PFHxA | 1901614-04RE1 IA-1-DU3R-14062019-... | 2.54e4 | 82.5 | NO |
| 3 | 3 | 18O2-PFHxS | 1901614-04RE1 IA-1-DU3R-14062019-... | 1.71e3 | 86.1 | NO |
| 4 | 4 | 13C8-PFOA | 1901614-04RE1 IA-1-DU3R-14062019-... | 3.26e4 | 87.9 | NO |
| 5 | 5 | 13C9-PFNA | 1901614-04RE1 IA-1-DU3R-14062019-... | 2.42e4 | 86.6 | NO |
| 6 | 6 | 13C4-PFOS | 1901614-04RE1 IA-1-DU3R-14062019-... | 4.19e3 | 85.4 | NO |
| 7 | 7 | 13C6-PFDA | 1901614-04RE1 IA-1-DU3R-14062019-... | 3.72e4 | 107.3 | NO |
| 8 | 8 | 13C7-PFUdA | 1901614-04RE1 IA-1-DU3R-14062019-... | 3.38e4 | 91.4 | NO |

**Name: 190806M1_44, Date: 06-Aug-2019, Time: 18:06:07, ID: 1901614-05RE1 IA-1-DU3R-14062019-12-15-3 1.02, Description: IA-1-DU3R-14062019-12-15-3**

| | # | Name | ID | Area | %Rec | Area Out |
|---|---|---|---|---|---|---|
| 1 | 1 | 13C4-PFBA | 1901614-05RE1 IA-1-DU3R-14062019-... | 1.29e4 | 88.0 | NO |
| 2 | 2 | 13C5-PFHxA | 1901614-05RE1 IA-1-DU3R-14062019-... | 2.31e4 | 74.9 | NO |
| 3 | 3 | 18O2-PFHxS | 1901614-05RE1 IA-1-DU3R-14062019-... | 1.57e3 | 79.0 | NO |
| 4 | 4 | 13C8-PFOA | 1901614-05RE1 IA-1-DU3R-14062019-... | 2.91e4 | 78.4 | NO |
| 5 | 5 | 13C9-PFNA | 1901614-05RE1 IA-1-DU3R-14062019-... | 2.24e4 | 80.1 | NO |
| 6 | 6 | 13C4-PFOS | 1901614-05RE1 IA-1-DU3R-14062019-... | 3.51e3 | 71.4 | NO |
| 7 | 7 | 13C6-PFDA | 1901614-05RE1 IA-1-DU3R-14062019-... | 3.54e4 | 102.1 | NO |
| 8 | 8 | 13C7-PFUdA | 1901614-05RE1 IA-1-DU3R-14062019-... | 3.09e4 | 83.7 | NO |

Dataset: Untitled

Last Altered: Wednesday, August 07, 2019 16:34:09 Pacific Daylight Time
Printed: Wednesday, August 07, 2019 16:34:24 Pacific Daylight Time

**Name: 190806M1_45, Date: 06-Aug-2019, Time: 18:16:46, ID: 1901614-06RE1 IA-1-DU4R-14062019-13-35-1 1.02, Description: IA-1-DU4R-14062019-13-35-1**

| | # | Name | ID | Area | %Rec | Area Out |
|---|---|---|---|---|---|---|
| 1 | 1 | 13C4-PFBA | 1901614-06RE1 IA-1-DU4R-14062019-... | 1.35e4 | 92.6 | NO |
| 2 | 2 | 13C5-PFHxA | 1901614-06RE1 IA-1-DU4R-14062019-... | 2.44e4 | 79.2 | NO |
| 3 | 3 | 18O2-PFHxS | 1901614-06RE1 IA-1-DU4R-14062019-... | 1.74e3 | 87.6 | NO |
| 4 | 4 | 13C8-PFOA | 1901614-06RE1 IA-1-DU4R-14062019-... | 3.05e4 | 82.2 | NO |
| 5 | 5 | 13C9-PFNA | 1901614-06RE1 IA-1-DU4R-14062019-... | 2.26e4 | 80.9 | NO |
| 6 | 6 | 13C4-PFOS | 1901614-06RE1 IA-1-DU4R-14062019-... | 4.00e3 | 81.6 | NO |
| 7 | 7 | 13C6-PFDA | 1901614-06RE1 IA-1-DU4R-14062019-... | 3.62e4 | 104.5 | NO |
| 8 | 8 | 13C7-PFUdA | 1901614-06RE1 IA-1-DU4R-14062019-... | 3.35e4 | 90.7 | NO |

**Name: 190806M1_46, Date: 06-Aug-2019, Time: 18:27:19, ID: 1901614-09RE1 IA-1-DU5R-14062019-15-10-1 1, Description: IA-1-DU5R-14062019-15-10-1**

| | # | Name | ID | Area | %Rec | Area Out |
|---|---|---|---|---|---|---|
| 1 | 1 | 13C4-PFBA | 1901614-09RE1 IA-1-DU5R-14062019-... | 1.39e4 | 94.9 | NO |
| 2 | 2 | 13C5-PFHxA | 1901614-09RE1 IA-1-DU5R-14062019-... | 2.57e4 | 83.5 | NO |
| 3 | 3 | 18O2-PFHxS | 1901614-09RE1 IA-1-DU5R-14062019-... | 1.77e3 | 89.1 | NO |
| 4 | 4 | 13C8-PFOA | 1901614-09RE1 IA-1-DU5R-14062019-... | 3.20e4 | 86.2 | NO |
| 5 | 5 | 13C9-PFNA | 1901614-09RE1 IA-1-DU5R-14062019-... | 2.44e4 | 87.4 | NO |
| 6 | 6 | 13C4-PFOS | 1901614-09RE1 IA-1-DU5R-14062019-... | 3.84e3 | 78.2 | NO |
| 7 | 7 | 13C6-PFDA | 1901614-09RE1 IA-1-DU5R-14062019-... | 3.81e4 | 110.0 | NO |
| 8 | 8 | 13C7-PFUdA | 1901614-09RE1 IA-1-DU5R-14062019-... | 3.37e4 | 91.3 | NO |

**Name: 190806M1_47, Date: 06-Aug-2019, Time: 18:37:57, ID: IPA, Description: IPA**

| | # | Name | ID | Area | %Rec | Area Out |
|---|---|---|---|---|---|---|
| 1 | 1 | 13C4-PFBA | IPA | | | NO |
| 2 | 2 | 13C5-PFHxA | IPA | | | NO |
| 3 | 3 | 18O2-PFHxS | IPA | | | NO |
| 4 | 4 | 13C8-PFOA | IPA | | | NO |
| 5 | 5 | 13C9-PFNA | IPA | | | NO |
| 6 | 6 | 13C4-PFOS | IPA | | | NO |
| 7 | 7 | 13C6-PFDA | IPA | | | NO |
| 8 | 8 | 13C7-PFUdA | IPA | | | NO |

**Name: 190806M1_48, Date: 06-Aug-2019, Time: 18:48:31, ID: ST190806M1-12 PFC CS3 19G2306, Description: PFC CS3 19G2306**

| | # | Name | ID | Area | %Rec | Area Out |
|---|---|---|---|---|---|---|
| 1 | 1 | 13C4-PFBA | ST190806M1-12 PFC CS3 19G2306 | 1.35e4 | 92.7 | NO |
| 2 | 2 | 13C5-PFHxA | ST190806M1-12 PFC CS3 19G2306 | 3.23e4 | 105.0 | NO |
| 3 | 3 | 18O2-PFHxS | ST190806M1-12 PFC CS3 19G2306 | 1.98e3 | 99.8 | NO |
| 4 | 4 | 13C8-PFOA | ST190806M1-12 PFC CS3 19G2306 | 3.77e4 | 101.5 | NO |
| 5 | 5 | 13C9-PFNA | ST190806M1-12 PFC CS3 19G2306 | 2.73e4 | 97.7 | NO |
| 6 | 6 | 13C4-PFOS | ST190806M1-12 PFC CS3 19G2306 | 5.01e3 | 102.1 | NO |
| 7 | 7 | 13C6-PFDA | ST190806M1-12 PFC CS3 19G2306 | 3.53e4 | 101.9 | NO |
| 8 | 8 | 13C7-PFUdA | ST190806M1-12 PFC CS3 19G2306 | 3.98e4 | 107.6 | NO |

Dataset: Untitled

Last Altered: Wednesday, August 07, 2019 16:34:09 Pacific Daylight Time
Printed: Wednesday, August 07, 2019 16:34:24 Pacific Daylight Time

**Name: 190806M1_49, Date: 06-Aug-2019, Time: 18:59:10, ID: IPA, Description: IPA**

| | # | Name | ID | Area | %Rec | Area Out |
|---|---|---|---|---|---|---|
| 1 | 1 | 13C4-PFBA | IPA | | | NO |
| 2 | 2 | 13C5-PFHxA | IPA | | | NO |
| 3 | 3 | 18O2-PFHxS | IPA | | | NO |
| 4 | 4 | 13C8-PFOA | IPA | | | NO |
| 5 | 5 | 13C9-PFNA | IPA | | | NO |
| 6 | 6 | 13C4-PFOS | IPA | | | NO |
| 7 | 7 | 13C6-PFDA | IPA | | | NO |
| 8 | 8 | 13C7-PFUdA | IPA | | | NO |

**Name: 190806M1_50, Date: 06-Aug-2019, Time: 19:09:51, ID: B9H0013-BS1 OPR 0.125, Description: OPR**

| | # | Name | ID | Area | %Rec | Area Out |
|---|---|---|---|---|---|---|
| 1 | 1 | 13C4-PFBA | B9H0013-BS1 OPR 0.125 | 1.39e4 | 95.1 | NO |
| 2 | 2 | 13C5-PFHxA | B9H0013-BS1 OPR 0.125 | 2.47e4 | 80.2 | NO |
| 3 | 3 | 18O2-PFHxS | B9H0013-BS1 OPR 0.125 | 1.70e3 | 85.6 | NO |
| 4 | 4 | 13C8-PFOA | B9H0013-BS1 OPR 0.125 | 3.14e4 | 84.6 | NO |
| 5 | 5 | 13C9-PFNA | B9H0013-BS1 OPR 0.125 | 2.47e4 | 88.3 | NO |
| 6 | 6 | 13C4-PFOS | B9H0013-BS1 OPR 0.125 | 3.81e3 | 77.7 | NO |
| 7 | 7 | 13C6-PFDA | B9H0013-BS1 OPR 0.125 | 4.00e4 | 115.4 | NO |
| 8 | 8 | 13C7-PFUdA | B9H0013-BS1 OPR 0.125 | 3.49e4 | 94.4 | NO |

**Name: 190806M1_51, Date: 06-Aug-2019, Time: 19:20:26, ID: B9H0013-BLK1 Method Blank 0.125, Description: Method Blank**

| | # | Name | ID | Area | %Rec | Area Out |
|---|---|---|---|---|---|---|
| 1 | 1 | 13C4-PFBA | B9H0013-BLK1 Method Blank 0.125 | 1.40e4 | 96.0 | NO |
| 2 | 2 | 13C5-PFHxA | B9H0013-BLK1 Method Blank 0.125 | 2.55e4 | 82.9 | NO |
| 3 | 3 | 18O2-PFHxS | B9H0013-BLK1 Method Blank 0.125 | 1.75e3 | 88.2 | NO |
| 4 | 4 | 13C8-PFOA | B9H0013-BLK1 Method Blank 0.125 | 3.24e4 | 87.3 | NO |
| 5 | 5 | 13C9-PFNA | B9H0013-BLK1 Method Blank 0.125 | 2.34e4 | 83.6 | NO |
| 6 | 6 | 13C4-PFOS | B9H0013-BLK1 Method Blank 0.125 | 3.83e3 | 78.0 | NO |
| 7 | 7 | 13C6-PFDA | B9H0013-BLK1 Method Blank 0.125 | 3.78e4 | 109.1 | NO |
| 8 | 8 | 13C7-PFUdA | B9H0013-BLK1 Method Blank 0.125 | 3.27e4 | 88.5 | NO |

**Name: 190806M1_52, Date: 06-Aug-2019, Time: 19:31:05, ID: 1902387-03 AQA 19-11 S3 0.125, Description: AQA 19-11 S3**

| | # | Name | ID | Area | %Rec | Area Out |
|---|---|---|---|---|---|---|
| 1 | 1 | 13C4-PFBA | 1902387-03 AQA 19-11 S3 0.125 | 1.51e4 | 103.3 | NO |
| 2 | 2 | 13C5-PFHxA | 1902387-03 AQA 19-11 S3 0.125 | 2.71e4 | 88.1 | NO |
| 3 | 3 | 18O2-PFHxS | 1902387-03 AQA 19-11 S3 0.125 | 1.70e3 | 85.8 | NO |
| 4 | 4 | 13C8-PFOA | 1902387-03 AQA 19-11 S3 0.125 | 3.46e4 | 93.2 | NO |
| 5 | 5 | 13C9-PFNA | 1902387-03 AQA 19-11 S3 0.125 | 2.66e4 | 95.1 | NO |
| 6 | 6 | 13C4-PFOS | 1902387-03 AQA 19-11 S3 0.125 | 4.20e3 | 85.6 | NO |
| 7 | 7 | 13C6-PFDA | 1902387-03 AQA 19-11 S3 0.125 | 4.12e4 | 118.9 | NO |
| 8 | 8 | 13C7-PFUdA | 1902387-03 AQA 19-11 S3 0.125 | 3.82e4 | 103.2 | NO |

Dataset: Untitled

Last Altered: Wednesday, August 07, 2019 16:34:09 Pacific Daylight Time
Printed: Wednesday, August 07, 2019 16:34:24 Pacific Daylight Time

**Name: 190806M1_53, Date: 06-Aug-2019, Time: 19:41:37, ID: 1902387-04 AQA 19-11 S4 0.125, Description: AQA 19-11 S4**

| | # | Name | ID | Area | %Rec | Area Out |
|---|---|---|---|---|---|---|
| 1 | 1 | 13C4-PFBA | 1902387-04 AQA 19-11 S4 0.125 | 1.35e4 | 92.1 | NO |
| 2 | 2 | 13C5-PFHxA | 1902387-04 AQA 19-11 S4 0.125 | 2.51e4 | 81.6 | NO |
| 3 | 3 | 18O2-PFHxS | 1902387-04 AQA 19-11 S4 0.125 | 1.75e3 | 88.1 | NO |
| 4 | 4 | 13C8-PFOA | 1902387-04 AQA 19-11 S4 0.125 | 3.29e4 | 88.6 | NO |
| 5 | 5 | 13C9-PFNA | 1902387-04 AQA 19-11 S4 0.125 | 2.43e4 | 87.1 | NO |
| 6 | 6 | 13C4-PFOS | 1902387-04 AQA 19-11 S4 0.125 | 3.92e3 | 79.8 | NO |
| 7 | 7 | 13C6-PFDA | 1902387-04 AQA 19-11 S4 0.125 | 3.72e4 | 107.4 | NO |
| 8 | 8 | 13C7-PFUdA | 1902387-04 AQA 19-11 S4 0.125 | 3.49e4 | 94.4 | NO |

**Name: 190806M1_54, Date: 06-Aug-2019, Time: 19:52:16, ID: B9H0019-BS1 OPR 1, Description: OPR**

| | # | Name | ID | Area | %Rec | Area Out |
|---|---|---|---|---|---|---|
| 1 | 1 | 13C4-PFBA | B9H0019-BS1 OPR 1 | 1.65e4 | 113.2 | NO |
| 2 | 2 | 13C5-PFHxA | B9H0019-BS1 OPR 1 | 3.00e4 | 97.4 | NO |
| 3 | 3 | 18O2-PFHxS | B9H0019-BS1 OPR 1 | 1.98e3 | 99.9 | NO |
| 4 | 4 | 13C8-PFOA | B9H0019-BS1 OPR 1 | 3.74e4 | 100.8 | NO |
| 5 | 5 | 13C9-PFNA | B9H0019-BS1 OPR 1 | 2.95e4 | 105.5 | NO |
| 6 | 6 | 13C4-PFOS | B9H0019-BS1 OPR 1 | 4.47e3 | 91.0 | NO |
| 7 | 7 | 13C6-PFDA | B9H0019-BS1 OPR 1 | 4.41e4 | 127.2 | NO |
| 8 | 8 | 13C7-PFUdA | B9H0019-BS1 OPR 1 | 3.97e4 | 107.3 | NO |

**Name: 190806M1_55, Date: 06-Aug-2019, Time: 20:02:54, ID: B9H0019-BLK1 Method Blank 1, Description: Method Blank**

| | # | Name | ID | Area | %Rec | Area Out |
|---|---|---|---|---|---|---|
| 1 | 1 | 13C4-PFBA | B9H0019-BLK1 Method Blank 1 | 1.18e4 | 80.9 | NO |
| 2 | 2 | 13C5-PFHxA | B9H0019-BLK1 Method Blank 1 | 2.15e4 | 69.8 | NO |
| 3 | 3 | 18O2-PFHxS | B9H0019-BLK1 Method Blank 1 | 1.53e3 | 77.3 | NO |
| 4 | 4 | 13C8-PFOA | B9H0019-BLK1 Method Blank 1 | 2.85e4 | 76.9 | NO |
| 5 | 5 | 13C9-PFNA | B9H0019-BLK1 Method Blank 1 | 2.16e4 | 77.3 | NO |
| 6 | 6 | 13C4-PFOS | B9H0019-BLK1 Method Blank 1 | 3.74e3 | 76.2 | NO |
| 7 | 7 | 13C6-PFDA | B9H0019-BLK1 Method Blank 1 | 3.37e4 | 97.1 | NO |
| 8 | 8 | 13C7-PFUdA | B9H0019-BLK1 Method Blank 1 | 3.05e4 | 82.6 | NO |

**Name: 190806M1_56, Date: 06-Aug-2019, Time: 20:13:28, ID: 1902197-01RE1 Sludge Hooksett Dewater 6.86, Description: Sludge Hooksett Dewater**

| | # | Name | ID | Area | %Rec | Area Out |
|---|---|---|---|---|---|---|
| 1 | 1 | 13C4-PFBA | 1902197-01RE1 Sludge Hooksett Dewat... | 1.18e4 | 80.5 | NO |
| 2 | 2 | 13C5-PFHxA | 1902197-01RE1 Sludge Hooksett Dewat... | 2.41e4 | 78.2 | NO |
| 3 | 3 | 18O2-PFHxS | 1902197-01RE1 Sludge Hooksett Dewat... | 2.02e3 | 101.8 | NO |
| 4 | 4 | 13C8-PFOA | 1902197-01RE1 Sludge Hooksett Dewat... | 3.50e4 | 94.4 | NO |
| 5 | 5 | 13C9-PFNA | 1902197-01RE1 Sludge Hooksett Dewat... | 2.51e4 | 89.8 | NO |
| 6 | 6 | 13C4-PFOS | 1902197-01RE1 Sludge Hooksett Dewat... | 4.33e3 | 88.3 | NO |
| 7 | 7 | 13C6-PFDA | 1902197-01RE1 Sludge Hooksett Dewat... | 4.05e4 | 116.8 | NO |
| 8 | 8 | 13C7-PFUdA | 1902197-01RE1 Sludge Hooksett Dewat... | 3.50e4 | 94.7 | NO |

Dataset: Untitled

Last Altered: Wednesday, August 07, 2019 16:34:09 Pacific Daylight Time
Printed: Wednesday, August 07, 2019 16:34:24 Pacific Daylight Time

**Name: 190806M1_57, Date: 06-Aug-2019, Time: 20:24:06, ID: 1902295-03 July 2019 3.86, Description: July 2019**

| | # | Name | ID | Area | %Rec | Area Out |
|---|---|---|---|---|---|---|
| 1 | 1 | 13C4-PFBA | 1902295-03 July 2019 3.86 | 9.03e3 | 61.8 | NO |
| 2 | 2 | 13C5-PFHxA | 1902295-03 July 2019 3.86 | 1.58e4 | 51.3 | NO |
| 3 | 3 | 18O2-PFHxS | 1902295-03 July 2019 3.86 | 1.32e3 | 66.8 | NO |
| 4 | 4 | 13C8-PFOA | 1902295-03 July 2019 3.86 | 2.09e4 | 56.4 | NO |
| 5 | 5 | 13C9-PFNA | 1902295-03 July 2019 3.86 | 1.45e4 | 51.9 | NO |
| 6 | 6 | 13C4-PFOS | 1902295-03 July 2019 3.86 | 2.49e3 | 50.7 | NO |
| 7 | 7 | 13C6-PFDA | 1902295-03 July 2019 3.86 | 2.28e4 | 65.8 | NO |
| 8 | 8 | 13C7-PFUdA | 1902295-03 July 2019 3.86 | 1.59e4 | 43.0 | YES |

**Name: 190806M1_58, Date: 06-Aug-2019, Time: 20:34:44, ID: IPA, Description: IPA**

| | # | Name | ID | Area | %Rec | Area Out |
|---|---|---|---|---|---|---|
| 1 | 1 | 13C4-PFBA | IPA | | | NO |
| 2 | 2 | 13C5-PFHxA | IPA | | | NO |
| 3 | 3 | 18O2-PFHxS | IPA | | | NO |
| 4 | 4 | 13C8-PFOA | IPA | | | NO |
| 5 | 5 | 13C9-PFNA | IPA | | | NO |
| 6 | 6 | 13C4-PFOS | IPA | | | NO |
| 7 | 7 | 13C6-PFDA | IPA | | | NO |
| 8 | 8 | 13C7-PFUdA | IPA | | | NO |

**Name: 190806M1_59, Date: 06-Aug-2019, Time: 20:45:18, ID: IPA, Description: IPA**

| | # | Name | ID | Area | %Rec | Area Out |
|---|---|---|---|---|---|---|
| 1 | 1 | 13C4-PFBA | IPA | | | NO |
| 2 | 2 | 13C5-PFHxA | IPA | | | NO |
| 3 | 3 | 18O2-PFHxS | IPA | | | NO |
| 4 | 4 | 13C8-PFOA | IPA | | | NO |
| 5 | 5 | 13C9-PFNA | IPA | | | NO |
| 6 | 6 | 13C4-PFOS | IPA | | | NO |
| 7 | 7 | 13C6-PFDA | IPA | | | NO |
| 8 | 8 | 13C7-PFUdA | IPA | | | NO |

**Name: 190806M1_60, Date: 06-Aug-2019, Time: 20:55:57, ID: IPA, Description: IPA**

| | # | Name | ID | Area | %Rec | Area Out |
|---|---|---|---|---|---|---|
| 1 | 1 | 13C4-PFBA | IPA | | | NO |
| 2 | 2 | 13C5-PFHxA | IPA | | | NO |
| 3 | 3 | 18O2-PFHxS | IPA | | | NO |
| 4 | 4 | 13C8-PFOA | IPA | | | NO |
| 5 | 5 | 13C9-PFNA | IPA | | | NO |
| 6 | 6 | 13C4-PFOS | IPA | | | NO |
| 7 | 7 | 13C6-PFDA | IPA | | | NO |
| 8 | 8 | 13C7-PFUdA | IPA | | | NO |

Dataset: Untitled

Last Altered: Wednesday, August 07, 2019 16:34:09 Pacific Daylight Time
Printed: Wednesday, August 07, 2019 16:34:24 Pacific Daylight Time

**Name: 190806M1_61, Date: 06-Aug-2019, Time: 21:06:34, ID: B9G0312-BS1 OPR 0.25, Description: OPR**

| | # | Name | ID | Area | %Rec | Area Out |
|---|---|---|---|---|---|---|
| 1 | 1 | 13C4-PFBA | B9G0312-BS1 OPR 0.25 | 1.33e4 | 91.0 | NO |
| 2 | 2 | 13C5-PFHxA | B9G0312-BS1 OPR 0.25 | 2.36e4 | 76.6 | NO |
| 3 | 3 | 18O2-PFHxS | B9G0312-BS1 OPR 0.25 | 1.50e3 | 75.9 | NO |
| 4 | 4 | 13C8-PFOA | B9G0312-BS1 OPR 0.25 | 2.89e4 | 77.8 | NO |
| 5 | 5 | 13C9-PFNA | B9G0312-BS1 OPR 0.25 | 2.28e4 | 81.7 | NO |
| 6 | 6 | 13C4-PFOS | B9G0312-BS1 OPR 0.25 | 3.62e3 | 73.8 | NO |
| 7 | 7 | 13C6-PFDA | B9G0312-BS1 OPR 0.25 | 3.57e4 | 102.9 | NO |
| 8 | 8 | 13C7-PFUdA | B9G0312-BS1 OPR 0.25 | 2.99e4 | 80.9 | NO |

**Name: 190806M1_62, Date: 06-Aug-2019, Time: 21:17:08, ID: B9G0312-BLK1 Method Blank 0.25, Description: Method Blank**

| | # | Name | ID | Area | %Rec | Area Out |
|---|---|---|---|---|---|---|
| 1 | 1 | 13C4-PFBA | B9G0312-BLK1 Method Blank 0.25 | 1.31e4 | 89.6 | NO |
| 2 | 2 | 13C5-PFHxA | B9G0312-BLK1 Method Blank 0.25 | 2.34e4 | 76.1 | NO |
| 3 | 3 | 18O2-PFHxS | B9G0312-BLK1 Method Blank 0.25 | 1.63e3 | 82.0 | NO |
| 4 | 4 | 13C8-PFOA | B9G0312-BLK1 Method Blank 0.25 | 2.99e4 | 80.7 | NO |
| 5 | 5 | 13C9-PFNA | B9G0312-BLK1 Method Blank 0.25 | 2.30e4 | 82.3 | NO |
| 6 | 6 | 13C4-PFOS | B9G0312-BLK1 Method Blank 0.25 | 3.74e3 | 76.1 | NO |
| 7 | 7 | 13C6-PFDA | B9G0312-BLK1 Method Blank 0.25 | 3.48e4 | 100.5 | NO |
| 8 | 8 | 13C7-PFUdA | B9G0312-BLK1 Method Blank 0.25 | 3.17e4 | 85.7 | NO |

**Name: 190806M1_63, Date: 06-Aug-2019, Time: 21:27:47, ID: 1902340-01 SB-19-C1 20-25 0.24058, Description: SB-19-C1 20-25**

| | # | Name | ID | Area | %Rec | Area Out |
|---|---|---|---|---|---|---|
| 1 | 1 | 13C4-PFBA | 1902340-01 SB-19-C1 20-25 0.24058 | 1.37e4 | 94.1 | NO |
| 2 | 2 | 13C5-PFHxA | 1902340-01 SB-19-C1 20-25 0.24058 | 2.48e4 | 80.5 | NO |
| 3 | 3 | 18O2-PFHxS | 1902340-01 SB-19-C1 20-25 0.24058 | 1.60e3 | 80.9 | NO |
| 4 | 4 | 13C8-PFOA | 1902340-01 SB-19-C1 20-25 0.24058 | 2.67e4 | 71.9 | NO |
| 5 | 5 | 13C9-PFNA | 1902340-01 SB-19-C1 20-25 0.24058 | 2.35e4 | 84.2 | NO |
| 6 | 6 | 13C4-PFOS | 1902340-01 SB-19-C1 20-25 0.24058 | 3.01e3 | 61.3 | NO |
| 7 | 7 | 13C6-PFDA | 1902340-01 SB-19-C1 20-25 0.24058 | 3.93e4 | 113.4 | NO |
| 8 | 8 | 13C7-PFUdA | 1902340-01 SB-19-C1 20-25 0.24058 | 3.35e4 | 90.7 | NO |

**Name: 190806M1_64, Date: 06-Aug-2019, Time: 21:38:19, ID: IPA, Description: IPA**

| | # | Name | ID | Area | %Rec | Area Out |
|---|---|---|---|---|---|---|
| 1 | 1 | 13C4-PFBA | IPA | | | NO |
| 2 | 2 | 13C5-PFHxA | IPA | | | NO |
| 3 | 3 | 18O2-PFHxS | IPA | | | NO |
| 4 | 4 | 13C8-PFOA | IPA | | | NO |
| 5 | 5 | 13C9-PFNA | IPA | | | NO |
| 6 | 6 | 13C4-PFOS | IPA | | | NO |
| 7 | 7 | 13C6-PFDA | IPA | | | NO |
| 8 | 8 | 13C7-PFUdA | IPA | | | NO |

Dataset: Untitled

Last Altered: Wednesday, August 07, 2019 16:34:09 Pacific Daylight Time
Printed: Wednesday, August 07, 2019 16:34:24 Pacific Daylight Time

**Name: 190806M1_65, Date: 06-Aug-2019, Time: 21:48:58, ID: 1902340-01@5X SB-19-C1 20-25 0.24058, Description: SB-19-C1 20-25**

| | # | Name | ID | Area | %Rec | Area Out |
|---|---|---|---|---|---|---|
| 1 | 1 | 13C4-PFBA | 1902340-01@5X SB-19-C1 20-25 0.24... | 2.60e3 | 17.8 | YES |
| 2 | 2 | 13C5-PFHxA | 1902340-01@5X SB-19-C1 20-25 0.24... | 4.84e3 | 15.7 | YES |
| 3 | 3 | 18O2-PFHxS | 1902340-01@5X SB-19-C1 20-25 0.24... | 3.18e2 | 16.0 | YES |
| 4 | 4 | 13C8-PFOA | 1902340-01@5X SB-19-C1 20-25 0.24... | 5.66e3 | 15.3 | YES |
| 5 | 5 | 13C9-PFNA | 1902340-01@5X SB-19-C1 20-25 0.24... | 4.41e3 | 15.8 | YES |
| 6 | 6 | 13C4-PFOS | 1902340-01@5X SB-19-C1 20-25 0.24... | 7.49e2 | 15.3 | YES |
| 7 | 7 | 13C6-PFDA | 1902340-01@5X SB-19-C1 20-25 0.24... | 7.19e3 | 20.7 | YES |
| 8 | 8 | 13C7-PFUdA | 1902340-01@5X SB-19-C1 20-25 0.24... | 6.10e3 | 16.5 | YES |

**Name: 190806M1_66, Date: 06-Aug-2019, Time: 21:59:31, ID: 1902340-03 SB-19-C2 20-25 0.23794, Description: SB-19-C2 20-25**

| | # | Name | ID | Area | %Rec | Area Out |
|---|---|---|---|---|---|---|
| 1 | 1 | 13C4-PFBA | 1902340-03 SB-19-C2 20-25 0.23794 | 1.41e4 | 96.2 | NO |
| 2 | 2 | 13C5-PFHxA | 1902340-03 SB-19-C2 20-25 0.23794 | 2.63e4 | 85.3 | NO |
| 3 | 3 | 18O2-PFHxS | 1902340-03 SB-19-C2 20-25 0.23794 | 1.68e3 | 84.8 | NO |
| 4 | 4 | 13C8-PFOA | 1902340-03 SB-19-C2 20-25 0.23794 | 3.16e4 | 85.2 | NO |
| 5 | 5 | 13C9-PFNA | 1902340-03 SB-19-C2 20-25 0.23794 | 2.45e4 | 87.8 | NO |
| 6 | 6 | 13C4-PFOS | 1902340-03 SB-19-C2 20-25 0.23794 | 3.92e3 | 79.8 | NO |
| 7 | 7 | 13C6-PFDA | 1902340-03 SB-19-C2 20-25 0.23794 | 3.80e4 | 109.7 | NO |
| 8 | 8 | 13C7-PFUdA | 1902340-03 SB-19-C2 20-25 0.23794 | 3.34e4 | 90.4 | NO |

**Name: 190806M1_67, Date: 06-Aug-2019, Time: 22:10:10, ID: 1902340-05 SB-19-C3 20-25 0.24596, Description: SB-19-C3 20-25**

| | # | Name | ID | Area | %Rec | Area Out |
|---|---|---|---|---|---|---|
| 1 | 1 | 13C4-PFBA | 1902340-05 SB-19-C3 20-25 0.24596 | 1.47e4 | 100.7 | NO |
| 2 | 2 | 13C5-PFHxA | 1902340-05 SB-19-C3 20-25 0.24596 | 2.69e4 | 87.3 | NO |
| 3 | 3 | 18O2-PFHxS | 1902340-05 SB-19-C3 20-25 0.24596 | 1.83e3 | 92.4 | NO |
| 4 | 4 | 13C8-PFOA | 1902340-05 SB-19-C3 20-25 0.24596 | 3.15e4 | 85.0 | NO |
| 5 | 5 | 13C9-PFNA | 1902340-05 SB-19-C3 20-25 0.24596 | 2.48e4 | 88.7 | NO |
| 6 | 6 | 13C4-PFOS | 1902340-05 SB-19-C3 20-25 0.24596 | 3.18e3 | 64.7 | NO |
| 7 | 7 | 13C6-PFDA | 1902340-05 SB-19-C3 20-25 0.24596 | 3.85e4 | 111.1 | NO |
| 8 | 8 | 13C7-PFUdA | 1902340-05 SB-19-C3 20-25 0.24596 | 3.48e4 | 94.0 | NO |

**Name: 190806M1_68, Date: 06-Aug-2019, Time: 22:20:43, ID: 1902340-07 SB-19-C4 20-25 0.23437, Description: SB-19-C4 20-25**

| | # | Name | ID | Area | %Rec | Area Out |
|---|---|---|---|---|---|---|
| 1 | 1 | 13C4-PFBA | 1902340-07 SB-19-C4 20-25 0.23437 | 1.53e4 | 104.5 | NO |
| 2 | 2 | 13C5-PFHxA | 1902340-07 SB-19-C4 20-25 0.23437 | 2.82e4 | 91.5 | NO |
| 3 | 3 | 18O2-PFHxS | 1902340-07 SB-19-C4 20-25 0.23437 | 1.88e3 | 94.8 | NO |
| 4 | 4 | 13C8-PFOA | 1902340-07 SB-19-C4 20-25 0.23437 | 3.41e4 | 92.0 | NO |
| 5 | 5 | 13C9-PFNA | 1902340-07 SB-19-C4 20-25 0.23437 | 2.72e4 | 97.2 | NO |
| 6 | 6 | 13C4-PFOS | 1902340-07 SB-19-C4 20-25 0.23437 | 4.31e3 | 87.8 | NO |
| 7 | 7 | 13C6-PFDA | 1902340-07 SB-19-C4 20-25 0.23437 | 4.31e4 | 124.4 | NO |
| 8 | 8 | 13C7-PFUdA | 1902340-07 SB-19-C4 20-25 0.23437 | 3.71e4 | 100.5 | NO |

Dataset: Untitled

Last Altered: Wednesday, August 07, 2019 16:34:09 Pacific Daylight Time
Printed: Wednesday, August 07, 2019 16:34:24 Pacific Daylight Time

**Name: 190806M1_69, Date: 06-Aug-2019, Time: 22:31:21, ID: 1902340-08 SB-19-C4 15-20 0.24446, Description: SB-19-C4 15-20**

| | # | Name | ID | Area | %Rec | Area Out |
|---|---|---|---|---|---|---|
| 1 | 1 | 13C4-PFBA | 1902340-08 SB-19-C4 15-20 0.24446 | 1.45e4 | 99.4 | NO |
| 2 | 2 | 13C5-PFHxA | 1902340-08 SB-19-C4 15-20 0.24446 | 2.68e4 | 87.1 | NO |
| 3 | 3 | 18O2-PFHxS | 1902340-08 SB-19-C4 15-20 0.24446 | 1.78e3 | 90.0 | NO |
| 4 | 4 | 13C8-PFOA | 1902340-08 SB-19-C4 15-20 0.24446 | 3.18e4 | 85.8 | NO |
| 5 | 5 | 13C9-PFNA | 1902340-08 SB-19-C4 15-20 0.24446 | 2.50e4 | 89.4 | NO |
| 6 | 6 | 13C4-PFOS | 1902340-08 SB-19-C4 15-20 0.24446 | 3.56e3 | 72.5 | NO |
| 7 | 7 | 13C6-PFDA | 1902340-08 SB-19-C4 15-20 0.24446 | 4.05e4 | 116.8 | NO |
| 8 | 8 | 13C7-PFUdA | 1902340-08 SB-19-C4 15-20 0.24446 | 3.71e4 | 100.3 | NO |

**Name: 190806M1_70, Date: 06-Aug-2019, Time: 22:41:54, ID: IPA, Description: IPA**

| | # | Name | ID | Area | %Rec | Area Out |
|---|---|---|---|---|---|---|
| 1 | 1 | 13C4-PFBA | IPA | | | NO |
| 2 | 2 | 13C5-PFHxA | IPA | | | NO |
| 3 | 3 | 18O2-PFHxS | IPA | | | NO |
| 4 | 4 | 13C8-PFOA | IPA | | | NO |
| 5 | 5 | 13C9-PFNA | IPA | | | NO |
| 6 | 6 | 13C4-PFOS | IPA | | | NO |
| 7 | 7 | 13C6-PFDA | IPA | | | NO |
| 8 | 8 | 13C7-PFUdA | IPA | | | NO |

**Name: 190806M1_71, Date: 06-Aug-2019, Time: 22:52:32, ID: ST190806M1-13 PFC CS3 19G2306, Description: PFC CS3 19G2306**

| | # | Name | ID | Area | %Rec | Area Out |
|---|---|---|---|---|---|---|
| 1 | 1 | 13C4-PFBA | ST190806M1-13 PFC CS3 19G2306 | 1.30e4 | 89.3 | NO |
| 2 | 2 | 13C5-PFHxA | ST190806M1-13 PFC CS3 19G2306 | 3.11e4 | 100.9 | NO |
| 3 | 3 | 18O2-PFHxS | ST190806M1-13 PFC CS3 19G2306 | 1.90e3 | 95.8 | NO |
| 4 | 4 | 13C8-PFOA | ST190806M1-13 PFC CS3 19G2306 | 3.81e4 | 102.6 | NO |
| 5 | 5 | 13C9-PFNA | ST190806M1-13 PFC CS3 19G2306 | 2.76e4 | 98.9 | NO |
| 6 | 6 | 13C4-PFOS | ST190806M1-13 PFC CS3 19G2306 | 4.73e3 | 96.3 | NO |
| 7 | 7 | 13C6-PFDA | ST190806M1-13 PFC CS3 19G2306 | 3.50e4 | 101.1 | NO |
| 8 | 8 | 13C7-PFUdA | ST190806M1-13 PFC CS3 19G2306 | 3.88e4 | 105.0 | NO |

**Name: 190806M1_72, Date: 06-Aug-2019, Time: 23:03:05, ID: IPA, Description: IPA**

| | # | Name | ID | Area | %Rec | Area Out |
|---|---|---|---|---|---|---|
| 1 | 1 | 13C4-PFBA | IPA | | | NO |
| 2 | 2 | 13C5-PFHxA | IPA | 5.05e0 | 0.0 | YES |
| 3 | 3 | 18O2-PFHxS | IPA | | | NO |
| 4 | 4 | 13C8-PFOA | IPA | | | NO |
| 5 | 5 | 13C9-PFNA | IPA | | | NO |
| 6 | 6 | 13C4-PFOS | IPA | | | NO |
| 7 | 7 | 13C6-PFDA | IPA | | | NO |
| 8 | 8 | 13C7-PFUdA | IPA | | | NO |

Dataset: Untitled

Last Altered: Wednesday, August 07, 2019 16:34:09 Pacific Daylight Time
Printed: Wednesday, August 07, 2019 16:34:24 Pacific Daylight Time

**Name: 190806M1_73, Date: 06-Aug-2019, Time: 23:13:43, ID: 1902340-15 SB-19-N1 55-60 0.25012, Description: SB-19-N1 55-60**

| | # | Name | ID | Area | %Rec | Area Out |
|---|---|---|---|---|---|---|
| 1 | 1 | 13C4-PFBA | 1902340-15 SB-19-N1 55-60 0.25012 | 1.49e4 | 101.9 | NO |
| 2 | 2 | 13C5-PFHxA | 1902340-15 SB-19-N1 55-60 0.25012 | 2.71e4 | 88.0 | NO |
| 3 | 3 | 18O2-PFHxS | 1902340-15 SB-19-N1 55-60 0.25012 | 1.83e3 | 92.1 | NO |
| 4 | 4 | 13C8-PFOA | 1902340-15 SB-19-N1 55-60 0.25012 | 3.35e4 | 90.2 | NO |
| 5 | 5 | 13C9-PFNA | 1902340-15 SB-19-N1 55-60 0.25012 | 2.59e4 | 92.7 | NO |
| 6 | 6 | 13C4-PFOS | 1902340-15 SB-19-N1 55-60 0.25012 | 4.18e3 | 85.1 | NO |
| 7 | 7 | 13C6-PFDA | 1902340-15 SB-19-N1 55-60 0.25012 | 4.08e4 | 117.7 | NO |
| 8 | 8 | 13C7-PFUdA | 1902340-15 SB-19-N1 55-60 0.25012 | 3.62e4 | 97.9 | NO |

**Name: 190806M1_74, Date: 06-Aug-2019, Time: 23:24:16, ID: 1902340-16 SB-19-N2 55-60 0.25388, Description: SB-19-N2 55-60**

| | # | Name | ID | Area | %Rec | Area Out |
|---|---|---|---|---|---|---|
| 1 | 1 | 13C4-PFBA | 1902340-16 SB-19-N2 55-60 0.25388 | 1.47e4 | 100.3 | NO |
| 2 | 2 | 13C5-PFHxA | 1902340-16 SB-19-N2 55-60 0.25388 | 2.67e4 | 86.7 | NO |
| 3 | 3 | 18O2-PFHxS | 1902340-16 SB-19-N2 55-60 0.25388 | 1.67e3 | 84.3 | NO |
| 4 | 4 | 13C8-PFOA | 1902340-16 SB-19-N2 55-60 0.25388 | 3.19e4 | 86.0 | NO |
| 5 | 5 | 13C9-PFNA | 1902340-16 SB-19-N2 55-60 0.25388 | 2.56e4 | 91.5 | NO |
| 6 | 6 | 13C4-PFOS | 1902340-16 SB-19-N2 55-60 0.25388 | 3.98e3 | 81.1 | NO |
| 7 | 7 | 13C6-PFDA | 1902340-16 SB-19-N2 55-60 0.25388 | 4.02e4 | 116.0 | NO |
| 8 | 8 | 13C7-PFUdA | 1902340-16 SB-19-N2 55-60 0.25388 | 3.47e4 | 93.8 | NO |

**Name: 190806M1_75, Date: 06-Aug-2019, Time: 23:34:55, ID: 1902340-17 SB-19-N2 (48-53) 0.25043, Description: SB-19-N2 (48-53)**

| | # | Name | ID | Area | %Rec | Area Out |
|---|---|---|---|---|---|---|
| 1 | 1 | 13C4-PFBA | 1902340-17 SB-19-N2 (48-53) 0.25043 | 1.55e4 | 106.0 | NO |
| 2 | 2 | 13C5-PFHxA | 1902340-17 SB-19-N2 (48-53) 0.25043 | 2.91e4 | 94.4 | NO |
| 3 | 3 | 18O2-PFHxS | 1902340-17 SB-19-N2 (48-53) 0.25043 | 1.92e3 | 96.8 | NO |
| 4 | 4 | 13C8-PFOA | 1902340-17 SB-19-N2 (48-53) 0.25043 | 3.50e4 | 94.2 | NO |
| 5 | 5 | 13C9-PFNA | 1902340-17 SB-19-N2 (48-53) 0.25043 | 2.64e4 | 94.5 | NO |
| 6 | 6 | 13C4-PFOS | 1902340-17 SB-19-N2 (48-53) 0.25043 | 4.40e3 | 89.5 | NO |
| 7 | 7 | 13C6-PFDA | 1902340-17 SB-19-N2 (48-53) 0.25043 | 4.18e4 | 120.8 | NO |
| 8 | 8 | 13C7-PFUdA | 1902340-17 SB-19-N2 (48-53) 0.25043 | 3.81e4 | 103.0 | NO |

**Name: 190806M1_76, Date: 06-Aug-2019, Time: 23:45:28, ID: 1902340-19 SB-19-C1 (5-10) 0.2458, Description: SB-19-C1 (5-10)**

| | # | Name | ID | Area | %Rec | Area Out |
|---|---|---|---|---|---|---|
| 1 | 1 | 13C4-PFBA | 1902340-19 SB-19-C1 (5-10) 0.2458 | 1.59e4 | 108.7 | NO |
| 2 | 2 | 13C5-PFHxA | 1902340-19 SB-19-C1 (5-10) 0.2458 | 2.87e4 | 93.3 | NO |
| 3 | 3 | 18O2-PFHxS | 1902340-19 SB-19-C1 (5-10) 0.2458 | 1.95e3 | 98.6 | NO |
| 4 | 4 | 13C8-PFOA | 1902340-19 SB-19-C1 (5-10) 0.2458 | 3.59e4 | 96.9 | NO |
| 5 | 5 | 13C9-PFNA | 1902340-19 SB-19-C1 (5-10) 0.2458 | 2.65e4 | 94.9 | NO |
| 6 | 6 | 13C4-PFOS | 1902340-19 SB-19-C1 (5-10) 0.2458 | 3.89e3 | 79.2 | NO |
| 7 | 7 | 13C6-PFDA | 1902340-19 SB-19-C1 (5-10) 0.2458 | 4.24e4 | 122.5 | NO |
| 8 | 8 | 13C7-PFUdA | 1902340-19 SB-19-C1 (5-10) 0.2458 | 3.93e4 | 106.3 | NO |

Dataset: Untitled

Last Altered: Wednesday, August 07, 2019 16:34:09 Pacific Daylight Time
Printed: Wednesday, August 07, 2019 16:34:24 Pacific Daylight Time

**Name: 190806M1_77, Date: 06-Aug-2019, Time: 23:56:06, ID: 1902340-20 SB-19-N1 (48-53) 0.24852, Description: SB-19-N1 (48-53)**

| | # | Name | ID | Area | %Rec | Area Out |
|---|---|---|---|---|---|---|
| 1 | 1 | 13C4-PFBA | 1902340-20 SB-19-N1 (48-53) 0.24852 | 1.56e4 | 106.7 | NO |
| 2 | 2 | 13C5-PFHxA | 1902340-20 SB-19-N1 (48-53) 0.24852 | 2.80e4 | 91.0 | NO |
| 3 | 3 | 18O2-PFHxS | 1902340-20 SB-19-N1 (48-53) 0.24852 | 1.87e3 | 94.1 | NO |
| 4 | 4 | 13C8-PFOA | 1902340-20 SB-19-N1 (48-53) 0.24852 | 3.31e4 | 89.3 | NO |
| 5 | 5 | 13C9-PFNA | 1902340-20 SB-19-N1 (48-53) 0.24852 | 2.70e4 | 96.7 | NO |
| 6 | 6 | 13C4-PFOS | 1902340-20 SB-19-N1 (48-53) 0.24852 | 4.42e3 | 90.0 | NO |
| 7 | 7 | 13C6-PFDA | 1902340-20 SB-19-N1 (48-53) 0.24852 | 4.28e4 | 123.6 | NO |
| 8 | 8 | 13C7-PFUdA | 1902340-20 SB-19-N1 (48-53) 0.24852 | 3.81e4 | 103.1 | NO |

**Name: 190806M1_78, Date: 07-Aug-2019, Time: 00:06:39, ID: 1902340-02 SB-19-C1 15-20 0.2413, Description: SB-19-C1 15-20**

| | # | Name | ID | Area | %Rec | Area Out |
|---|---|---|---|---|---|---|
| 1 | 1 | 13C4-PFBA | 1902340-02 SB-19-C1 15-20 0.2413 | 1.47e4 | 100.9 | NO |
| 2 | 2 | 13C5-PFHxA | 1902340-02 SB-19-C1 15-20 0.2413 | 2.67e4 | 86.6 | NO |
| 3 | 3 | 18O2-PFHxS | 1902340-02 SB-19-C1 15-20 0.2413 | 1.84e3 | 92.7 | NO |
| 4 | 4 | 13C8-PFOA | 1902340-02 SB-19-C1 15-20 0.2413 | 1.07e4 | 28.9 | YES |
| 5 | 5 | 13C9-PFNA | 1902340-02 SB-19-C1 15-20 0.2413 | 1.68e4 | 60.2 | NO |
| 6 | 6 | 13C4-PFOS | 1902340-02 SB-19-C1 15-20 0.2413 | 7.82e2 | 15.9 | YES |
| 7 | 7 | 13C6-PFDA | 1902340-02 SB-19-C1 15-20 0.2413 | 4.09e4 | 117.9 | NO |
| 8 | 8 | 13C7-PFUdA | 1902340-02 SB-19-C1 15-20 0.2413 | 3.69e4 | 99.8 | NO |

**Name: 190806M1_79, Date: 07-Aug-2019, Time: 00:17:17, ID: IPA, Description: IPA**

| | # | Name | ID | Area | %Rec | Area Out |
|---|---|---|---|---|---|---|
| 1 | 1 | 13C4-PFBA | IPA | | | NO |
| 2 | 2 | 13C5-PFHxA | IPA | | | NO |
| 3 | 3 | 18O2-PFHxS | IPA | | | NO |
| 4 | 4 | 13C8-PFOA | IPA | | | NO |
| 5 | 5 | 13C9-PFNA | IPA | | | NO |
| 6 | 6 | 13C4-PFOS | IPA | | | NO |
| 7 | 7 | 13C6-PFDA | IPA | | | NO |
| 8 | 8 | 13C7-PFUdA | IPA | | | NO |

**Name: 190806M1_80, Date: 07-Aug-2019, Time: 00:27:48, ID: IPA, Description: IPA**

| | # | Name | ID | Area | %Rec | Area Out |
|---|---|---|---|---|---|---|
| 1 | 1 | 13C4-PFBA | IPA | | | NO |
| 2 | 2 | 13C5-PFHxA | IPA | | | NO |
| 3 | 3 | 18O2-PFHxS | IPA | | | NO |
| 4 | 4 | 13C8-PFOA | IPA | | | NO |
| 5 | 5 | 13C9-PFNA | IPA | | | NO |
| 6 | 6 | 13C4-PFOS | IPA | | | NO |
| 7 | 7 | 13C6-PFDA | IPA | | | NO |
| 8 | 8 | 13C7-PFUdA | IPA | | | NO |

Dataset: Untitled

Last Altered: Wednesday, August 07, 2019 16:34:09 Pacific Daylight Time
Printed: Wednesday, August 07, 2019 16:34:24 Pacific Daylight Time

**Name: 190806M1_81, Date: 07-Aug-2019, Time: 00:38:26, ID: 1902340-02@40X SB-19-C1 15-20 0.2413, Description: SB-19-C1 15-20**

| | # | Name | ID | Area | %Rec | Area Out |
|---|---|---|---|---|---|---|
| 1 | 1 | 13C4-PFBA | 1902340-02@40X SB-19-C1 15-20 0.2... | 2.68e2 | 1.8 | YES |
| 2 | 2 | 13C5-PFHxA | 1902340-02@40X SB-19-C1 15-20 0.2... | 6.63e2 | 2.2 | YES |
| 3 | 3 | 18O2-PFHxS | 1902340-02@40X SB-19-C1 15-20 0.2... | 2.94e1 | 1.5 | YES |
| 4 | 4 | 13C8-PFOA | 1902340-02@40X SB-19-C1 15-20 0.2... | 6.78e2 | 1.8 | YES |
| 5 | 5 | 13C9-PFNA | 1902340-02@40X SB-19-C1 15-20 0.2... | 5.66e2 | 2.0 | YES |
| 6 | 6 | 13C4-PFOS | 1902340-02@40X SB-19-C1 15-20 0.2... | 6.26e1 | 1.3 | YES |
| 7 | 7 | 13C6-PFDA | 1902340-02@40X SB-19-C1 15-20 0.2... | 7.08e2 | 2.0 | YES |
| 8 | 8 | 13C7-PFUdA | 1902340-02@40X SB-19-C1 15-20 0.2... | 8.80e2 | 2.4 | YES |

**Name: 190806M1_82, Date: 07-Aug-2019, Time: 00:48:59, ID: IPA, Description: IPA**

| | # | Name | ID | Area | %Rec | Area Out |
|---|---|---|---|---|---|---|
| 1 | 1 | 13C4-PFBA | IPA | | | NO |
| 2 | 2 | 13C5-PFHxA | IPA | | | NO |
| 3 | 3 | 18O2-PFHxS | IPA | | | NO |
| 4 | 4 | 13C8-PFOA | IPA | | | NO |
| 5 | 5 | 13C9-PFNA | IPA | | | NO |
| 6 | 6 | 13C4-PFOS | IPA | | | NO |
| 7 | 7 | 13C6-PFDA | IPA | | | NO |
| 8 | 8 | 13C7-PFUdA | IPA | | | NO |

**Name: 190806M1_83, Date: 07-Aug-2019, Time: 00:59:37, ID: IPA, Description: IPA**

| | # | Name | ID | Area | %Rec | Area Out |
|---|---|---|---|---|---|---|
| 1 | 1 | 13C4-PFBA | IPA | | | NO |
| 2 | 2 | 13C5-PFHxA | IPA | | | NO |
| 3 | 3 | 18O2-PFHxS | IPA | | | NO |
| 4 | 4 | 13C8-PFOA | IPA | | | NO |
| 5 | 5 | 13C9-PFNA | IPA | | | NO |
| 6 | 6 | 13C4-PFOS | IPA | | | NO |
| 7 | 7 | 13C6-PFDA | IPA | | | NO |
| 8 | 8 | 13C7-PFUdA | IPA | | | NO |

**Name: 190806M1_84, Date: 07-Aug-2019, Time: 01:10:10, ID: IPA, Description: IPA**

| | # | Name | ID | Area | %Rec | Area Out |
|---|---|---|---|---|---|---|
| 1 | 1 | 13C4-PFBA | IPA | | | NO |
| 2 | 2 | 13C5-PFHxA | IPA | | | NO |
| 3 | 3 | 18O2-PFHxS | IPA | | | NO |
| 4 | 4 | 13C8-PFOA | IPA | | | NO |
| 5 | 5 | 13C9-PFNA | IPA | | | NO |
| 6 | 6 | 13C4-PFOS | IPA | | | NO |
| 7 | 7 | 13C6-PFDA | IPA | | | NO |
| 8 | 8 | 13C7-PFUdA | IPA | | | NO |

Dataset: Untitled

Last Altered: Wednesday, August 07, 2019 16:34:09 Pacific Daylight Time
Printed: Wednesday, August 07, 2019 16:34:24 Pacific Daylight Time

**Name: 190806M1_85, Date: 07-Aug-2019, Time: 01:20:48, ID: 1902340-04 SB-19-C2 15-20 0.24308, Description: SB-19-C2 15-20**

| | # | Name | ID | Area | %Rec | Area Out |
|---|---|---|---|---|---|---|
| 1 | 1 | 13C4-PFBA | 1902340-04 SB-19-C2 15-20 0.24308 | 1.37e4 | 94.1 | NO |
| 2 | 2 | 13C5-PFHxA | 1902340-04 SB-19-C2 15-20 0.24308 | 2.61e4 | 84.8 | NO |
| 3 | 3 | 18O2-PFHxS | 1902340-04 SB-19-C2 15-20 0.24308 | 1.64e3 | 83.0 | NO |
| 4 | 4 | 13C8-PFOA | 1902340-04 SB-19-C2 15-20 0.24308 | 2.02e4 | 54.3 | NO |
| 5 | 5 | 13C9-PFNA | 1902340-04 SB-19-C2 15-20 0.24308 | 2.27e4 | 81.3 | NO |
| 6 | 6 | 13C4-PFOS | 1902340-04 SB-19-C2 15-20 0.24308 | 1.89e3 | 38.5 | YES |
| 7 | 7 | 13C6-PFDA | 1902340-04 SB-19-C2 15-20 0.24308 | 3.84e4 | 110.8 | NO |
| 8 | 8 | 13C7-PFUdA | 1902340-04 SB-19-C2 15-20 0.24308 | 3.33e4 | 90.1 | NO |

**Name: 190806M1_86, Date: 07-Aug-2019, Time: 01:31:22, ID: IPA, Description: IPA**

| | # | Name | ID | Area | %Rec | Area Out |
|---|---|---|---|---|---|---|
| 1 | 1 | 13C4-PFBA | IPA | | | NO |
| 2 | 2 | 13C5-PFHxA | IPA | | | NO |
| 3 | 3 | 18O2-PFHxS | IPA | | | NO |
| 4 | 4 | 13C8-PFOA | IPA | | | NO |
| 5 | 5 | 13C9-PFNA | IPA | | | NO |
| 6 | 6 | 13C4-PFOS | IPA | | | NO |
| 7 | 7 | 13C6-PFDA | IPA | | | NO |
| 8 | 8 | 13C7-PFUdA | IPA | | | NO |

**Name: 190806M1_87, Date: 07-Aug-2019, Time: 01:42:00, ID: IPA, Description: IPA**

| | # | Name | ID | Area | %Rec | Area Out |
|---|---|---|---|---|---|---|
| 1 | 1 | 13C4-PFBA | IPA | | | NO |
| 2 | 2 | 13C5-PFHxA | IPA | | | NO |
| 3 | 3 | 18O2-PFHxS | IPA | | | NO |
| 4 | 4 | 13C8-PFOA | IPA | | | NO |
| 5 | 5 | 13C9-PFNA | IPA | | | NO |
| 6 | 6 | 13C4-PFOS | IPA | | | NO |
| 7 | 7 | 13C6-PFDA | IPA | | | NO |
| 8 | 8 | 13C7-PFUdA | IPA | | | NO |

**Name: 190806M1_88, Date: 07-Aug-2019, Time: 01:52:32, ID: 1902340-04@10X SB-19-C2 15-20 0.24308, Description: SB-19-C2 15-20**

| | # | Name | ID | Area | %Rec | Area Out |
|---|---|---|---|---|---|---|
| 1 | 1 | 13C4-PFBA | 1902340-04@10X SB-19-C2 15-20 0.2... | 1.31e3 | 9.0 | YES |
| 2 | 2 | 13C5-PFHxA | 1902340-04@10X SB-19-C2 15-20 0.2... | 2.69e3 | 8.7 | YES |
| 3 | 3 | 18O2-PFHxS | 1902340-04@10X SB-19-C2 15-20 0.2... | 1.42e2 | 7.1 | YES |
| 4 | 4 | 13C8-PFOA | 1902340-04@10X SB-19-C2 15-20 0.2... | 3.27e3 | 8.8 | YES |
| 5 | 5 | 13C9-PFNA | 1902340-04@10X SB-19-C2 15-20 0.2... | 2.30e3 | 8.2 | YES |
| 6 | 6 | 13C4-PFOS | 1902340-04@10X SB-19-C2 15-20 0.2... | 4.26e2 | 8.7 | YES |
| 7 | 7 | 13C6-PFDA | 1902340-04@10X SB-19-C2 15-20 0.2... | 3.82e3 | 11.0 | YES |
| 8 | 8 | 13C7-PFUdA | 1902340-04@10X SB-19-C2 15-20 0.2... | 3.26e3 | 8.8 | YES |

Dataset: Untitled

Last Altered: Wednesday, August 07, 2019 16:34:09 Pacific Daylight Time
Printed: Wednesday, August 07, 2019 16:34:24 Pacific Daylight Time

**Name: 190806M1_89, Date: 07-Aug-2019, Time: 02:03:11, ID: IPA, Description: IPA**

| | # | Name | ID | Area | %Rec | Area Out |
|---|---|---|---|---|---|---|
| 1 | 1 | 13C4-PFBA | IPA | | | NO |
| 2 | 2 | 13C5-PFHxA | IPA | | | NO |
| 3 | 3 | 18O2-PFHxS | IPA | | | NO |
| 4 | 4 | 13C8-PFOA | IPA | | | NO |
| 5 | 5 | 13C9-PFNA | IPA | | | NO |
| 6 | 6 | 13C4-PFOS | IPA | | | NO |
| 7 | 7 | 13C6-PFDA | IPA | | | NO |
| 8 | 8 | 13C7-PFUdA | IPA | | | NO |

**Name: 190806M1_90, Date: 07-Aug-2019, Time: 02:13:44, ID: IPA, Description: IPA**

| | # | Name | ID | Area | %Rec | Area Out |
|---|---|---|---|---|---|---|
| 1 | 1 | 13C4-PFBA | IPA | | | NO |
| 2 | 2 | 13C5-PFHxA | IPA | | | NO |
| 3 | 3 | 18O2-PFHxS | IPA | | | NO |
| 4 | 4 | 13C8-PFOA | IPA | | | NO |
| 5 | 5 | 13C9-PFNA | IPA | | | NO |
| 6 | 6 | 13C4-PFOS | IPA | | | NO |
| 7 | 7 | 13C6-PFDA | IPA | | | NO |
| 8 | 8 | 13C7-PFUdA | IPA | | | NO |

**Name: 190806M1_91, Date: 07-Aug-2019, Time: 02:24:22, ID: 1902340-06 SB-19-C3 15-20 0.24224, Description: SB-19-C3 15-20**

| | # | Name | ID | Area | %Rec | Area Out |
|---|---|---|---|---|---|---|
| 1 | 1 | 13C4-PFBA | 1902340-06 SB-19-C3 15-20 0.24224 | 1.33e4 | 90.9 | NO |
| 2 | 2 | 13C5-PFHxA | 1902340-06 SB-19-C3 15-20 0.24224 | 2.56e4 | 83.0 | NO |
| 3 | 3 | 18O2-PFHxS | 1902340-06 SB-19-C3 15-20 0.24224 | 1.65e3 | 83.1 | NO |
| 4 | 4 | 13C8-PFOA | 1902340-06 SB-19-C3 15-20 0.24224 | 2.22e4 | 59.9 | NO |
| 5 | 5 | 13C9-PFNA | 1902340-06 SB-19-C3 15-20 0.24224 | 2.06e4 | 73.5 | NO |
| 6 | 6 | 13C4-PFOS | 1902340-06 SB-19-C3 15-20 0.24224 | 1.15e3 | 23.4 | YES |
| 7 | 7 | 13C6-PFDA | 1902340-06 SB-19-C3 15-20 0.24224 | 3.62e4 | 104.5 | NO |
| 8 | 8 | 13C7-PFUdA | 1902340-06 SB-19-C3 15-20 0.24224 | 3.25e4 | 87.9 | NO |

**Name: 190806M1_92, Date: 07-Aug-2019, Time: 02:34:55, ID: IPA, Description: IPA**

| | # | Name | ID | Area | %Rec | Area Out |
|---|---|---|---|---|---|---|
| 1 | 1 | 13C4-PFBA | IPA | | | NO |
| 2 | 2 | 13C5-PFHxA | IPA | | | NO |
| 3 | 3 | 18O2-PFHxS | IPA | | | NO |
| 4 | 4 | 13C8-PFOA | IPA | | | NO |
| 5 | 5 | 13C9-PFNA | IPA | | | NO |
| 6 | 6 | 13C4-PFOS | IPA | | | NO |
| 7 | 7 | 13C6-PFDA | IPA | | | NO |
| 8 | 8 | 13C7-PFUdA | IPA | | | NO |

Dataset: Untitled

Last Altered: Wednesday, August 07, 2019 16:34:09 Pacific Daylight Time
Printed: Wednesday, August 07, 2019 16:34:24 Pacific Daylight Time

**Name: 190806M1_93, Date: 07-Aug-2019, Time: 02:45:34, ID: IPA, Description: IPA**

| | # | Name | ID | Area | %Rec | Area Out |
|---|---|---|---|---|---|---|
| 1 | 1 | 13C4-PFBA | IPA | | | NO |
| 2 | 2 | 13C5-PFHxA | IPA | 5.04e0 | 0.0 | YES |
| 3 | 3 | 18O2-PFHxS | IPA | | | NO |
| 4 | 4 | 13C8-PFOA | IPA | | | NO |
| 5 | 5 | 13C9-PFNA | IPA | | | NO |
| 6 | 6 | 13C4-PFOS | IPA | | | NO |
| 7 | 7 | 13C6-PFDA | IPA | | | NO |
| 8 | 8 | 13C7-PFUdA | IPA | | | NO |

**Name: 190806M1_94, Date: 07-Aug-2019, Time: 02:56:07, ID: ST190806M1-14 PFC CS3 19G2306, Description: PFC CS3 19G2306**

| | # | Name | ID | Area | %Rec | Area Out |
|---|---|---|---|---|---|---|
| 1 | 1 | 13C4-PFBA | ST190806M1-14 PFC CS3 19G2306 | 1.28e4 | 87.3 | NO |
| 2 | 2 | 13C5-PFHxA | ST190806M1-14 PFC CS3 19G2306 | 3.29e4 | 106.7 | NO |
| 3 | 3 | 18O2-PFHxS | ST190806M1-14 PFC CS3 19G2306 | 2.15e3 | 108.2 | NO |
| 4 | 4 | 13C8-PFOA | ST190806M1-14 PFC CS3 19G2306 | 3.87e4 | 104.4 | NO |
| 5 | 5 | 13C9-PFNA | ST190806M1-14 PFC CS3 19G2306 | 2.87e4 | 102.8 | NO |
| 6 | 6 | 13C4-PFOS | ST190806M1-14 PFC CS3 19G2306 | 5.02e3 | 102.2 | NO |
| 7 | 7 | 13C6-PFDA | ST190806M1-14 PFC CS3 19G2306 | 3.71e4 | 107.0 | NO |
| 8 | 8 | 13C7-PFUdA | ST190806M1-14 PFC CS3 19G2306 | 4.02e4 | 108.7 | NO |

**Name: 190806M1_95, Date: 07-Aug-2019, Time: 03:06:45, ID: IPA, Description: IPA**

| | # | Name | ID | Area | %Rec | Area Out |
|---|---|---|---|---|---|---|
| 1 | 1 | 13C4-PFBA | IPA | | | NO |
| 2 | 2 | 13C5-PFHxA | IPA | | | NO |
| 3 | 3 | 18O2-PFHxS | IPA | | | NO |
| 4 | 4 | 13C8-PFOA | IPA | | | NO |
| 5 | 5 | 13C9-PFNA | IPA | | | NO |
| 6 | 6 | 13C4-PFOS | IPA | | | NO |
| 7 | 7 | 13C6-PFDA | IPA | | | NO |
| 8 | 8 | 13C7-PFUdA | IPA | | | NO |

**Name: 190806M1_96, Date: 07-Aug-2019, Time: 03:17:18, ID: 1902340-06@20X SB-19-C3 15-20 0.24224, Description: SB-19-C3 15-20**

| | # | Name | ID | Area | %Rec | Area Out |
|---|---|---|---|---|---|---|
| 1 | 1 | 13C4-PFBA | 1902340-06@20X SB-19-C3 15-20 0.2... | 5.57e2 | 3.8 | YES |
| 2 | 2 | 13C5-PFHxA | 1902340-06@20X SB-19-C3 15-20 0.2... | 1.84e3 | 6.0 | YES |
| 3 | 3 | 18O2-PFHxS | 1902340-06@20X SB-19-C3 15-20 0.2... | 1.15e2 | 5.8 | YES |
| 4 | 4 | 13C8-PFOA | 1902340-06@20X SB-19-C3 15-20 0.2... | 2.40e3 | 6.5 | YES |
| 5 | 5 | 13C9-PFNA | 1902340-06@20X SB-19-C3 15-20 0.2... | 1.88e3 | 6.7 | YES |
| 6 | 6 | 13C4-PFOS | 1902340-06@20X SB-19-C3 15-20 0.2... | 1.97e2 | 4.0 | YES |
| 7 | 7 | 13C6-PFDA | 1902340-06@20X SB-19-C3 15-20 0.2... | 3.16e3 | 9.1 | YES |
| 8 | 8 | 13C7-PFUdA | 1902340-06@20X SB-19-C3 15-20 0.2... | 2.54e3 | 6.9 | YES |

Dataset: Untitled

Last Altered: Wednesday, August 07, 2019 16:34:09 Pacific Daylight Time
Printed: Wednesday, August 07, 2019 16:34:24 Pacific Daylight Time

**Name: 190806M1_97, Date: 07-Aug-2019, Time: 03:27:56, ID: IPA, Description: IPA**

| | # | Name | ID | Area | %Rec | Area Out |
|---|---|---|---|---|---|---|
| 1 | 1 | 13C4-PFBA | IPA | | | NO |
| 2 | 2 | 13C5-PFHxA | IPA | | | NO |
| 3 | 3 | 18O2-PFHxS | IPA | | | NO |
| 4 | 4 | 13C8-PFOA | IPA | | | NO |
| 5 | 5 | 13C9-PFNA | IPA | | | NO |
| 6 | 6 | 13C4-PFOS | IPA | | | NO |
| 7 | 7 | 13C6-PFDA | IPA | | | NO |
| 8 | 8 | 13C7-PFUdA | IPA | | | NO |

**Name: 190806M1_98, Date: 07-Aug-2019, Time: 03:38:29, ID: IPA, Description: IPA**

| | # | Name | ID | Area | %Rec | Area Out |
|---|---|---|---|---|---|---|
| 1 | 1 | 13C4-PFBA | IPA | | | NO |
| 2 | 2 | 13C5-PFHxA | IPA | | | NO |
| 3 | 3 | 18O2-PFHxS | IPA | | | NO |
| 4 | 4 | 13C8-PFOA | IPA | | | NO |
| 5 | 5 | 13C9-PFNA | IPA | | | NO |
| 6 | 6 | 13C4-PFOS | IPA | | | NO |
| 7 | 7 | 13C6-PFDA | IPA | | | NO |
| 8 | 8 | 13C7-PFUdA | IPA | | | NO |

**Name: 190806M1_99, Date: 07-Aug-2019, Time: 03:49:07, ID: 1902340-09 SB-19-C1 10-15 0.23978, Description: SB-19-C1 10-15**

| | # | Name | ID | Area | %Rec | Area Out |
|---|---|---|---|---|---|---|
| 1 | 1 | 13C4-PFBA | 1902340-09 SB-19-C1 10-15 0.23978 | 1.45e4 | 99.1 | NO |
| 2 | 2 | 13C5-PFHxA | 1902340-09 SB-19-C1 10-15 0.23978 | 2.58e4 | 83.6 | NO |
| 3 | 3 | 18O2-PFHxS | 1902340-09 SB-19-C1 10-15 0.23978 | 1.74e3 | 87.8 | NO |
| 4 | 4 | 13C8-PFOA | 1902340-09 SB-19-C1 10-15 0.23978 | 1.92e4 | 51.7 | NO |
| 5 | 5 | 13C9-PFNA | 1902340-09 SB-19-C1 10-15 0.23978 | 1.93e4 | 69.0 | NO |
| 6 | 6 | 13C4-PFOS | 1902340-09 SB-19-C1 10-15 0.23978 | 1.57e3 | 32.0 | YES |
| 7 | 7 | 13C6-PFDA | 1902340-09 SB-19-C1 10-15 0.23978 | 3.95e4 | 114.0 | NO |
| 8 | 8 | 13C7-PFUdA | 1902340-09 SB-19-C1 10-15 0.23978 | 3.61e4 | 97.6 | NO |

**Name: 190806M1_100, Date: 07-Aug-2019, Time: 03:59:41, ID: IPA, Description: IPA**

| | # | Name | ID | Area | %Rec | Area Out |
|---|---|---|---|---|---|---|
| 1 | 1 | 13C4-PFBA | IPA | | | NO |
| 2 | 2 | 13C5-PFHxA | IPA | | | NO |
| 3 | 3 | 18O2-PFHxS | IPA | | | NO |
| 4 | 4 | 13C8-PFOA | IPA | | | NO |
| 5 | 5 | 13C9-PFNA | IPA | | | NO |
| 6 | 6 | 13C4-PFOS | IPA | | | NO |
| 7 | 7 | 13C6-PFDA | IPA | | | NO |
| 8 | 8 | 13C7-PFUdA | IPA | 5.81e0 | 0.0 | YES |

Dataset: Untitled

Last Altered: Wednesday, August 07, 2019 16:34:09 Pacific Daylight Time
Printed: Wednesday, August 07, 2019 16:34:24 Pacific Daylight Time

**Name: 190806M1_101, Date: 07-Aug-2019, Time: 04:10:19, ID: IPA, Description: IPA**

| | # | Name | ID | Area | %Rec | Area Out |
|---|---|---|---|---|---|---|
| 1 | 1 | 13C4-PFBA | IPA | | | NO |
| 2 | 2 | 13C5-PFHxA | IPA | | | NO |
| 3 | 3 | 18O2-PFHxS | IPA | | | NO |
| 4 | 4 | 13C8-PFOA | IPA | | | NO |
| 5 | 5 | 13C9-PFNA | IPA | | | NO |
| 6 | 6 | 13C4-PFOS | IPA | | | NO |
| 7 | 7 | 13C6-PFDA | IPA | | | NO |
| 8 | 8 | 13C7-PFUdA | IPA | | | NO |

**Name: 190806M1_102, Date: 07-Aug-2019, Time: 04:20:52, ID: 1902340-09@20X SB-19-C1 10-15 0.23978, Description: SB-19-C1 10-15**

| | # | Name | ID | Area | %Rec | Area Out |
|---|---|---|---|---|---|---|
| 1 | 1 | 13C4-PFBA | 1902340-09@20X SB-19-C1 10-15 0.2... | 1.02e3 | 7.0 | YES |
| 2 | 2 | 13C5-PFHxA | 1902340-09@20X SB-19-C1 10-15 0.2... | 2.21e3 | 7.2 | YES |
| 3 | 3 | 18O2-PFHxS | 1902340-09@20X SB-19-C1 10-15 0.2... | 1.37e2 | 6.9 | YES |
| 4 | 4 | 13C8-PFOA | 1902340-09@20X SB-19-C1 10-15 0.2... | 2.64e3 | 7.1 | YES |
| 5 | 5 | 13C9-PFNA | 1902340-09@20X SB-19-C1 10-15 0.2... | 2.19e3 | 7.8 | YES |
| 6 | 6 | 13C4-PFOS | 1902340-09@20X SB-19-C1 10-15 0.2... | 2.33e2 | 4.7 | YES |
| 7 | 7 | 13C6-PFDA | 1902340-09@20X SB-19-C1 10-15 0.2... | 3.60e3 | 10.4 | YES |
| 8 | 8 | 13C7-PFUdA | 1902340-09@20X SB-19-C1 10-15 0.2... | 3.33e3 | 9.0 | YES |

**Name: 190806M1_103, Date: 07-Aug-2019, Time: 04:31:31, ID: IPA, Description: IPA**

| | # | Name | ID | Area | %Rec | Area Out |
|---|---|---|---|---|---|---|
| 1 | 1 | 13C4-PFBA | IPA | | | NO |
| 2 | 2 | 13C5-PFHxA | IPA | | | NO |
| 3 | 3 | 18O2-PFHxS | IPA | | | NO |
| 4 | 4 | 13C8-PFOA | IPA | | | NO |
| 5 | 5 | 13C9-PFNA | IPA | | | NO |
| 6 | 6 | 13C4-PFOS | IPA | | | NO |
| 7 | 7 | 13C6-PFDA | IPA | | | NO |
| 8 | 8 | 13C7-PFUdA | IPA | | | NO |

**Name: 190806M1_104, Date: 07-Aug-2019, Time: 04:42:03, ID: IPA, Description: IPA**

| | # | Name | ID | Area | %Rec | Area Out |
|---|---|---|---|---|---|---|
| 1 | 1 | 13C4-PFBA | IPA | | | NO |
| 2 | 2 | 13C5-PFHxA | IPA | | | NO |
| 3 | 3 | 18O2-PFHxS | IPA | | | NO |
| 4 | 4 | 13C8-PFOA | IPA | | | NO |
| 5 | 5 | 13C9-PFNA | IPA | | | NO |
| 6 | 6 | 13C4-PFOS | IPA | | | NO |
| 7 | 7 | 13C6-PFDA | IPA | | | NO |
| 8 | 8 | 13C7-PFUdA | IPA | | | NO |

Dataset: Untitled

Last Altered: Wednesday, August 07, 2019 16:34:09 Pacific Daylight Time
Printed: Wednesday, August 07, 2019 16:34:24 Pacific Daylight Time

**Name: 190806M1_105, Date: 07-Aug-2019, Time: 04:52:42, ID: 1902340-10 SB-19-C2 10-15 0.2419, Description: SB-19-C2 10-15**

| | # | Name | ID | Area | %Rec | Area Out |
|---|---|---|---|---|---|---|
| 1 | 1 | 13C4-PFBA | 1902340-10 SB-19-C2 10-15 0.2419 | 1.20e4 | 82.3 | NO |
| 2 | 2 | 13C5-PFHxA | 1902340-10 SB-19-C2 10-15 0.2419 | 2.23e4 | 72.3 | NO |
| 3 | 3 | 18O2-PFHxS | 1902340-10 SB-19-C2 10-15 0.2419 | 1.45e3 | 73.2 | NO |
| 4 | 4 | 13C8-PFOA | 1902340-10 SB-19-C2 10-15 0.2419 | 1.73e4 | 46.7 | YES |
| 5 | 5 | 13C9-PFNA | 1902340-10 SB-19-C2 10-15 0.2419 | 1.77e4 | 63.3 | NO |
| 6 | 6 | 13C4-PFOS | 1902340-10 SB-19-C2 10-15 0.2419 | 1.02e3 | 20.9 | YES |
| 7 | 7 | 13C6-PFDA | 1902340-10 SB-19-C2 10-15 0.2419 | 3.42e4 | 98.6 | NO |
| 8 | 8 | 13C7-PFUdA | 1902340-10 SB-19-C2 10-15 0.2419 | 3.00e4 | 81.2 | NO |

**Name: 190806M1_106, Date: 07-Aug-2019, Time: 05:03:15, ID: IPA, Description: IPA**

| | # | Name | ID | Area | %Rec | Area Out |
|---|---|---|---|---|---|---|
| 1 | 1 | 13C4-PFBA | IPA | | | NO |
| 2 | 2 | 13C5-PFHxA | IPA | | | NO |
| 3 | 3 | 18O2-PFHxS | IPA | | | NO |
| 4 | 4 | 13C8-PFOA | IPA | | | NO |
| 5 | 5 | 13C9-PFNA | IPA | | | NO |
| 6 | 6 | 13C4-PFOS | IPA | | | NO |
| 7 | 7 | 13C6-PFDA | IPA | | | NO |
| 8 | 8 | 13C7-PFUdA | IPA | | | NO |

**Name: 190806M1_107, Date: 07-Aug-2019, Time: 05:13:45, ID: IPA, Description: IPA**

| | # | Name | ID | Area | %Rec | Area Out |
|---|---|---|---|---|---|---|
| 1 | 1 | 13C4-PFBA | IPA | | | NO |
| 2 | 2 | 13C5-PFHxA | IPA | | | NO |
| 3 | 3 | 18O2-PFHxS | IPA | | | NO |
| 4 | 4 | 13C8-PFOA | IPA | | | NO |
| 5 | 5 | 13C9-PFNA | IPA | | | NO |
| 6 | 6 | 13C4-PFOS | IPA | | | NO |
| 7 | 7 | 13C6-PFDA | IPA | | | NO |
| 8 | 8 | 13C7-PFUdA | IPA | | | NO |

**Name: 190806M1_108, Date: 07-Aug-2019, Time: 05:24:23, ID: 1902340-10@50X SB-19-C2 10-15 0.2419, Description: SB-19-C2 10-15**

| | # | Name | ID | Area | %Rec | Area Out |
|---|---|---|---|---|---|---|
| 1 | 1 | 13C4-PFBA | 1902340-10@50X SB-19-C2 10-15 0.2... | 1.41e2 | 1.0 | YES |
| 2 | 2 | 13C5-PFHxA | 1902340-10@50X SB-19-C2 10-15 0.2... | 4.36e2 | 1.4 | YES |
| 3 | 3 | 18O2-PFHxS | 1902340-10@50X SB-19-C2 10-15 0.2... | 1.65e1 | 0.8 | YES |
| 4 | 4 | 13C8-PFOA | 1902340-10@50X SB-19-C2 10-15 0.2... | 5.40e2 | 1.5 | YES |
| 5 | 5 | 13C9-PFNA | 1902340-10@50X SB-19-C2 10-15 0.2... | 3.65e2 | 1.3 | YES |
| 6 | 6 | 13C4-PFOS | 1902340-10@50X SB-19-C2 10-15 0.2... | 5.19e1 | 1.1 | YES |
| 7 | 7 | 13C6-PFDA | 1902340-10@50X SB-19-C2 10-15 0.2... | 5.65e2 | 1.6 | YES |
| 8 | 8 | 13C7-PFUdA | 1902340-10@50X SB-19-C2 10-15 0.2... | 5.39e2 | 1.5 | YES |

Dataset: Untitled

Last Altered: Wednesday, August 07, 2019 16:34:09 Pacific Daylight Time
Printed: Wednesday, August 07, 2019 16:34:24 Pacific Daylight Time

**Name: 190806M1_109, Date: 07-Aug-2019, Time: 05:34:56, ID: IPA, Description: IPA**

| | # | Name | ID | Area | %Rec | Area Out |
|---|---|---|---|---|---|---|
| 1 | 1 | 13C4-PFBA | IPA | | | NO |
| 2 | 2 | 13C5-PFHxA | IPA | | | NO |
| 3 | 3 | 18O2-PFHxS | IPA | | | NO |
| 4 | 4 | 13C8-PFOA | IPA | | | NO |
| 5 | 5 | 13C9-PFNA | IPA | | | NO |
| 6 | 6 | 13C4-PFOS | IPA | | | NO |
| 7 | 7 | 13C6-PFDA | IPA | | | NO |
| 8 | 8 | 13C7-PFUdA | IPA | | | NO |

**Name: 190806M1_110, Date: 07-Aug-2019, Time: 05:45:35, ID: IPA, Description: IPA**

| | # | Name | ID | Area | %Rec | Area Out |
|---|---|---|---|---|---|---|
| 1 | 1 | 13C4-PFBA | IPA | | | NO |
| 2 | 2 | 13C5-PFHxA | IPA | | | NO |
| 3 | 3 | 18O2-PFHxS | IPA | | | NO |
| 4 | 4 | 13C8-PFOA | IPA | | | NO |
| 5 | 5 | 13C9-PFNA | IPA | | | NO |
| 6 | 6 | 13C4-PFOS | IPA | | | NO |
| 7 | 7 | 13C6-PFDA | IPA | | | NO |
| 8 | 8 | 13C7-PFUdA | IPA | | | NO |

**Name: 190806M1_111, Date: 07-Aug-2019, Time: 05:56:08, ID: 1902340-11 SB-19-C3 10-15 0.24555, Description: SB-19-C3 10-15**

| | # | Name | ID | Area | %Rec | Area Out |
|---|---|---|---|---|---|---|
| 1 | 1 | 13C4-PFBA | 1902340-11 SB-19-C3 10-15 0.24555 | 1.54e4 | 105.7 | NO |
| 2 | 2 | 13C5-PFHxA | 1902340-11 SB-19-C3 10-15 0.24555 | 2.85e4 | 92.6 | NO |
| 3 | 3 | 18O2-PFHxS | 1902340-11 SB-19-C3 10-15 0.24555 | 2.00e3 | 101.1 | NO |
| 4 | 4 | 13C8-PFOA | 1902340-11 SB-19-C3 10-15 0.24555 | 1.18e4 | 31.8 | YES |
| 5 | 5 | 13C9-PFNA | 1902340-11 SB-19-C3 10-15 0.24555 | 1.19e4 | 42.7 | YES |
| 6 | 6 | 13C4-PFOS | 1902340-11 SB-19-C3 10-15 0.24555 | 4.13e2 | 8.4 | YES |
| 7 | 7 | 13C6-PFDA | 1902340-11 SB-19-C3 10-15 0.24555 | 3.61e4 | 104.2 | NO |
| 8 | 8 | 13C7-PFUdA | 1902340-11 SB-19-C3 10-15 0.24555 | 3.76e4 | 101.6 | NO |

**Name: 190806M1_112, Date: 07-Aug-2019, Time: 06:06:46, ID: IPA, Description: IPA**

| | # | Name | ID | Area | %Rec | Area Out |
|---|---|---|---|---|---|---|
| 1 | 1 | 13C4-PFBA | IPA | | | NO |
| 2 | 2 | 13C5-PFHxA | IPA | | | NO |
| 3 | 3 | 18O2-PFHxS | IPA | | | NO |
| 4 | 4 | 13C8-PFOA | IPA | | | NO |
| 5 | 5 | 13C9-PFNA | IPA | | | NO |
| 6 | 6 | 13C4-PFOS | IPA | | | NO |
| 7 | 7 | 13C6-PFDA | IPA | | | NO |
| 8 | 8 | 13C7-PFUdA | IPA | | | NO |

Dataset: Untitled

Last Altered: Wednesday, August 07, 2019 16:34:09 Pacific Daylight Time
Printed: Wednesday, August 07, 2019 16:34:24 Pacific Daylight Time

**Name: 190806M1_113, Date: 07-Aug-2019, Time: 06:17:24, ID: IPA, Description: IPA**

| | # | Name | ID | Area | %Rec | Area Out |
|---|---|---|---|---|---|---|
| 1 | 1 | 13C4-PFBA | IPA | | | NO |
| 2 | 2 | 13C5-PFHxA | IPA | | | NO |
| 3 | 3 | 18O2-PFHxS | IPA | | | NO |
| 4 | 4 | 13C8-PFOA | IPA | | | NO |
| 5 | 5 | 13C9-PFNA | IPA | | | NO |
| 6 | 6 | 13C4-PFOS | IPA | | | NO |
| 7 | 7 | 13C6-PFDA | IPA | | | NO |
| 8 | 8 | 13C7-PFUdA | IPA | | | NO |

**Name: 190806M1_114, Date: 07-Aug-2019, Time: 06:27:57, ID: IPA, Description: IPA**

| | # | Name | ID | Area | %Rec | Area Out |
|---|---|---|---|---|---|---|
| 1 | 1 | 13C4-PFBA | IPA | | | NO |
| 2 | 2 | 13C5-PFHxA | IPA | | | NO |
| 3 | 3 | 18O2-PFHxS | IPA | | | NO |
| 4 | 4 | 13C8-PFOA | IPA | | | NO |
| 5 | 5 | 13C9-PFNA | IPA | | | NO |
| 6 | 6 | 13C4-PFOS | IPA | | | NO |
| 7 | 7 | 13C6-PFDA | IPA | | | NO |
| 8 | 8 | 13C7-PFUdA | IPA | | | NO |

**Name: 190806M1_115, Date: 07-Aug-2019, Time: 06:38:35, ID: IPA, Description: IPA**

| | # | Name | ID | Area | %Rec | Area Out |
|---|---|---|---|---|---|---|
| 1 | 1 | 13C4-PFBA | IPA | | | NO |
| 2 | 2 | 13C5-PFHxA | IPA | | | NO |
| 3 | 3 | 18O2-PFHxS | IPA | | | NO |
| 4 | 4 | 13C8-PFOA | IPA | | | NO |
| 5 | 5 | 13C9-PFNA | IPA | | | NO |
| 6 | 6 | 13C4-PFOS | IPA | | | NO |
| 7 | 7 | 13C6-PFDA | IPA | | | NO |
| 8 | 8 | 13C7-PFUdA | IPA | | | NO |

**Name: 190806M1_116, Date: 07-Aug-2019, Time: 06:49:08, ID: IPA, Description: IPA**

| | # | Name | ID | Area | %Rec | Area Out |
|---|---|---|---|---|---|---|
| 1 | 1 | 13C4-PFBA | IPA | | | NO |
| 2 | 2 | 13C5-PFHxA | IPA | | | NO |
| 3 | 3 | 18O2-PFHxS | IPA | | | NO |
| 4 | 4 | 13C8-PFOA | IPA | | | NO |
| 5 | 5 | 13C9-PFNA | IPA | | | NO |
| 6 | 6 | 13C4-PFOS | IPA | | | NO |
| 7 | 7 | 13C6-PFDA | IPA | | | NO |
| 8 | 8 | 13C7-PFUdA | IPA | | | NO |

Dataset: Untitled

Last Altered: Wednesday, August 07, 2019 16:34:09 Pacific Daylight Time
Printed: Wednesday, August 07, 2019 16:34:24 Pacific Daylight Time

**Name: 190806M1_117, Date: 07-Aug-2019, Time: 06:59:46, ID: IPA, Description: IPA**

| | # | Name | ID | Area | %Rec | Area Out |
|---|---|---|---|---|---|---|
| 1 | 1 | 13C4-PFBA | IPA | | | NO |
| 2 | 2 | 13C5-PFHxA | IPA | | | NO |
| 3 | 3 | 18O2-PFHxS | IPA | | | NO |
| 4 | 4 | 13C8-PFOA | IPA | | | NO |
| 5 | 5 | 13C9-PFNA | IPA | | | NO |
| 6 | 6 | 13C4-PFOS | IPA | | | NO |
| 7 | 7 | 13C6-PFDA | IPA | | | NO |
| 8 | 8 | 13C7-PFUdA | IPA | | | NO |

**Name: 190806M1_118, Date: 07-Aug-2019, Time: 07:10:19, ID: 1902340-11@5X SB-19-C3 10-15 0.24555, Description: SB-19-C3 10-15**

| | # | Name | ID | Area | %Rec | Area Out |
|---|---|---|---|---|---|---|
| 1 | 1 | 13C4-PFBA | 1902340-11@5X SB-19-C3 10-15 0.245... | 3.27e3 | 22.4 | YES |
| 2 | 2 | 13C5-PFHxA | 1902340-11@5X SB-19-C3 10-15 0.245... | 6.05e3 | 19.6 | YES |
| 3 | 3 | 18O2-PFHxS | 1902340-11@5X SB-19-C3 10-15 0.245... | 3.66e2 | 18.4 | YES |
| 4 | 4 | 13C8-PFOA | 1902340-11@5X SB-19-C3 10-15 0.245... | 4.57e3 | 12.3 | YES |
| 5 | 5 | 13C9-PFNA | 1902340-11@5X SB-19-C3 10-15 0.245... | 3.97e3 | 14.2 | YES |
| 6 | 6 | 13C4-PFOS | 1902340-11@5X SB-19-C3 10-15 0.245... | 1.43e2 | 2.9 | YES |
| 7 | 7 | 13C6-PFDA | 1902340-11@5X SB-19-C3 10-15 0.245... | 8.00e3 | 23.1 | YES |
| 8 | 8 | 13C7-PFUdA | 1902340-11@5X SB-19-C3 10-15 0.245... | 8.02e3 | 21.7 | YES |

**Name: 190806M1_119, Date: 07-Aug-2019, Time: 07:20:58, ID: IPA, Description: IPA**

| | # | Name | ID | Area | %Rec | Area Out |
|---|---|---|---|---|---|---|
| 1 | 1 | 13C4-PFBA | IPA | | | NO |
| 2 | 2 | 13C5-PFHxA | IPA | | | NO |
| 3 | 3 | 18O2-PFHxS | IPA | | | NO |
| 4 | 4 | 13C8-PFOA | IPA | | | NO |
| 5 | 5 | 13C9-PFNA | IPA | | | NO |
| 6 | 6 | 13C4-PFOS | IPA | | | NO |
| 7 | 7 | 13C6-PFDA | IPA | | | NO |
| 8 | 8 | 13C7-PFUdA | IPA | | | NO |

**Name: 190806M1_120, Date: 07-Aug-2019, Time: 07:31:31, ID: IPA, Description: IPA**

| | # | Name | ID | Area | %Rec | Area Out |
|---|---|---|---|---|---|---|
| 1 | 1 | 13C4-PFBA | IPA | | | NO |
| 2 | 2 | 13C5-PFHxA | IPA | | | NO |
| 3 | 3 | 18O2-PFHxS | IPA | | | NO |
| 4 | 4 | 13C8-PFOA | IPA | | | NO |
| 5 | 5 | 13C9-PFNA | IPA | | | NO |
| 6 | 6 | 13C4-PFOS | IPA | | | NO |
| 7 | 7 | 13C6-PFDA | IPA | | | NO |
| 8 | 8 | 13C7-PFUdA | IPA | | | NO |

Dataset: Untitled

Last Altered: Wednesday, August 07, 2019 16:34:09 Pacific Daylight Time
Printed: Wednesday, August 07, 2019 16:34:24 Pacific Daylight Time

**Name: 190806M1_121, Date: 07-Aug-2019, Time: 07:42:09, ID: IPA, Description: IPA**

| | # | Name | ID | Area | %Rec | Area Out |
|---|---|---|---|---|---|---|
| 1 | 1 | 13C4-PFBA | IPA | | | NO |
| 2 | 2 | 13C5-PFHxA | IPA | 5.63e0 | 0.0 | YES |
| 3 | 3 | 18O2-PFHxS | IPA | | | NO |
| 4 | 4 | 13C8-PFOA | IPA | | | NO |
| 5 | 5 | 13C9-PFNA | IPA | | | NO |
| 6 | 6 | 13C4-PFOS | IPA | | | NO |
| 7 | 7 | 13C6-PFDA | IPA | | | NO |
| 8 | 8 | 13C7-PFUdA | IPA | | | NO |

**Name: 190806M1_122, Date: 07-Aug-2019, Time: 07:52:43, ID: IPA, Description: IPA**

| | # | Name | ID | Area | %Rec | Area Out |
|---|---|---|---|---|---|---|
| 1 | 1 | 13C4-PFBA | IPA | | | NO |
| 2 | 2 | 13C5-PFHxA | IPA | | | NO |
| 3 | 3 | 18O2-PFHxS | IPA | | | NO |
| 4 | 4 | 13C8-PFOA | IPA | | | NO |
| 5 | 5 | 13C9-PFNA | IPA | | | NO |
| 6 | 6 | 13C4-PFOS | IPA | | | NO |
| 7 | 7 | 13C6-PFDA | IPA | | | NO |
| 8 | 8 | 13C7-PFUdA | IPA | | | NO |

**Name: 190806M1_123, Date: 07-Aug-2019, Time: 08:03:22, ID: IPA, Description: IPA**

| | # | Name | ID | Area | %Rec | Area Out |
|---|---|---|---|---|---|---|
| 1 | 1 | 13C4-PFBA | IPA | | | NO |
| 2 | 2 | 13C5-PFHxA | IPA | | | NO |
| 3 | 3 | 18O2-PFHxS | IPA | | | NO |
| 4 | 4 | 13C8-PFOA | IPA | | | NO |
| 5 | 5 | 13C9-PFNA | IPA | | | NO |
| 6 | 6 | 13C4-PFOS | IPA | | | NO |
| 7 | 7 | 13C6-PFDA | IPA | | | NO |
| 8 | 8 | 13C7-PFUdA | IPA | | | NO |

**Name: 190806M1_124, Date: 07-Aug-2019, Time: 08:14:00, ID: IPA, Description: IPA**

| | # | Name | ID | Area | %Rec | Area Out |
|---|---|---|---|---|---|---|
| 1 | 1 | 13C4-PFBA | IPA | | | NO |
| 2 | 2 | 13C5-PFHxA | IPA | | | NO |
| 3 | 3 | 18O2-PFHxS | IPA | | | NO |
| 4 | 4 | 13C8-PFOA | IPA | | | NO |
| 5 | 5 | 13C9-PFNA | IPA | | | NO |
| 6 | 6 | 13C4-PFOS | IPA | | | NO |
| 7 | 7 | 13C6-PFDA | IPA | | | NO |
| 8 | 8 | 13C7-PFUdA | IPA | | | NO |

Dataset: Untitled

Last Altered: Wednesday, August 07, 2019 16:34:09 Pacific Daylight Time
Printed: Wednesday, August 07, 2019 16:34:24 Pacific Daylight Time

**Name: 190806M1_125, Date: 07-Aug-2019, Time: 08:24:33, ID: 1902340-11@1000X SB-19-C3 10-15 0.24555, Description: SB-19-C3 10-15**

| | # | Name | ID | Area | %Rec | Area Out |
|---|---|---|---|---|---|---|
| 1 | 1 | 13C4-PFBA | 1902340-11@1000X SB-19-C3 10-15 0.... | | | NO |
| 2 | 2 | 13C5-PFHxA | 1902340-11@1000X SB-19-C3 10-15 0.... | 2.57e1 | 0.1 | YES |
| 3 | 3 | 18O2-PFHxS | 1902340-11@1000X SB-19-C3 10-15 0.... | | | NO |
| 4 | 4 | 13C8-PFOA | 1902340-11@1000X SB-19-C3 10-15 0.... | 1.14e1 | 0.0 | YES |
| 5 | 5 | 13C9-PFNA | 1902340-11@1000X SB-19-C3 10-15 0.... | 1.69e1 | 0.1 | YES |
| 6 | 6 | 13C4-PFOS | 1902340-11@1000X SB-19-C3 10-15 0.... | | | NO |
| 7 | 7 | 13C6-PFDA | 1902340-11@1000X SB-19-C3 10-15 0.... | 2.74e1 | 0.1 | YES |
| 8 | 8 | 13C7-PFUdA | 1902340-11@1000X SB-19-C3 10-15 0.... | 2.71e1 | 0.1 | YES |

**Name: 190806M1_126, Date: 07-Aug-2019, Time: 08:35:11, ID: IPA, Description: IPA**

| | # | Name | ID | Area | %Rec | Area Out |
|---|---|---|---|---|---|---|
| 1 | 1 | 13C4-PFBA | IPA | | | NO |
| 2 | 2 | 13C5-PFHxA | IPA | | | NO |
| 3 | 3 | 18O2-PFHxS | IPA | | | NO |
| 4 | 4 | 13C8-PFOA | IPA | | | NO |
| 5 | 5 | 13C9-PFNA | IPA | | | NO |
| 6 | 6 | 13C4-PFOS | IPA | | | NO |
| 7 | 7 | 13C6-PFDA | IPA | | | NO |
| 8 | 8 | 13C7-PFUdA | IPA | | | NO |

**Name: 190806M1_127, Date: 07-Aug-2019, Time: 08:45:45, ID: IPA, Description: IPA**

| | # | Name | ID | Area | %Rec | Area Out |
|---|---|---|---|---|---|---|
| 1 | 1 | 13C4-PFBA | IPA | | | NO |
| 2 | 2 | 13C5-PFHxA | IPA | | | NO |
| 3 | 3 | 18O2-PFHxS | IPA | | | NO |
| 4 | 4 | 13C8-PFOA | IPA | | | NO |
| 5 | 5 | 13C9-PFNA | IPA | | | NO |
| 6 | 6 | 13C4-PFOS | IPA | | | NO |
| 7 | 7 | 13C6-PFDA | IPA | | | NO |
| 8 | 8 | 13C7-PFUdA | IPA | | | NO |

**Name: 190806M1_128, Date: 07-Aug-2019, Time: 08:56:23, ID: 1902340-12 SB-19-C4 10-15 0.24794, Description: SB-19-C4 10-15**

| | # | Name | ID | Area | %Rec | Area Out |
|---|---|---|---|---|---|---|
| 1 | 1 | 13C4-PFBA | 1902340-12 SB-19-C4 10-15 0.24794 | 1.46e4 | 99.7 | NO |
| 2 | 2 | 13C5-PFHxA | 1902340-12 SB-19-C4 10-15 0.24794 | 2.83e4 | 91.8 | NO |
| 3 | 3 | 18O2-PFHxS | 1902340-12 SB-19-C4 10-15 0.24794 | 1.95e3 | 98.5 | NO |
| 4 | 4 | 13C8-PFOA | 1902340-12 SB-19-C4 10-15 0.24794 | 1.05e4 | 28.2 | YES |
| 5 | 5 | 13C9-PFNA | 1902340-12 SB-19-C4 10-15 0.24794 | 1.48e4 | 53.1 | NO |
| 6 | 6 | 13C4-PFOS | 1902340-12 SB-19-C4 10-15 0.24794 | 6.51e2 | 13.3 | YES |
| 7 | 7 | 13C6-PFDA | 1902340-12 SB-19-C4 10-15 0.24794 | 4.16e4 | 120.1 | NO |
| 8 | 8 | 13C7-PFUdA | 1902340-12 SB-19-C4 10-15 0.24794 | 3.89e4 | 105.2 | NO |

Dataset: Untitled

Last Altered: Wednesday, August 07, 2019 16:34:09 Pacific Daylight Time
Printed: Wednesday, August 07, 2019 16:34:24 Pacific Daylight Time

**Name: 190806M1_129, Date: 07-Aug-2019, Time: 09:07:02, ID: IPA, Description: IPA**

| | # | Name | ID | Area | %Rec | Area Out |
|---|---|---|---|---|---|---|
| 1 | 1 | 13C4-PFBA | IPA | | | NO |
| 2 | 2 | 13C5-PFHxA | IPA | | | NO |
| 3 | 3 | 18O2-PFHxS | IPA | | | NO |
| 4 | 4 | 13C8-PFOA | IPA | | | NO |
| 5 | 5 | 13C9-PFNA | IPA | | | NO |
| 6 | 6 | 13C4-PFOS | IPA | | | NO |
| 7 | 7 | 13C6-PFDA | IPA | | | NO |
| 8 | 8 | 13C7-PFUdA | IPA | | | NO |

**Name: 190806M1_130, Date: 07-Aug-2019, Time: 09:17:35, ID: IPA, Description: IPA**

| | # | Name | ID | Area | %Rec | Area Out |
|---|---|---|---|---|---|---|
| 1 | 1 | 13C4-PFBA | IPA | | | NO |
| 2 | 2 | 13C5-PFHxA | IPA | | | NO |
| 3 | 3 | 18O2-PFHxS | IPA | | | NO |
| 4 | 4 | 13C8-PFOA | IPA | | | NO |
| 5 | 5 | 13C9-PFNA | IPA | | | NO |
| 6 | 6 | 13C4-PFOS | IPA | | | NO |
| 7 | 7 | 13C6-PFDA | IPA | | | NO |
| 8 | 8 | 13C7-PFUdA | IPA | | | NO |

**Name: 190806M1_131, Date: 07-Aug-2019, Time: 09:29:34, ID: IPA, Description: IPA**

| | # | Name | ID | Area | %Rec | Area Out |
|---|---|---|---|---|---|---|
| 1 | 1 | 13C4-PFBA | IPA | | | NO |
| 2 | 2 | 13C5-PFHxA | IPA | | | NO |
| 3 | 3 | 18O2-PFHxS | IPA | | | NO |
| 4 | 4 | 13C8-PFOA | IPA | | | NO |
| 5 | 5 | 13C9-PFNA | IPA | | | NO |
| 6 | 6 | 13C4-PFOS | IPA | | | NO |
| 7 | 7 | 13C6-PFDA | IPA | | | NO |
| 8 | 8 | 13C7-PFUdA | IPA | | | NO |

**Name: 190806M1_132, Date: 07-Aug-2019, Time: 09:40:15, ID: IPA, Description: IPA**

| | # | Name | ID | Area | %Rec | Area Out |
|---|---|---|---|---|---|---|
| 1 | 1 | 13C4-PFBA | IPA | | | NO |
| 2 | 2 | 13C5-PFHxA | IPA | | | NO |
| 3 | 3 | 18O2-PFHxS | IPA | | | NO |
| 4 | 4 | 13C8-PFOA | IPA | | | NO |
| 5 | 5 | 13C9-PFNA | IPA | | | NO |
| 6 | 6 | 13C4-PFOS | IPA | | | NO |
| 7 | 7 | 13C6-PFDA | IPA | | | NO |
| 8 | 8 | 13C7-PFUdA | IPA | | | NO |

Dataset: Untitled

Last Altered: Wednesday, August 07, 2019 16:34:09 Pacific Daylight Time
Printed: Wednesday, August 07, 2019 16:34:24 Pacific Daylight Time

**Name: 190806M1_133, Date: 07-Aug-2019, Time: 09:51:21, ID: 1902340-12@50X SB-19-C4 10-15 0.24794, Description: SB-19-C4 10-15**

| | # | Name | ID | Area | %Rec | Area Out |
|---|---|---|---|---|---|---|
| 1 | 1 | 13C4-PFBA | 1902340-12@50X SB-19-C4 10-15 0.2... | 1.75e2 | 1.2 | YES |
| 2 | 2 | 13C5-PFHxA | 1902340-12@50X SB-19-C4 10-15 0.2... | 4.95e2 | 1.6 | YES |
| 3 | 3 | 18O2-PFHxS | 1902340-12@50X SB-19-C4 10-15 0.2... | 2.74e1 | 1.4 | YES |
| 4 | 4 | 13C8-PFOA | 1902340-12@50X SB-19-C4 10-15 0.2... | 5.64e2 | 1.5 | YES |
| 5 | 5 | 13C9-PFNA | 1902340-12@50X SB-19-C4 10-15 0.2... | 4.10e2 | 1.5 | YES |
| 6 | 6 | 13C4-PFOS | 1902340-12@50X SB-19-C4 10-15 0.2... | 4.70e1 | 1.0 | YES |
| 7 | 7 | 13C6-PFDA | 1902340-12@50X SB-19-C4 10-15 0.2... | 7.62e2 | 2.2 | YES |
| 8 | 8 | 13C7-PFUdA | 1902340-12@50X SB-19-C4 10-15 0.2... | 6.94e2 | 1.9 | YES |

**Name: 190806M1_134, Date: 07-Aug-2019, Time: 10:01:57, ID: IPA, Description: IPA**

| | # | Name | ID | Area | %Rec | Area Out |
|---|---|---|---|---|---|---|
| 1 | 1 | 13C4-PFBA | IPA | | | NO |
| 2 | 2 | 13C5-PFHxA | IPA | | | NO |
| 3 | 3 | 18O2-PFHxS | IPA | | | NO |
| 4 | 4 | 13C8-PFOA | IPA | | | NO |
| 5 | 5 | 13C9-PFNA | IPA | | | NO |
| 6 | 6 | 13C4-PFOS | IPA | | | NO |
| 7 | 7 | 13C6-PFDA | IPA | | | NO |
| 8 | 8 | 13C7-PFUdA | IPA | | | NO |

**Name: 190806M1_135, Date: 07-Aug-2019, Time: 10:12:33, ID: IPA, Description: IPA**

| | # | Name | ID | Area | %Rec | Area Out |
|---|---|---|---|---|---|---|
| 1 | 1 | 13C4-PFBA | IPA | | | NO |
| 2 | 2 | 13C5-PFHxA | IPA | | | NO |
| 3 | 3 | 18O2-PFHxS | IPA | | | NO |
| 4 | 4 | 13C8-PFOA | IPA | | | NO |
| 5 | 5 | 13C9-PFNA | IPA | | | NO |
| 6 | 6 | 13C4-PFOS | IPA | | | NO |
| 7 | 7 | 13C6-PFDA | IPA | | | NO |
| 8 | 8 | 13C7-PFUdA | IPA | | | NO |

**Name: 190806M1_136, Date: 07-Aug-2019, Time: 10:23:12, ID: ST190806M1-15 PFC CS3 19G2306, Description: PFC CS3 19G2306**

| | # | Name | ID | Area | %Rec | Area Out |
|---|---|---|---|---|---|---|
| 1 | 1 | 13C4-PFBA | ST190806M1-15 PFC CS3 19G2306 | 1.24e4 | 84.7 | NO |
| 2 | 2 | 13C5-PFHxA | ST190806M1-15 PFC CS3 19G2306 | 3.17e4 | 103.1 | NO |
| 3 | 3 | 18O2-PFHxS | ST190806M1-15 PFC CS3 19G2306 | 1.97e3 | 99.2 | NO |
| 4 | 4 | 13C8-PFOA | ST190806M1-15 PFC CS3 19G2306 | 3.66e4 | 98.7 | NO |
| 5 | 5 | 13C9-PFNA | ST190806M1-15 PFC CS3 19G2306 | 2.78e4 | 99.3 | NO |
| 6 | 6 | 13C4-PFOS | ST190806M1-15 PFC CS3 19G2306 | 4.83e3 | 98.4 | NO |
| 7 | 7 | 13C6-PFDA | ST190806M1-15 PFC CS3 19G2306 | 3.52e4 | 101.6 | NO |
| 8 | 8 | 13C7-PFUdA | ST190806M1-15 PFC CS3 19G2306 | 3.81e4 | 103.0 | NO |

Dataset: Untitled

Last Altered: Wednesday, August 07, 2019 16:34:09 Pacific Daylight Time
Printed: Wednesday, August 07, 2019 16:34:24 Pacific Daylight Time

**Name: 190806M1_137, Date: 07-Aug-2019, Time: 10:33:50, ID: IPA, Description: IPA**

| | # | Name | ID | Area | %Rec | Area Out |
|---|---|---|---|---|---|---|
| 1 | 1 | 13C4-PFBA | IPA | | | NO |
| 2 | 2 | 13C5-PFHxA | IPA | | | NO |
| 3 | 3 | 18O2-PFHxS | IPA | | | NO |
| 4 | 4 | 13C8-PFOA | IPA | | | NO |
| 5 | 5 | 13C9-PFNA | IPA | | | NO |
| 6 | 6 | 13C4-PFOS | IPA | | | NO |
| 7 | 7 | 13C6-PFDA | IPA | | | NO |
| 8 | 8 | 13C7-PFUdA | IPA | | | NO |

**Name: 190806M1_138, Date: 07-Aug-2019, Time: 10:44:29, ID: 1902340-13 SB-19-C4 10-15 DUP 0.24565, Description: SB-19-C4 10-15 DUP**

| | # | Name | ID | Area | %Rec | Area Out |
|---|---|---|---|---|---|---|
| 1 | 1 | 13C4-PFBA | 1902340-13 SB-19-C4 10-15 DUP 0.24... | 1.40e4 | 95.6 | NO |
| 2 | 2 | 13C5-PFHxA | 1902340-13 SB-19-C4 10-15 DUP 0.24... | 2.69e4 | 87.3 | NO |
| 3 | 3 | 18O2-PFHxS | 1902340-13 SB-19-C4 10-15 DUP 0.24... | 1.74e3 | 87.9 | NO |
| 4 | 4 | 13C8-PFOA | 1902340-13 SB-19-C4 10-15 DUP 0.24... | 1.06e4 | 28.7 | YES |
| 5 | 5 | 13C9-PFNA | 1902340-13 SB-19-C4 10-15 DUP 0.24... | 1.53e4 | 54.8 | NO |
| 6 | 6 | 13C4-PFOS | 1902340-13 SB-19-C4 10-15 DUP 0.24... | 7.34e2 | 14.9 | YES |
| 7 | 7 | 13C6-PFDA | 1902340-13 SB-19-C4 10-15 DUP 0.24... | 3.99e4 | 115.1 | NO |
| 8 | 8 | 13C7-PFUdA | 1902340-13 SB-19-C4 10-15 DUP 0.24... | 3.68e4 | 99.4 | NO |

**Name: 190806M1_139, Date: 07-Aug-2019, Time: 10:55:01, ID: IPA, Description: IPA**

| | # | Name | ID | Area | %Rec | Area Out |
|---|---|---|---|---|---|---|
| 1 | 1 | 13C4-PFBA | IPA | | | NO |
| 2 | 2 | 13C5-PFHxA | IPA | | | NO |
| 3 | 3 | 18O2-PFHxS | IPA | | | NO |
| 4 | 4 | 13C8-PFOA | IPA | | | NO |
| 5 | 5 | 13C9-PFNA | IPA | | | NO |
| 6 | 6 | 13C4-PFOS | IPA | | | NO |
| 7 | 7 | 13C6-PFDA | IPA | | | NO |
| 8 | 8 | 13C7-PFUdA | IPA | | | NO |

**Name: 190806M1_140, Date: 07-Aug-2019, Time: 11:05:40, ID: IPA, Description: IPA**

| | # | Name | ID | Area | %Rec | Area Out |
|---|---|---|---|---|---|---|
| 1 | 1 | 13C4-PFBA | IPA | | | NO |
| 2 | 2 | 13C5-PFHxA | IPA | | | NO |
| 3 | 3 | 18O2-PFHxS | IPA | | | NO |
| 4 | 4 | 13C8-PFOA | IPA | | | NO |
| 5 | 5 | 13C9-PFNA | IPA | | | NO |
| 6 | 6 | 13C4-PFOS | IPA | | | NO |
| 7 | 7 | 13C6-PFDA | IPA | | | NO |
| 8 | 8 | 13C7-PFUdA | IPA | | | NO |

Dataset: Untitled

Last Altered: Wednesday, August 07, 2019 16:34:09 Pacific Daylight Time
Printed: Wednesday, August 07, 2019 16:34:24 Pacific Daylight Time

**Name: 190806M1_141, Date: 07-Aug-2019, Time: 11:16:18, ID: IPA, Description: IPA**

| | # | Name | ID | Area | %Rec | Area Out |
|---|---|---|---|---|---|---|
| 1 | 1 | 13C4-PFBA | IPA | | | NO |
| 2 | 2 | 13C5-PFHxA | IPA | | | NO |
| 3 | 3 | 18O2-PFHxS | IPA | | | NO |
| 4 | 4 | 13C8-PFOA | IPA | | | NO |
| 5 | 5 | 13C9-PFNA | IPA | | | NO |
| 6 | 6 | 13C4-PFOS | IPA | | | NO |
| 7 | 7 | 13C6-PFDA | IPA | | | NO |
| 8 | 8 | 13C7-PFUdA | IPA | | | NO |

**Name: 190806M1_142, Date: 07-Aug-2019, Time: 11:26:57, ID: 1902340-13@70X SB-19-C4 10-15 DUP 0.24565, Description: SB-19-C4 10-15 DUP**

| | # | Name | ID | Area | %Rec | Area Out |
|---|---|---|---|---|---|---|
| 1 | 1 | 13C4-PFBA | 1902340-13@70X SB-19-C4 10-15 DU... | 1.16e2 | 0.8 | YES |
| 2 | 2 | 13C5-PFHxA | 1902340-13@70X SB-19-C4 10-15 DU... | 3.63e2 | 1.2 | YES |
| 3 | 3 | 18O2-PFHxS | 1902340-13@70X SB-19-C4 10-15 DU... | 2.13e1 | 1.1 | YES |
| 4 | 4 | 13C8-PFOA | 1902340-13@70X SB-19-C4 10-15 DU... | 4.12e2 | 1.1 | YES |
| 5 | 5 | 13C9-PFNA | 1902340-13@70X SB-19-C4 10-15 DU... | 3.05e2 | 1.1 | YES |
| 6 | 6 | 13C4-PFOS | 1902340-13@70X SB-19-C4 10-15 DU... | 4.55e1 | 0.9 | YES |
| 7 | 7 | 13C6-PFDA | 1902340-13@70X SB-19-C4 10-15 DU... | 4.76e2 | 1.4 | YES |
| 8 | 8 | 13C7-PFUdA | 1902340-13@70X SB-19-C4 10-15 DU... | 5.01e2 | 1.4 | YES |

**Name: 190806M1_143, Date: 07-Aug-2019, Time: 11:37:35, ID: IPA, Description: IPA**

| | # | Name | ID | Area | %Rec | Area Out |
|---|---|---|---|---|---|---|
| 1 | 1 | 13C4-PFBA | IPA | | | NO |
| 2 | 2 | 13C5-PFHxA | IPA | | | NO |
| 3 | 3 | 18O2-PFHxS | IPA | | | NO |
| 4 | 4 | 13C8-PFOA | IPA | | | NO |
| 5 | 5 | 13C9-PFNA | IPA | | | NO |
| 6 | 6 | 13C4-PFOS | IPA | | | NO |
| 7 | 7 | 13C6-PFDA | IPA | | | NO |
| 8 | 8 | 13C7-PFUdA | IPA | | | NO |

**Name: 190806M1_144, Date: 07-Aug-2019, Time: 11:48:16, ID: IPA, Description: IPA**

| | # | Name | ID | Area | %Rec | Area Out |
|---|---|---|---|---|---|---|
| 1 | 1 | 13C4-PFBA | IPA | | | NO |
| 2 | 2 | 13C5-PFHxA | IPA | | | NO |
| 3 | 3 | 18O2-PFHxS | IPA | | | NO |
| 4 | 4 | 13C8-PFOA | IPA | | | NO |
| 5 | 5 | 13C9-PFNA | IPA | | | NO |
| 6 | 6 | 13C4-PFOS | IPA | | | NO |
| 7 | 7 | 13C6-PFDA | IPA | | | NO |
| 8 | 8 | 13C7-PFUdA | IPA | | | NO |

Dataset: Untitled

Last Altered: Wednesday, August 07, 2019 16:34:09 Pacific Daylight Time
Printed: Wednesday, August 07, 2019 16:34:24 Pacific Daylight Time

**Name: 190806M1_145, Date: 07-Aug-2019, Time: 11:58:58, ID: 1902340-14 SB-19-C4 5-10 0.24089, Description: SB-19-C4 5-10**

| | # | Name | ID | Area | %Rec | Area Out |
|---|---|---|---|---|---|---|
| 1 | 1 | 13C4-PFBA | 1902340-14 SB-19-C4 5-10 0.24089 | 1.50e4 | 102.5 | NO |
| 2 | 2 | 13C5-PFHxA | 1902340-14 SB-19-C4 5-10 0.24089 | 2.95e4 | 95.8 | NO |
| 3 | 3 | 18O2-PFHxS | 1902340-14 SB-19-C4 5-10 0.24089 | 1.80e3 | 90.8 | NO |
| 4 | 4 | 13C8-PFOA | 1902340-14 SB-19-C4 5-10 0.24089 | 2.36e4 | 63.6 | NO |
| 5 | 5 | 13C9-PFNA | 1902340-14 SB-19-C4 5-10 0.24089 | 2.07e4 | 74.1 | NO |
| 6 | 6 | 13C4-PFOS | 1902340-14 SB-19-C4 5-10 0.24089 | 1.65e3 | 33.5 | YES |
| 7 | 7 | 13C6-PFDA | 1902340-14 SB-19-C4 5-10 0.24089 | 4.28e4 | 123.5 | NO |
| 8 | 8 | 13C7-PFUdA | 1902340-14 SB-19-C4 5-10 0.24089 | 4.01e4 | 108.4 | NO |

**Name: 190806M1_146, Date: 07-Aug-2019, Time: 12:09:30, ID: IPA, Description: IPA**

| | # | Name | ID | Area | %Rec | Area Out |
|---|---|---|---|---|---|---|
| 1 | 1 | 13C4-PFBA | IPA | | | NO |
| 2 | 2 | 13C5-PFHxA | IPA | | | NO |
| 3 | 3 | 18O2-PFHxS | IPA | | | NO |
| 4 | 4 | 13C8-PFOA | IPA | | | NO |
| 5 | 5 | 13C9-PFNA | IPA | | | NO |
| 6 | 6 | 13C4-PFOS | IPA | | | NO |
| 7 | 7 | 13C6-PFDA | IPA | | | NO |
| 8 | 8 | 13C7-PFUdA | IPA | | | NO |

**Name: 190806M1_147, Date: 07-Aug-2019, Time: 12:20:08, ID: IPA, Description: IPA**

| | # | Name | ID | Area | %Rec | Area Out |
|---|---|---|---|---|---|---|
| 1 | 1 | 13C4-PFBA | IPA | | | NO |
| 2 | 2 | 13C5-PFHxA | IPA | | | NO |
| 3 | 3 | 18O2-PFHxS | IPA | | | NO |
| 4 | 4 | 13C8-PFOA | IPA | | | NO |
| 5 | 5 | 13C9-PFNA | IPA | | | NO |
| 6 | 6 | 13C4-PFOS | IPA | | | NO |
| 7 | 7 | 13C6-PFDA | IPA | | | NO |
| 8 | 8 | 13C7-PFUdA | IPA | | | NO |

**Name: 190806M1_148, Date: 07-Aug-2019, Time: 12:30:47, ID: 1902340-14@20X SB-19-C4 5-10 0.24089, Description: SB-19-C4 5-10**

| | # | Name | ID | Area | %Rec | Area Out |
|---|---|---|---|---|---|---|
| 1 | 1 | 13C4-PFBA | 1902340-14@20X SB-19-C4 5-10 0.24... | 6.21e2 | 4.2 | YES |
| 2 | 2 | 13C5-PFHxA | 1902340-14@20X SB-19-C4 5-10 0.24... | 1.59e3 | 5.2 | YES |
| 3 | 3 | 18O2-PFHxS | 1902340-14@20X SB-19-C4 5-10 0.24... | 7.78e1 | 3.9 | YES |
| 4 | 4 | 13C8-PFOA | 1902340-14@20X SB-19-C4 5-10 0.24... | 1.93e3 | 5.2 | YES |
| 5 | 5 | 13C9-PFNA | 1902340-14@20X SB-19-C4 5-10 0.24... | 1.41e3 | 5.0 | YES |
| 6 | 6 | 13C4-PFOS | 1902340-14@20X SB-19-C4 5-10 0.24... | 2.06e2 | 4.2 | YES |
| 7 | 7 | 13C6-PFDA | 1902340-14@20X SB-19-C4 5-10 0.24... | 2.38e3 | 6.9 | YES |
| 8 | 8 | 13C7-PFUdA | 1902340-14@20X SB-19-C4 5-10 0.24... | 2.16e3 | 5.8 | YES |

Dataset: Untitled

Last Altered: Wednesday, August 07, 2019 16:34:09 Pacific Daylight Time
Printed: Wednesday, August 07, 2019 16:34:24 Pacific Daylight Time

**Name: 190806M1_149, Date: 07-Aug-2019, Time: 12:41:25, ID: IPA, Description: IPA**

| | # | Name | ID | Area | %Rec | Area Out |
|---|---|---|---|---|---|---|
| 1 | 1 | 13C4-PFBA | IPA | | | NO |
| 2 | 2 | 13C5-PFHxA | IPA | | | NO |
| 3 | 3 | 18O2-PFHxS | IPA | | | NO |
| 4 | 4 | 13C8-PFOA | IPA | | | NO |
| 5 | 5 | 13C9-PFNA | IPA | | | NO |
| 6 | 6 | 13C4-PFOS | IPA | | | NO |
| 7 | 7 | 13C6-PFDA | IPA | | | NO |
| 8 | 8 | 13C7-PFUdA | IPA | | | NO |

**Name: 190806M1_150, Date: 07-Aug-2019, Time: 12:52:05, ID: IPA, Description: IPA**

| | # | Name | ID | Area | %Rec | Area Out |
|---|---|---|---|---|---|---|
| 1 | 1 | 13C4-PFBA | IPA | | | NO |
| 2 | 2 | 13C5-PFHxA | IPA | | | NO |
| 3 | 3 | 18O2-PFHxS | IPA | | | NO |
| 4 | 4 | 13C8-PFOA | IPA | | | NO |
| 5 | 5 | 13C9-PFNA | IPA | | | NO |
| 6 | 6 | 13C4-PFOS | IPA | | | NO |
| 7 | 7 | 13C6-PFDA | IPA | | | NO |
| 8 | 8 | 13C7-PFUdA | IPA | | | NO |

**Name: 190806M1_151, Date: 07-Aug-2019, Time: 13:02:46, ID: 1902340-18 SB-19-C2 (5-10) 0.23872, Description: SB-19-C2 (5-10)**

| | # | Name | ID | Area | %Rec | Area Out |
|---|---|---|---|---|---|---|
| 1 | 1 | 13C4-PFBA | 1902340-18 SB-19-C2 (5-10) 0.23872 | 1.39e4 | 95.3 | NO |
| 2 | 2 | 13C5-PFHxA | 1902340-18 SB-19-C2 (5-10) 0.23872 | 2.70e4 | 87.8 | NO |
| 3 | 3 | 18O2-PFHxS | 1902340-18 SB-19-C2 (5-10) 0.23872 | 1.70e3 | 85.6 | NO |
| 4 | 4 | 13C8-PFOA | 1902340-18 SB-19-C2 (5-10) 0.23872 | 2.74e4 | 73.9 | NO |
| 5 | 5 | 13C9-PFNA | 1902340-18 SB-19-C2 (5-10) 0.23872 | 2.12e4 | 75.8 | NO |
| 6 | 6 | 13C4-PFOS | 1902340-18 SB-19-C2 (5-10) 0.23872 | 1.05e3 | 21.3 | YES |
| 7 | 7 | 13C6-PFDA | 1902340-18 SB-19-C2 (5-10) 0.23872 | 4.16e4 | 120.1 | NO |
| 8 | 8 | 13C7-PFUdA | 1902340-18 SB-19-C2 (5-10) 0.23872 | 3.67e4 | 99.1 | NO |

**Name: 190806M1_152, Date: 07-Aug-2019, Time: 13:13:19, ID: IPA, Description: IPA**

| | # | Name | ID | Area | %Rec | Area Out |
|---|---|---|---|---|---|---|
| 1 | 1 | 13C4-PFBA | IPA | | | NO |
| 2 | 2 | 13C5-PFHxA | IPA | | | NO |
| 3 | 3 | 18O2-PFHxS | IPA | | | NO |
| 4 | 4 | 13C8-PFOA | IPA | | | NO |
| 5 | 5 | 13C9-PFNA | IPA | | | NO |
| 6 | 6 | 13C4-PFOS | IPA | | | NO |
| 7 | 7 | 13C6-PFDA | IPA | | | NO |
| 8 | 8 | 13C7-PFUdA | IPA | 7.27e0 | 0.0 | YES |

Dataset: Untitled

Last Altered: Wednesday, August 07, 2019 16:34:09 Pacific Daylight Time
Printed: Wednesday, August 07, 2019 16:34:24 Pacific Daylight Time

**Name: 190806M1_153, Date: 07-Aug-2019, Time: 13:25:08, ID: IPA, Description: IPA**

| | # | Name | ID | Area | %Rec | Area Out |
|---|---|---|---|---|---|---|
| 1 | 1 | 13C4-PFBA | IPA | | | NO |
| 2 | 2 | 13C5-PFHxA | IPA | | | NO |
| 3 | 3 | 18O2-PFHxS | IPA | | | NO |
| 4 | 4 | 13C8-PFOA | IPA | | | NO |
| 5 | 5 | 13C9-PFNA | IPA | | | NO |
| 6 | 6 | 13C4-PFOS | IPA | | | NO |
| 7 | 7 | 13C6-PFDA | IPA | | | NO |
| 8 | 8 | 13C7-PFUdA | IPA | | | NO |

**Name: 190806M1_154, Date: 07-Aug-2019, Time: 13:35:49, ID: 1902340-18@20X SB-19-C2 (5-10) 0.23872, Description: SB-19-C2 (5-10)**

| | # | Name | ID | Area | %Rec | Area Out |
|---|---|---|---|---|---|---|
| 1 | 1 | 13C4-PFBA | 1902340-18@20X SB-19-C2 (5-10) 0.2... | 6.32e1 | 0.4 | YES |
| 2 | 2 | 13C5-PFHxA | 1902340-18@20X SB-19-C2 (5-10) 0.2... | 2.31e2 | 0.8 | YES |
| 3 | 3 | 18O2-PFHxS | 1902340-18@20X SB-19-C2 (5-10) 0.2... | 1.61e1 | 0.8 | YES |
| 4 | 4 | 13C8-PFOA | 1902340-18@20X SB-19-C2 (5-10) 0.2... | 3.99e2 | 1.1 | YES |
| 5 | 5 | 13C9-PFNA | 1902340-18@20X SB-19-C2 (5-10) 0.2... | 2.08e2 | 0.7 | YES |
| 6 | 6 | 13C4-PFOS | 1902340-18@20X SB-19-C2 (5-10) 0.2... | 2.76e1 | 0.6 | YES |
| 7 | 7 | 13C6-PFDA | 1902340-18@20X SB-19-C2 (5-10) 0.2... | 4.61e2 | 1.3 | YES |
| 8 | 8 | 13C7-PFUdA | 1902340-18@20X SB-19-C2 (5-10) 0.2... | 5.90e2 | 1.6 | YES |

**Name: 190806M1_155, Date: 07-Aug-2019, Time: 13:46:22, ID: IPA, Description: IPA**

| | # | Name | ID | Area | %Rec | Area Out |
|---|---|---|---|---|---|---|
| 1 | 1 | 13C4-PFBA | IPA | | | NO |
| 2 | 2 | 13C5-PFHxA | IPA | | | NO |
| 3 | 3 | 18O2-PFHxS | IPA | | | NO |
| 4 | 4 | 13C8-PFOA | IPA | | | NO |
| 5 | 5 | 13C9-PFNA | IPA | | | NO |
| 6 | 6 | 13C4-PFOS | IPA | | | NO |
| 7 | 7 | 13C6-PFDA | IPA | | | NO |
| 8 | 8 | 13C7-PFUdA | IPA | | | NO |

**Name: 190806M1_156, Date: 07-Aug-2019, Time: 13:57:00, ID: IPA, Description: IPA**

| | # | Name | ID | Area | %Rec | Area Out |
|---|---|---|---|---|---|---|
| 1 | 1 | 13C4-PFBA | IPA | | | NO |
| 2 | 2 | 13C5-PFHxA | IPA | | | NO |
| 3 | 3 | 18O2-PFHxS | IPA | | | NO |
| 4 | 4 | 13C8-PFOA | IPA | | | NO |
| 5 | 5 | 13C9-PFNA | IPA | | | NO |
| 6 | 6 | 13C4-PFOS | IPA | | | NO |
| 7 | 7 | 13C6-PFDA | IPA | | | NO |
| 8 | 8 | 13C7-PFUdA | IPA | | | NO |

Dataset: Untitled

Last Altered: Wednesday, August 07, 2019 16:34:09 Pacific Daylight Time
Printed: Wednesday, August 07, 2019 16:34:24 Pacific Daylight Time

**Name: 190806M1_157, Date: 07-Aug-2019, Time: 14:07:39, ID: 1902340-11@1000X STD ADD SB-19-C3 10-15 0.24555, Description: SB-19-C3 10-15**

| | # | Name | ID | Area | %Rec | Area Out |
|---|---|---|---|---|---|---|
| 1 | 1 | 13C4-PFBA | 1902340-11@1000X STD ADD SB-19-... | 1.44e3 | 9.8 | YES |
| 2 | 2 | 13C5-PFHxA | 1902340-11@1000X STD ADD SB-19-... | 4.23e3 | 13.7 | YES |
| 3 | 3 | 18O2-PFHxS | 1902340-11@1000X STD ADD SB-19-... | 5.59e2 | 28.2 | YES |
| 4 | 4 | 13C8-PFOA | 1902340-11@1000X STD ADD SB-19-... | 6.95e3 | 18.7 | YES |
| 5 | 5 | 13C9-PFNA | 1902340-11@1000X STD ADD SB-19-... | 5.31e3 | 19.0 | YES |
| 6 | 6 | 13C4-PFOS | 1902340-11@1000X STD ADD SB-19-... | 1.33e3 | 27.1 | YES |
| 7 | 7 | 13C6-PFDA | 1902340-11@1000X STD ADD SB-19-... | 9.68e3 | 27.9 | YES |
| 8 | 8 | 13C7-PFUdA | 1902340-11@1000X STD ADD SB-19-... | 9.71e3 | 26.3 | YES |

**Name: 190806M1_158, Date: 07-Aug-2019, Time: 14:18:17, ID: IPA, Description: IPA**

| | # | Name | ID | Area | %Rec | Area Out |
|---|---|---|---|---|---|---|
| 1 | 1 | 13C4-PFBA | IPA | | | NO |
| 2 | 2 | 13C5-PFHxA | IPA | | | NO |
| 3 | 3 | 18O2-PFHxS | IPA | | | NO |
| 4 | 4 | 13C8-PFOA | IPA | | | NO |
| 5 | 5 | 13C9-PFNA | IPA | | | NO |
| 6 | 6 | 13C4-PFOS | IPA | | | NO |
| 7 | 7 | 13C6-PFDA | IPA | | | NO |
| 8 | 8 | 13C7-PFUdA | IPA | | | NO |

**Name: 190806M1_159, Date: 07-Aug-2019, Time: 14:28:58, ID: ST190806M1-16 PFC CS3 19G2306, Description: PFC CS3 19G2306**

| | # | Name | ID | Area | %Rec | Area Out |
|---|---|---|---|---|---|---|
| 1 | 1 | 13C4-PFBA | ST190806M1-16 PFC CS3 19G2306 | 1.94e3 | 13.3 | YES |
| 2 | 2 | 13C5-PFHxA | ST190806M1-16 PFC CS3 19G2306 | 5.77e3 | 18.7 | YES |
| 3 | 3 | 18O2-PFHxS | ST190806M1-16 PFC CS3 19G2306 | 6.95e2 | 35.0 | YES |
| 4 | 4 | 13C8-PFOA | ST190806M1-16 PFC CS3 19G2306 | 1.01e4 | 27.1 | YES |
| 5 | 5 | 13C9-PFNA | ST190806M1-16 PFC CS3 19G2306 | 6.29e3 | 22.5 | YES |
| 6 | 6 | 13C4-PFOS | ST190806M1-16 PFC CS3 19G2306 | 1.70e3 | 34.7 | YES |
| 7 | 7 | 13C6-PFDA | ST190806M1-16 PFC CS3 19G2306 | 1.03e4 | 29.7 | YES |
| 8 | 8 | 13C7-PFUdA | ST190806M1-16 PFC CS3 19G2306 | 1.26e4 | 34.0 | YES |

**Name: 190806M1_160, Date: 07-Aug-2019, Time: 14:39:31, ID: IPA, Description: IPA**

| | # | Name | ID | Area | %Rec | Area Out |
|---|---|---|---|---|---|---|
| 1 | 1 | 13C4-PFBA | IPA | | | NO |
| 2 | 2 | 13C5-PFHxA | IPA | | | NO |
| 3 | 3 | 18O2-PFHxS | IPA | | | NO |
| 4 | 4 | 13C8-PFOA | IPA | | | NO |
| 5 | 5 | 13C9-PFNA | IPA | | | NO |
| 6 | 6 | 13C4-PFOS | IPA | | | NO |
| 7 | 7 | 13C6-PFDA | IPA | | | NO |
| 8 | 8 | 13C7-PFUdA | IPA | | | NO |

Vista Analytical Laboratory

Dataset: F:\Projects\PFAS.PRO\Results\190806M1\190806M1-IB.qld

Last Altered: Tuesday, August 06, 2019 14:52:46 Pacific Daylight Time
Printed: Tuesday, August 06, 2019 14:53:21 Pacific Daylight Time

**Name: 190806M1_18, Date: 06-Aug-2019, Time: 13:30:34, ID: IB, Description: IB**

| | # | Name | Trace | Area | IS Area | wt/vol | RT | Response | Conc. | %Rec | Recovery ... | Ion Ratio | Ratio Out? |
|---|---|---|---|---|---|---|---|---|---|---|---|---|---|
| 1 | 1 | PFBA | 213.0 > 168.8 | | 11265.370 | 1.00 | | | | | NO | | |
| 2 | 2 | PFPrS | 248.9 > 79.9 | | 2243.938 | 1.00 | | | | | NO | | |
| 3 | 3 | 3:3 FTCA | 240.9 > 176.9 | | 16395.564 | 1.00 | | | | | NO | | |
| 4 | 4 | PFPeA | 263.1 > 218.9 | | 16395.564 | 1.00 | | | | | NO | | |
| 5 | 5 | PFBS | 299.0 > 79.7 | | 2243.938 | 1.00 | | | | | NO | | |
| 6 | 6 | 4:2 FTS | 327.0 > 306.9 | | 3962.797 | 1.00 | | | | | NO | | |
| 7 | 47 | 13C3-PFBA | 216.1 > 171.8 | 11265.370 | 15966.533 | 1.00 | 1.25 | 8.820 | 12.2 | 98.0 | NO | | |
| 8 | 49 | 13C3-PFBS | 302.0 > 98.8 | 2243.938 | 1985.362 | 1.00 | 2.52 | 14.128 | 12.8 | 102.6 | NO | | |
| 9 | 48 | 13C3-PFPeA | 266.0 > 221.8 | 16395.564 | 33201.531 | 1.00 | 2.23 | 6.173 | 12.0 | 96.1 | NO | | |
| 10 | 48 | 13C3-PFPeA | 266.0 > 221.8 | 16395.564 | 33201.531 | 1.00 | 2.23 | 6.173 | 12.0 | 96.1 | NO | | |
| 11 | 49 | 13C3-PFBS | 302.0 > 98.8 | 2243.938 | 1985.362 | 1.00 | 2.52 | 14.128 | 12.8 | 102.6 | NO | | |
| 12 | 51 | 13C2-4:2 FTS | 329.0 >79.9 | 3962.797 | 1985.362 | 1.00 | 2.93 | 24.950 | 13.7 | 109.5 | NO | | |
| 13 | -1 | | | | | | | | | | | | |
| 14 | 7 | PFHxA | 313.0 > 269.0 | | 12976.611 | 1.00 | | | | | NO | | |
| 15 | 8 | PFPeS | 349.1>80.1 | | 2243.938 | 1.00 | | | | | NO | | |
| 16 | 9 | HFPO-DA | 285.1 > 168.9 | | 2035.856 | 1.00 | | | | | NO | | |
| 17 | 10 | 5:3 FTCA | 340.9 > 236.9 | | 16569.082 | 1.00 | | | | | NO | | |
| 18 | 11 | PFHpA | 363.0 > 318.9 | | 16569.082 | 1.00 | | | | | NO | | |
| 19 | 12 | ADONA | 376.8 > 250.9 | | 16569.082 | 1.00 | | | | | NO | | |
| 20 | 52 | 13C2-PFHxA | 315.0 > 270.0 | 12976.611 | 33201.531 | 1.00 | 3.02 | 4.886 | 4.9 | 98.9 | NO | | |
| 21 | 49 | 13C3-PFBS | 302.0 > 98.8 | 2243.938 | 1985.362 | 1.00 | 2.52 | 14.128 | 12.8 | 102.6 | NO | | |
| 22 | 50 | 13C3-HFPO-DA | 287.0 > 168.9 | 2035.856 | 33201.531 | 1.00 | 3.24 | 0.766 | 5.2 | 104.1 | NO | | |
| 23 | 53 | 13C4-PFHpA | 367.2 > 321.8 | 16569.082 | 33201.531 | 1.00 | 3.65 | 6.238 | 12.9 | 102.9 | NO | | |
| 24 | 53 | 13C4-PFHpA | 367.2 > 321.8 | 16569.082 | 33201.531 | 1.00 | 3.65 | 6.238 | 12.9 | 102.9 | NO | | |
| 25 | 53 | 13C4-PFHpA | 367.2 > 321.8 | 16569.082 | 33201.531 | 1.00 | 3.65 | 6.238 | 12.9 | 102.9 | NO | | |
| 26 | -1 | | | | | | | | | | | | |
| 27 | 13 | L-PFHxS | 398.9 > 79.6 | 9.142 | 4322.279 | 1.00 | 3.80 | 0.026 | 0.0 | | NO | 2.220 | NO |
| 28 | 15 | 6:2 FTS | 427.0 > 406.9 | | 2951.650 | 1.00 | | | | | NO | | |
| 29 | 16 | L-PFOA | 412.8 > 368.9 | 289.920 | 28206.791 | 1.00 | 4.18 | 0.128 | 0.1 | | NO | 4.182 | NO |
| 30 | 18 | PFecHS | 460.8 > 381.0 | | 28206.791 | 1.00 | | | | | NO | | |
| 31 | 19 | PFHpS | 449.0 > 80.0 | | 5060.746 | 1.00 | | | | | NO | | |
| 32 | 20 | 7:3 FTCA | 440.9 > 336.9 | | 29103.756 | 1.00 | | | | | NO | | |
| 33 | 54 | 13C3-PFHxS | 401.8 > 79.9 | 4322.279 | 1985.362 | 1.00 | 3.80 | 27.213 | 12.3 | 98.5 | NO | | |
| 34 | 55 | 13C2-6:2 FTS | 429.0 >79.9 | 2951.650 | 5231.330 | 1.00 | 4.12 | 7.053 | 12.6 | 100.4 | NO | | |
| 35 | 58 | 13C2-PFOA | 414.9 > 369.7 | 28206.791 | 39492.340 | 1.00 | 4.18 | 8.928 | 12.5 | 100.1 | NO | | |
| 36 | 58 | 13C2-PFOA | 414.9 > 369.7 | 28206.791 | 39492.340 | 1.00 | 4.18 | 8.928 | 12.5 | 100.1 | NO | | |

Dataset: F:\Projects\PFAS.PRO\Results\190806M1\190806M1-IB.qld

Last Altered: Tuesday, August 06, 2019 14:52:46 Pacific Daylight Time
Printed: Tuesday, August 06, 2019 14:53:21 Pacific Daylight Time

**Name: 190806M1_18, Date: 06-Aug-2019, Time: 13:30:34, ID: IB, Description: IB**

| | # | Name | Trace | Area | IS Area | wt/vol | RT | Response | Conc. | %Rec | Recovery ... | Ion Ratio | Ratio Out? |
|---|---|---|---|---|---|---|---|---|---|---|---|---|---|
| 37 | 59 | 13C8-PFOS | 507.0 > 79.9 | 5060.746 | 5231.330 | 1.00 | 4.71 | 12.092 | 12.2 | 97.7 | NO | | |
| 38 | 56 | 13C5-PFNA | 468.2 > 422.9 | 29103.756 | 29285.904 | 1.00 | 4.62 | 12.422 | 12.3 | 98.0 | NO | | |
| 39 | -1 | | | | | | | | | | | | |
| 40 | 21 | PFNA | 463.0 > 418.8 | | 29103.756 | 1.00 | | | | | NO | | |
| 41 | 22 | PFOSA | 497.9 > 77.9 | 16.580 | 8154.748 | 1.00 | 4.69 | 0.025 | | | NO | 14.870 | NO |
| 42 | 23 | L-PFOS | 498.9 > 79.9 | 1.618 | 5060.746 | 1.00 | 4.71 | 0.004 | 0.1 | | NO | 0.375 | YES |
| 43 | 25 | 9Cl-PF30NS | 530.7 > 350.8 | | 5060.746 | 1.00 | | | | | NO | | |
| 44 | 26 | PFDA | 513 > 468.8 | 45.884 | 28315.100 | 1.00 | 5.00 | 0.020 | | | NO | 19.533 | YES |
| 45 | 27 | 8:2 FTS | 527.0 > 506.9 | | 2827.974 | 1.00 | | | | | NO | | |
| 46 | 56 | 13C5-PFNA | 468.2 > 422.9 | 29103.756 | 29285.904 | 1.00 | 4.62 | 12.422 | 12.3 | 98.0 | NO | | |
| 47 | 57 | 13C8-PFOSA | 506.1 > 77.7 | 8154.748 | 40135.930 | 1.00 | 4.68 | 2.540 | 12.1 | 97.1 | NO | | |
| 48 | 59 | 13C8-PFOS | 507.0 > 79.9 | 5060.746 | 5231.330 | 1.00 | 4.71 | 12.092 | 12.2 | 97.7 | NO | | |
| 49 | 59 | 13C8-PFOS | 507.0 > 79.9 | 5060.746 | 5231.330 | 1.00 | 4.71 | 12.092 | 12.2 | 97.7 | NO | | |
| 50 | 60 | 13C2-PFDA | 515.1 > 469.9 | 28315.100 | 35394.926 | 1.00 | 5.01 | 10.000 | 12.8 | 102.3 | NO | | |
| 51 | 61 | 13C2-8:2 FTS | 529 > 79.9 | 2827.974 | 5231.330 | 1.00 | 4.97 | 6.757 | 11.9 | 94.9 | NO | | |
| 52 | -1 | | | | | | | | | | | | |
| 53 | 28 | PFNS | 549.1 > 80.1 | | 5060.746 | 1.00 | | | | | NO | | |
| 54 | 29 | L-MeFOSAA | 570 > 419 | 17.184 | 5657.148 | 1.00 | 5.10 | 0.038 | 0.1 | | NO | 3.951 | NO |
| 55 | 31 | L-EtFOSAA | 584.1 > 419 | 24.121 | 8123.527 | 1.00 | 5.27 | 0.037 | 0.1 | | NO | 4.297 | YES |
| 56 | 33 | PFUdA | 563.0 > 518.9 | | 39663.348 | 1.00 | | | | | NO | | |
| 57 | 34 | PFDS | 598.8 > 79.9 | | 2827.974 | 1.00 | | | | | NO | | |
| 58 | 35 | 11Cl-PF30UdS | 632.6 > 452.7 | | 38659.742 | 1.00 | | | | | NO | | |
| 59 | 59 | 13C8-PFOS | 507.0 > 79.9 | 5060.746 | 5231.330 | 1.00 | 4.71 | 12.092 | 12.2 | 97.7 | NO | | |
| 60 | 62 | d3-N-MeFOSAA | 573.3 > 419 | 5657.148 | 40135.930 | 1.00 | 5.16 | 1.762 | 11.4 | 91.5 | NO | | |
| 61 | 64 | d5-N-EtFOSAA | 589.3 > 419 | 8123.527 | 40135.930 | 1.00 | 5.31 | 2.530 | 12.9 | 103.2 | NO | | |
| 62 | 63 | 13C2-PFUdA | 565 > 519.8 | 39663.348 | 40135.930 | 1.00 | 5.33 | 12.353 | 12.1 | 97.0 | NO | | |
| 63 | 61 | 13C2-8:2 FTS | 529 > 79.9 | 2827.974 | 5231.330 | 1.00 | 4.97 | 6.757 | 11.9 | 94.9 | NO | | |
| 64 | 65 | 13C2-PFDoA | 614.7 > 569.7 | 38659.742 | 35394.926 | 1.00 | 5.62 | 13.653 | 12.4 | 99.5 | NO | | |
| 65 | -1 | | | | | | | | | | | | |
| 66 | 36 | 10:2 FTS | 627.0 > 606.9 | 6.183 | 2827.974 | 1.00 | 5.55 | 0.027 | 0.0 | | NO | 1.424 | NO |
| 67 | 37 | PFDoA | 612.9 > 569.0 | | 38659.742 | 1.00 | | | | | NO | | |
| 68 | 38 | N-MeFOSA | 512.1 > 168.9 | | 19069.643 | 1.00 | | | | | NO | | |
| 69 | 39 | PFTrDA | 662.9 > 618.9 | | 38659.742 | 1.00 | | | | | NO | | |
| 70 | 40 | PFDoS | 698.8 > 79.9 | | 26644.813 | 1.00 | | | | | NO | | |
| 71 | 41 | PFTeDA | 713.0 > 669.0 | 99.469 | 26644.813 | 1.00 | 6.10 | 0.047 | | | NO | 35.639 | YES |
| 72 | 65 | 13C2-PFDoA | 614.7 > 569.7 | 38659.742 | 35394.926 | 1.00 | 5.62 | 13.653 | 12.4 | 99.5 | NO | | |

Vista Analytical Laboratory

Dataset: F:\Projects\PFAS.PRO\Results\190806M1\190806M1-IB.qld

Last Altered: Tuesday, August 06, 2019 14:52:46 Pacific Daylight Time
Printed: Tuesday, August 06, 2019 14:53:21 Pacific Daylight Time

**Name: 190806M1_18, Date: 06-Aug-2019, Time: 13:30:34, ID: IB, Description: IB**

| | # | Name | Trace | Area | IS Area | wt/vol | RT | Response | Conc. | %Rec | Recovery ... | Ion Ratio | Ratio Out? |
|---|---|---|---|---|---|---|---|---|---|---|---|---|---|
| 73 | 65 | 13C2-PFDoA | 614.7 > 569.7 | 38659.742 | 35394.926 | 1.00 | 5.62 | 13.653 | 12.4 | 99.5 | NO | | |
| 74 | 66 | d3-N-MeFOSA | 515.2 > 168.9 | 19069.643 | 40135.930 | 1.00 | 5.75 | 5.939 | 134.9 | 89.9 | NO | | |
| 75 | 65 | 13C2-PFDoA | 614.7 > 569.7 | 38659.742 | 35394.926 | 1.00 | 5.62 | 13.653 | 12.4 | 99.5 | NO | | |
| 76 | 67 | 13C2-PFTeDA | 715.1 > 669.7 | 26644.813 | 40135.930 | 1.00 | 6.09 | 8.298 | 12.1 | 97.0 | NO | | |
| 77 | 67 | 13C2-PFTeDA | 715.1 > 669.7 | 26644.813 | 40135.930 | 1.00 | 6.09 | 8.298 | 12.1 | 97.0 | NO | | |
| 78 | -1 | | | | | | | | | | | | |
| 79 | 42 | N-EtFOSA | 526.1 > 168.9 | | 24789.801 | 1.00 | | | | | NO | | |
| 80 | 43 | PFHxDA | 813.1 > 768.6 | 190.799 | 13762.453 | 1.00 | 6.44 | 0.069 | 0.1 | | NO | 138.461 | NO |
| 81 | 44 | PFODA | 913.1 > 868.8 | 100.744 | 13762.453 | 1.00 | 6.68 | 0.037 | 0.0 | | NO | | |
| 82 | 45 | N-MeFOSE | 616.1 > 58.9 | | 15353.705 | 1.00 | | | | | NO | | |
| 83 | 46 | N-EtFOSE | 630.1 > 58.9 | 43.002 | 15437.210 | 1.00 | 6.46 | 0.418 | 0.2 | | NO | | |
| 84 | 72 | 13C4-PFBA | 217.0 > 172.0 | 15966.533 | 15966.533 | 1.00 | 1.25 | 12.500 | 12.5 | 100.0 | NO | | |
| 85 | 68 | d5-N-ETFOSA | 531.1 > 168.9 | 24789.801 | 40135.930 | 1.00 | 6.16 | 7.721 | 142.3 | 94.8 | NO | | |
| 86 | 69 | 13C2-PFHxDA | 815 > 769.7 | 13762.453 | 40135.930 | 1.00 | 6.44 | 4.286 | 4.6 | 92.3 | NO | | |
| 87 | 69 | 13C2-PFHxDA | 815 > 769.7 | 13762.453 | 40135.930 | 1.00 | 6.44 | 4.286 | 4.6 | 92.3 | NO | | |
| 88 | 70 | d7-N-MeFOSE | 623.1 > 58.9 | 15353.705 | 40135.930 | 1.00 | 6.31 | 4.782 | 137.0 | 91.3 | NO | | |
| 89 | 71 | d9-N-EtFOSE | 639.2 > 58.8 | 15437.210 | 40135.930 | 1.00 | 6.46 | 4.808 | 139.4 | 92.9 | NO | | |
| 90 | 73 | 13C5-PFHxA | 318.0 > 272.9 | 33201.531 | 33201.531 | 1.00 | 3.02 | 12.500 | 12.5 | 100.0 | NO | | |
| 91 | -1 | | | | | | | | | | | | |
| 92 | 75 | 13C8-PFOA | 420.9 > 376.0 | 39492.340 | 39492.340 | 1.00 | 4.18 | 12.500 | 12.5 | 100.0 | NO | | |
| 93 | 74 | 18O2-PFHxS | 403.0 > 102.6 | 1985.362 | 1985.362 | 1.00 | 3.80 | 12.500 | 12.5 | 100.0 | NO | | |
| 94 | 76 | 13C9-PFNA | 472.2 > 426.9 | 29285.904 | 29285.904 | 1.00 | 4.62 | 12.500 | 12.5 | 100.0 | NO | | |
| 95 | 77 | 13C4-PFOS | 503 > 79.9 | 5231.330 | 5231.330 | 1.00 | 4.71 | 12.500 | 12.5 | 100.0 | NO | | |
| 96 | 78 | 13C6-PFDA | 519.1 > 473.7 | 35394.926 | 35394.926 | 1.00 | 5.01 | 12.500 | 12.5 | 100.0 | NO | | |
| 97 | 79 | 13C7-PFUdA | 570.1 > 524.8 | 40135.930 | 40135.930 | 1.00 | 5.33 | 12.500 | 12.5 | 100.0 | NO | | |

Vista Analytical Laboratory

Dataset: F:\Projects\PFAS.PRO\Results\190806M1\190806M1-IB.qld

Last Altered: Tuesday, August 06, 2019 14:52:46 Pacific Daylight Time
Printed: Tuesday, August 06, 2019 14:53:21 Pacific Daylight Time

**Method: F:\Projects\PFAS.PRO\MethDB\PFAS_FULL_80C_080219_ICV.mdb 03 Aug 2019 11:14:30**
**Calibration: F:\Projects\PFAS.PRO\CurveDB\C18_VAL-PFAS_Q4_08-06-19.cdb 06 Aug 2019 14:25:35**

**Name: 190806M1_18, Date: 06-Aug-2019, Time: 13:30:34, ID: IB, Description: IB**

**PFBA**

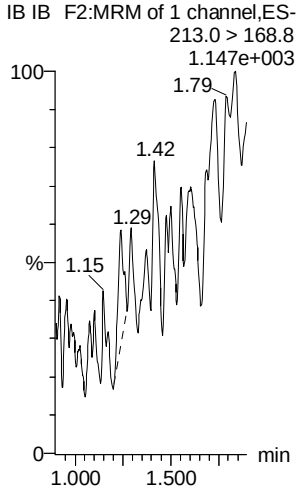


**PFPrS**

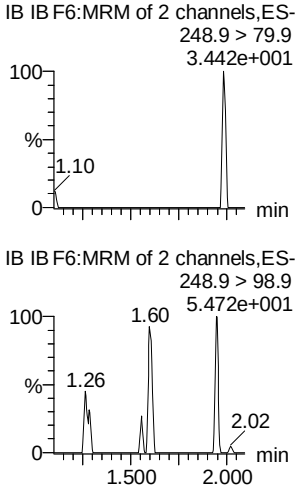


**3:3 FTCA**

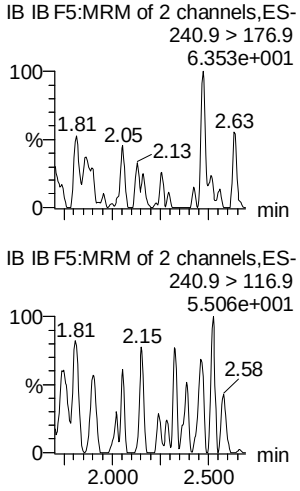


**PFPeA**

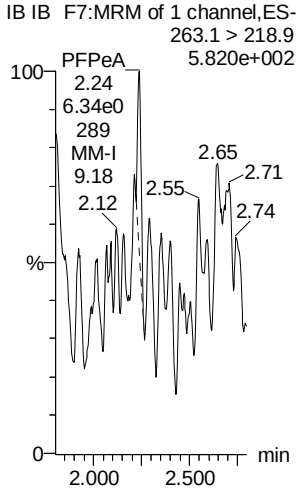


**PFBS**

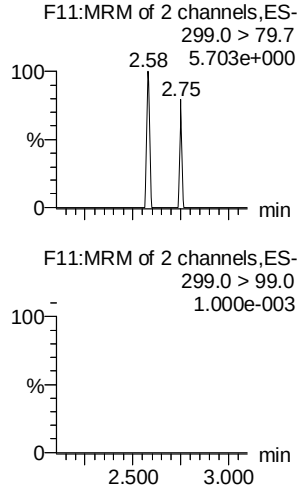


**4:2 FTS**

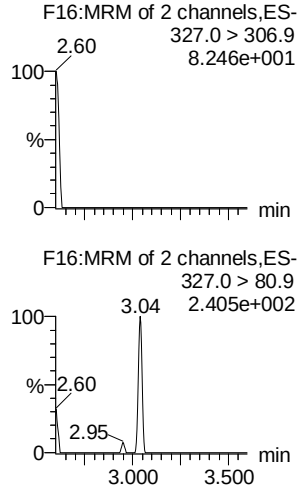


**13C3-PFBA**

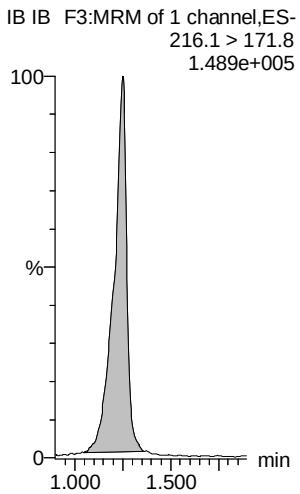


**13C3-PFBS**

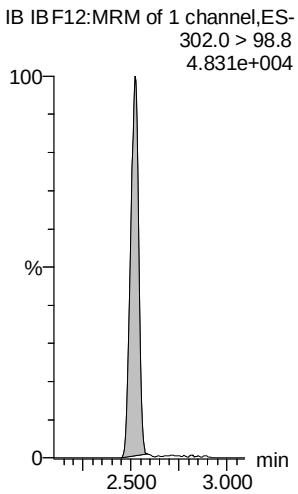


**13C3-PFPeA**

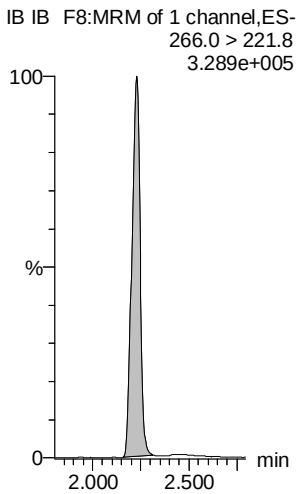


**13C3-PFPeA**

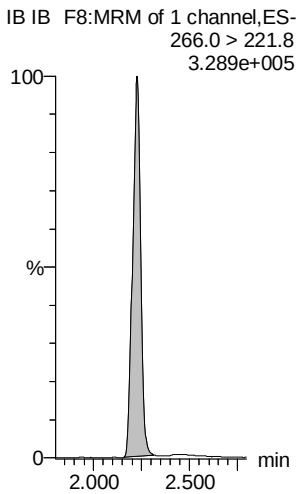


**13C3-PFBS**

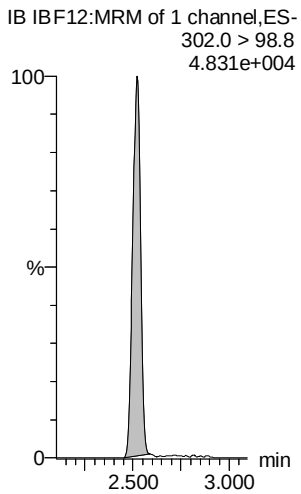


**13C2-4:2 FTS**

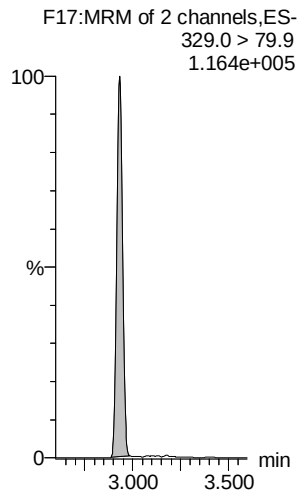

Dataset: F:\Projects\PFAS.PRO\Results\190806M1\190806M1-IB.qld

Last Altered: Tuesday, August 06, 2019 14:52:46 Pacific Daylight Time
Printed: Tuesday, August 06, 2019 14:53:21 Pacific Daylight Time

**Name: 190806M1_18, Date: 06-Aug-2019, Time: 13:30:34, ID: IB, Description: IB**

**PFHxA**

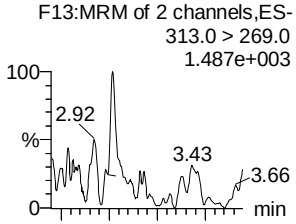


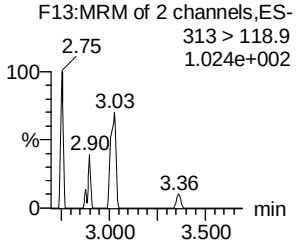


**PFPeS**

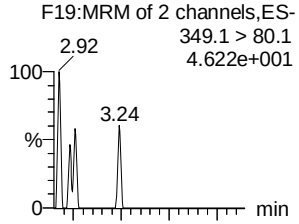


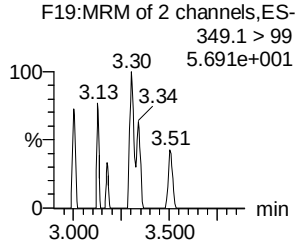


**HFPO-DA**

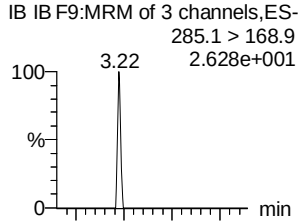


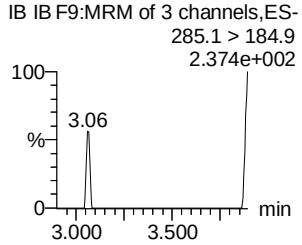


**5:3 FTCA**

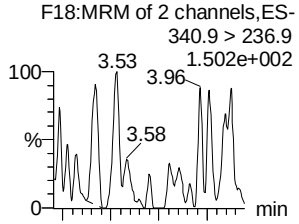


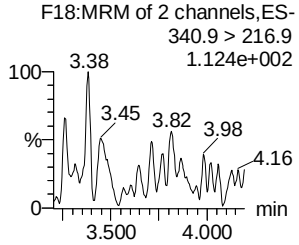


**PFHpA**

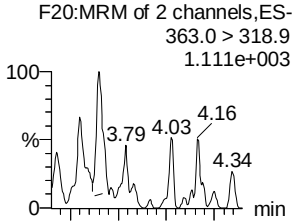


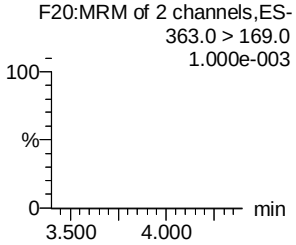


**ADONA**

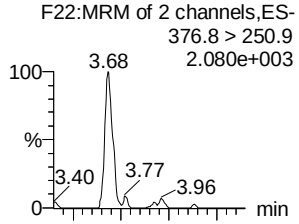


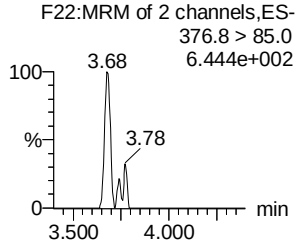


**13C2-PFHxA**

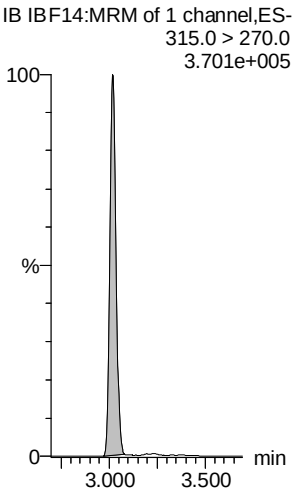


**13C3-PFBS**

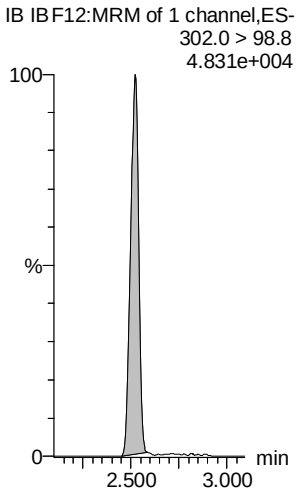


**13C3-HFPO-DA**

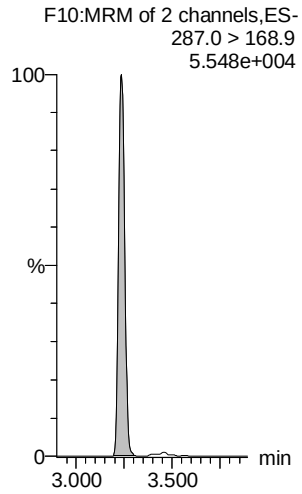


**13C4-PFHpA**

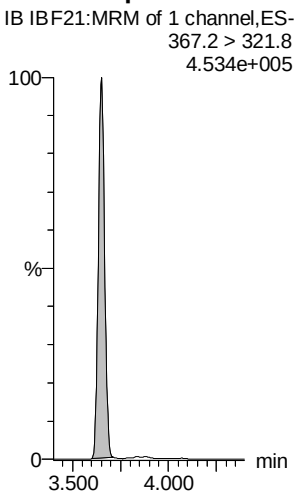


**13C4-PFHpA**

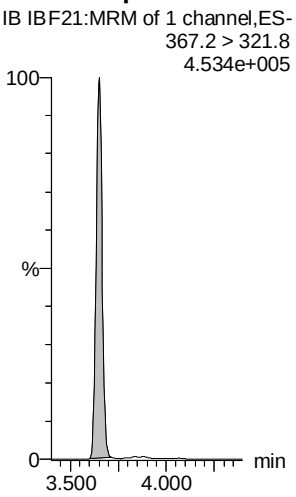


**13C4-PFHpA**

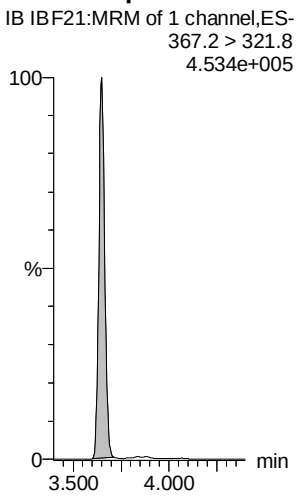

Dataset: F:\Projects\PFAS.PRO\Results\190806M1\190806M1-IB.qld

Last Altered: Tuesday, August 06, 2019 14:52:46 Pacific Daylight Time
Printed: Tuesday, August 06, 2019 14:53:21 Pacific Daylight Time

**Name: 190806M1_18, Date: 06-Aug-2019, Time: 13:30:34, ID: IB, Description: IB**

**L-PFHxS**

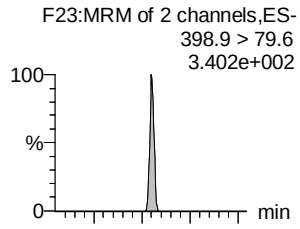


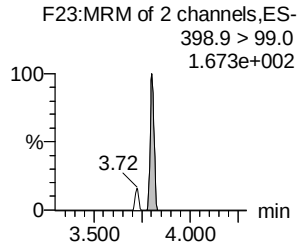


**6:2 FTS**

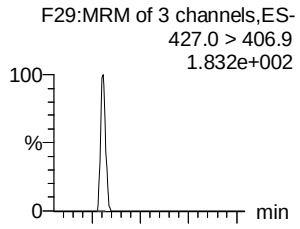


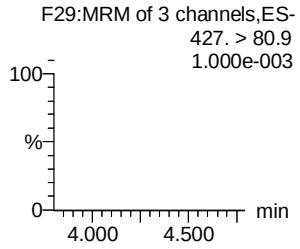


**L-PFOA**

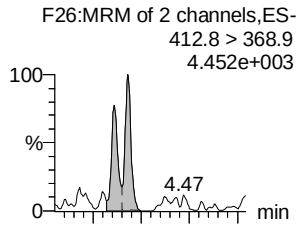


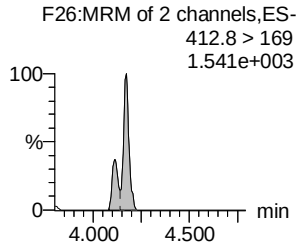


**PFEChS**

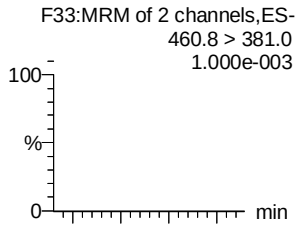


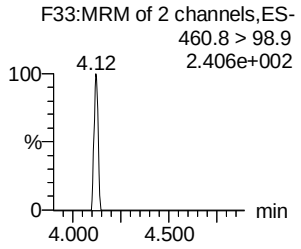


**PFHpS**

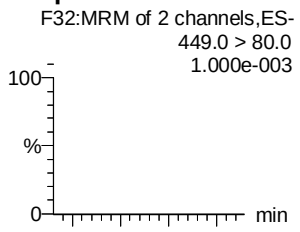


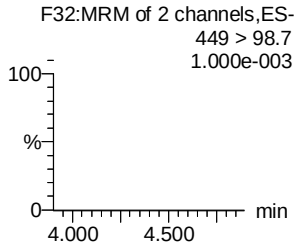


**7:3 FTCA**

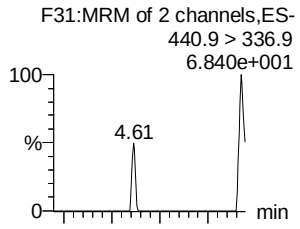


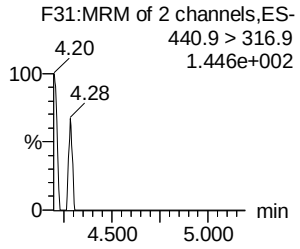


**13C3-PFHxS**

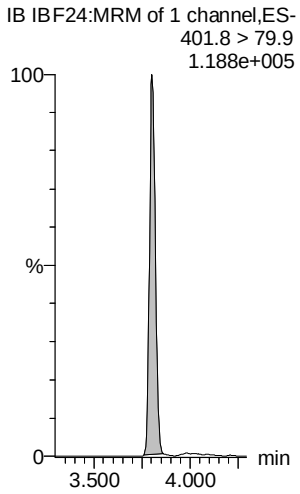


**13C2-6:2 FTS**

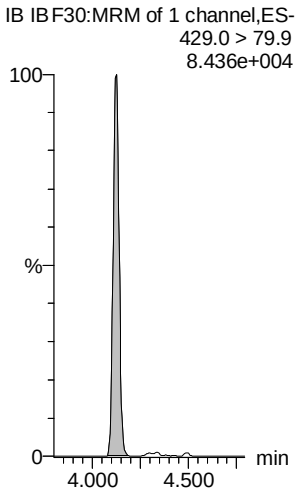


**13C2-PFOA**

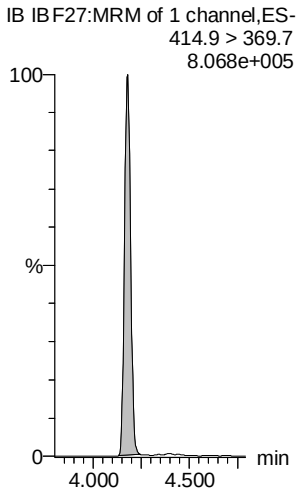


**13C2-PFOA**

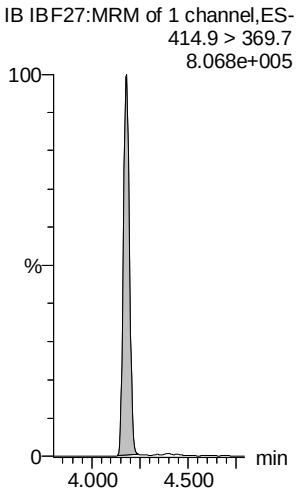


**13C8-PFOS**

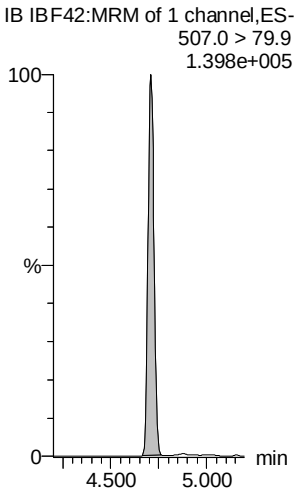


**13C5-PFNA**

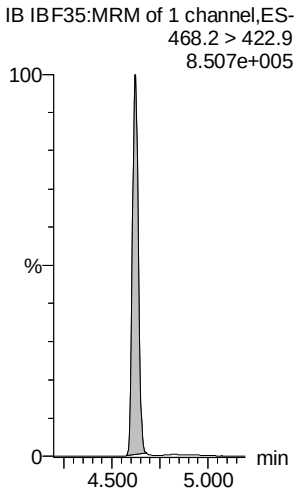

Dataset: F:\Projects\PFAS.PRO\Results\190806M1\190806M1-IB.qld

Last Altered: Tuesday, August 06, 2019 14:52:46 Pacific Daylight Time
Printed: Tuesday, August 06, 2019 14:53:21 Pacific Daylight Time

**Name: 190806M1_18, Date: 06-Aug-2019, Time: 13:30:34, ID: IB, Description: IB**

**PFNA**

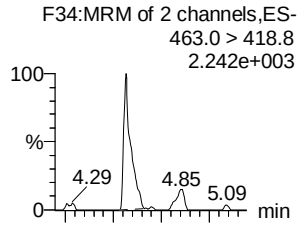


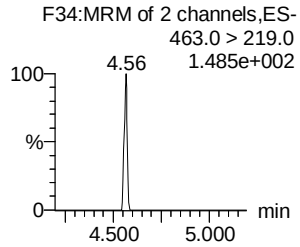


**PFOSA**

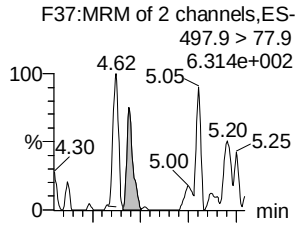


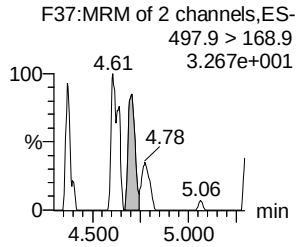


**L-PFOS**

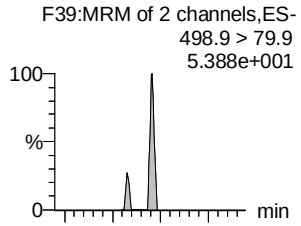


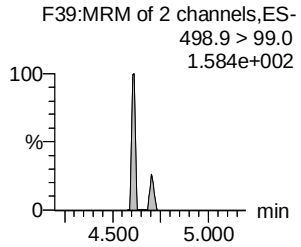


**9Cl-PF30NS**

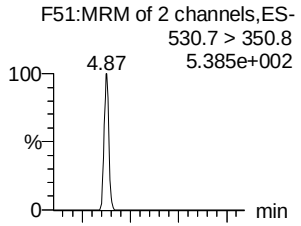


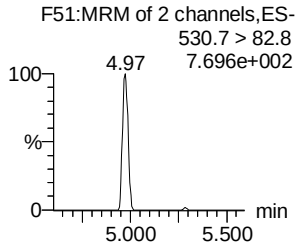


**PFDA**

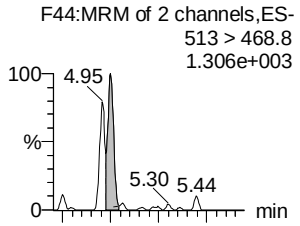


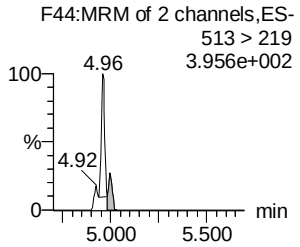


**8:2 FTS**

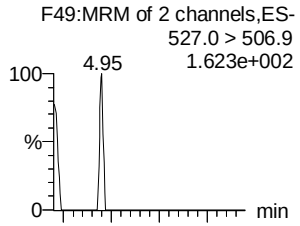


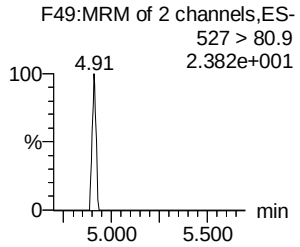


**13C5-PFNA**

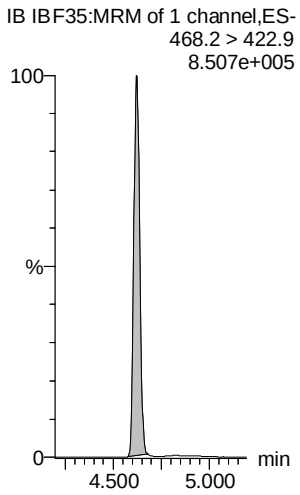


**13C8-PFOSA**

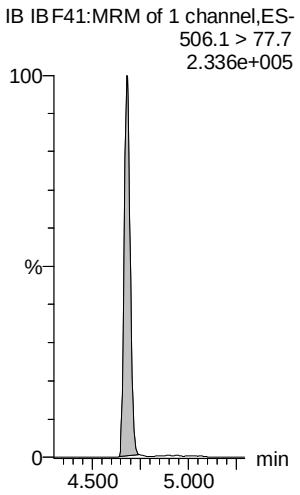


**13C8-PFOS**

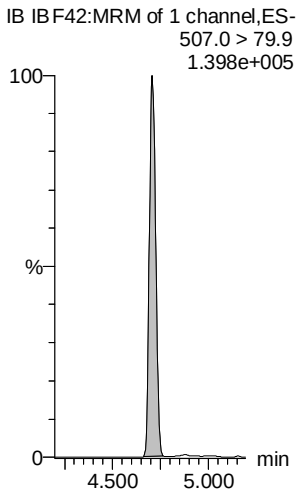


**13C8-PFOS**

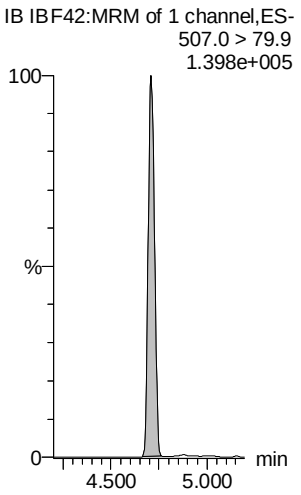


**13C2-PFDA**

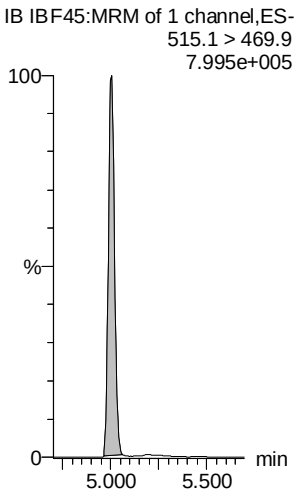


**13C2-8:2 FTS**

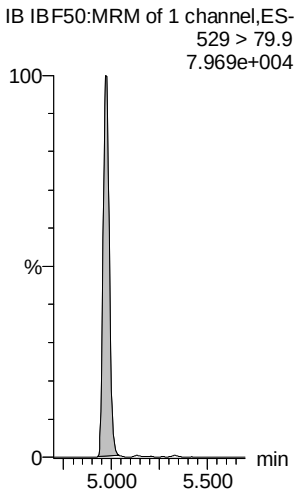

Dataset: F:\Projects\PFAS.PRO\Results\190806M1\190806M1-IB.qld

Last Altered: Tuesday, August 06, 2019 14:52:46 Pacific Daylight Time
Printed: Tuesday, August 06, 2019 14:53:21 Pacific Daylight Time

**Name: 190806M1_18, Date: 06-Aug-2019, Time: 13:30:34, ID: IB, Description: IB**

**PFNS**

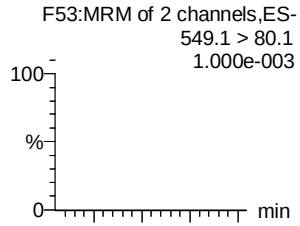


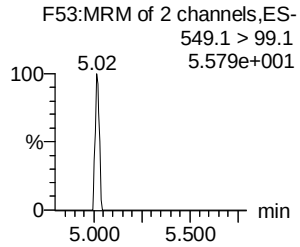


**L-MeFOSAA**

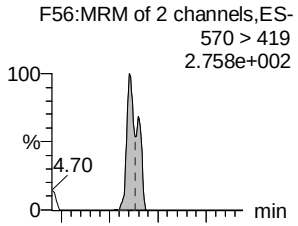


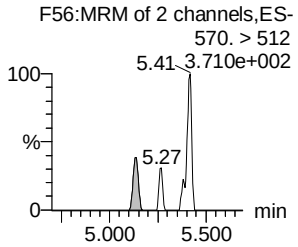


**L-EtFOSAA**

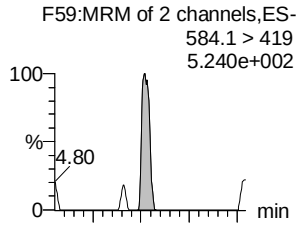


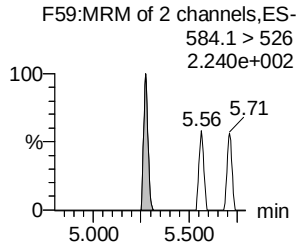


**PFUdA**

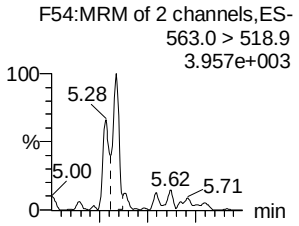


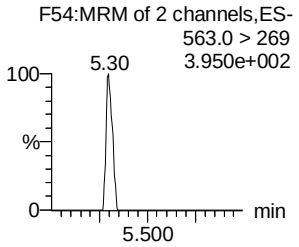


**PFDS**

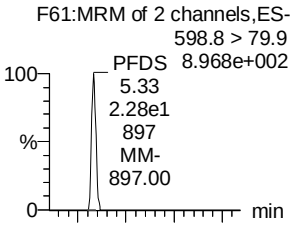


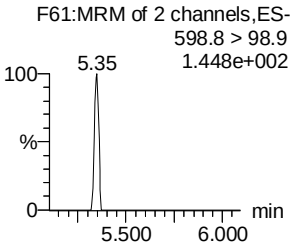


**11Cl-PF30UdS**

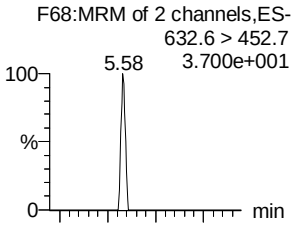


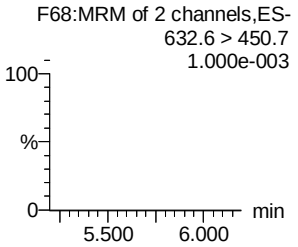


**13C8-PFOS**

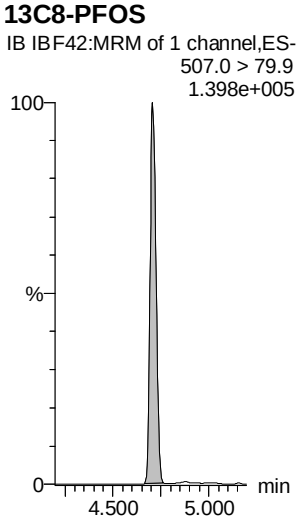


**d3-N-MeFOSAA**

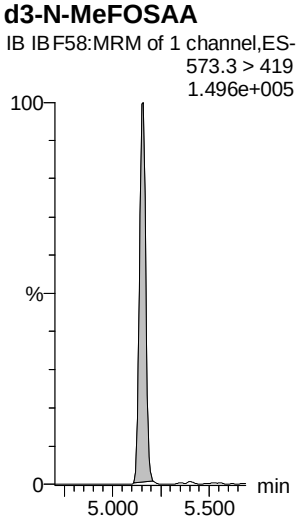


**d5-N-EtFOSAA**

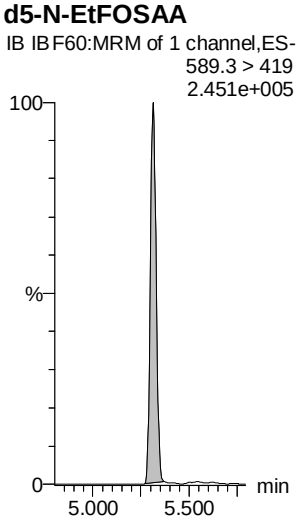


**13C2-PFUdA**

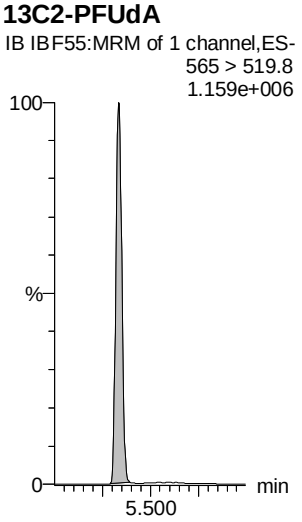


**13C2-8:2 FTS**

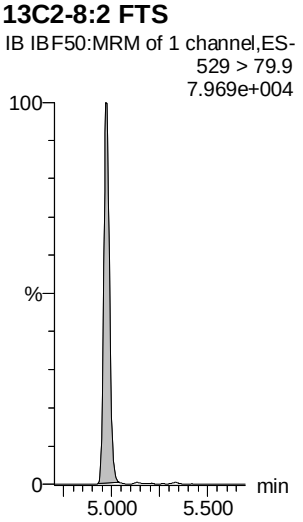


**13C2-PFDoA**

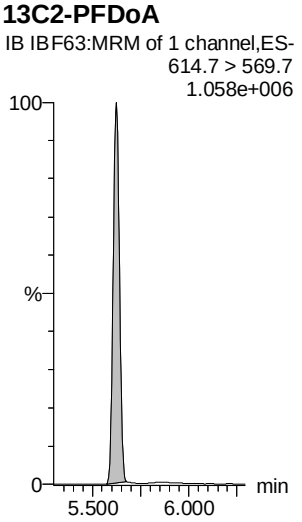

Dataset: F:\Projects\PFAS.PRO\Results\190806M1\190806M1-IB.qld

Last Altered: Tuesday, August 06, 2019 14:52:46 Pacific Daylight Time
Printed: Tuesday, August 06, 2019 14:53:21 Pacific Daylight Time

**Name: 190806M1_18, Date: 06-Aug-2019, Time: 13:30:34, ID: IB, Description: IB**

**10:2 FTS**

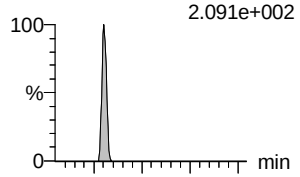


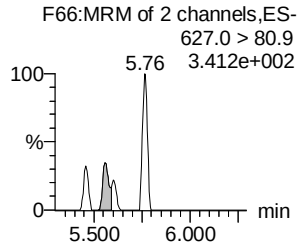


**PFDoA**

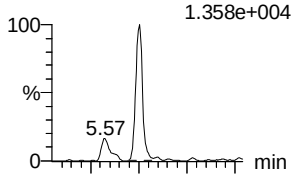


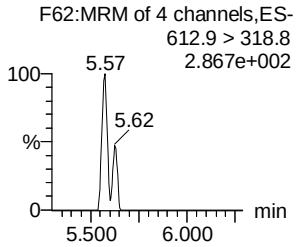


**N-MeFOSA**

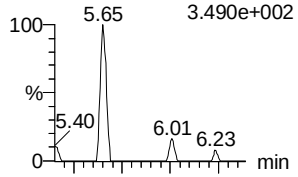


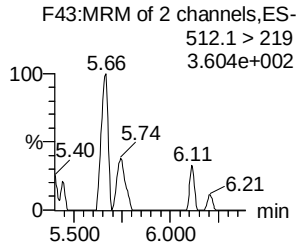


**PFTrDA**

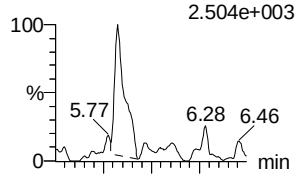


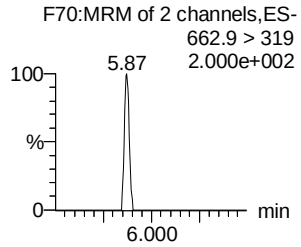


**PFDoS**

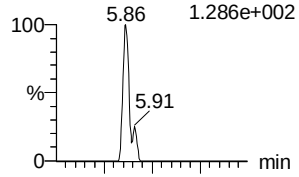


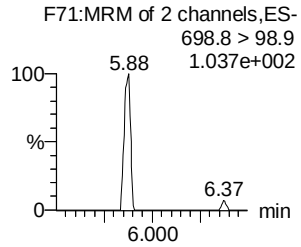


**PFTeDA**

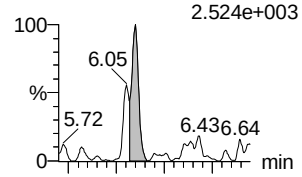


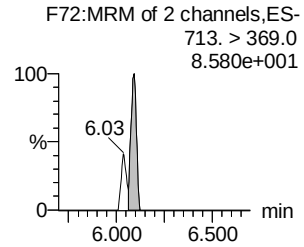


**13C2-PFDoA**

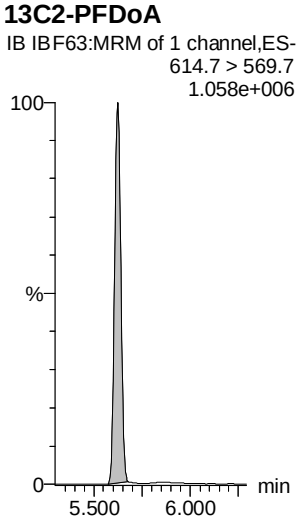


**13C2-PFDoA**

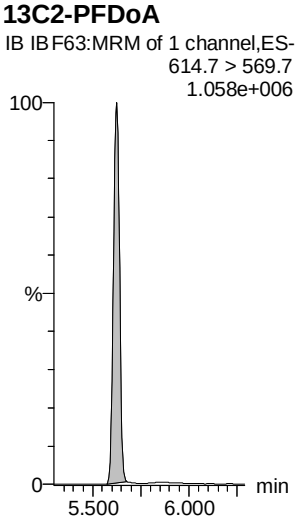


**d3-N-MeFOSA**

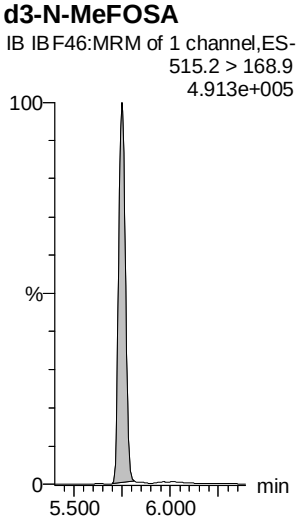


**13C2-PFDoA**

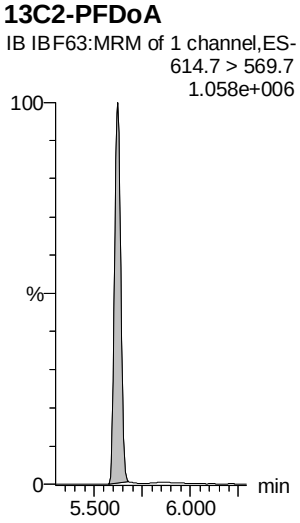


**13C2-PFTeDA**

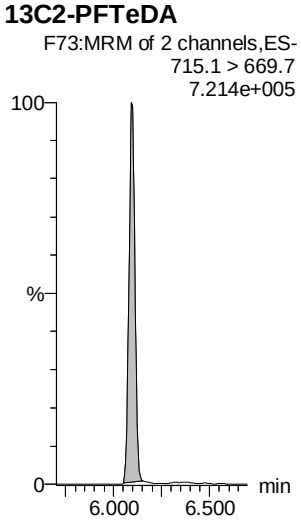


**13C2-PFTeDA**

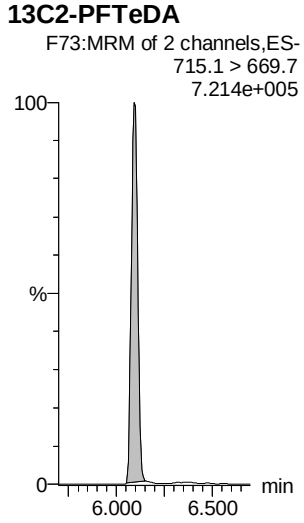

Dataset: F:\Projects\PFAS.PRO\Results\190806M1\190806M1-IB.qld

Last Altered: Tuesday, August 06, 2019 14:52:46 Pacific Daylight Time
Printed: Tuesday, August 06, 2019 14:53:21 Pacific Daylight Time

**Name: 190806M1_18, Date: 06-Aug-2019, Time: 13:30:34, ID: IB, Description: IB**

**N-EtFOSA**

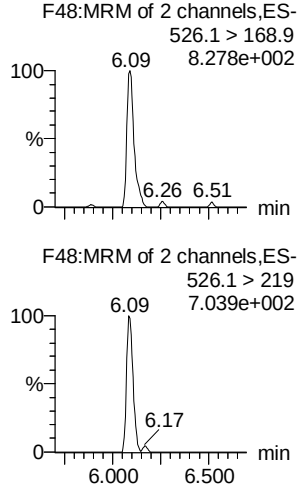


**PFHxDA**

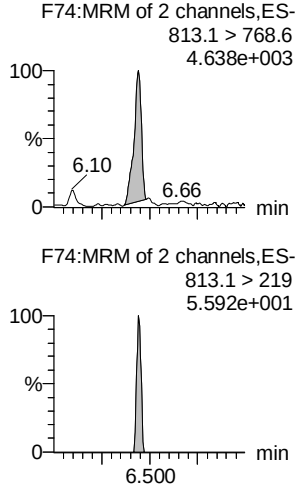


**PFODA**

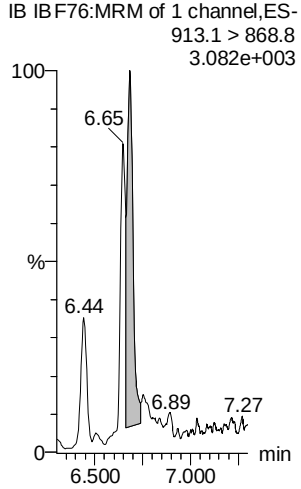


**N-MeFOSE**

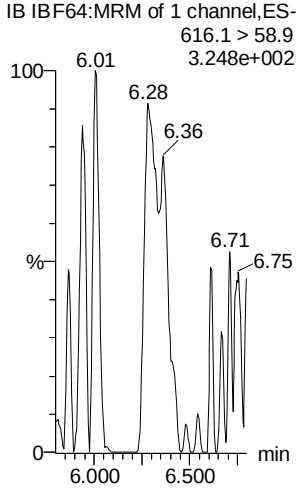


**N-EtFOSE**

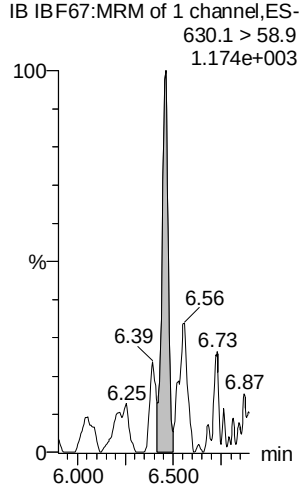


**13C4-PFBA**

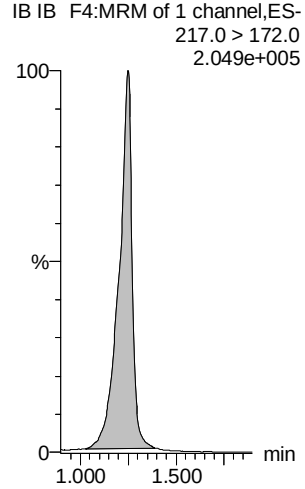


**d5-N-ETFOSA**

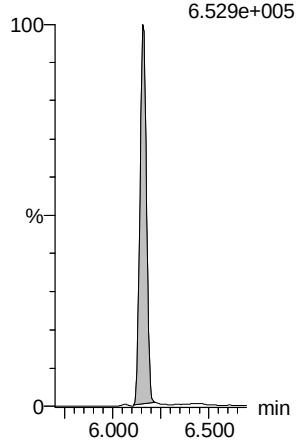


**13C2-PFHxDA**

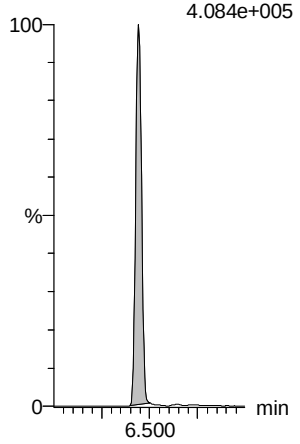


**13C2-PFHxDA**

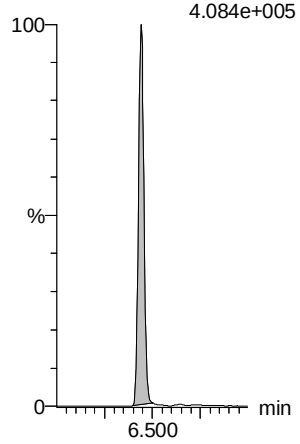


**d7-N-MeFOSE**

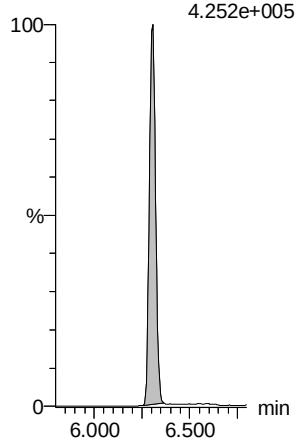


**d9-N-EtFOSE**

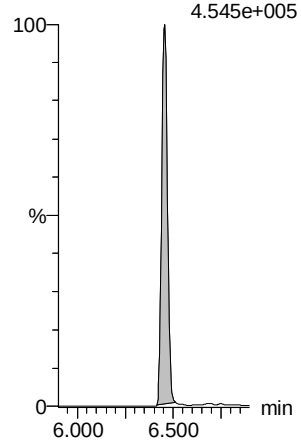


**13C5-PFHxA**

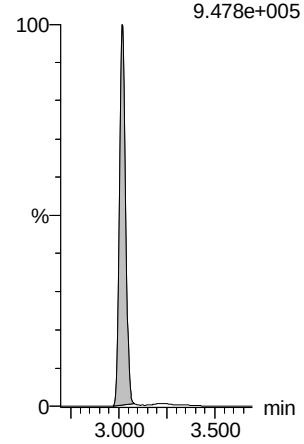

Dataset: F:\Projects\PFAS.PRO\Results\190806M1\190806M1-IB.qld

Last Altered: Tuesday, August 06, 2019 14:52:46 Pacific Daylight Time
Printed: Tuesday, August 06, 2019 14:53:21 Pacific Daylight Time

**Name: 190806M1_18, Date: 06-Aug-2019, Time: 13:30:34, ID: IB, Description: IB**

**13C8-PFOA**

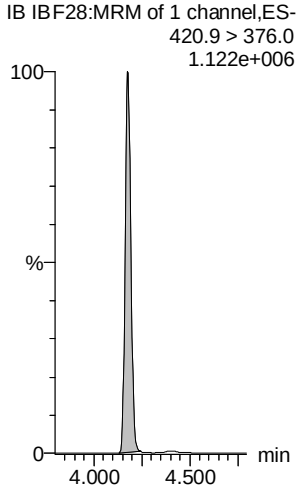


**18O2-PFHxS**

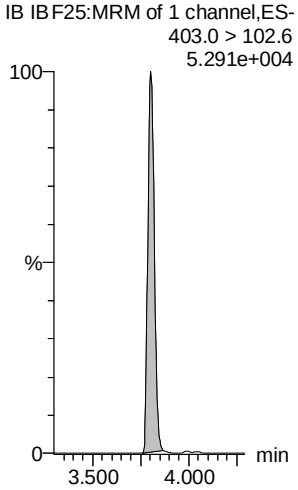


**13C9-PFNA**

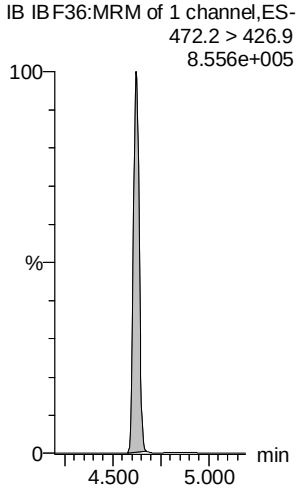


**13C4-PFOS**

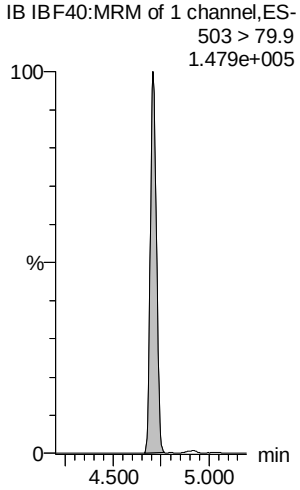


**13C6-PFDA**

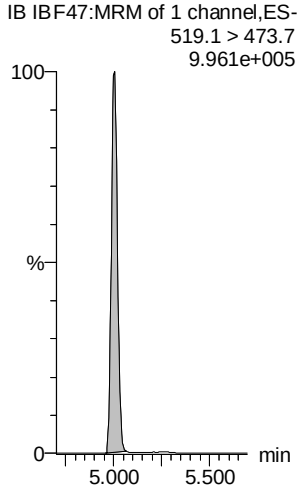


**13C7-PFUdA**

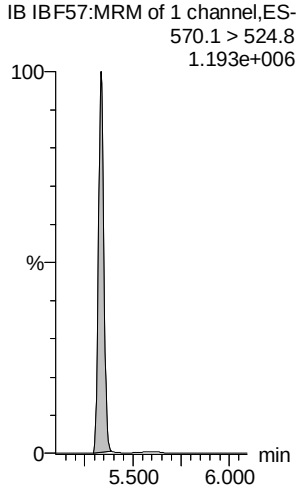

## LC Calibration Standards Review Checklist Q4

| | | | ION Ratio | Concentration | C-Cals Name | Sign Date | Correct I-Cal | Manual Integrations | N/A |
|---|---|---|---|---|---|---|---|---|---|
| **Calibration ID:** | ST190806M1-11 | L (M) H | ☑ | ☐ | ☐ | ☐ | ☐ | ☐ | ☐ |
| **Calibration ID:** | -12 | L (M) H | ☑ | ☐ | ☐ | ☐ | ☐ | ☐ | ☐ |
| **Calibration ID:** | -13 | L (M) H | ☑ | ☐ | ☐ | ☐ | ☐ | ☐ | ☐ |
| **Calibration ID:** | -14 | L (M) H | ☑ | ☐ | ☐ | ☐ | ☐ | ☐ | ☐ |
| **Calibration ID:** | -15 | L (M) H | ☑ | ☐ | ☐ | ☐ | ☐ | ☐ | ☐ |
| **Calibration ID:** | -16 | L (M) H | ☑ | ☑ (A) (B) | ☐ | ☐ | ☐ | ☐ | ☑ |
| **Calibration ID:** | | L M H | ☐ | ☐ | ☐ | ☐ | ☐ | ☐ | ☐ |
| **Calibration ID:** | | L M H | ☐ N/A CLH 8/7/19 | ☐ | ☐ | ☐ | ☐ | ☐ | ☐ |
| **Calibration ID:** | | L M H | ☐ | ☐ | ☐ | ☐ | ☐ | ☐ | ☐ |
| **Calibration ID:** | | L M H | ☐ | ☐ | ☐ | ☐ | ☐ | ☐ | ☐ |

**Full Mass Cal. Date:** 08/03/19

**Run Log Present:** ☑

**# of Samples per Sequence Checked:** ☑

**Instrument Blank Saved** ☑

**All Branches in Acquisition Window** ☑

**IIS Area Saved** ☑

**Reviewed By:** 8/9/19
**Initials/Date**

**Comments:**

(A) HFPO-DA, 5:3 FTCA, ADONA, PFecHS, 8:2 FTS, PFDOS > 130%
(B) $^{13}C_3$-HFPO-DA < 50%

Vista Analytical Laboratory

Dataset: F:\Projects\PFAS.PRO\Results\190806M1\190806M1-36.qld

Last Altered: Wednesday, August 07, 2019 08:18:29 Pacific Daylight Time
Printed: Wednesday, August 07, 2019 08:18:35 Pacific Daylight Time

Jan 8/9/19

**Name: 190806M1_36, Date: 06-Aug-2019, Time: 16:41:22, ID: ST190806M1-11 PFC CS3 19G2306, Description: PFC CS3 19G2306**

| | # | Name | Trace | Area | IS Area | wt/vol | RT | Response | Conc. | %Rec | Recovery ... | Ion Ratio | Ratio Out? |
|---|---|---|---|---|---|---|---|---|---|---|---|---|---|
| 1 | 1 | PFBA | 213.0 > 168.8 | 9161.784 | 9557.571 | 1.00 | 1.25 | 11.982 | 10.0 | 100.1 | NO | | |
| 2 | 2 | PFPrS | 248.9 > 79.9 | 1914.260 | 2079.435 | 1.00 | 1.60 | 11.507 | 9.2 | 91.8 | NO | 2.230 | NO |
| 3 | 3 | 3:3 FTCA | 240.9 > 176.9 | 398.777 | 15180.151 | 1.00 | 2.07 | 0.328 | 9.3 | 93.0 | NO | 1.850 | NO |
| 4 | 4 | PFPeA | 263.1 > 218.9 | 10787.611 | 15180.151 | 1.00 | 2.23 | 8.883 | 10.2 | 101.7 | NO | | |
| 5 | 5 | PFBS | 299.0 > 79.7 | 3395.640 | 2079.435 | 1.00 | 2.52 | 20.412 | 9.5 | 94.6 | NO | 2.760 | NO |
| 6 | 6 | 4:2 FTS | 327.0 > 306.9 | 6162.461 | 3393.150 | 1.00 | 2.93 | 22.702 | 10.3 | 103.4 | NO | 1.699 | NO |
| 7 | 47 | 13C3-PFBA | 216.1 > 171.8 | 9557.571 | 13439.098 | 1.00 | 1.25 | 8.890 | 12.3 | 98.7 | NO | | |
| 8 | 49 | 13C3-PFBS | 302.0 > 98.8 | 2079.435 | 1935.351 | 1.00 | 2.52 | 13.431 | 12.2 | 97.5 | NO | | |
| 9 | 48 | 13C3-PFPeA | 266.0 > 221.8 | 15180.151 | 30135.578 | 1.00 | 2.23 | 6.297 | 12.2 | 98.0 | NO | | |
| 10 | 48 | 13C3-PFPeA | 266.0 > 221.8 | 15180.151 | 30135.578 | 1.00 | 2.23 | 6.297 | 12.2 | 98.0 | NO | | |
| 11 | 49 | 13C3-PFBS | 302.0 > 98.8 | 2079.435 | 1935.351 | 1.00 | 2.52 | 13.431 | 12.2 | 97.5 | NO | | |
| 12 | 51 | 13C2-4:2 FTS | 329.0 >79.9 | 3393.150 | 1935.351 | 1.00 | 2.93 | 21.916 | 12.0 | 96.2 | NO | | |
| 13 | -1 | | | | | | | | | | | | |
| 14 | 7 | PFHxA | 313.0 > 269.0 | 20721.150 | 12008.121 | 1.00 | 3.02 | 8.628 | 10.5 | 104.6 | NO | 16.149 | NO |
| 15 | 8 | PFPeS | 349.1>80.1 | 2923.263 | 2079.435 | 1.00 | 3.23 | 17.572 | 10.7 | 107.4 | NO | 1.606 | NO |
| 16 | 9 | HFPO-DA | 285.1 > 168.9 | 1671.785 | 1785.603 | 1.00 | 3.24 | 4.681 | 10.6 | 105.7 | NO | 1.776 | NO |
| 17 | 10 | 5:3 FTCA | 340.9 > 236.9 | 2033.553 | 14394.805 | 1.00 | 3.58 | 1.766 | 9.4 | 93.7 | NO | 1.426 | NO |
| 18 | 11 | PFHpA | 363.0 > 318.9 | 14368.441 | 14394.805 | 1.00 | 3.65 | 12.477 | 10.1 | 100.6 | NO | 10.835 | NO |
| 19 | 12 | ADONA | 376.8 > 250.9 | 35591.109 | 14394.805 | 1.00 | 3.76 | 30.906 | 9.5 | 95.4 | NO | 3.437 | NO |
| 20 | 52 | 13C2-PFHxA | 315.0 > 270.0 | 12008.121 | 30135.578 | 1.00 | 3.02 | 4.981 | 5.0 | 100.8 | NO | | |
| 21 | 49 | 13C3-PFBS | 302.0 > 98.8 | 2079.435 | 1935.351 | 1.00 | 2.52 | 13.431 | 12.2 | 97.5 | NO | | |
| 22 | 50 | 13C3-HFPO-DA | 287.0 > 168.9 | 1785.603 | 30135.578 | 1.00 | 3.24 | 0.741 | 5.0 | 100.6 | NO | | |
| 23 | 53 | 13C4-PFHpA | 367.2 > 321.8 | 14394.805 | 30135.578 | 1.00 | 3.65 | 5.971 | 12.3 | 98.5 | NO | | |
| 24 | 53 | 13C4-PFHpA | 367.2 > 321.8 | 14394.805 | 30135.578 | 1.00 | 3.65 | 5.971 | 12.3 | 98.5 | NO | | |
| 25 | 53 | 13C4-PFHpA | 367.2 > 321.8 | 14394.805 | 30135.578 | 1.00 | 3.65 | 5.971 | 12.3 | 98.5 | NO | | |
| 26 | -1 | | | | | | | | | | | | |
| 27 | 13 | L-PFHxS | 398.9 > 79.6 | 2704.267 | 4023.625 | 1.00 | 3.80 | 8.401 | 9.9 | 98.9 | NO | 1.900 | NO |
| 28 | 15 | 6:2 FTS | 427.0 > 406.9 | 6215.446 | 2638.743 | 1.00 | 4.12 | 29.443 | 10.3 | 102.7 | NO | 2.063 | NO |
| 29 | 16 | L-PFOA | 412.8 > 368.9 | 29101.818 | 24163.375 | 1.00 | 4.18 | 15.055 | 10.9 | 109.2 | NO | 3.677 | NO |
| 30 | 18 | PFecHS | 460.8 > 381.0 | 4300.263 | 24163.375 | 1.00 | 4.19 | 2.225 | 10.4 | 104.5 | NO | 0.851 | NO |
| 31 | 19 | PFHpS | 449.0 > 80.0 | 3288.888 | 4717.927 | 1.00 | 4.29 | 8.714 | 9.8 | 97.9 | NO | 1.761 | NO |
| 32 | 20 | 7:3 FTCA | 440.9 > 336.9 | 2718.965 | 27281.346 | 1.00 | 4.60 | 1.246 | 9.2 | 92.2 | NO | 1.835 | NO |
| 33 | 54 | 13C3-PFHxS | 401.8 > 79.9 | 4023.625 | 1935.351 | 1.00 | 3.80 | 25.988 | 11.8 | 94.0 | NO | | |
| 34 | 55 | 13C2-6:2 FTS | 429.0 >79.9 | 2638.743 | 4678.533 | 1.00 | 4.12 | 7.050 | 12.5 | 100.4 | NO | | |
| 35 | 58 | 13C2-PFOA | 414.9 > 369.7 | 24163.375 | 36434.785 | 1.00 | 4.18 | 8.290 | 11.6 | 92.9 | NO | | |
| 36 | 58 | 13C2-PFOA | 414.9 > 369.7 | 24163.375 | 36434.785 | 1.00 | 4.18 | 8.290 | 11.6 | 92.9 | NO | | |

CGH
8/7/19

Dataset: F:\Projects\PFAS.PRO\Results\190806M1\190806M1-36.qld

Last Altered: Wednesday, August 07, 2019 08:18:29 Pacific Daylight Time
Printed: Wednesday, August 07, 2019 08:18:35 Pacific Daylight Time

**Name: 190806M1_36, Date: 06-Aug-2019, Time: 16:41:22, ID: ST190806M1-11 PFC CS3 19G2306, Description: PFC CS3 19G2306**

| | # | Name | Trace | Area | IS Area | wt/vol | RT | Response | Conc. | %Rec | Recovery ... | Ion Ratio | Ratio Out? |
|---|---|---|---|---|---|---|---|---|---|---|---|---|---|
| 37 | 59 | 13C8-PFOS | 507.0 > 79.9 | 4717.927 | 4678.533 | 1.00 | 4.71 | 12.605 | 12.7 | 101.9 | NO | | |
| 38 | 56 | 13C5-PFNA | 468.2 > 422.9 | 27281.346 | 26896.297 | 1.00 | 4.62 | 12.679 | 12.5 | 100.1 | NO | | |
| 39 | -1 | | | | | | | | | | | | |
| 40 | 21 | PFNA | 463.0 > 418.8 | 24710.781 | 27281.346 | 1.00 | 4.62 | 11.322 | 10.0 | 99.6 | NO | 4.106 | NO |
| 41 | 22 | PFOSA | 497.9 > 77.9 | 6167.253 | 7014.763 | 1.00 | 4.68 | 10.990 | 10.4 | 104.5 | NO | 29.354 | NO |
| 42 | 23 | L-PFOS | 498.9 > 79.9 | 3599.462 | 4717.927 | 1.00 | 4.71 | 9.537 | 8.8 | 88.1 | NO | 1.889 | NO |
| 43 | 25 | 9Cl-PF30NS | 530.7 > 350.8 | 7898.699 | 4717.927 | 1.00 | 4.93 | 20.927 | 10.2 | 102.3 | NO | 16.873 | NO |
| 44 | 26 | PFDA | 513 > 468.8 | 28816.611 | 27455.111 | 1.00 | 5.01 | 13.120 | 10.1 | 100.5 | NO | 5.973 | NO |
| 45 | 27 | 8:2 FTS | 527.0 > 506.9 | 4104.571 | 2665.259 | 1.00 | 4.98 | 19.250 | 10.2 | 102.3 | NO | 1.153 | NO |
| 46 | 56 | 13C5-PFNA | 468.2 > 422.9 | 27281.346 | 26896.297 | 1.00 | 4.62 | 12.679 | 12.5 | 100.1 | NO | | |
| 47 | 57 | 13C8-PFOSA | 506.1 > 77.7 | 7014.763 | 36673.281 | 1.00 | 4.68 | 2.391 | 11.4 | 91.4 | NO | | |
| 48 | 59 | 13C8-PFOS | 507.0 > 79.9 | 4717.927 | 4678.533 | 1.00 | 4.71 | 12.605 | 12.7 | 101.9 | NO | | |
| 49 | 59 | 13C8-PFOS | 507.0 > 79.9 | 4717.927 | 4678.533 | 1.00 | 4.71 | 12.605 | 12.7 | 101.9 | NO | | |
| 50 | 60 | 13C2-PFDA | 515.1 > 469.9 | 27455.111 | 34817.348 | 1.00 | 5.00 | 9.857 | 12.6 | 100.8 | NO | | |
| 51 | 61 | 13C2-8:2 FTS | 529 > 79.9 | 2665.259 | 4678.533 | 1.00 | 4.97 | 7.121 | 12.5 | 100.0 | NO | | |
| 52 | -1 | | | | | | | | | | | | |
| 53 | 28 | PFNS | 549.1 > 80.1 | 2867.970 | 4717.927 | 1.00 | 5.07 | 7.599 | 10.0 | 99.8 | NO | 1.749 | NO |
| 54 | 29 | L-MeFOSAA | 570 > 419 | 10815.829 | 5328.146 | 1.00 | 5.16 | 25.374 | 9.9 | 99.4 | NO | 2.432 | NO |
| 55 | 31 | L-EtFOSAA | 584.1 > 419 | 7693.113 | 7371.367 | 1.00 | 5.32 | 13.046 | 9.3 | 93.4 | NO | 1.352 | NO |
| 56 | 33 | PFUdA | 563.0 > 518.9 | 25202.547 | 33842.797 | 1.00 | 5.33 | 9.309 | 11.0 | 110.2 | NO | 9.481 | NO |
| 57 | 34 | PFDS | 598.8 > 79.9 | 3729.236 | 2665.259 | 1.00 | 5.38 | 17.490 | 9.6 | 95.8 | NO | 1.783 | NO |
| 58 | 35 | 11Cl-PF30UdS | 632.6 > 452.7 | 1598.439 | 35757.590 | 1.00 | 5.55 | 0.559 | 9.4 | 94.1 | NO | 5.053 | NO |
| 59 | 59 | 13C8-PFOS | 507.0 > 79.9 | 4717.927 | 4678.533 | 1.00 | 4.71 | 12.605 | 12.7 | 101.9 | NO | | |
| 60 | 62 | d3-N-MeFOSAA | 573.3 > 419 | 5328.146 | 36673.281 | 1.00 | 5.15 | 1.816 | 11.8 | 94.3 | NO | | |
| 61 | 64 | d5-N-EtFOSAA | 589.3 > 419 | 7371.367 | 36673.281 | 1.00 | 5.31 | 2.513 | 12.8 | 102.5 | NO | | |
| 62 | 63 | 13C2-PFUdA | 565 > 519.8 | 33842.797 | 36673.281 | 1.00 | 5.33 | 11.535 | 11.3 | 90.5 | NO | | |
| 63 | 61 | 13C2-8:2 FTS | 529 > 79.9 | 2665.259 | 4678.533 | 1.00 | 4.97 | 7.121 | 12.5 | 100.0 | NO | | |
| 64 | 65 | 13C2-PFDoA | 614.7 > 569.7 | 35757.590 | 34817.348 | 1.00 | 5.62 | 12.838 | 11.7 | 93.6 | NO | | |
| 65 | -1 | | | | | | | | | | | | |
| 66 | 36 | 10:2 FTS | 627.0 > 606.9 | 4946.466 | 2665.259 | 1.00 | 5.61 | 23.199 | 10.2 | 102.1 | NO | 1.594 | NO |
| 67 | 37 | PFDoA | 612.9 > 569.0 | 28788.924 | 35757.590 | 1.00 | 5.62 | 10.064 | 9.7 | 96.7 | NO | 8.352 | NO |
| 68 | 38 | N-MeFOSA | 512.1 > 168.9 | 6597.032 | 17581.109 | 1.00 | 5.72 | 56.285 | 53.6 | 107.3 | NO | 1.533 | NO |
| 69 | 39 | PFTrDA | 662.9 > 618.9 | 33459.988 | 35757.590 | 1.00 | 5.87 | 11.697 | 10.0 | 99.9 | NO | 22.581 | NO |
| 70 | 40 | PFDoS | 698.8 > 79.9 | 3313.027 | 24620.566 | 1.00 | 5.90 | 1.682 | 10.2 | 102.1 | NO | 1.962 | NO |
| 71 | 41 | PFTeDA | 713.0 > 669.0 | 29564.244 | 24620.566 | 1.00 | 6.09 | 15.010 | 10.9 | 109.4 | NO | 14.061 | NO |
| 72 | 65 | 13C2-PFDoA | 614.7 > 569.7 | 35757.590 | 34817.348 | 1.00 | 5.62 | 12.838 | 11.7 | 93.6 | NO | | |

Dataset: F:\Projects\PFAS.PRO\Results\190806M1\190806M1-36.qld

Last Altered: Wednesday, August 07, 2019 08:18:29 Pacific Daylight Time
Printed: Wednesday, August 07, 2019 08:18:35 Pacific Daylight Time

**Name: 190806M1_36, Date: 06-Aug-2019, Time: 16:41:22, ID: ST190806M1-11 PFC CS3 19G2306, Description: PFC CS3 19G2306**

| | # | Name | Trace | Area | IS Area | wt/vol | RT | Response | Conc. | %Rec | Recovery ... | Ion Ratio | Ratio Out? |
|---|---|---|---|---|---|---|---|---|---|---|---|---|---|
| 73 | 65 | 13C2-PFDoA | 614.7 > 569.7 | 35757.590 | 34817.348 | 1.00 | 5.62 | 12.838 | 11.7 | 93.6 | NO | | |
| 74 | 66 | d3-N-MeFOSA | 515.2 > 168.9 | 17581.109 | 36673.281 | 1.00 | 5.75 | 5.992 | 136.1 | 90.7 | NO | | |
| 75 | 65 | 13C2-PFDoA | 614.7 > 569.7 | 35757.590 | 34817.348 | 1.00 | 5.62 | 12.838 | 11.7 | 93.6 | NO | | |
| 76 | 67 | 13C2-PFTeDA | 715.1 > 669.7 | 24620.566 | 36673.281 | 1.00 | 6.09 | 8.392 | 12.3 | 98.1 | NO | | |
| 77 | 67 | 13C2-PFTeDA | 715.1 > 669.7 | 24620.566 | 36673.281 | 1.00 | 6.09 | 8.392 | 12.3 | 98.1 | NO | | |
| 78 | -1 | | | | | | | | | | | | |
| 79 | 42 | N-EtFOSA | 526.1 > 168.9 | 7218.420 | 22702.680 | 1.00 | 6.14 | 47.693 | 51.3 | 102.5 | NO | 1.691 | NO |
| 80 | 43 | PFHxDA | 813.1 > 768.6 | 15165.319 | 12961.166 | 1.00 | 6.44 | 5.850 | 10.4 | 103.6 | NO | 19.810 | NO |
| 81 | 44 | PFODA | 913.1 > 868.8 | 19383.883 | 12961.166 | 1.00 | 6.68 | 7.478 | 11.0 | 109.8 | NO | | |
| 82 | 45 | N-MeFOSE | 616.1 > 58.9 | 4497.767 | 13904.238 | 1.00 | 6.32 | 48.522 | 46.4 | 92.9 | NO | | |
| 83 | 46 | N-EtFOSE | 630.1 > 58.9 | 5866.046 | 13881.320 | 1.00 | 6.47 | 63.388 | 50.7 | 101.5 | NO | | |
| 84 | 72 | 13C4-PFBA | 217.0 > 172.0 | 13439.098 | 13439.098 | 1.00 | 1.25 | 12.500 | 12.5 | 100.0 | NO | | |
| 85 | 68 | d5-N-ETFOSA | 531.1 > 168.9 | 22702.680 | 36673.281 | 1.00 | 6.16 | 7.738 | 142.6 | 95.1 | NO | | |
| 86 | 69 | 13C2-PFHxDA | 815 > 769.7 | 12961.166 | 36673.281 | 1.00 | 6.44 | 4.418 | 4.8 | 95.1 | NO | | |
| 87 | 69 | 13C2-PFHxDA | 815 > 769.7 | 12961.166 | 36673.281 | 1.00 | 6.44 | 4.418 | 4.8 | 95.1 | NO | | |
| 88 | 70 | d7-N-MeFOSE | 623.1 > 58.9 | 13904.238 | 36673.281 | 1.00 | 6.31 | 4.739 | 135.8 | 90.5 | NO | | |
| 89 | 71 | d9-N-EtFOSE | 639.2 > 58.8 | 13881.320 | 36673.281 | 1.00 | 6.46 | 4.731 | 137.2 | 91.5 | NO | | |
| 90 | 73 | 13C5-PFHxA | 318.0 > 272.9 | 30135.578 | 30135.578 | 1.00 | 3.02 | 12.500 | 12.5 | 100.0 | NO | | |
| 91 | -1 | | | | | | | | | | | | |
| 92 | 75 | 13C8-PFOA | 420.9 > 376.0 | 36434.785 | 36434.785 | 1.00 | 4.18 | 12.500 | 12.5 | 100.0 | NO | | |
| 93 | 74 | 18O2-PFHxS | 403.0 > 102.6 | 1935.351 | 1935.351 | 1.00 | 3.80 | 12.500 | 12.5 | 100.0 | NO | | |
| 94 | 76 | 13C9-PFNA | 472.2 > 426.9 | 26896.297 | 26896.297 | 1.00 | 4.62 | 12.500 | 12.5 | 100.0 | NO | | |
| 95 | 77 | 13C4-PFOS | 503 > 79.9 | 4678.533 | 4678.533 | 1.00 | 4.71 | 12.500 | 12.5 | 100.0 | NO | | |
| 96 | 78 | 13C6-PFDA | 519.1 > 473.7 | 34817.348 | 34817.348 | 1.00 | 5.00 | 12.500 | 12.5 | 100.0 | NO | | |
| 97 | 79 | 13C7-PFUdA | 570.1 > 524.8 | 36673.281 | 36673.281 | 1.00 | 5.33 | 12.500 | 12.5 | 100.0 | NO | | |

Vista Analytical Laboratory

Dataset: Untitled

Last Altered: Wednesday, August 07, 2019 16:21:08 Pacific Daylight Time
Printed: Wednesday, August 07, 2019 16:21:15 Pacific Daylight Time

**Method: F:\Projects\PFAS.PRO\MethDB\PFAS_FULL_80C_080619.mdb 06 Aug 2019 13:58:16**
**Calibration: F:\Projects\PFAS.PRO\CurveDB\C18_VAL-PFAS_Q4_08-06-19.cdb 06 Aug 2019 14:25:35**

**Compound name: PFBA**

| | # Name | ID | Acq.Date | Acq.Time |
|---|---|---|---|---|
| 1 | 1 190806M1_1 | IPA | 06-Aug-19 | 10:30:20 |
| 2 | 2 190806M1_2 | Condition 1 | 06-Aug-19 | 10:40:53 |
| 3 | 3 190806M1_3 | Condition 2 | 06-Aug-19 | 10:51:32 |
| 4 | 4 190806M1_4 | Condition 3 | 06-Aug-19 | 11:02:05 |
| 5 | 5 190806M1_5 | Condition 4 | 06-Aug-19 | 11:12:43 |
| 6 | 6 190806M1_6 | Condition 5 | 06-Aug-19 | 11:23:16 |
| 7 | 7 190806M1_7 | IPA | 06-Aug-19 | 11:33:55 |
| 8 | 8 190806M1_8 | ST190806M1-1 PFC CS-2 19G2301 | 06-Aug-19 | 11:44:33 |
| 9 | 9 190806M1_9 | ST190806M1-2 PFC CS-1 19G2302 | 06-Aug-19 | 11:55:06 |
| 10 | 10 190806M1_10 | ST190806M1-3 PFC CS0 19G2303 | 06-Aug-19 | 12:05:44 |
| 11 | 11 190806M1_11 | ST190806M1-4 PFC CS1 19G2304 | 06-Aug-19 | 12:16:22 |
| 12 | 12 190806M1_12 | ST190806M1-5 PFC CS2 19G2305 | 06-Aug-19 | 12:26:55 |
| 13 | 13 190806M1_13 | ST190806M1-6 PFC CS3 19G2306 | 06-Aug-19 | 12:37:33 |
| 14 | 14 190806M1_14 | ST190806M1-7 PFC CS4 19G2307 | 06-Aug-19 | 12:48:12 |
| 15 | 15 190806M1_15 | ST190806M1-8 PFC CS5 19G2308 | 06-Aug-19 | 12:58:44 |
| 16 | 16 190806M1_16 | ST190806M1-9 PFC CS6 19G2309 | 06-Aug-19 | 13:09:22 |
| 17 | 17 190806M1_17 | ST190806M1-10 PFC CS7 19G2310 | 06-Aug-19 | 13:19:56 |
| 18 | 18 190806M1_18 | IB | 06-Aug-19 | 13:30:34 |
| 19 | 19 190806M1_19 | ICV190806M1-1 PFC ICV 19G2311 | 06-Aug-19 | 13:41:06 |
| 20 | 20 190806M1_20 | IPA | 06-Aug-19 | 13:51:45 |
| 21 | 21 190806M1_21 | B9G0264-BS1 OPR 1 | 06-Aug-19 | 14:02:26 |
| 22 | 22 190806M1_22 | B9G0264-BLK1 Method Blank 1 | 06-Aug-19 | 14:13:02 |
| 23 | 23 190806M1_23 | 1902189-01 SAOA-B03-SO-5-5.5 1.08 | 06-Aug-19 | 14:23:35 |
| 24 | 24 190806M1_24 | 1902189-02 SAOA-B03-SO-20-20.5 1.21 | 06-Aug-19 | 14:34:14 |
| 25 | 25 190806M1_25 | 1902189-15 NAOA-B04-SO-69-69.5 1.17 | 06-Aug-19 | 14:44:47 |
| 26 | 26 190806M1_26 | 1902189-18 SAOA-B02-SO-56-56.5 1.28 | 06-Aug-19 | 14:55:25 |
| 27 | 27 190806M1_27 | B9H0005-BS1 OPR 1 | 06-Aug-19 | 15:05:59 |
| 28 | 28 190806M1_28 | B9H0005-BLK1 Method Blank 1 | 06-Aug-19 | 15:16:37 |
| 29 | 29 190806M1_29 | 1900655-01RE1 IA19-DU3-03042019-10-15-1 1.01 | 06-Aug-19 | 15:27:10 |
| 30 | 30 190806M1_30 | 1900655-02RE1 IA19-DU2-03042019-10-25-1 1.03 | 06-Aug-19 | 15:37:48 |
| 31 | 31 190806M1_31 | 1900655-03RE1 IA19-DU2-03042019-10-25-2 1 | 06-Aug-19 | 15:48:21 |
| 32 | 32 190806M1_32 | 1900655-04RE1 IA19-DU2-03042019-10-25-3 1 | 06-Aug-19 | 15:59:00 |

Vista Analytical Laboratory

Dataset: Untitled

Last Altered: Wednesday, August 07, 2019 16:21:08 Pacific Daylight Time
Printed: Wednesday, August 07, 2019 16:21:15 Pacific Daylight Time

**Compound name: PFBA**

| | # | Name | ID | Acq.Date | Acq.Time |
|---|---|---|---|---|---|
| 33 | 33 | 190806M1_33 | 1900655-05RE1 IA2-DU3-03042019-12-40-1 1.01 | 06-Aug-19 | 16:09:38 |
| 34 | 34 | 190806M1_34 | 1900655-06RE1 IA19-DU1-03042019-11-05-1 1.02 | 06-Aug-19 | 16:20:11 |
| 35 | 35 | 190806M1_35 | IPA | 06-Aug-19 | 16:30:49 |
| 36 | 36 | 190806M1_36 | ST190806M1-11 PFC CS3 19G2306 | 06-Aug-19 | 16:41:22 |
| 37 | 37 | 190806M1_37 | IPA | 06-Aug-19 | 16:52:01 |
| 38 | 38 | 190806M1_38 | 1900716-03RE1 IA22-DU1-10042019-12-40-1 1.02 | 06-Aug-19 | 17:02:33 |
| 39 | 39 | 190806M1_39 | 1900716-04RE1 IA22-DU2-10042019-13-30-1 1 | 06-Aug-19 | 17:13:11 |
| 40 | 40 | 190806M1_40 | 1901614-01RE1 IA-1-DU7R-14062019-09-35-1 1.02 | 06-Aug-19 | 17:23:44 |
| 41 | 41 | 190806M1_41 | 1901614-02RE1 IA-1-DU1R-14062019-10-50-1 1.02 | 06-Aug-19 | 17:34:23 |
| 42 | 42 | 190806M1_42 | 1901614-03RE1 IA-1-DU3R-14062019-12-15-1 1.01 | 06-Aug-19 | 17:44:56 |
| 43 | 43 | 190806M1_43 | 1901614-04RE1 IA-1-DU3R-14062019-12-15-2 1.01 | 06-Aug-19 | 17:55:35 |
| 44 | 44 | 190806M1_44 | 1901614-05RE1 IA-1-DU3R-14062019-12-15-3 1.02 | 06-Aug-19 | 18:06:07 |
| 45 | 45 | 190806M1_45 | 1901614-06RE1 IA-1-DU4R-14062019-13-35-1 1.02 | 06-Aug-19 | 18:16:46 |
| 46 | 46 | 190806M1_46 | 1901614-09RE1 IA-1-DU5R-14062019-15-10-1 1 | 06-Aug-19 | 18:27:19 |
| 47 | 47 | 190806M1_47 | IPA | 06-Aug-19 | 18:37:57 |
| 48 | 48 | 190806M1_48 | ST190806M1-12 PFC CS3 19G2306 | 06-Aug-19 | 18:48:31 |
| 49 | 49 | 190806M1_49 | IPA | 06-Aug-19 | 18:59:10 |
| 50 | 50 | 190806M1_50 | B9H0013-BS1 OPR 0.125 | 06-Aug-19 | 19:09:51 |
| 51 | 51 | 190806M1_51 | B9H0013-BLK1 Method Blank 0.125 | 06-Aug-19 | 19:20:26 |
| 52 | 52 | 190806M1_52 | 1902387-03 AQA 19-11 S3 0.125 | 06-Aug-19 | 19:31:05 |
| 53 | 53 | 190806M1_53 | 1902387-04 AQA 19-11 S4 0.125 | 06-Aug-19 | 19:41:37 |
| 54 | 54 | 190806M1_54 | B9H0019-BS1 OPR 1 | 06-Aug-19 | 19:52:16 |
| 55 | 55 | 190806M1_55 | B9H0019-BLK1 Method Blank 1 | 06-Aug-19 | 20:02:54 |
| 56 | 56 | 190806M1_56 | 1902197-01RE1 Sludge Hooksett Dewater 6.86 | 06-Aug-19 | 20:13:28 |
| 57 | 57 | 190806M1_57 | 1902295-03 July 2019 3.86 | 06-Aug-19 | 20:24:06 |
| 58 | 58 | 190806M1_58 | IPA | 06-Aug-19 | 20:34:44 |
| 59 | 59 | 190806M1_59 | IPA | 06-Aug-19 | 20:45:18 |
| 60 | 60 | 190806M1_60 | IPA | 06-Aug-19 | 20:55:57 |
| 61 | 61 | 190806M1_61 | B9G0312-BS1 OPR 0.25 | 06-Aug-19 | 21:06:34 |
| 62 | 62 | 190806M1_62 | B9G0312-BLK1 Method Blank 0.25 | 06-Aug-19 | 21:17:08 |
| 63 | 63 | 190806M1_63 | 1902340-01 SB-19-C1 20-25 0.24058 | 06-Aug-19 | 21:27:47 |
| 64 | 64 | 190806M1_64 | IPA | 06-Aug-19 | 21:38:19 |
| 65 | 65 | 190806M1_65 | 1902340-01@5X SB-19-C1 20-25 0.24058 | 06-Aug-19 | 21:48:58 |
| 66 | 66 | 190806M1_66 | 1902340-03 SB-19-C2 20-25 0.23794 | 06-Aug-19 | 21:59:31 |
| 67 | 67 | 190806M1_67 | 1902340-05 SB-19-C3 20-25 0.24596 | 06-Aug-19 | 22:10:10 |
| 68 | 68 | 190806M1_68 | 1902340-07 SB-19-C4 20-25 0.23437 | 06-Aug-19 | 22:20:43 |

Vista Analytical Laboratory

Dataset: Untitled

Last Altered: Wednesday, August 07, 2019 16:21:08 Pacific Daylight Time
Printed: Wednesday, August 07, 2019 16:21:15 Pacific Daylight Time

**Compound name: PFBA**

| | # Name | ID | Acq.Date | Acq.Time |
|---|---|---|---|---|
| 69 | 69 190806M1_69 | 1902340-08 SB-19-C4 15-20 0.24446 | 06-Aug-19 | 22:31:21 |
| 70 | 70 190806M1_70 | IPA | 06-Aug-19 | 22:41:54 |
| 71 | 71 190806M1_71 | ST190806M1-13 PFC CS3 19G2306 | 06-Aug-19 | 22:52:32 |
| 72 | 72 190806M1_72 | IPA | 06-Aug-19 | 23:03:05 |
| 73 | 73 190806M1_73 | 1902340-15 SB-19-N1 55-60 0.25012 | 06-Aug-19 | 23:13:43 |
| 74 | 74 190806M1_74 | 1902340-16 SB-19-N2 55-60 0.25388 | 06-Aug-19 | 23:24:16 |
| 75 | 75 190806M1_75 | 1902340-17 SB-19-N2 (48-53) 0.25043 | 06-Aug-19 | 23:34:55 |
| 76 | 76 190806M1_76 | 1902340-19 SB-19-C1 (5-10) 0.2458 | 06-Aug-19 | 23:45:28 |
| 77 | 77 190806M1_77 | 1902340-20 SB-19-N1 (48-53) 0.24852 | 06-Aug-19 | 23:56:06 |
| 78 | 78 190806M1_78 | 1902340-02 SB-19-C1 15-20 0.2413 | 07-Aug-19 | 00:06:39 |
| 79 | 79 190806M1_79 | IPA | 07-Aug-19 | 00:17:17 |
| 80 | 80 190806M1_80 | IPA | 07-Aug-19 | 00:27:48 |
| 81 | 81 190806M1_81 | 1902340-02@40X SB-19-C1 15-20 0.2413 | 07-Aug-19 | 00:38:26 |
| 82 | 82 190806M1_82 | IPA | 07-Aug-19 | 00:48:59 |
| 83 | 83 190806M1_83 | IPA | 07-Aug-19 | 00:59:37 |
| 84 | 84 190806M1_84 | IPA | 07-Aug-19 | 01:10:10 |
| 85 | 85 190806M1_85 | 1902340-04 SB-19-C2 15-20 0.24308 | 07-Aug-19 | 01:20:48 |
| 86 | 86 190806M1_86 | IPA | 07-Aug-19 | 01:31:22 |
| 87 | 87 190806M1_87 | IPA | 07-Aug-19 | 01:42:00 |
| 88 | 88 190806M1_88 | 1902340-04@10X SB-19-C2 15-20 0.24308 | 07-Aug-19 | 01:52:32 |
| 89 | 89 190806M1_89 | IPA | 07-Aug-19 | 02:03:11 |
| 90 | 90 190806M1_90 | IPA | 07-Aug-19 | 02:13:44 |
| 91 | 91 190806M1_91 | 1902340-06 SB-19-C3 15-20 0.24224 | 07-Aug-19 | 02:24:22 |
| 92 | 92 190806M1_92 | IPA | 07-Aug-19 | 02:34:55 |
| 93 | 93 190806M1_93 | IPA | 07-Aug-19 | 02:45:34 |
| 94 | 94 190806M1_94 | ST190806M1-14 PFC CS3 19G2306 | 07-Aug-19 | 02:56:07 |
| 95 | 95 190806M1_95 | IPA | 07-Aug-19 | 03:06:45 |
| 96 | 96 190806M1_96 | 1902340-06@20X SB-19-C3 15-20 0.24224 | 07-Aug-19 | 03:17:18 |
| 97 | 97 190806M1_97 | IPA | 07-Aug-19 | 03:27:56 |
| 98 | 98 190806M1_98 | IPA | 07-Aug-19 | 03:38:29 |
| 99 | 99 190806M1_99 | 1902340-09 SB-19-C1 10-15 0.23978 | 07-Aug-19 | 03:49:07 |
| 100 | 100 190806M1_100 | IPA | 07-Aug-19 | 03:59:41 |
| 101 | 101 190806M1_101 | IPA | 07-Aug-19 | 04:10:19 |
| 102 | 102 190806M1_102 | 1902340-09@20X SB-19-C1 10-15 0.23978 | 07-Aug-19 | 04:20:52 |
| 103 | 103 190806M1_103 | IPA | 07-Aug-19 | 04:31:31 |
| 104 | 104 190806M1_104 | IPA | 07-Aug-19 | 04:42:03 |

Vista Analytical Laboratory

Dataset: Untitled

Last Altered: Wednesday, August 07, 2019 16:21:08 Pacific Daylight Time
Printed: Wednesday, August 07, 2019 16:21:15 Pacific Daylight Time

**Compound name: PFBA**

| | # Name | ID | Acq.Date | Acq.Time |
|---|---|---|---|---|
| 105 | 105 190806M1_105 | 1902340-10 SB-19-C2 10-15 0.2419 | 07-Aug-19 | 04:52:42 |
| 106 | 106 190806M1_106 | IPA | 07-Aug-19 | 05:03:15 |
| 107 | 107 190806M1_107 | IPA | 07-Aug-19 | 05:13:45 |
| 108 | 108 190806M1_108 | 1902340-10@50X SB-19-C2 10-15 0.2419 | 07-Aug-19 | 05:24:23 |
| 109 | 109 190806M1_109 | IPA | 07-Aug-19 | 05:34:56 |
| 110 | 110 190806M1_110 | IPA | 07-Aug-19 | 05:45:35 |
| 111 | 111 190806M1_111 | 1902340-11 SB-19-C3 10-15 0.24555 | 07-Aug-19 | 05:56:08 |
| 112 | 112 190806M1_112 | IPA | 07-Aug-19 | 06:06:46 |
| 113 | 113 190806M1_113 | IPA | 07-Aug-19 | 06:17:24 |
| 114 | 114 190806M1_114 | IPA | 07-Aug-19 | 06:27:57 |
| 115 | 115 190806M1_115 | IPA | 07-Aug-19 | 06:38:35 |
| 116 | 116 190806M1_116 | IPA | 07-Aug-19 | 06:49:08 |
| 117 | 117 190806M1_117 | IPA | 07-Aug-19 | 06:59:46 |
| 118 | 118 190806M1_118 | 1902340-11@5X SB-19-C3 10-15 0.24555 | 07-Aug-19 | 07:10:19 |
| 119 | 119 190806M1_119 | IPA | 07-Aug-19 | 07:20:58 |
| 120 | 120 190806M1_120 | IPA | 07-Aug-19 | 07:31:31 |
| 121 | 121 190806M1_121 | IPA | 07-Aug-19 | 07:42:09 |
| 122 | 122 190806M1_122 | IPA | 07-Aug-19 | 07:52:43 |
| 123 | 123 190806M1_123 | IPA | 07-Aug-19 | 08:03:22 |
| 124 | 124 190806M1_124 | IPA | 07-Aug-19 | 08:14:00 |
| 125 | 125 190806M1_125 | 1902340-11@1000X SB-19-C3 10-15 0.24555 | 07-Aug-19 | 08:24:33 |
| 126 | 126 190806M1_126 | IPA | 07-Aug-19 | 08:35:11 |
| 127 | 127 190806M1_127 | IPA | 07-Aug-19 | 08:45:45 |
| 128 | 128 190806M1_128 | 1902340-12 SB-19-C4 10-15 0.24794 | 07-Aug-19 | 08:56:23 |
| 129 | 129 190806M1_129 | IPA | 07-Aug-19 | 09:07:02 |
| 130 | 130 190806M1_130 | IPA | 07-Aug-19 | 09:17:35 |
| 131 | 131 190806M1_131 | IPA | 07-Aug-19 | 09:29:34 |
| 132 | 132 190806M1_132 | IPA | 07-Aug-19 | 09:40:15 |
| 133 | 133 190806M1_133 | 1902340-12@50X SB-19-C4 10-15 0.24794 | 07-Aug-19 | 09:51:21 |
| 134 | 134 190806M1_134 | IPA | 07-Aug-19 | 10:01:57 |
| 135 | 135 190806M1_135 | IPA | 07-Aug-19 | 10:12:33 |
| 136 | 136 190806M1_136 | ST190806M1-15 PFC CS3 19G2306 | 07-Aug-19 | 10:23:12 |
| 137 | 137 190806M1_137 | IPA | 07-Aug-19 | 10:33:50 |
| 138 | 138 190806M1_138 | 1902340-13 SB-19-C4 10-15 DUP 0.24565 | 07-Aug-19 | 10:44:29 |
| 139 | 139 190806M1_139 | IPA | 07-Aug-19 | 10:55:01 |
| 140 | 140 190806M1_140 | IPA | 07-Aug-19 | 11:05:40 |

Vista Analytical Laboratory

Dataset: Untitled

Last Altered: Wednesday, August 07, 2019 16:21:08 Pacific Daylight Time
Printed: Wednesday, August 07, 2019 16:21:15 Pacific Daylight Time

**Compound name: PFBA**

| | # Name | ID | Acq.Date | Acq.Time |
|---|---|---|---|---|
| 141 | 141 190806M1_141 | IPA | 07-Aug-19 | 11:16:18 |
| 142 | 142 190806M1_142 | 1902340-13@70X SB-19-C4 10-15 DUP 0.24565 | 07-Aug-19 | 11:26:57 |
| 143 | 143 190806M1_143 | IPA | 07-Aug-19 | 11:37:35 |
| 144 | 144 190806M1_144 | IPA | 07-Aug-19 | 11:48:16 |
| 145 | 145 190806M1_145 | 1902340-14 SB-19-C4 5-10 0.24089 | 07-Aug-19 | 11:58:58 |
| 146 | 146 190806M1_146 | IPA | 07-Aug-19 | 12:09:30 |
| 147 | 147 190806M1_147 | IPA | 07-Aug-19 | 12:20:08 |
| 148 | 148 190806M1_148 | 1902340-14@20X SB-19-C4 5-10 0.24089 | 07-Aug-19 | 12:30:47 |
| 149 | 149 190806M1_149 | IPA | 07-Aug-19 | 12:41:25 |
| 150 | 150 190806M1_150 | IPA | 07-Aug-19 | 12:52:05 |
| 151 | 151 190806M1_151 | 1902340-18 SB-19-C2 (5-10) 0.23872 | 07-Aug-19 | 13:02:46 |
| 152 | 152 190806M1_152 | IPA | 07-Aug-19 | 13:13:19 |
| 153 | 153 190806M1_153 | IPA | 07-Aug-19 | 13:25:08 |
| 154 | 154 190806M1_154 | 1902340-18@20X SB-19-C2 (5-10) 0.23872 | 07-Aug-19 | 13:35:49 |
| 155 | 155 190806M1_155 | IPA | 07-Aug-19 | 13:46:22 |
| 156 | 156 190806M1_156 | IPA | 07-Aug-19 | 13:57:00 |
| 157 | 157 190806M1_157 | 1902340-11@1000X STD ADD SB-19-C3 10-15 0.24555 | 07-Aug-19 | 14:07:39 |
| 158 | 158 190806M1_158 | IPA | 07-Aug-19 | 14:18:17 |
| 159 | 159 190806M1_159 | ST190806M1-16 PFC CS3 19G2306 | 07-Aug-19 | 14:28:58 |
| 160 | 160 190806M1_160 | IPA | 07-Aug-19 | 14:39:31 |

Vista Analytical Laboratory

Dataset: F:\Projects\PFAS.PRO\Results\190806M1\190806M1-36.qld

Last Altered: Wednesday, August 07, 2019 08:18:29 Pacific Daylight Time
Printed: Wednesday, August 07, 2019 08:18:35 Pacific Daylight Time

**Method: F:\Projects\PFAS.PRO\MethDB\PFAS_FULL_80C_080619.mdb 06 Aug 2019 13:58:16**
**Calibration: F:\Projects\PFAS.PRO\CurveDB\C18_VAL-PFAS_Q4_08-06-19.cdb 06 Aug 2019 14:25:35**

**Name: 190806M1_36, Date: 06-Aug-2019, Time: 16:41:22, ID: ST190806M1-11 PFC CS3 19G2306, Description: PFC CS3 19G2306**

**PFBA**

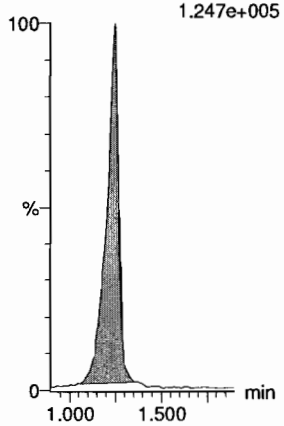


**PFPrS**

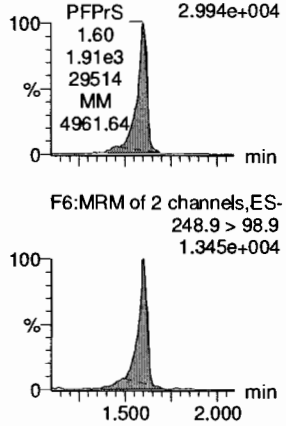





**3:3 FTCA**

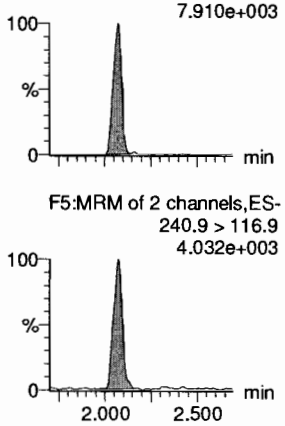





**PFPeA**

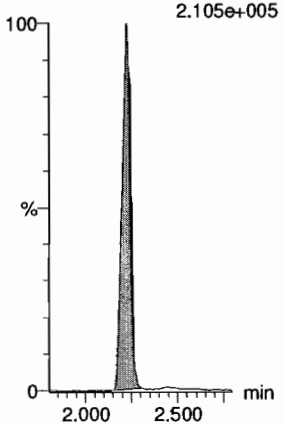


**PFBS**

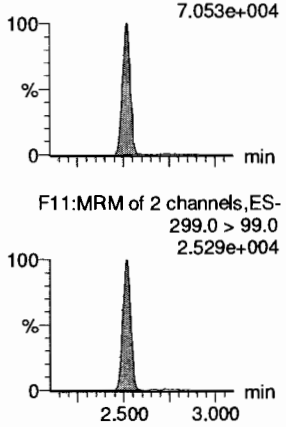





**4:2 FTS**

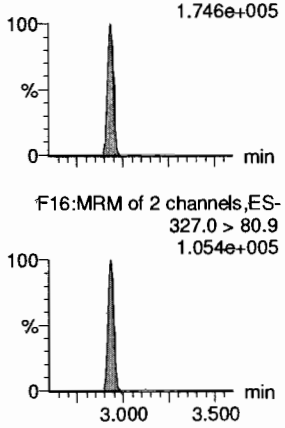





**13C3-PFBA**

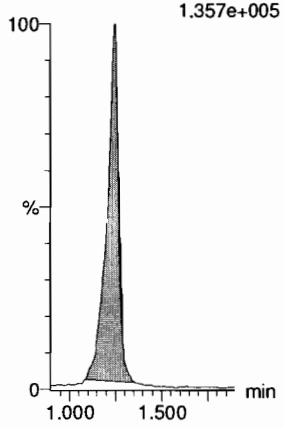


**13C3-PFBS**

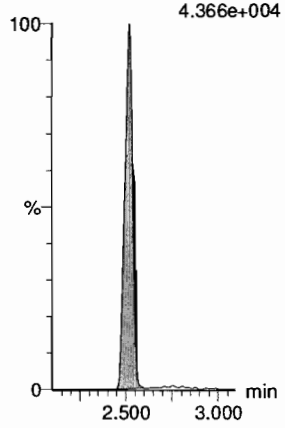


**13C3-PFPeA**

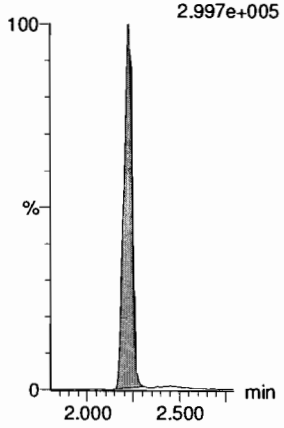


**13C3-PFPeA**

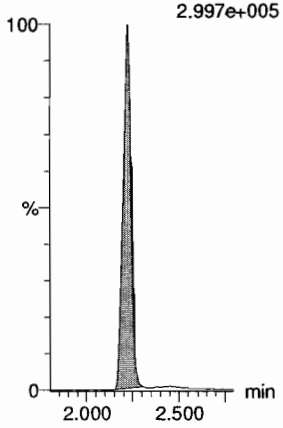


**13C3-PFBS**

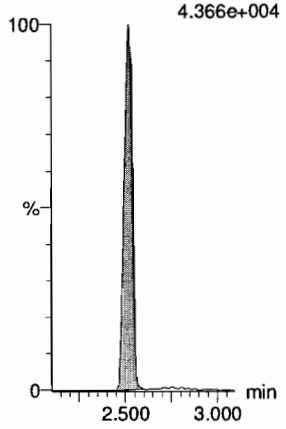


**13C2-4:2 FTS**



Dataset: F:\Projects\PFAS.PRO\Results\190806M1\190806M1-36.qld

Last Altered: Wednesday, August 07, 2019 08:18:29 Pacific Daylight Time
Printed: Wednesday, August 07, 2019 08:18:35 Pacific Daylight Time

**Name: 190806M1_36, Date: 06-Aug-2019, Time: 16:41:22, ID: ST190806M1-11 PFC CS3 19G2306, Description: PFC CS3 19G2306**

**PFHxA**

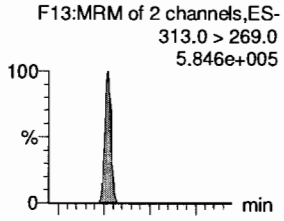


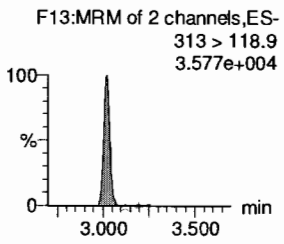


**PFPeS**

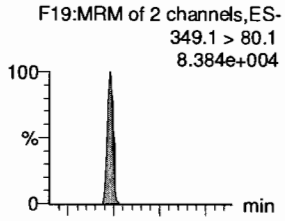


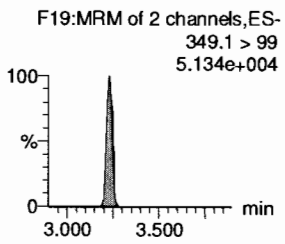


**HFPO-DA**

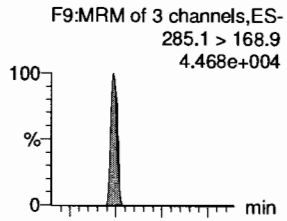


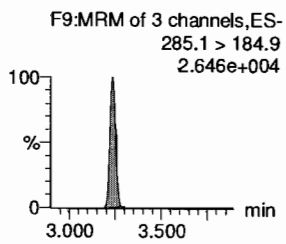


**5:3 FTCA**

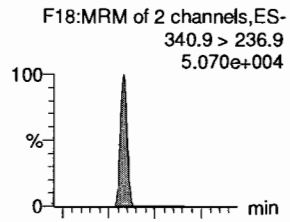


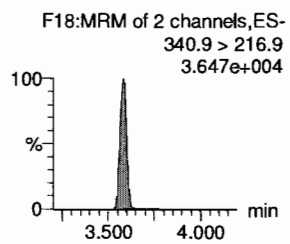


**PFHpA**

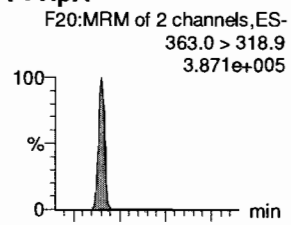


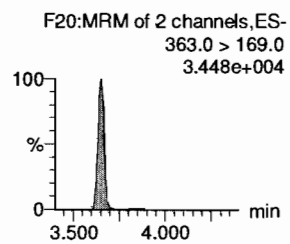


**ADONA**

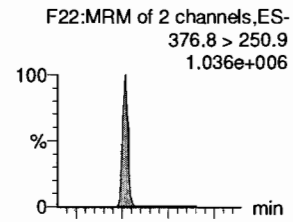


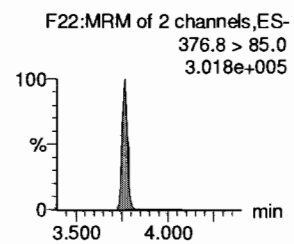


**13C2-PFHxA**

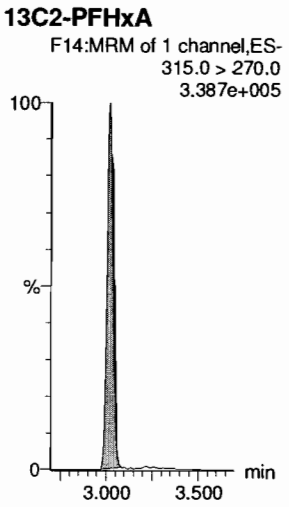


**13C3-PFBS**

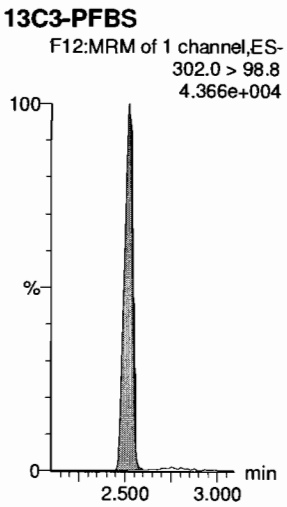


**13C3-HFPO-DA**




**13C4-PFHpA**

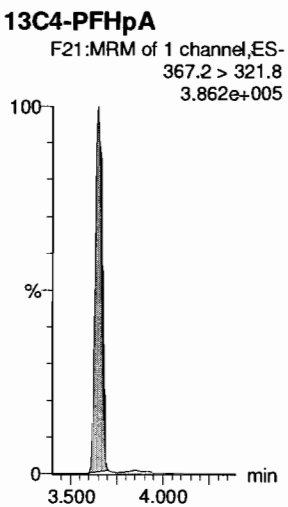


**13C4-PFHpA**

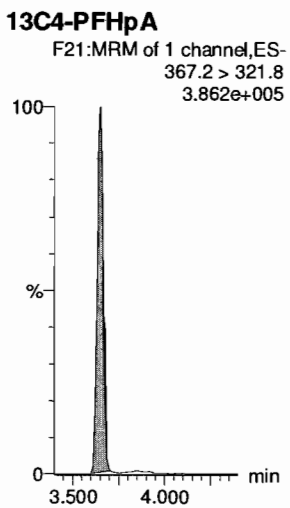


**13C4-PFHpA**

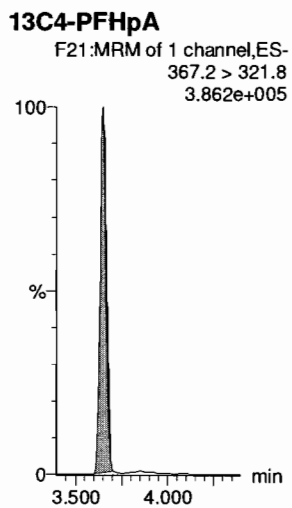

Dataset: F:\Projects\PFAS.PRO\Results\190806M1\190806M1-36.qld

Last Altered: Wednesday, August 07, 2019 08:18:29 Pacific Daylight Time
Printed: Wednesday, August 07, 2019 08:18:35 Pacific Daylight Time

**Name: 190806M1_36, Date: 06-Aug-2019, Time: 16:41:22, ID: ST190806M1-11 PFC CS3 19G2306, Description: PFC CS3 19G2306**

**L-PFHxS**

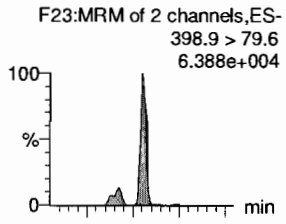


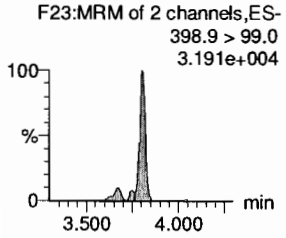


**6:2 FTS**

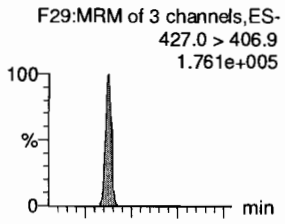


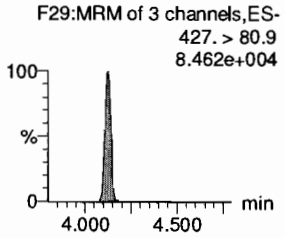


**L-PFOA**

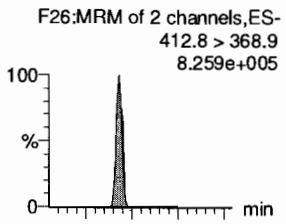


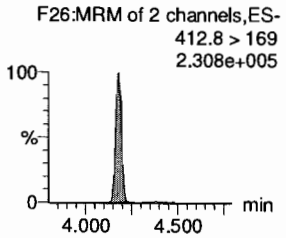


**PFEChS**

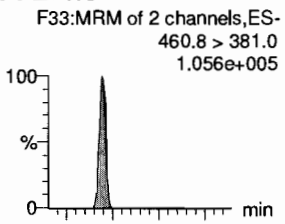


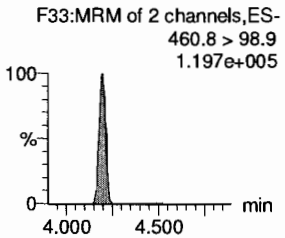


**PFHpS**

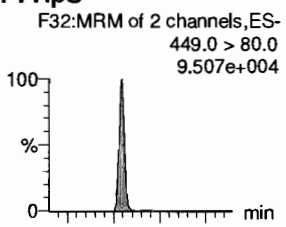


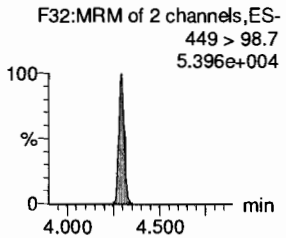


**7:3 FTCA**

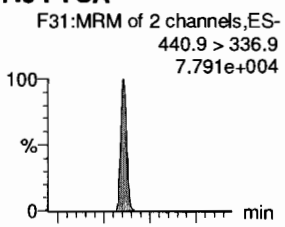


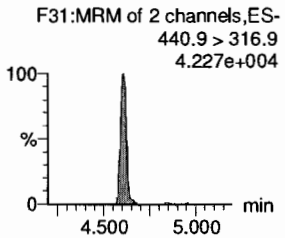


**13C3-PFHxS**

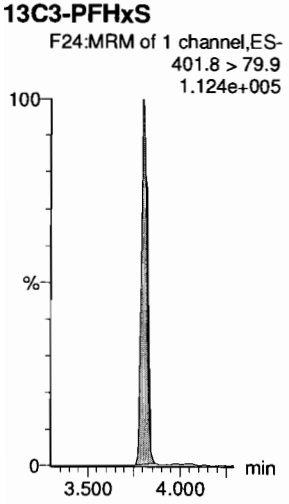


**13C2-6:2 FTS**

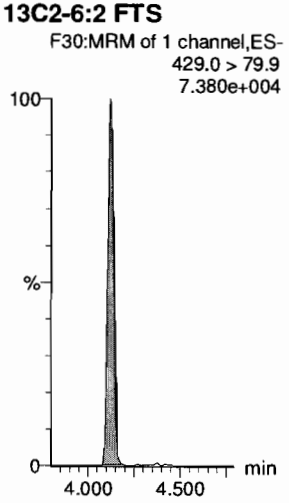


**13C2-PFOA**

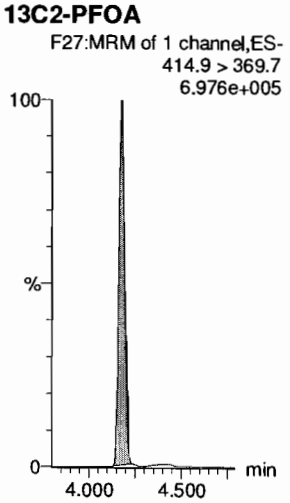


**13C2-PFOA**

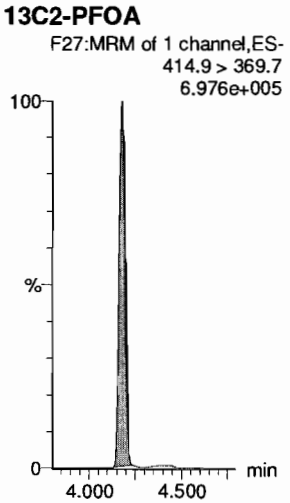


**13C8-PFOS**




**13C5-PFNA**

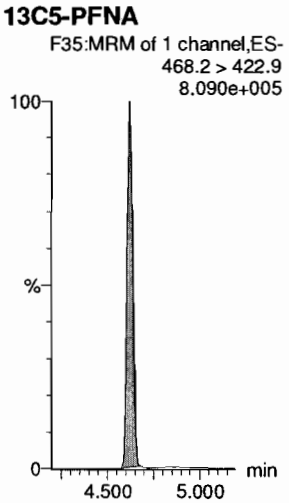

Dataset: F:\Projects\PFAS.PRO\Results\190806M1\190806M1-36.qld

Last Altered: Wednesday, August 07, 2019 08:18:29 Pacific Daylight Time
Printed: Wednesday, August 07, 2019 08:18:35 Pacific Daylight Time

**Name: 190806M1_36, Date: 06-Aug-2019, Time: 16:41:22, ID: ST190806M1-11 PFC CS3 19G2306, Description: PFC CS3 19G2306**

**PFNA**

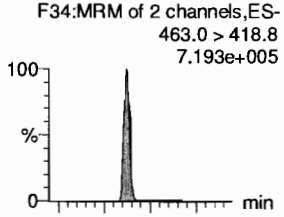


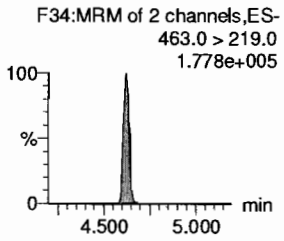


**PFOSA**

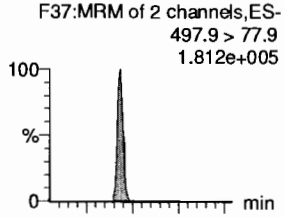


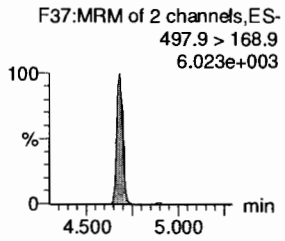


**L-PFOS**

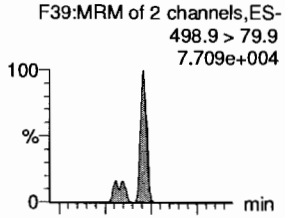


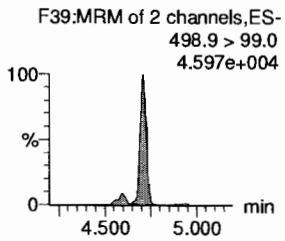


**9Cl-PF30NS**

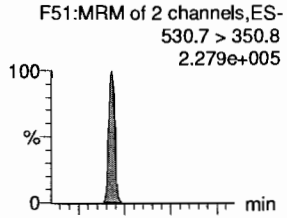


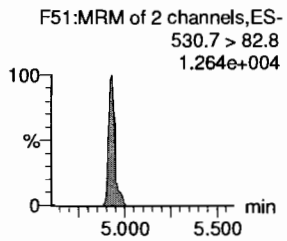


**PFDA**

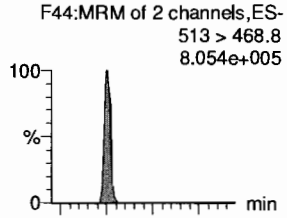


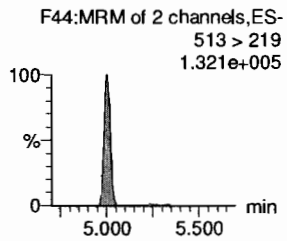


**8:2 FTS**

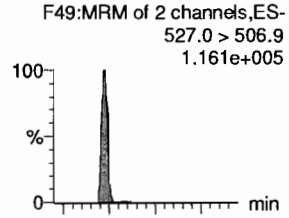


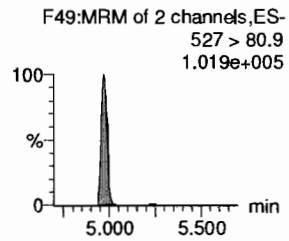


**13C5-PFNA**

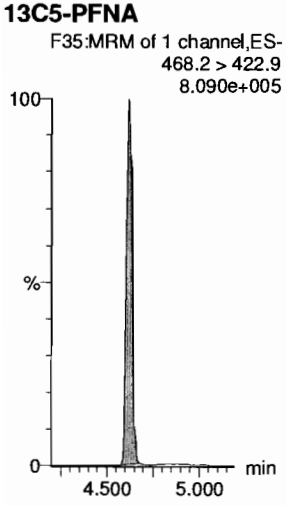


**13C8-PFOSA**

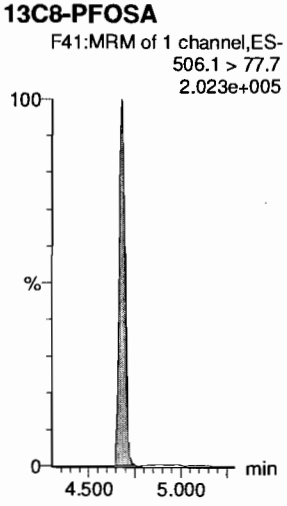


**13C8-PFOS**

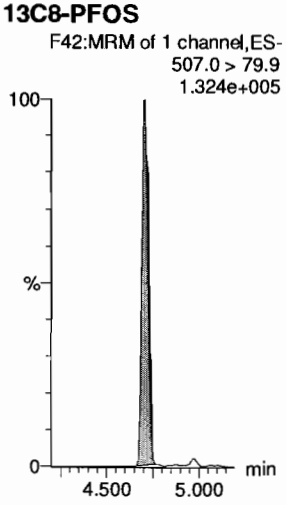


**13C8-PFOS**

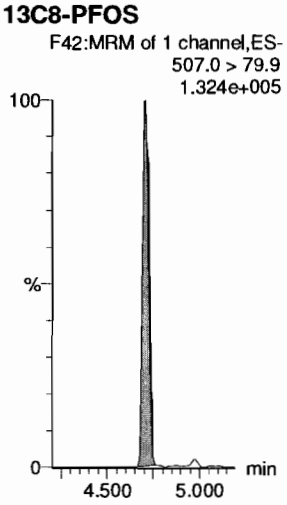


**13C2-PFDA**

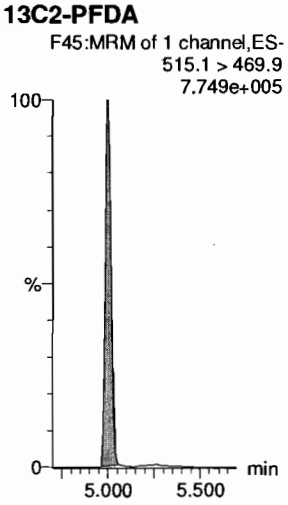


**13C2-8:2 FTS**

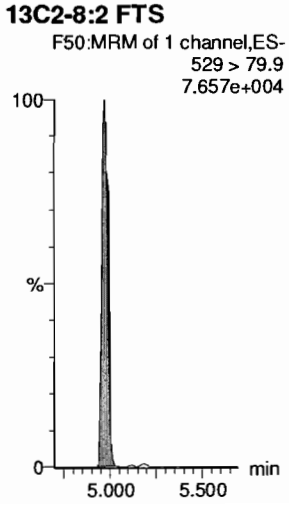

Dataset: F:\Projects\PFAS.PRO\Results\190806M1\190806M1-36.qld

Last Altered: Wednesday, August 07, 2019 08:18:29 Pacific Daylight Time
Printed: Wednesday, August 07, 2019 08:18:35 Pacific Daylight Time

**Name: 190806M1_36, Date: 06-Aug-2019, Time: 16:41:22, ID: ST190806M1-11 PFC CS3 19G2306, Description: PFC CS3 19G2306**

**PFNS**
F53:MRM of 2 channels,ES-
549.1 > 80.1
8.107e+004

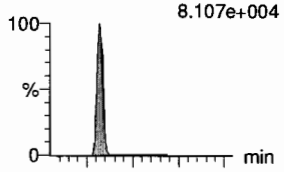

F53:MRM of 2 channels,ES-
549.1 > 99.1
4.395e+004

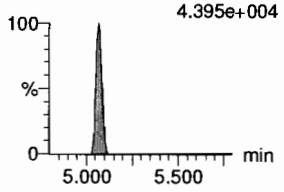

**L-MeFOSAA**
F56:MRM of 2 channels,ES-
570 > 419
2.558e+005

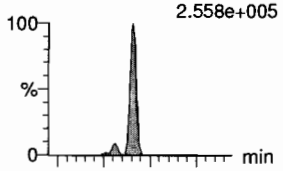

F56:MRM of 2 channels,ES-
570. > 512
9.610e+004

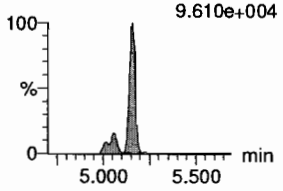

**L-EtFOSAA**
F59:MRM of 2 channels,ES-
584.1 > 419
1.985e+005

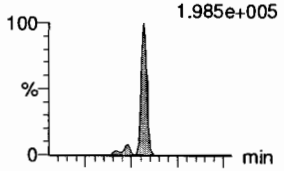

F59:MRM of 2 channels,ES-
584.1 > 526
1.283e+005

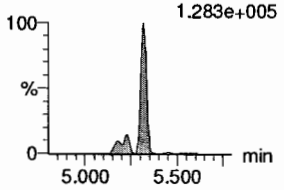

**PFUdA**
F54:MRM of 2 channels,ES-
563.0 > 518.9
7.444e+005

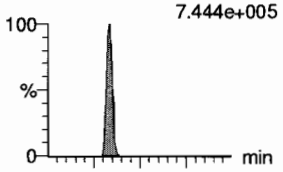

F54:MRM of 2 channels,ES-
563.0 > 269
7.654e+004

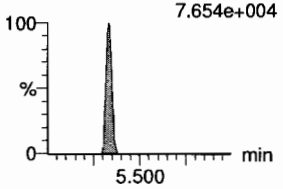

**PFDS**
F61:MRM of 2 channels,ES-
598.8 > 79.9
1.081e+005

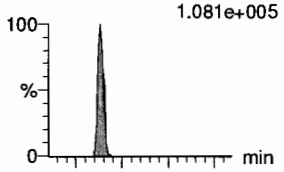

F61:MRM of 2 channels,ES-
598.8 > 98.9
6.175e+004

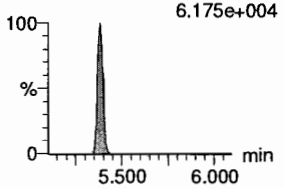

**11Cl-PF30UdS**
F68:MRM of 2 channels,ES-
632.6 > 452.7
4.300e+004

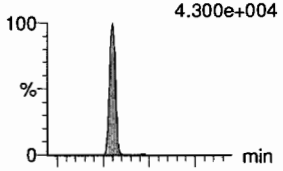

F68:MRM of 2 channels,ES-
632.6 > 450.7
8.348e+003

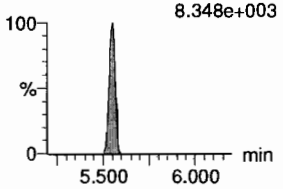

**13C8-PFOS**
F42:MRM of 1 channel,ES-
507.0 > 79.9
1.324e+005

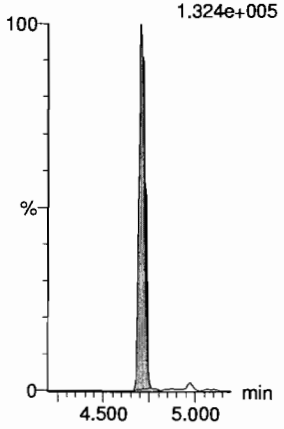

**d3-N-MeFOSAA**
F58:MRM of 1 channel,ES-
573.3 > 419
1.398e+005

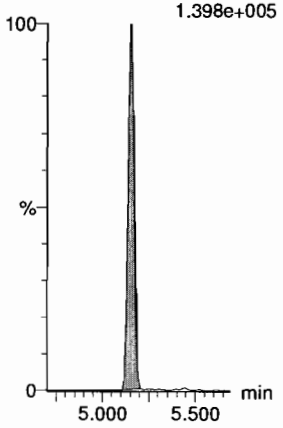

**d5-N-EtFOSAA**
F60:MRM of 1 channel,ES-
589.3 > 419
2.193e+005

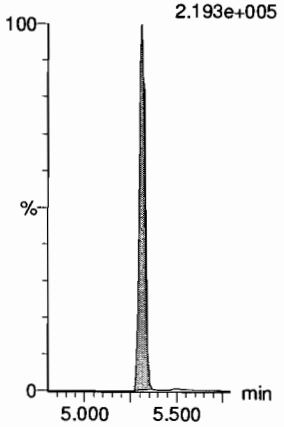

**13C2-PFUdA**
F55:MRM of 1 channel,ES-
565 > 519.8
9.836e+005

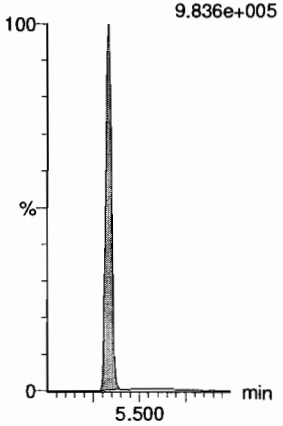

**13C2-8:2 FTS**
F50:MRM of 1 channel,ES-
529 > 79.9
7.657e+004

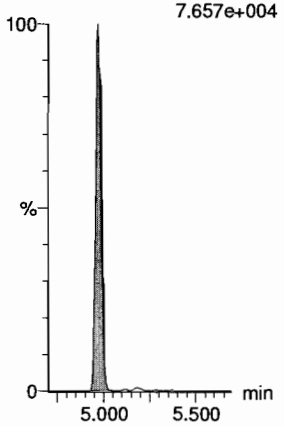

**13C2-PFDoA**
F63:MRM of 1 channel,ES-
614.7 > 569.7
9.714e+005

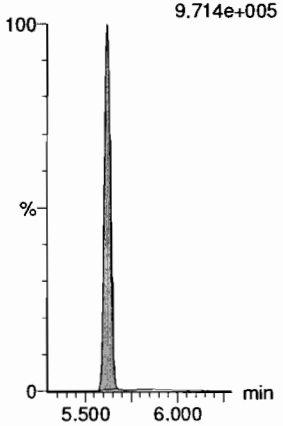

Dataset: F:\Projects\PFAS.PRO\Results\190806M1\190806M1-36.qld

Last Altered: Wednesday, August 07, 2019 08:18:29 Pacific Daylight Time
Printed: Wednesday, August 07, 2019 08:18:35 Pacific Daylight Time

**Name: 190806M1_36, Date: 06-Aug-2019, Time: 16:41:22, ID: ST190806M1-11 PFC CS3 19G2306, Description: PFC CS3 19G2306**

**10:2 FTS**
F66:MRM of 2 channels,ES-
627.0 > 606.9
1.346e+005

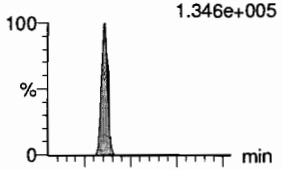

F66:MRM of 2 channels,ES-
627.0 > 80.9
8.387e+004

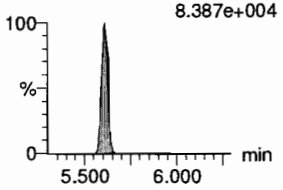

**PFDoA**
F62:MRM of 4 channels,ES-
612.9 > 569.0
7.802e+005

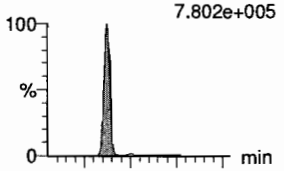

F62:MRM of 4 channels,ES-
612.9 > 318.8
9.339e+004

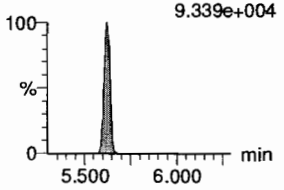

**N-MeFOSA**
F43:MRM of 2 channels,ES-
512.1 > 168.9
1.688e+005

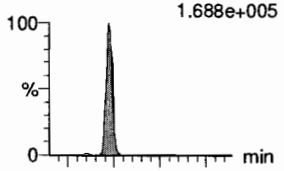

F43:MRM of 2 channels,ES-
512.1 > 219
1.104e+005

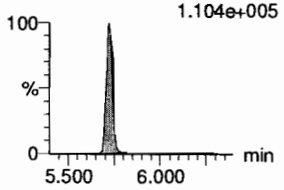

**PFTrDA**
F70:MRM of 2 channels,ES-
662.9 > 618.9
9.545e+005

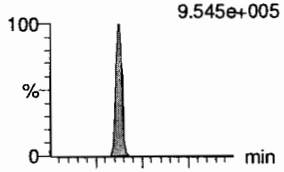

F70:MRM of 2 channels,ES-
662.9 > 319
4.190e+004

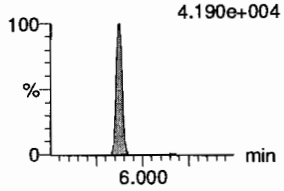

**PFDoS**
F71:MRM of 2 channels,ES-
698.8 > 79.9
9.419e+004

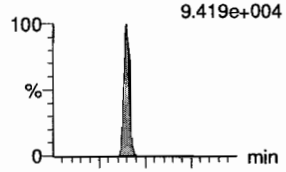

F71:MRM of 2 channels,ES-
698.8 > 98.9
4.767e+004

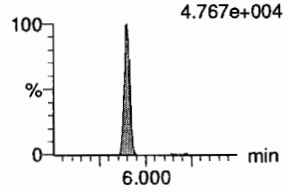

**PFTeDA**
F72:MRM of 2 channels,ES-
713.0 > 669.0
8.047e+005

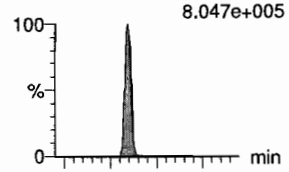

F72:MRM of 2 channels,ES-
713. > 369.0
5.461e+004

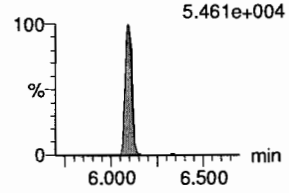

**13C2-PFDoA**
F63:MRM of 1 channel,ES-
614.7 > 569.7
9.714e+005

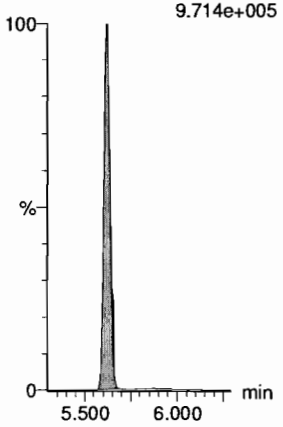

**13C2-PFDoA**
F63:MRM of 1 channel,ES-
614.7 > 569.7
9.714e+005

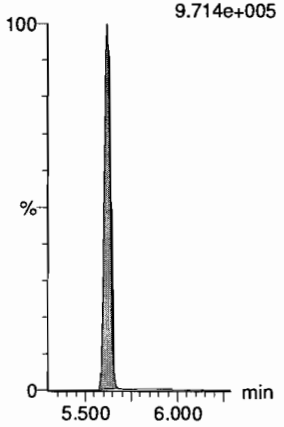

**d3-N-MeFOSA**
F46:MRM of 1 channel,ES-
515.2 > 168.9
4.570e+005

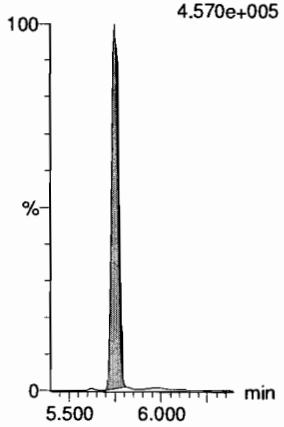

**13C2-PFDoA**
F63:MRM of 1 channel,ES-
614.7 > 569.7
9.714e+005

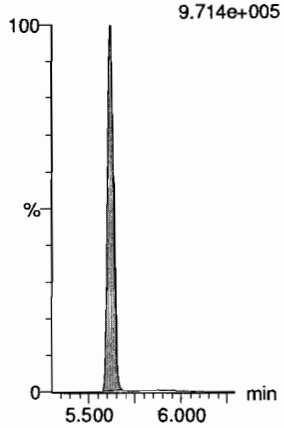

**13C2-PFTeDA**
F73:MRM of 2 channels,ES-
715.1 > 669.7
6.632e+005

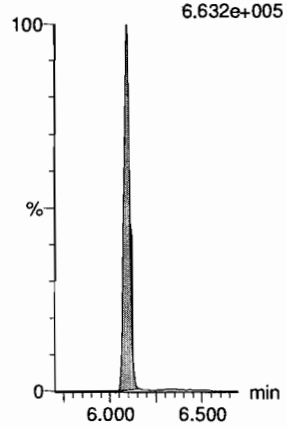

**13C2-PFTeDA**
F73:MRM of 2 channels,ES-
715.1 > 669.7
6.632e+005

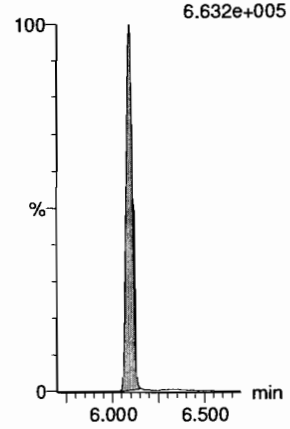

Dataset: F:\Projects\PFAS.PRO\Results\190806M1\190806M1-36.qld

Last Altered: Wednesday, August 07, 2019 08:18:29 Pacific Daylight Time
Printed: Wednesday, August 07, 2019 08:18:35 Pacific Daylight Time

**Name: 190806M1_36, Date: 06-Aug-2019, Time: 16:41:22, ID: ST190806M1-11 PFC CS3 19G2306, Description: PFC CS3 19G2306**

**N-EtFOSA**

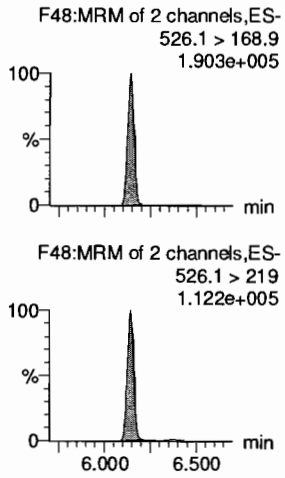


**PFHxDA**

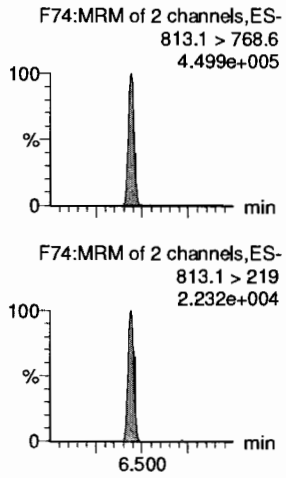


**PFODA**

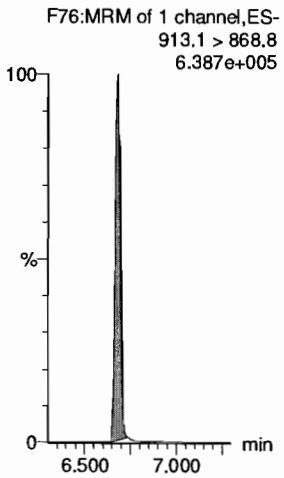


**N-MeFOSE**

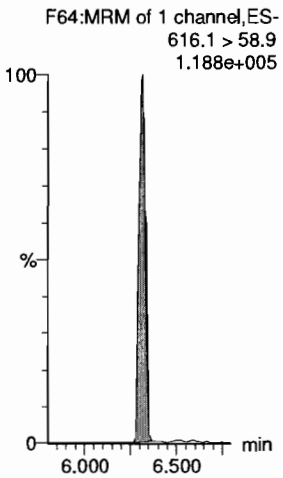


**N-EtFOSE**

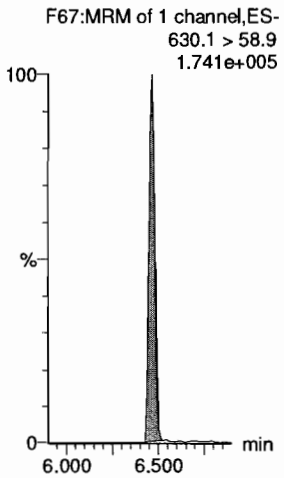


**13C4-PFBA**

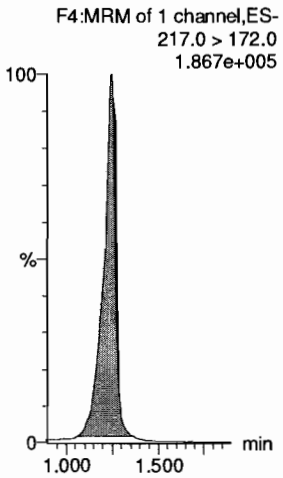


**d5-N-ETFOSA**

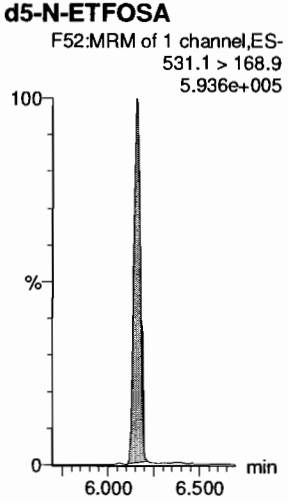


**13C2-PFHxDA**

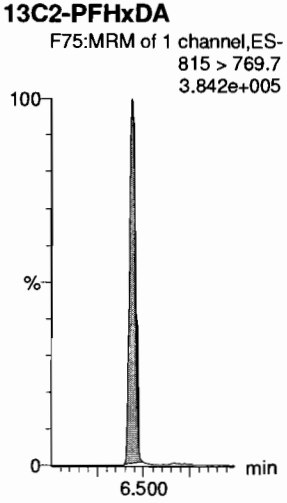


**13C2-PFHxDA**

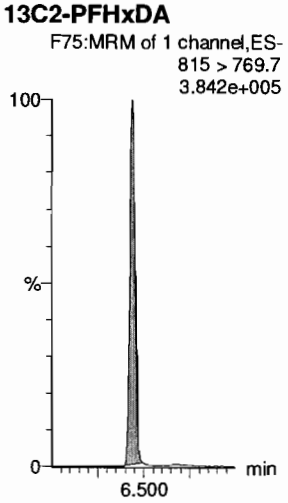


**d7-N-MeFOSE**




**d9-N-EtFOSE**




**13C5-PFHxA**

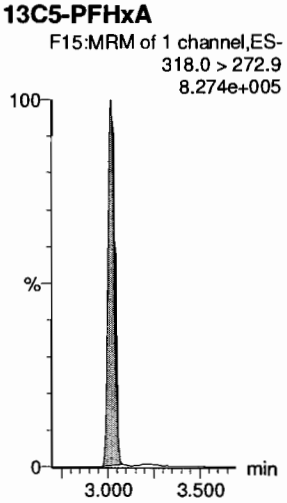

Dataset: F:\Projects\PFAS.PRO\Results\190806M1\190806M1-36.qld

Last Altered: Wednesday, August 07, 2019 08:18:29 Pacific Daylight Time
Printed: Wednesday, August 07, 2019 08:18:35 Pacific Daylight Time

**Name: 190806M1_36, Date: 06-Aug-2019, Time: 16:41:22, ID: ST190806M1-11 PFC CS3 19G2306, Description: PFC CS3 19G2306**

**13C8-PFOA**

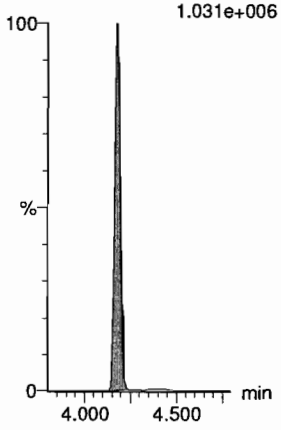


**18O2-PFHxS**

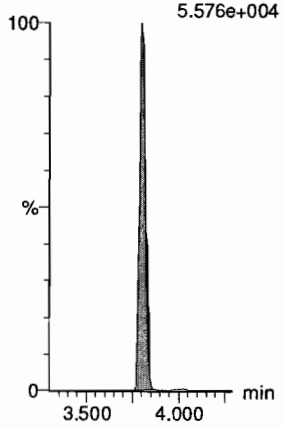


**13C9-PFNA**

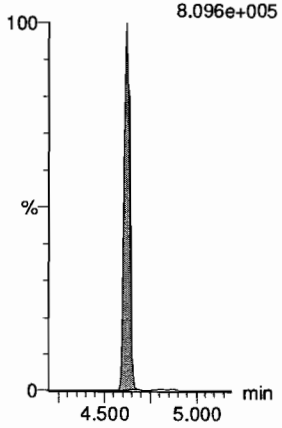


**13C4-PFOS**

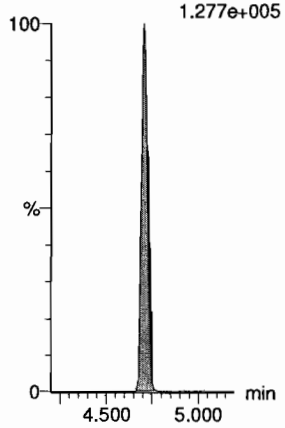


**13C6-PFDA**

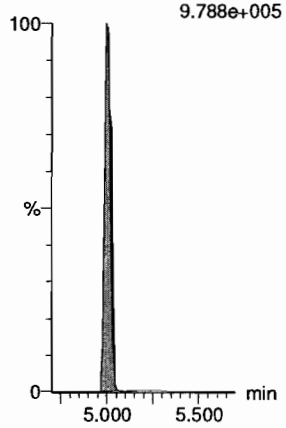


**13C7-PFUdA**

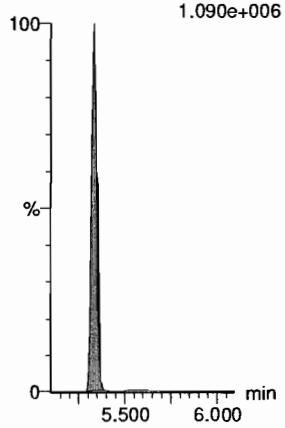

Vista Analytical Laboratory

Dataset: Untitled

Last Altered: Thursday, August 08, 2019 11:36:51 Pacific Daylight Time
Printed: Thursday, August 08, 2019 11:37:16 Pacific Daylight Time

**Method: F:\Projects\PFAS.PRO\MethDB\PFAS_RS-08-04-19.mdb 04 Aug 2019 18:34:12**
**Calibration: 08 Aug 2019 11:36:51**

**Name: 190807M4_5, Date: 07-Aug-2019, Time: 18:33:36, ID: ST190807M4-3 PFC CS0 19G2303, Description: PFC CS0 19G2303**

| | # | Name | ID | Area | %Rec | Area Out |
|---|---|---|---|---|---|---|
| 1 | 1 | 13C4-PFBA | ST190807M4-3 PFC CS0 19G2303 | 1.91e3 | 100.0 | NO |
| 2 | 2 | 13C5-PFHxA | ST190807M4-3 PFC CS0 19G2303 | 5.95e3 | 100.0 | NO |
| 3 | 3 | 18O2-PFHxS | ST190807M4-3 PFC CS0 19G2303 | 7.17e2 | 100.0 | NO |
| 4 | 4 | 13C8-PFOA | ST190807M4-3 PFC CS0 19G2303 | 9.56e3 | 100.0 | NO |
| 5 | 5 | 13C9-PFNA | ST190807M4-3 PFC CS0 19G2303 | 6.58e3 | 100.0 | NO |
| 6 | 6 | 13C4-PFOS | ST190807M4-3 PFC CS0 19G2303 | 1.89e3 | 100.0 | NO |
| 7 | 7 | 13C6-PFDA | ST190807M4-3 PFC CS0 19G2303 | 9.55e3 | 100.0 | NO |
| 8 | 8 | 13C7-PFUdA | ST190807M4-3 PFC CS0 19G2303 | 1.22e4 | 100.0 | NO |

**Name: 190807M4_6, Date: 07-Aug-2019, Time: 18:44:08, ID: ST190807M4-4 PFC CS1 19G2304, Description: PFC CS1 19G2304**

| | # | Name | ID | Area | %Rec | Area Out |
|---|---|---|---|---|---|---|
| 1 | 1 | 13C4-PFBA | ST190807M4-4 PFC CS1 19G2304 | 1.86e3 | 97.6 | NO |
| 2 | 2 | 13C5-PFHxA | ST190807M4-4 PFC CS1 19G2304 | 5.35e3 | 89.8 | NO |
| 3 | 3 | 18O2-PFHxS | ST190807M4-4 PFC CS1 19G2304 | 6.41e2 | 89.5 | NO |
| 4 | 4 | 13C8-PFOA | ST190807M4-4 PFC CS1 19G2304 | 8.67e3 | 90.6 | NO |
| 5 | 5 | 13C9-PFNA | ST190807M4-4 PFC CS1 19G2304 | 6.01e3 | 91.3 | NO |
| 6 | 6 | 13C4-PFOS | ST190807M4-4 PFC CS1 19G2304 | 1.84e3 | 97.3 | NO |
| 7 | 7 | 13C6-PFDA | ST190807M4-4 PFC CS1 19G2304 | 1.01e4 | 105.5 | NO |
| 8 | 8 | 13C7-PFUdA | ST190807M4-4 PFC CS1 19G2304 | 1.20e4 | 98.3 | NO |

**Name: 190807M4_7, Date: 07-Aug-2019, Time: 18:54:47, ID: ST190807M4-5 PFC CS2 19G2305, Description: PFC CS2 19G2305**

| | # | Name | ID | Area | %Rec | Area Out |
|---|---|---|---|---|---|---|
| 1 | 1 | 13C4-PFBA | ST190807M4-5 PFC CS2 19G2305 | 2.00e3 | 104.4 | NO |
| 2 | 2 | 13C5-PFHxA | ST190807M4-5 PFC CS2 19G2305 | 5.51e3 | 92.5 | NO |
| 3 | 3 | 18O2-PFHxS | ST190807M4-5 PFC CS2 19G2305 | 6.44e2 | 89.8 | NO |
| 4 | 4 | 13C8-PFOA | ST190807M4-5 PFC CS2 19G2305 | 9.66e3 | 101.0 | NO |
| 5 | 5 | 13C9-PFNA | ST190807M4-5 PFC CS2 19G2305 | 6.25e3 | 95.0 | NO |
| 6 | 6 | 13C4-PFOS | ST190807M4-5 PFC CS2 19G2305 | 1.78e3 | 94.0 | NO |
| 7 | 7 | 13C6-PFDA | ST190807M4-5 PFC CS2 19G2305 | 9.35e3 | 98.0 | NO |
| 8 | 8 | 13C7-PFUdA | ST190807M4-5 PFC CS2 19G2305 | 1.18e4 | 96.8 | NO |

**Name: 190807M4_8, Date: 07-Aug-2019, Time: 19:05:20, ID: ST190807M4-6 PFC CS3 19G2306, Description: PFC CS3 19G2306**

| | # | Name | ID | Area | %Rec | Area Out |
|---|---|---|---|---|---|---|
| 1 | 1 | 13C4-PFBA | ST190807M4-6 PFC CS3 19G2306 | 1.94e3 | 101.5 | NO |
| 2 | 2 | 13C5-PFHxA | ST190807M4-6 PFC CS3 19G2306 | 5.96e3 | 100.1 | NO |
| 3 | 3 | 18O2-PFHxS | ST190807M4-6 PFC CS3 19G2306 | 7.42e2 | 103.5 | NO |
| 4 | 4 | 13C8-PFOA | ST190807M4-6 PFC CS3 19G2306 | 9.17e3 | 95.8 | NO |
| 5 | 5 | 13C9-PFNA | ST190807M4-6 PFC CS3 19G2306 | 6.91e3 | 105.0 | NO |
| 6 | 6 | 13C4-PFOS | ST190807M4-6 PFC CS3 19G2306 | 1.92e3 | 101.7 | NO |
| 7 | 7 | 13C6-PFDA | ST190807M4-6 PFC CS3 19G2306 | 1.00e4 | 104.9 | NO |
| 8 | 8 | 13C7-PFUdA | ST190807M4-6 PFC CS3 19G2306 | 1.21e4 | 99.2 | NO |

Dataset: Untitled

Last Altered: Thursday, August 08, 2019 11:36:51 Pacific Daylight Time
Printed: Thursday, August 08, 2019 11:37:16 Pacific Daylight Time

**Name: 190807M4_9, Date: 07-Aug-2019, Time: 19:15:59, ID: ST190807M4-7 PFC CS4 19G2307, Description: PFC CS4 19G2307**

| | # | Name | ID | Area | %Rec | Area Out |
|---|---|---|---|---|---|---|
| 1 | 1 | 13C4-PFBA | ST190807M4-7 PFC CS4 19G2307 | 1.92e3 | 100.2 | NO |
| 2 | 2 | 13C5-PFHxA | ST190807M4-7 PFC CS4 19G2307 | 5.33e3 | 89.5 | NO |
| 3 | 3 | 18O2-PFHxS | ST190807M4-7 PFC CS4 19G2307 | 6.13e2 | 85.5 | NO |
| 4 | 4 | 13C8-PFOA | ST190807M4-7 PFC CS4 19G2307 | 8.66e3 | 90.6 | NO |
| 5 | 5 | 13C9-PFNA | ST190807M4-7 PFC CS4 19G2307 | 6.26e3 | 95.1 | NO |
| 6 | 6 | 13C4-PFOS | ST190807M4-7 PFC CS4 19G2307 | 1.63e3 | 86.1 | NO |
| 7 | 7 | 13C6-PFDA | ST190807M4-7 PFC CS4 19G2307 | 9.77e3 | 102.3 | NO |
| 8 | 8 | 13C7-PFUdA | ST190807M4-7 PFC CS4 19G2307 | 1.13e4 | 92.8 | NO |

**Name: 190807M4_10, Date: 07-Aug-2019, Time: 19:26:31, ID: ST190807M4-8 PFC CS5 19G2308, Description: PFC CS5 19G2308**

| | # | Name | ID | Area | %Rec | Area Out |
|---|---|---|---|---|---|---|
| 1 | 1 | 13C4-PFBA | ST190807M4-8 PFC CS5 19G2308 | 1.12e3 | 58.4 | NO |
| 2 | 2 | 13C5-PFHxA | ST190807M4-8 PFC CS5 19G2308 | 2.81e3 | 47.2 | YES |
| 3 | 3 | 18O2-PFHxS | ST190807M4-8 PFC CS5 19G2308 | 3.28e2 | 45.7 | YES |
| 4 | 4 | 13C8-PFOA | ST190807M4-8 PFC CS5 19G2308 | 4.61e3 | 48.2 | YES |
| 5 | 5 | 13C9-PFNA | ST190807M4-8 PFC CS5 19G2308 | 2.86e3 | 43.5 | YES |
| 6 | 6 | 13C4-PFOS | ST190807M4-8 PFC CS5 19G2308 | 1.04e3 | 54.8 | NO |
| 7 | 7 | 13C6-PFDA | ST190807M4-8 PFC CS5 19G2308 | 5.00e3 | 52.4 | NO |
| 8 | 8 | 13C7-PFUdA | ST190807M4-8 PFC CS5 19G2308 | 6.47e3 | 53.0 | NO |

**Name: 190807M4_11, Date: 07-Aug-2019, Time: 19:37:10, ID: ST190807M4-9 PFC CS6 19G2309, Description: PFC CS6 19G2309**

| | # | Name | ID | Area | %Rec | Area Out |
|---|---|---|---|---|---|---|
| 1 | 1 | 13C4-PFBA | ST190807M4-9 PFC CS6 19G2309 | 1.91e3 | 100.0 | NO |
| 2 | 2 | 13C5-PFHxA | ST190807M4-9 PFC CS6 19G2309 | 4.93e3 | 82.9 | NO |
| 3 | 3 | 18O2-PFHxS | ST190807M4-9 PFC CS6 19G2309 | 5.65e2 | 78.8 | NO |
| 4 | 4 | 13C8-PFOA | ST190807M4-9 PFC CS6 19G2309 | 7.29e3 | 76.2 | NO |
| 5 | 5 | 13C9-PFNA | ST190807M4-9 PFC CS6 19G2309 | 5.40e3 | 82.0 | NO |
| 6 | 6 | 13C4-PFOS | ST190807M4-9 PFC CS6 19G2309 | 1.45e3 | 76.7 | NO |
| 7 | 7 | 13C6-PFDA | ST190807M4-9 PFC CS6 19G2309 | 7.83e3 | 82.0 | NO |
| 8 | 8 | 13C7-PFUdA | ST190807M4-9 PFC CS6 19G2309 | 9.21e3 | 75.5 | NO |

**Name: 190807M4_12, Date: 07-Aug-2019, Time: 19:47:42, ID: ST190807M4-10 PFC CS7 19G2310, Description: PFC CS7 19G2310**

| | # | Name | ID | Area | %Rec | Area Out |
|---|---|---|---|---|---|---|
| 1 | 1 | 13C4-PFBA | ST190807M4-10 PFC CS7 19G2310 | 1.75e3 | 91.5 | NO |
| 2 | 2 | 13C5-PFHxA | ST190807M4-10 PFC CS7 19G2310 | 3.70e3 | 62.1 | NO |
| 3 | 3 | 18O2-PFHxS | ST190807M4-10 PFC CS7 19G2310 | 5.25e2 | 73.2 | NO |
| 4 | 4 | 13C8-PFOA | ST190807M4-10 PFC CS7 19G2310 | 5.33e3 | 55.7 | NO |
| 5 | 5 | 13C9-PFNA | ST190807M4-10 PFC CS7 19G2310 | 4.72e3 | 71.7 | NO |
| 6 | 6 | 13C4-PFOS | ST190807M4-10 PFC CS7 19G2310 | 1.25e3 | 66.0 | NO |
| 7 | 7 | 13C6-PFDA | ST190807M4-10 PFC CS7 19G2310 | 6.28e3 | 65.8 | NO |
| 8 | 8 | 13C7-PFUdA | ST190807M4-10 PFC CS7 19G2310 | 7.31e3 | 59.9 | NO |

Dataset: Untitled

Last Altered: Thursday, August 08, 2019 11:36:51 Pacific Daylight Time
Printed: Thursday, August 08, 2019 11:37:16 Pacific Daylight Time

**Name: 190807M4_13, Date: 07-Aug-2019, Time: 19:58:21, ID: IB, Description: IB**

| | # | Name | ID | Area | %Rec | Area Out |
|---|---|---|---|---|---|---|
| 1 | 1 | 13C4-PFBA | IB | 2.08e3 | 108.9 | NO |
| 2 | 2 | 13C5-PFHxA | IB | 5.93e3 | 99.6 | NO |
| 3 | 3 | 18O2-PFHxS | IB | 7.21e2 | 100.6 | NO |
| 4 | 4 | 13C8-PFOA | IB | 9.80e3 | 102.5 | NO |
| 5 | 5 | 13C9-PFNA | IB | 6.70e3 | 101.7 | NO |
| 6 | 6 | 13C4-PFOS | IB | 1.86e3 | 98.5 | NO |
| 7 | 7 | 13C6-PFDA | IB | 1.01e4 | 106.2 | NO |
| 8 | 8 | 13C7-PFUdA | IB | 1.21e4 | 99.0 | NO |

**Name: 190807M4_14, Date: 07-Aug-2019, Time: 20:08:59, ID: ICV190807M4-1 PFC ICV 19G2311, Description: PFC ICV 19G2311**

| | # | Name | ID | Area | %Rec | Area Out |
|---|---|---|---|---|---|---|
| 1 | 1 | 13C4-PFBA | ICV190807M4-1 PFC ICV 19G2311 | 6.53e3 | 341.4 | YES |
| 2 | 2 | 13C5-PFHxA | ICV190807M4-1 PFC ICV 19G2311 | 2.27e4 | 381.5 | YES |
| 3 | 3 | 18O2-PFHxS | ICV190807M4-1 PFC ICV 19G2311 | 2.57e3 | 358.9 | YES |
| 4 | 4 | 13C8-PFOA | ICV190807M4-1 PFC ICV 19G2311 | 3.46e4 | 361.6 | YES |
| 5 | 5 | 13C9-PFNA | ICV190807M4-1 PFC ICV 19G2311 | 2.44e4 | 371.2 | YES |
| 6 | 6 | 13C4-PFOS | ICV190807M4-1 PFC ICV 19G2311 | 6.70e3 | 354.0 | YES |
| 7 | 7 | 13C6-PFDA | ICV190807M4-1 PFC ICV 19G2311 | 3.63e4 | 380.0 | YES |
| 8 | 8 | 13C7-PFUdA | ICV190807M4-1 PFC ICV 19G2311 | 4.34e4 | 355.9 | YES |

**Name: 190807M4_15, Date: 07-Aug-2019, Time: 20:19:32, ID: IPA, Description: IPA**

| | # | Name | ID | Area | %Rec | Area Out |
|---|---|---|---|---|---|---|
| 1 | 1 | 13C4-PFBA | IPA | | | NO |
| 2 | 2 | 13C5-PFHxA | IPA | | | NO |
| 3 | 3 | 18O2-PFHxS | IPA | | | NO |
| 4 | 4 | 13C8-PFOA | IPA | | | NO |
| 5 | 5 | 13C9-PFNA | IPA | | | NO |
| 6 | 6 | 13C4-PFOS | IPA | | | NO |
| 7 | 7 | 13C6-PFDA | IPA | | | NO |
| 8 | 8 | 13C7-PFUdA | IPA | | | NO |

**Name: 190807M4_16, Date: 07-Aug-2019, Time: 20:30:10, ID: B9G0278-BS1 OPR 1, Description: OPR**

| | # | Name | ID | Area | %Rec | Area Out |
|---|---|---|---|---|---|---|
| 1 | 1 | 13C4-PFBA | B9G0278-BS1 OPR 1 | 1.68e3 | 88.0 | NO |
| 2 | 2 | 13C5-PFHxA | B9G0278-BS1 OPR 1 | 3.48e3 | 58.5 | NO |
| 3 | 3 | 18O2-PFHxS | B9G0278-BS1 OPR 1 | 4.46e2 | 62.3 | NO |
| 4 | 4 | 13C8-PFOA | B9G0278-BS1 OPR 1 | 6.16e3 | 64.4 | NO |
| 5 | 5 | 13C9-PFNA | B9G0278-BS1 OPR 1 | 4.72e3 | 71.7 | NO |
| 6 | 6 | 13C4-PFOS | B9G0278-BS1 OPR 1 | 1.21e3 | 63.9 | NO |
| 7 | 7 | 13C6-PFDA | B9G0278-BS1 OPR 1 | 9.51e3 | 99.6 | NO |
| 8 | 8 | 13C7-PFUdA | B9G0278-BS1 OPR 1 | 9.26e3 | 75.9 | NO |

Dataset: Untitled

Last Altered: Thursday, August 08, 2019 11:36:51 Pacific Daylight Time
Printed: Thursday, August 08, 2019 11:37:16 Pacific Daylight Time

**Name: 190807M4_17, Date: 07-Aug-2019, Time: 20:40:44, ID: B9G0278-BLK1 Method Blank 1, Description: Method Blank**

| | # | Name | ID | Area | %Rec | Area Out |
|---|---|---|---|---|---|---|
| 1 | 1 | 13C4-PFBA | B9G0278-BLK1 Method Blank 1 | 2.11e3 | 110.6 | NO |
| 2 | 2 | 13C5-PFHxA | B9G0278-BLK1 Method Blank 1 | 4.49e3 | 75.5 | NO |
| 3 | 3 | 18O2-PFHxS | B9G0278-BLK1 Method Blank 1 | 6.26e2 | 87.4 | NO |
| 4 | 4 | 13C8-PFOA | B9G0278-BLK1 Method Blank 1 | 7.59e3 | 79.4 | NO |
| 5 | 5 | 13C9-PFNA | B9G0278-BLK1 Method Blank 1 | 5.20e3 | 79.1 | NO |
| 6 | 6 | 13C4-PFOS | B9G0278-BLK1 Method Blank 1 | 1.43e3 | 75.4 | NO |
| 7 | 7 | 13C6-PFDA | B9G0278-BLK1 Method Blank 1 | 1.06e4 | 110.7 | NO |
| 8 | 8 | 13C7-PFUdA | B9G0278-BLK1 Method Blank 1 | 9.89e3 | 81.1 | NO |

**Name: 190807M4_18, Date: 07-Aug-2019, Time: 20:51:22, ID: B9G0278-MS1 Matrix Spike 1.11, Description: Matrix Spike**

| | # | Name | ID | Area | %Rec | Area Out |
|---|---|---|---|---|---|---|
| 1 | 1 | 13C4-PFBA | B9G0278-MS1 Matrix Spike 1.11 | 2.14e3 | 112.1 | NO |
| 2 | 2 | 13C5-PFHxA | B9G0278-MS1 Matrix Spike 1.11 | 4.37e3 | 73.4 | NO |
| 3 | 3 | 18O2-PFHxS | B9G0278-MS1 Matrix Spike 1.11 | 5.01e2 | 69.8 | NO |
| 4 | 4 | 13C8-PFOA | B9G0278-MS1 Matrix Spike 1.11 | 7.75e3 | 81.0 | NO |
| 5 | 5 | 13C9-PFNA | B9G0278-MS1 Matrix Spike 1.11 | 5.72e3 | 86.9 | NO |
| 6 | 6 | 13C4-PFOS | B9G0278-MS1 Matrix Spike 1.11 | 1.35e3 | 71.1 | NO |
| 7 | 7 | 13C6-PFDA | B9G0278-MS1 Matrix Spike 1.11 | 1.00e4 | 104.8 | NO |
| 8 | 8 | 13C7-PFUdA | B9G0278-MS1 Matrix Spike 1.11 | 1.05e4 | 85.9 | NO |

**Name: 190807M4_19, Date: 07-Aug-2019, Time: 21:01:56, ID: B9G0278-MSD1 Matrix Spike Dup 1.11, Description: Matrix Spike Dup**

| | # | Name | ID | Area | %Rec | Area Out |
|---|---|---|---|---|---|---|
| 1 | 1 | 13C4-PFBA | B9G0278-MSD1 Matrix Spike Dup 1.11 | 2.37e3 | 123.9 | NO |
| 2 | 2 | 13C5-PFHxA | B9G0278-MSD1 Matrix Spike Dup 1.11 | 5.01e3 | 84.2 | NO |
| 3 | 3 | 18O2-PFHxS | B9G0278-MSD1 Matrix Spike Dup 1.11 | 7.16e2 | 99.8 | NO |
| 4 | 4 | 13C8-PFOA | B9G0278-MSD1 Matrix Spike Dup 1.11 | 8.80e3 | 92.0 | NO |
| 5 | 5 | 13C9-PFNA | B9G0278-MSD1 Matrix Spike Dup 1.11 | 5.99e3 | 91.0 | NO |
| 6 | 6 | 13C4-PFOS | B9G0278-MSD1 Matrix Spike Dup 1.11 | 1.73e3 | 91.3 | NO |
| 7 | 7 | 13C6-PFDA | B9G0278-MSD1 Matrix Spike Dup 1.11 | 1.17e4 | 122.9 | NO |
| 8 | 8 | 13C7-PFUdA | B9G0278-MSD1 Matrix Spike Dup 1.11 | 1.24e4 | 101.4 | NO |

**Name: 190807M4_20, Date: 07-Aug-2019, Time: 21:12:34, ID: 1902194-01 DRUM-14 1.29, Description: DRUM-14**

| | # | Name | ID | Area | %Rec | Area Out |
|---|---|---|---|---|---|---|
| 1 | 1 | 13C4-PFBA | 1902194-01 DRUM-14 1.29 | 2.07e3 | 108.4 | NO |
| 2 | 2 | 13C5-PFHxA | 1902194-01 DRUM-14 1.29 | 4.52e3 | 75.9 | NO |
| 3 | 3 | 18O2-PFHxS | 1902194-01 DRUM-14 1.29 | 5.61e2 | 78.3 | NO |
| 4 | 4 | 13C8-PFOA | 1902194-01 DRUM-14 1.29 | 7.56e3 | 79.0 | NO |
| 5 | 5 | 13C9-PFNA | 1902194-01 DRUM-14 1.29 | 5.75e3 | 87.4 | NO |
| 6 | 6 | 13C4-PFOS | 1902194-01 DRUM-14 1.29 | 1.50e3 | 79.2 | NO |
| 7 | 7 | 13C6-PFDA | 1902194-01 DRUM-14 1.29 | 1.05e4 | 110.3 | NO |
| 8 | 8 | 13C7-PFUdA | 1902194-01 DRUM-14 1.29 | 1.04e4 | 85.2 | NO |

Dataset: Untitled

Last Altered: Thursday, August 08, 2019 11:36:51 Pacific Daylight Time
Printed: Thursday, August 08, 2019 11:37:16 Pacific Daylight Time

**Name: 190807M4_21, Date: 07-Aug-2019, Time: 21:23:06, ID: 1902194-02 DRUM-15 1.06, Description: DRUM-15**

| | # | Name | ID | Area | %Rec | Area Out |
|---|---|---|---|---|---|---|
| 1 | 1 | 13C4-PFBA | 1902194-02 DRUM-15 1.06 | 2.62e3 | 136.9 | NO |
| 2 | 2 | 13C5-PFHxA | 1902194-02 DRUM-15 1.06 | 4.99e3 | 83.8 | NO |
| 3 | 3 | 18O2-PFHxS | 1902194-02 DRUM-15 1.06 | 7.13e2 | 99.4 | NO |
| 4 | 4 | 13C8-PFOA | 1902194-02 DRUM-15 1.06 | 8.81e3 | 92.1 | NO |
| 5 | 5 | 13C9-PFNA | 1902194-02 DRUM-15 1.06 | 6.15e3 | 93.5 | NO |
| 6 | 6 | 13C4-PFOS | 1902194-02 DRUM-15 1.06 | 1.72e3 | 90.7 | NO |
| 7 | 7 | 13C6-PFDA | 1902194-02 DRUM-15 1.06 | 1.19e4 | 124.3 | NO |
| 8 | 8 | 13C7-PFUdA | 1902194-02 DRUM-15 1.06 | 1.12e4 | 91.7 | NO |

**Name: 190807M4_22, Date: 07-Aug-2019, Time: 21:33:45, ID: 1902194-03 DRUM-16 1.04, Description: DRUM-16**

| | # | Name | ID | Area | %Rec | Area Out |
|---|---|---|---|---|---|---|
| 1 | 1 | 13C4-PFBA | 1902194-03 DRUM-16 1.04 | 2.52e3 | 131.9 | NO |
| 2 | 2 | 13C5-PFHxA | 1902194-03 DRUM-16 1.04 | 5.03e3 | 84.4 | NO |
| 3 | 3 | 18O2-PFHxS | 1902194-03 DRUM-16 1.04 | 6.61e2 | 92.2 | NO |
| 4 | 4 | 13C8-PFOA | 1902194-03 DRUM-16 1.04 | 8.55e3 | 89.4 | NO |
| 5 | 5 | 13C9-PFNA | 1902194-03 DRUM-16 1.04 | 6.32e3 | 96.0 | NO |
| 6 | 6 | 13C4-PFOS | 1902194-03 DRUM-16 1.04 | 1.66e3 | 87.7 | NO |
| 7 | 7 | 13C6-PFDA | 1902194-03 DRUM-16 1.04 | 1.06e4 | 111.2 | NO |
| 8 | 8 | 13C7-PFUdA | 1902194-03 DRUM-16 1.04 | 1.15e4 | 93.9 | NO |

**Name: 190807M4_23, Date: 07-Aug-2019, Time: 21:44:23, ID: 1902194-04 DRUM-17 1.05, Description: DRUM-17**

| | # | Name | ID | Area | %Rec | Area Out |
|---|---|---|---|---|---|---|
| 1 | 1 | 13C4-PFBA | 1902194-04 DRUM-17 1.05 | 2.30e3 | 120.2 | NO |
| 2 | 2 | 13C5-PFHxA | 1902194-04 DRUM-17 1.05 | 4.99e3 | 83.8 | NO |
| 3 | 3 | 18O2-PFHxS | 1902194-04 DRUM-17 1.05 | 6.42e2 | 89.6 | NO |
| 4 | 4 | 13C8-PFOA | 1902194-04 DRUM-17 1.05 | 8.05e3 | 84.2 | NO |
| 5 | 5 | 13C9-PFNA | 1902194-04 DRUM-17 1.05 | 5.73e3 | 87.1 | NO |
| 6 | 6 | 13C4-PFOS | 1902194-04 DRUM-17 1.05 | 1.60e3 | 84.8 | NO |
| 7 | 7 | 13C6-PFDA | 1902194-04 DRUM-17 1.05 | 1.12e4 | 117.7 | NO |
| 8 | 8 | 13C7-PFUdA | 1902194-04 DRUM-17 1.05 | 1.13e4 | 92.7 | NO |

**Name: 190807M4_24, Date: 07-Aug-2019, Time: 21:54:56, ID: 1902194-05 DRUM-18 1.12, Description: DRUM-18**

| | # | Name | ID | Area | %Rec | Area Out |
|---|---|---|---|---|---|---|
| 1 | 1 | 13C4-PFBA | 1902194-05 DRUM-18 1.12 | 2.40e3 | 125.5 | NO |
| 2 | 2 | 13C5-PFHxA | 1902194-05 DRUM-18 1.12 | 4.94e3 | 82.9 | NO |
| 3 | 3 | 18O2-PFHxS | 1902194-05 DRUM-18 1.12 | 6.39e2 | 89.2 | NO |
| 4 | 4 | 13C8-PFOA | 1902194-05 DRUM-18 1.12 | 7.92e3 | 82.8 | NO |
| 5 | 5 | 13C9-PFNA | 1902194-05 DRUM-18 1.12 | 5.86e3 | 89.1 | NO |
| 6 | 6 | 13C4-PFOS | 1902194-05 DRUM-18 1.12 | 1.48e3 | 78.1 | NO |
| 7 | 7 | 13C6-PFDA | 1902194-05 DRUM-18 1.12 | 1.14e4 | 119.9 | NO |
| 8 | 8 | 13C7-PFUdA | 1902194-05 DRUM-18 1.12 | 1.09e4 | 89.0 | NO |

Dataset: Untitled

Last Altered: Thursday, August 08, 2019 11:36:51 Pacific Daylight Time
Printed: Thursday, August 08, 2019 11:37:16 Pacific Daylight Time

**Name: 190807M4_25, Date: 07-Aug-2019, Time: 22:05:35, ID: 1902194-06 DRUM-19 1.05, Description: DRUM-19**

| | # | Name | ID | Area | %Rec | Area Out |
|---|---|---|---|---|---|---|
| 1 | 1 | 13C4-PFBA | 1902194-06 DRUM-19 1.05 | 2.40e3 | 125.8 | NO |
| 2 | 2 | 13C5-PFHxA | 1902194-06 DRUM-19 1.05 | 4.58e3 | 77.0 | NO |
| 3 | 3 | 18O2-PFHxS | 1902194-06 DRUM-19 1.05 | 6.07e2 | 84.7 | NO |
| 4 | 4 | 13C8-PFOA | 1902194-06 DRUM-19 1.05 | 8.02e3 | 83.8 | NO |
| 5 | 5 | 13C9-PFNA | 1902194-06 DRUM-19 1.05 | 6.08e3 | 92.4 | NO |
| 6 | 6 | 13C4-PFOS | 1902194-06 DRUM-19 1.05 | 1.43e3 | 75.5 | NO |
| 7 | 7 | 13C6-PFDA | 1902194-06 DRUM-19 1.05 | 1.18e4 | 124.1 | NO |
| 8 | 8 | 13C7-PFUdA | 1902194-06 DRUM-19 1.05 | 1.15e4 | 94.2 | NO |

**Name: 190807M4_26, Date: 07-Aug-2019, Time: 22:16:04, ID: 1902194-07 DRUM-20 1.08, Description: DRUM-20**

| | # | Name | ID | Area | %Rec | Area Out |
|---|---|---|---|---|---|---|
| 1 | 1 | 13C4-PFBA | 1902194-07 DRUM-20 1.08 | 2.06e3 | 108.0 | NO |
| 2 | 2 | 13C5-PFHxA | 1902194-07 DRUM-20 1.08 | 3.93e3 | 66.0 | NO |
| 3 | 3 | 18O2-PFHxS | 1902194-07 DRUM-20 1.08 | 5.50e2 | 76.7 | NO |
| 4 | 4 | 13C8-PFOA | 1902194-07 DRUM-20 1.08 | 6.57e3 | 68.6 | NO |
| 5 | 5 | 13C9-PFNA | 1902194-07 DRUM-20 1.08 | 5.16e3 | 78.4 | NO |
| 6 | 6 | 13C4-PFOS | 1902194-07 DRUM-20 1.08 | 1.35e3 | 71.6 | NO |
| 7 | 7 | 13C6-PFDA | 1902194-07 DRUM-20 1.08 | 9.19e3 | 96.3 | NO |
| 8 | 8 | 13C7-PFUdA | 1902194-07 DRUM-20 1.08 | 9.08e3 | 74.5 | NO |

**Name: 190807M4_27, Date: 07-Aug-2019, Time: 22:26:43, ID: 1902194-08 DRUM-21 1.14, Description: DRUM-21**

| | # | Name | ID | Area | %Rec | Area Out |
|---|---|---|---|---|---|---|
| 1 | 1 | 13C4-PFBA | 1902194-08 DRUM-21 1.14 | 2.47e3 | 129.0 | NO |
| 2 | 2 | 13C5-PFHxA | 1902194-08 DRUM-21 1.14 | 4.82e3 | 81.0 | NO |
| 3 | 3 | 18O2-PFHxS | 1902194-08 DRUM-21 1.14 | 6.37e2 | 88.9 | NO |
| 4 | 4 | 13C8-PFOA | 1902194-08 DRUM-21 1.14 | 7.29e3 | 76.2 | NO |
| 5 | 5 | 13C9-PFNA | 1902194-08 DRUM-21 1.14 | 5.29e3 | 80.3 | NO |
| 6 | 6 | 13C4-PFOS | 1902194-08 DRUM-21 1.14 | 1.53e3 | 80.7 | NO |
| 7 | 7 | 13C6-PFDA | 1902194-08 DRUM-21 1.14 | 9.79e3 | 102.5 | NO |
| 8 | 8 | 13C7-PFUdA | 1902194-08 DRUM-21 1.14 | 1.07e4 | 87.4 | NO |

**Name: 190807M4_28, Date: 07-Aug-2019, Time: 22:37:16, ID: 1902194-09 DRUM-22 1.11, Description: DRUM-22**

| | # | Name | ID | Area | %Rec | Area Out |
|---|---|---|---|---|---|---|
| 1 | 1 | 13C4-PFBA | 1902194-09 DRUM-22 1.11 | 2.41e3 | 126.3 | NO |
| 2 | 2 | 13C5-PFHxA | 1902194-09 DRUM-22 1.11 | 4.94e3 | 83.0 | NO |
| 3 | 3 | 18O2-PFHxS | 1902194-09 DRUM-22 1.11 | 6.49e2 | 90.5 | NO |
| 4 | 4 | 13C8-PFOA | 1902194-09 DRUM-22 1.11 | 7.20e3 | 75.3 | NO |
| 5 | 5 | 13C9-PFNA | 1902194-09 DRUM-22 1.11 | 5.11e3 | 77.6 | NO |
| 6 | 6 | 13C4-PFOS | 1902194-09 DRUM-22 1.11 | 1.65e3 | 87.4 | NO |
| 7 | 7 | 13C6-PFDA | 1902194-09 DRUM-22 1.11 | 8.81e3 | 92.3 | NO |
| 8 | 8 | 13C7-PFUdA | 1902194-09 DRUM-22 1.11 | 9.05e3 | 74.2 | NO |

Dataset: Untitled

Last Altered: Thursday, August 08, 2019 11:36:51 Pacific Daylight Time
Printed: Thursday, August 08, 2019 11:37:16 Pacific Daylight Time

**Name: 190807M4_29, Date: 07-Aug-2019, Time: 22:47:55, ID: 1902194-10 DRUM-23 1.15, Description: DRUM-23**

| | # | Name | ID | Area | %Rec | Area Out |
|---|---|---|---|---|---|---|
| 1 | 1 | 13C4-PFBA | 1902194-10 DRUM-23 1.15 | 2.25e3 | 117.7 | NO |
| 2 | 2 | 13C5-PFHxA | 1902194-10 DRUM-23 1.15 | 4.69e3 | 78.7 | NO |
| 3 | 3 | 18O2-PFHxS | 1902194-10 DRUM-23 1.15 | 6.12e2 | 85.3 | NO |
| 4 | 4 | 13C8-PFOA | 1902194-10 DRUM-23 1.15 | 7.97e3 | 83.4 | NO |
| 5 | 5 | 13C9-PFNA | 1902194-10 DRUM-23 1.15 | 5.49e3 | 83.5 | NO |
| 6 | 6 | 13C4-PFOS | 1902194-10 DRUM-23 1.15 | 1.38e3 | 72.8 | NO |
| 7 | 7 | 13C6-PFDA | 1902194-10 DRUM-23 1.15 | 1.09e4 | 113.7 | NO |
| 8 | 8 | 13C7-PFUdA | 1902194-10 DRUM-23 1.15 | 1.09e4 | 89.2 | NO |

**Name: 190807M4_30, Date: 07-Aug-2019, Time: 22:58:28, ID: IPA, Description: IPA**

| | # | Name | ID | Area | %Rec | Area Out |
|---|---|---|---|---|---|---|
| 1 | 1 | 13C4-PFBA | IPA | | | NO |
| 2 | 2 | 13C5-PFHxA | IPA | | | NO |
| 3 | 3 | 18O2-PFHxS | IPA | | | NO |
| 4 | 4 | 13C8-PFOA | IPA | | | NO |
| 5 | 5 | 13C9-PFNA | IPA | | | NO |
| 6 | 6 | 13C4-PFOS | IPA | | | NO |
| 7 | 7 | 13C6-PFDA | IPA | | | NO |
| 8 | 8 | 13C7-PFUdA | IPA | | | NO |

**Name: 190807M4_31, Date: 07-Aug-2019, Time: 23:09:06, ID: ST190807M4-11 PFC CS3 19G2306, Description: PFC CS3 19G2306**

| | # | Name | ID | Area | %Rec | Area Out |
|---|---|---|---|---|---|---|
| 1 | 1 | 13C4-PFBA | ST190807M4-11 PFC CS3 19G2306 | 1.98e3 | 103.5 | NO |
| 2 | 2 | 13C5-PFHxA | ST190807M4-11 PFC CS3 19G2306 | 5.90e3 | 99.1 | NO |
| 3 | 3 | 18O2-PFHxS | ST190807M4-11 PFC CS3 19G2306 | 7.45e2 | 104.0 | NO |
| 4 | 4 | 13C8-PFOA | ST190807M4-11 PFC CS3 19G2306 | 9.61e3 | 100.5 | NO |
| 5 | 5 | 13C9-PFNA | ST190807M4-11 PFC CS3 19G2306 | 7.12e3 | 108.2 | NO |
| 6 | 6 | 13C4-PFOS | ST190807M4-11 PFC CS3 19G2306 | 1.94e3 | 102.4 | NO |
| 7 | 7 | 13C6-PFDA | ST190807M4-11 PFC CS3 19G2306 | 1.01e4 | 105.6 | NO |
| 8 | 8 | 13C7-PFUdA | ST190807M4-11 PFC CS3 19G2306 | 1.25e4 | 102.7 | NO |

**Name: 190807M4_32, Date: 07-Aug-2019, Time: 23:19:39, ID: IPA, Description: IPA**

| | # | Name | ID | Area | %Rec | Area Out |
|---|---|---|---|---|---|---|
| 1 | 1 | 13C4-PFBA | IPA | | | NO |
| 2 | 2 | 13C5-PFHxA | IPA | | | NO |
| 3 | 3 | 18O2-PFHxS | IPA | | | NO |
| 4 | 4 | 13C8-PFOA | IPA | | | NO |
| 5 | 5 | 13C9-PFNA | IPA | | | NO |
| 6 | 6 | 13C4-PFOS | IPA | | | NO |
| 7 | 7 | 13C6-PFDA | IPA | | | NO |
| 8 | 8 | 13C7-PFUdA | IPA | | | NO |

Dataset: Untitled

Last Altered: Thursday, August 08, 2019 11:36:51 Pacific Daylight Time
Printed: Thursday, August 08, 2019 11:37:16 Pacific Daylight Time

**Name: 190807M4_33, Date: 07-Aug-2019, Time: 23:30:18, ID: 1902194-11 DRUM-24 1.15, Description: DRUM-24**

| | # | Name | ID | Area | %Rec | Area Out |
|---|---|---|---|---|---|---|
| 1 | 1 | 13C4-PFBA | 1902194-11 DRUM-24 1.15 | 2.10e3 | 109.6 | NO |
| 2 | 2 | 13C5-PFHxA | 1902194-11 DRUM-24 1.15 | 4.33e3 | 72.8 | NO |
| 3 | 3 | 18O2-PFHxS | 1902194-11 DRUM-24 1.15 | 6.23e2 | 86.9 | NO |
| 4 | 4 | 13C8-PFOA | 1902194-11 DRUM-24 1.15 | 7.41e3 | 77.5 | NO |
| 5 | 5 | 13C9-PFNA | 1902194-11 DRUM-24 1.15 | 5.73e3 | 87.1 | NO |
| 6 | 6 | 13C4-PFOS | 1902194-11 DRUM-24 1.15 | 1.60e3 | 84.8 | NO |
| 7 | 7 | 13C6-PFDA | 1902194-11 DRUM-24 1.15 | 1.12e4 | 117.2 | NO |
| 8 | 8 | 13C7-PFUdA | 1902194-11 DRUM-24 1.15 | 1.11e4 | 90.8 | NO |

**Name: 190807M4_34, Date: 07-Aug-2019, Time: 23:40:51, ID: 1902194-12 DRUM-25 1.03, Description: DRUM-25**

| | # | Name | ID | Area | %Rec | Area Out |
|---|---|---|---|---|---|---|
| 1 | 1 | 13C4-PFBA | 1902194-12 DRUM-25 1.03 | 2.18e3 | 114.3 | NO |
| 2 | 2 | 13C5-PFHxA | 1902194-12 DRUM-25 1.03 | 4.05e3 | 68.0 | NO |
| 3 | 3 | 18O2-PFHxS | 1902194-12 DRUM-25 1.03 | 6.29e2 | 87.7 | NO |
| 4 | 4 | 13C8-PFOA | 1902194-12 DRUM-25 1.03 | 8.35e3 | 87.3 | NO |
| 5 | 5 | 13C9-PFNA | 1902194-12 DRUM-25 1.03 | 5.67e3 | 86.2 | NO |
| 6 | 6 | 13C4-PFOS | 1902194-12 DRUM-25 1.03 | 1.54e3 | 81.2 | NO |
| 7 | 7 | 13C6-PFDA | 1902194-12 DRUM-25 1.03 | 1.13e4 | 118.8 | NO |
| 8 | 8 | 13C7-PFUdA | 1902194-12 DRUM-25 1.03 | 1.08e4 | 88.3 | NO |

**Name: 190807M4_35, Date: 07-Aug-2019, Time: 23:51:29, ID: 1902194-13 DRUM-26 1.06, Description: DRUM-26**

| | # | Name | ID | Area | %Rec | Area Out |
|---|---|---|---|---|---|---|
| 1 | 1 | 13C4-PFBA | 1902194-13 DRUM-26 1.06 | 2.48e3 | 129.5 | NO |
| 2 | 2 | 13C5-PFHxA | 1902194-13 DRUM-26 1.06 | 5.09e3 | 85.6 | NO |
| 3 | 3 | 18O2-PFHxS | 1902194-13 DRUM-26 1.06 | 6.61e2 | 92.1 | NO |
| 4 | 4 | 13C8-PFOA | 1902194-13 DRUM-26 1.06 | 8.64e3 | 90.3 | NO |
| 5 | 5 | 13C9-PFNA | 1902194-13 DRUM-26 1.06 | 6.29e3 | 95.5 | NO |
| 6 | 6 | 13C4-PFOS | 1902194-13 DRUM-26 1.06 | 1.63e3 | 86.0 | NO |
| 7 | 7 | 13C6-PFDA | 1902194-13 DRUM-26 1.06 | 1.25e4 | 130.6 | NO |
| 8 | 8 | 13C7-PFUdA | 1902194-13 DRUM-26 1.06 | 1.18e4 | 96.7 | NO |

**Name: 190807M4_36, Date: 08-Aug-2019, Time: 00:02:02, ID: 1902194-14 DRUM-27 1.04, Description: DRUM-27**

| | # | Name | ID | Area | %Rec | Area Out |
|---|---|---|---|---|---|---|
| 1 | 1 | 13C4-PFBA | 1902194-14 DRUM-27 1.04 | 2.12e3 | 111.1 | NO |
| 2 | 2 | 13C5-PFHxA | 1902194-14 DRUM-27 1.04 | 4.58e3 | 76.9 | NO |
| 3 | 3 | 18O2-PFHxS | 1902194-14 DRUM-27 1.04 | 6.20e2 | 86.5 | NO |
| 4 | 4 | 13C8-PFOA | 1902194-14 DRUM-27 1.04 | 7.67e3 | 80.2 | NO |
| 5 | 5 | 13C9-PFNA | 1902194-14 DRUM-27 1.04 | 5.84e3 | 88.7 | NO |
| 6 | 6 | 13C4-PFOS | 1902194-14 DRUM-27 1.04 | 1.43e3 | 75.8 | NO |
| 7 | 7 | 13C6-PFDA | 1902194-14 DRUM-27 1.04 | 1.11e4 | 116.7 | NO |
| 8 | 8 | 13C7-PFUdA | 1902194-14 DRUM-27 1.04 | 1.08e4 | 88.6 | NO |

Dataset: Untitled

Last Altered: Thursday, August 08, 2019 11:36:51 Pacific Daylight Time
Printed: Thursday, August 08, 2019 11:37:16 Pacific Daylight Time

**Name: 190807M4_37, Date: 08-Aug-2019, Time: 00:12:40, ID: 1902194-15 DRUM-28 1.02, Description: DRUM-28**

| | # | Name | ID | Area | %Rec | Area Out |
|---|---|---|---|---|---|---|
| 1 | 1 | 13C4-PFBA | 1902194-15 DRUM-28 1.02 | 2.54e3 | 133.0 | NO |
| 2 | 2 | 13C5-PFHxA | 1902194-15 DRUM-28 1.02 | 5.34e3 | 89.6 | NO |
| 3 | 3 | 18O2-PFHxS | 1902194-15 DRUM-28 1.02 | 6.79e2 | 94.7 | NO |
| 4 | 4 | 13C8-PFOA | 1902194-15 DRUM-28 1.02 | 9.03e3 | 94.4 | NO |
| 5 | 5 | 13C9-PFNA | 1902194-15 DRUM-28 1.02 | 6.84e3 | 103.9 | NO |
| 6 | 6 | 13C4-PFOS | 1902194-15 DRUM-28 1.02 | 1.60e3 | 84.4 | NO |
| 7 | 7 | 13C6-PFDA | 1902194-15 DRUM-28 1.02 | 1.21e4 | 126.9 | NO |
| 8 | 8 | 13C7-PFUdA | 1902194-15 DRUM-28 1.02 | 1.20e4 | 98.4 | NO |

**Name: 190807M4_38, Date: 08-Aug-2019, Time: 00:23:13, ID: 1902194-16 DRUM-29 1.37, Description: DRUM-29**

| | # | Name | ID | Area | %Rec | Area Out |
|---|---|---|---|---|---|---|
| 1 | 1 | 13C4-PFBA | 1902194-16 DRUM-29 1.37 | 2.62e3 | 137.1 | NO |
| 2 | 2 | 13C5-PFHxA | 1902194-16 DRUM-29 1.37 | 5.20e3 | 87.3 | NO |
| 3 | 3 | 18O2-PFHxS | 1902194-16 DRUM-29 1.37 | 7.04e2 | 98.2 | NO |
| 4 | 4 | 13C8-PFOA | 1902194-16 DRUM-29 1.37 | 8.63e3 | 90.2 | NO |
| 5 | 5 | 13C9-PFNA | 1902194-16 DRUM-29 1.37 | 6.33e3 | 96.2 | NO |
| 6 | 6 | 13C4-PFOS | 1902194-16 DRUM-29 1.37 | 1.68e3 | 89.0 | NO |
| 7 | 7 | 13C6-PFDA | 1902194-16 DRUM-29 1.37 | 1.24e4 | 129.8 | NO |
| 8 | 8 | 13C7-PFUdA | 1902194-16 DRUM-29 1.37 | 1.24e4 | 101.4 | NO |

**Name: 190807M4_39, Date: 08-Aug-2019, Time: 00:33:51, ID: 1902194-17 DRUM-30 1.22, Description: DRUM-30**

| | # | Name | ID | Area | %Rec | Area Out |
|---|---|---|---|---|---|---|
| 1 | 1 | 13C4-PFBA | 1902194-17 DRUM-30 1.22 | 2.33e3 | 122.1 | NO |
| 2 | 2 | 13C5-PFHxA | 1902194-17 DRUM-30 1.22 | 4.75e3 | 79.8 | NO |
| 3 | 3 | 18O2-PFHxS | 1902194-17 DRUM-30 1.22 | 6.04e2 | 84.2 | NO |
| 4 | 4 | 13C8-PFOA | 1902194-17 DRUM-30 1.22 | 7.16e3 | 74.8 | NO |
| 5 | 5 | 13C9-PFNA | 1902194-17 DRUM-30 1.22 | 5.60e3 | 85.1 | NO |
| 6 | 6 | 13C4-PFOS | 1902194-17 DRUM-30 1.22 | 1.50e3 | 79.5 | NO |
| 7 | 7 | 13C6-PFDA | 1902194-17 DRUM-30 1.22 | 1.11e4 | 115.9 | NO |
| 8 | 8 | 13C7-PFUdA | 1902194-17 DRUM-30 1.22 | 1.07e4 | 88.1 | NO |

**Name: 190807M4_40, Date: 08-Aug-2019, Time: 00:44:30, ID: 1902194-18 DRUM-31 1.02, Description: DRUM-31**

| | # | Name | ID | Area | %Rec | Area Out |
|---|---|---|---|---|---|---|
| 1 | 1 | 13C4-PFBA | 1902194-18 DRUM-31 1.02 | 2.70e3 | 141.2 | NO |
| 2 | 2 | 13C5-PFHxA | 1902194-18 DRUM-31 1.02 | 5.56e3 | 93.4 | NO |
| 3 | 3 | 18O2-PFHxS | 1902194-18 DRUM-31 1.02 | 6.92e2 | 96.6 | NO |
| 4 | 4 | 13C8-PFOA | 1902194-18 DRUM-31 1.02 | 8.64e3 | 90.3 | NO |
| 5 | 5 | 13C9-PFNA | 1902194-18 DRUM-31 1.02 | 7.22e3 | 109.7 | NO |
| 6 | 6 | 13C4-PFOS | 1902194-18 DRUM-31 1.02 | 1.71e3 | 90.2 | NO |
| 7 | 7 | 13C6-PFDA | 1902194-18 DRUM-31 1.02 | 1.19e4 | 125.1 | NO |
| 8 | 8 | 13C7-PFUdA | 1902194-18 DRUM-31 1.02 | 1.19e4 | 97.3 | NO |

Dataset: Untitled

Last Altered: Thursday, August 08, 2019 11:36:51 Pacific Daylight Time
Printed: Thursday, August 08, 2019 11:37:16 Pacific Daylight Time

**Name: 190807M4_41, Date: 08-Aug-2019, Time: 00:55:02, ID: 1902194-19 DRUM-32 1.07, Description: DRUM-32**

| | # | Name | ID | Area | %Rec | Area Out |
|---|---|---|---|---|---|---|
| 1 | 1 | 13C4-PFBA | 1902194-19 DRUM-32 1.07 | 2.05e3 | 107.5 | NO |
| 2 | 2 | 13C5-PFHxA | 1902194-19 DRUM-32 1.07 | 4.27e3 | 71.8 | NO |
| 3 | 3 | 18O2-PFHxS | 1902194-19 DRUM-32 1.07 | 4.95e2 | 69.1 | NO |
| 4 | 4 | 13C8-PFOA | 1902194-19 DRUM-32 1.07 | 7.55e3 | 78.9 | NO |
| 5 | 5 | 13C9-PFNA | 1902194-19 DRUM-32 1.07 | 5.58e3 | 84.7 | NO |
| 6 | 6 | 13C4-PFOS | 1902194-19 DRUM-32 1.07 | 1.38e3 | 73.0 | NO |
| 7 | 7 | 13C6-PFDA | 1902194-19 DRUM-32 1.07 | 9.67e3 | 101.3 | NO |
| 8 | 8 | 13C7-PFUdA | 1902194-19 DRUM-32 1.07 | 9.51e3 | 77.9 | NO |

**Name: 190807M4_42, Date: 08-Aug-2019, Time: 01:05:41, ID: 1902194-20 DRUM-33 1.03, Description: DRUM-33**

| | # | Name | ID | Area | %Rec | Area Out |
|---|---|---|---|---|---|---|
| 1 | 1 | 13C4-PFBA | 1902194-20 DRUM-33 1.03 | 2.82e3 | 147.6 | NO |
| 2 | 2 | 13C5-PFHxA | 1902194-20 DRUM-33 1.03 | 5.72e3 | 96.1 | NO |
| 3 | 3 | 18O2-PFHxS | 1902194-20 DRUM-33 1.03 | 7.29e2 | 101.7 | NO |
| 4 | 4 | 13C8-PFOA | 1902194-20 DRUM-33 1.03 | 9.60e3 | 100.4 | NO |
| 5 | 5 | 13C9-PFNA | 1902194-20 DRUM-33 1.03 | 7.63e3 | 116.0 | NO |
| 6 | 6 | 13C4-PFOS | 1902194-20 DRUM-33 1.03 | 2.03e3 | 107.3 | NO |
| 7 | 7 | 13C6-PFDA | 1902194-20 DRUM-33 1.03 | 1.32e4 | 137.8 | NO |
| 8 | 8 | 13C7-PFUdA | 1902194-20 DRUM-33 1.03 | 1.28e4 | 104.6 | NO |

**Name: 190807M4_43, Date: 08-Aug-2019, Time: 01:16:19, ID: IPA, Description: IPA**

| | # | Name | ID | Area | %Rec | Area Out |
|---|---|---|---|---|---|---|
| 1 | 1 | 13C4-PFBA | IPA | | | NO |
| 2 | 2 | 13C5-PFHxA | IPA | | | NO |
| 3 | 3 | 18O2-PFHxS | IPA | | | NO |
| 4 | 4 | 13C8-PFOA | IPA | | | NO |
| 5 | 5 | 13C9-PFNA | IPA | | | NO |
| 6 | 6 | 13C4-PFOS | IPA | | | NO |
| 7 | 7 | 13C6-PFDA | IPA | | | NO |
| 8 | 8 | 13C7-PFUdA | IPA | | | NO |

**Name: 190807M4_44, Date: 08-Aug-2019, Time: 01:26:52, ID: ST190807M4-12 PFC CS3 19G2306, Description: PFC CS3 19G2306**

| | # | Name | ID | Area | %Rec | Area Out |
|---|---|---|---|---|---|---|
| 1 | 1 | 13C4-PFBA | ST190807M4-12 PFC CS3 19G2306 | 2.05e3 | 107.2 | NO |
| 2 | 2 | 13C5-PFHxA | ST190807M4-12 PFC CS3 19G2306 | 6.22e3 | 104.5 | NO |
| 3 | 3 | 18O2-PFHxS | ST190807M4-12 PFC CS3 19G2306 | 7.80e2 | 108.8 | NO |
| 4 | 4 | 13C8-PFOA | ST190807M4-12 PFC CS3 19G2306 | 9.55e3 | 99.8 | NO |
| 5 | 5 | 13C9-PFNA | ST190807M4-12 PFC CS3 19G2306 | 6.89e3 | 104.7 | NO |
| 6 | 6 | 13C4-PFOS | ST190807M4-12 PFC CS3 19G2306 | 1.96e3 | 103.6 | NO |
| 7 | 7 | 13C6-PFDA | ST190807M4-12 PFC CS3 19G2306 | 1.08e4 | 113.0 | NO |
| 8 | 8 | 13C7-PFUdA | ST190807M4-12 PFC CS3 19G2306 | 1.22e4 | 99.9 | NO |

Dataset: Untitled

Last Altered: Thursday, August 08, 2019 11:36:51 Pacific Daylight Time
Printed: Thursday, August 08, 2019 11:37:16 Pacific Daylight Time

**Name: 190807M4_45, Date: 08-Aug-2019, Time: 01:37:30, ID: IPA, Description: IPA**

| | # | Name | ID | Area | %Rec | Area Out |
|---|---|---|---|---|---|---|
| 1 | 1 | 13C4-PFBA | IPA | | | NO |
| 2 | 2 | 13C5-PFHxA | IPA | | | NO |
| 3 | 3 | 18O2-PFHxS | IPA | | | NO |
| 4 | 4 | 13C8-PFOA | IPA | | | NO |
| 5 | 5 | 13C9-PFNA | IPA | | | NO |
| 6 | 6 | 13C4-PFOS | IPA | | | NO |
| 7 | 7 | 13C6-PFDA | IPA | | | NO |
| 8 | 8 | 13C7-PFUdA | IPA | | | NO |

**Name: 190807M4_46, Date: 08-Aug-2019, Time: 01:48:02, ID: B9G0264-BS1 OPR 1, Description: OPR**

| | # | Name | ID | Area | %Rec | Area Out |
|---|---|---|---|---|---|---|
| 1 | 1 | 13C4-PFBA | B9G0264-BS1 OPR 1 | 2.36e3 | 123.2 | NO |
| 2 | 2 | 13C5-PFHxA | B9G0264-BS1 OPR 1 | 5.15e3 | 86.5 | NO |
| 3 | 3 | 18O2-PFHxS | B9G0264-BS1 OPR 1 | 6.87e2 | 95.8 | NO |
| 4 | 4 | 13C8-PFOA | B9G0264-BS1 OPR 1 | 8.25e3 | 86.2 | NO |
| 5 | 5 | 13C9-PFNA | B9G0264-BS1 OPR 1 | 6.44e3 | 97.9 | NO |
| 6 | 6 | 13C4-PFOS | B9G0264-BS1 OPR 1 | 1.67e3 | 88.4 | NO |
| 7 | 7 | 13C6-PFDA | B9G0264-BS1 OPR 1 | 1.27e4 | 132.6 | NO |
| 8 | 8 | 13C7-PFUdA | B9G0264-BS1 OPR 1 | 1.27e4 | 103.8 | NO |

**Name: 190807M4_47, Date: 08-Aug-2019, Time: 01:58:40, ID: B9H0005-BS1 OPR 1, Description: OPR**

| | # | Name | ID | Area | %Rec | Area Out |
|---|---|---|---|---|---|---|
| 1 | 1 | 13C4-PFBA | B9H0005-BS1 OPR 1 | 2.58e3 | 135.2 | NO |
| 2 | 2 | 13C5-PFHxA | B9H0005-BS1 OPR 1 | 5.09e3 | 85.5 | NO |
| 3 | 3 | 18O2-PFHxS | B9H0005-BS1 OPR 1 | 6.22e2 | 86.7 | NO |
| 4 | 4 | 13C8-PFOA | B9H0005-BS1 OPR 1 | 8.61e3 | 90.1 | NO |
| 5 | 5 | 13C9-PFNA | B9H0005-BS1 OPR 1 | 6.30e3 | 95.7 | NO |
| 6 | 6 | 13C4-PFOS | B9H0005-BS1 OPR 1 | 1.68e3 | 88.6 | NO |
| 7 | 7 | 13C6-PFDA | B9H0005-BS1 OPR 1 | 1.22e4 | 127.6 | NO |
| 8 | 8 | 13C7-PFUdA | B9H0005-BS1 OPR 1 | 1.12e4 | 91.5 | NO |

**Name: 190807M4_48, Date: 08-Aug-2019, Time: 02:09:14, ID: B9H0005-BLK1 Method Blank 1, Description: Method Blank**

| | # | Name | ID | Area | %Rec | Area Out |
|---|---|---|---|---|---|---|
| 1 | 1 | 13C4-PFBA | B9H0005-BLK1 Method Blank 1 | 2.41e3 | 126.1 | NO |
| 2 | 2 | 13C5-PFHxA | B9H0005-BLK1 Method Blank 1 | 5.03e3 | 84.6 | NO |
| 3 | 3 | 18O2-PFHxS | B9H0005-BLK1 Method Blank 1 | 6.60e2 | 92.0 | NO |
| 4 | 4 | 13C8-PFOA | B9H0005-BLK1 Method Blank 1 | 8.25e3 | 86.3 | NO |
| 5 | 5 | 13C9-PFNA | B9H0005-BLK1 Method Blank 1 | 5.74e3 | 87.2 | NO |
| 6 | 6 | 13C4-PFOS | B9H0005-BLK1 Method Blank 1 | 1.51e3 | 80.0 | NO |
| 7 | 7 | 13C6-PFDA | B9H0005-BLK1 Method Blank 1 | 1.14e4 | 119.0 | NO |
| 8 | 8 | 13C7-PFUdA | B9H0005-BLK1 Method Blank 1 | 1.09e4 | 89.7 | NO |

Dataset: Untitled

Last Altered: Thursday, August 08, 2019 11:36:51 Pacific Daylight Time
Printed: Thursday, August 08, 2019 11:37:16 Pacific Daylight Time

**Name: 190807M4_49, Date: 08-Aug-2019, Time: 02:19:52, ID: 1900655-01RE1 IA19-DU3-03042019-10-15-1 1.01, Description: IA19-DU3-03042019-10-15-1**

| | # | Name | ID | Area | %Rec | Area Out |
|---|---|---|---|---|---|---|
| 1 | 1 | 13C4-PFBA | 1900655-01RE1 IA19-DU3-03042019-1... | 2.48e3 | 129.6 | NO |
| 2 | 2 | 13C5-PFHxA | 1900655-01RE1 IA19-DU3-03042019-1... | 5.13e3 | 86.2 | NO |
| 3 | 3 | 18O2-PFHxS | 1900655-01RE1 IA19-DU3-03042019-1... | 6.36e2 | 88.7 | NO |
| 4 | 4 | 13C8-PFOA | 1900655-01RE1 IA19-DU3-03042019-1... | 8.47e3 | 88.5 | NO |
| 5 | 5 | 13C9-PFNA | 1900655-01RE1 IA19-DU3-03042019-1... | 6.24e3 | 94.8 | NO |
| 6 | 6 | 13C4-PFOS | 1900655-01RE1 IA19-DU3-03042019-1... | 1.66e3 | 87.7 | NO |
| 7 | 7 | 13C6-PFDA | 1900655-01RE1 IA19-DU3-03042019-1... | 1.10e4 | 115.3 | NO |
| 8 | 8 | 13C7-PFUdA | 1900655-01RE1 IA19-DU3-03042019-1... | 1.19e4 | 97.4 | NO |

**Name: 190807M4_50, Date: 08-Aug-2019, Time: 02:30:24, ID: 1900655-02RE1 IA19-DU2-03042019-10-25-1 1.03, Description: IA19-DU2-03042019-10-25-1**

| | # | Name | ID | Area | %Rec | Area Out |
|---|---|---|---|---|---|---|
| 1 | 1 | 13C4-PFBA | 1900655-02RE1 IA19-DU2-03042019-1... | 2.55e3 | 133.3 | NO |
| 2 | 2 | 13C5-PFHxA | 1900655-02RE1 IA19-DU2-03042019-1... | 5.57e3 | 93.6 | NO |
| 3 | 3 | 18O2-PFHxS | 1900655-02RE1 IA19-DU2-03042019-1... | 6.86e2 | 95.7 | NO |
| 4 | 4 | 13C8-PFOA | 1900655-02RE1 IA19-DU2-03042019-1... | 9.19e3 | 96.0 | NO |
| 5 | 5 | 13C9-PFNA | 1900655-02RE1 IA19-DU2-03042019-1... | 7.11e3 | 108.0 | NO |
| 6 | 6 | 13C4-PFOS | 1900655-02RE1 IA19-DU2-03042019-1... | 1.77e3 | 93.5 | NO |
| 7 | 7 | 13C6-PFDA | 1900655-02RE1 IA19-DU2-03042019-1... | 1.18e4 | 123.4 | NO |
| 8 | 8 | 13C7-PFUdA | 1900655-02RE1 IA19-DU2-03042019-1... | 1.15e4 | 94.3 | NO |

**Name: 190807M4_51, Date: 08-Aug-2019, Time: 02:41:03, ID: 1900655-03RE1 IA19-DU2-03042019-10-25-2 1, Description: IA19-DU2-03042019-10-25-2**

| | # | Name | ID | Area | %Rec | Area Out |
|---|---|---|---|---|---|---|
| 1 | 1 | 13C4-PFBA | 1900655-03RE1 IA19-DU2-03042019-1... | 2.64e3 | 138.2 | NO |
| 2 | 2 | 13C5-PFHxA | 1900655-03RE1 IA19-DU2-03042019-1... | 5.38e3 | 90.3 | NO |
| 3 | 3 | 18O2-PFHxS | 1900655-03RE1 IA19-DU2-03042019-1... | 7.47e2 | 104.2 | NO |
| 4 | 4 | 13C8-PFOA | 1900655-03RE1 IA19-DU2-03042019-1... | 8.56e3 | 89.5 | NO |
| 5 | 5 | 13C9-PFNA | 1900655-03RE1 IA19-DU2-03042019-1... | 6.81e3 | 103.4 | NO |
| 6 | 6 | 13C4-PFOS | 1900655-03RE1 IA19-DU2-03042019-1... | 1.81e3 | 95.9 | NO |
| 7 | 7 | 13C6-PFDA | 1900655-03RE1 IA19-DU2-03042019-1... | 1.30e4 | 136.1 | NO |
| 8 | 8 | 13C7-PFUdA | 1900655-03RE1 IA19-DU2-03042019-1... | 1.28e4 | 105.1 | NO |

**Name: 190807M4_52, Date: 08-Aug-2019, Time: 02:51:41, ID: 1900655-04RE1 IA19-DU2-03042019-10-25-3 1, Description: IA19-DU2-03042019-10-25-3**

| | # | Name | ID | Area | %Rec | Area Out |
|---|---|---|---|---|---|---|
| 1 | 1 | 13C4-PFBA | 1900655-04RE1 IA19-DU2-03042019-1... | 2.59e3 | 135.7 | NO |
| 2 | 2 | 13C5-PFHxA | 1900655-04RE1 IA19-DU2-03042019-1... | 5.49e3 | 92.1 | NO |
| 3 | 3 | 18O2-PFHxS | 1900655-04RE1 IA19-DU2-03042019-1... | 6.81e2 | 95.0 | NO |
| 4 | 4 | 13C8-PFOA | 1900655-04RE1 IA19-DU2-03042019-1... | 8.77e3 | 91.7 | NO |
| 5 | 5 | 13C9-PFNA | 1900655-04RE1 IA19-DU2-03042019-1... | 6.72e3 | 102.1 | NO |
| 6 | 6 | 13C4-PFOS | 1900655-04RE1 IA19-DU2-03042019-1... | 1.78e3 | 94.1 | NO |
| 7 | 7 | 13C6-PFDA | 1900655-04RE1 IA19-DU2-03042019-1... | 1.26e4 | 131.9 | NO |
| 8 | 8 | 13C7-PFUdA | 1900655-04RE1 IA19-DU2-03042019-1... | 1.26e4 | 103.1 | NO |

Dataset: Untitled

Last Altered: Thursday, August 08, 2019 11:36:51 Pacific Daylight Time
Printed: Thursday, August 08, 2019 11:37:16 Pacific Daylight Time

**Name: 190807M4_53, Date: 08-Aug-2019, Time: 03:02:13, ID: 1900655-05RE1 IA2-DU3-03042019-12-40-1 1.01, Description: IA2-DU3-03042019-12-40-1**

| | # | Name | ID | Area | %Rec | Area Out |
|---|---|---|---|---|---|---|
| 1 | 1 | 13C4-PFBA | 1900655-05RE1 IA2-DU3-03042019-12... | 2.53e3 | 132.2 | NO |
| 2 | 2 | 13C5-PFHxA | 1900655-05RE1 IA2-DU3-03042019-12... | 5.35e3 | 89.8 | NO |
| 3 | 3 | 18O2-PFHxS | 1900655-05RE1 IA2-DU3-03042019-12... | 6.56e2 | 91.5 | NO |
| 4 | 4 | 13C8-PFOA | 1900655-05RE1 IA2-DU3-03042019-12... | 8.16e3 | 85.3 | NO |
| 5 | 5 | 13C9-PFNA | 1900655-05RE1 IA2-DU3-03042019-12... | 6.08e3 | 92.3 | NO |
| 6 | 6 | 13C4-PFOS | 1900655-05RE1 IA2-DU3-03042019-12... | 1.75e3 | 92.6 | NO |
| 7 | 7 | 13C6-PFDA | 1900655-05RE1 IA2-DU3-03042019-12... | 1.16e4 | 121.7 | NO |
| 8 | 8 | 13C7-PFUdA | 1900655-05RE1 IA2-DU3-03042019-12... | 1.17e4 | 95.8 | NO |

**Name: 190807M4_54, Date: 08-Aug-2019, Time: 03:12:52, ID: 1900655-06RE1 IA19-DU1-03042019-11-05-1 1.02, Description: IA19-DU1-03042019-11-05-1**

| | # | Name | ID | Area | %Rec | Area Out |
|---|---|---|---|---|---|---|
| 1 | 1 | 13C4-PFBA | 1900655-06RE1 IA19-DU1-03042019-1... | 2.47e3 | 129.4 | NO |
| 2 | 2 | 13C5-PFHxA | 1900655-06RE1 IA19-DU1-03042019-1... | 4.95e3 | 83.1 | NO |
| 3 | 3 | 18O2-PFHxS | 1900655-06RE1 IA19-DU1-03042019-1... | 6.48e2 | 90.4 | NO |
| 4 | 4 | 13C8-PFOA | 1900655-06RE1 IA19-DU1-03042019-1... | 8.34e3 | 87.2 | NO |
| 5 | 5 | 13C9-PFNA | 1900655-06RE1 IA19-DU1-03042019-1... | 6.69e3 | 101.6 | NO |
| 6 | 6 | 13C4-PFOS | 1900655-06RE1 IA19-DU1-03042019-1... | 1.69e3 | 89.3 | NO |
| 7 | 7 | 13C6-PFDA | 1900655-06RE1 IA19-DU1-03042019-1... | 1.17e4 | 122.7 | NO |
| 8 | 8 | 13C7-PFUdA | 1900655-06RE1 IA19-DU1-03042019-1... | 1.17e4 | 95.8 | NO |

**Name: 190807M4_55, Date: 08-Aug-2019, Time: 03:23:24, ID: 1900716-03RE1 IA22-DU1-10042019-12-40-1 1.02, Description: IA22-DU1-10042019-12-40-1**

| | # | Name | ID | Area | %Rec | Area Out |
|---|---|---|---|---|---|---|
| 1 | 1 | 13C4-PFBA | 1900716-03RE1 IA22-DU1-10042019-1... | 2.36e3 | 123.6 | NO |
| 2 | 2 | 13C5-PFHxA | 1900716-03RE1 IA22-DU1-10042019-1... | 4.71e3 | 79.1 | NO |
| 3 | 3 | 18O2-PFHxS | 1900716-03RE1 IA22-DU1-10042019-1... | 6.62e2 | 92.3 | NO |
| 4 | 4 | 13C8-PFOA | 1900716-03RE1 IA22-DU1-10042019-1... | 7.66e3 | 80.1 | NO |
| 5 | 5 | 13C9-PFNA | 1900716-03RE1 IA22-DU1-10042019-1... | 5.97e3 | 90.8 | NO |
| 6 | 6 | 13C4-PFOS | 1900716-03RE1 IA22-DU1-10042019-1... | 1.64e3 | 86.9 | NO |
| 7 | 7 | 13C6-PFDA | 1900716-03RE1 IA22-DU1-10042019-1... | 1.14e4 | 119.9 | NO |
| 8 | 8 | 13C7-PFUdA | 1900716-03RE1 IA22-DU1-10042019-1... | 1.12e4 | 91.9 | NO |

**Name: 190807M4_56, Date: 08-Aug-2019, Time: 03:34:02, ID: 1900716-04RE1 IA22-DU2-10042019-13-30-1 1, Description: IA22-DU2-10042019-13-30-1**

| | # | Name | ID | Area | %Rec | Area Out |
|---|---|---|---|---|---|---|
| 1 | 1 | 13C4-PFBA | 1900716-04RE1 IA22-DU2-10042019-1... | 2.54e3 | 132.9 | NO |
| 2 | 2 | 13C5-PFHxA | 1900716-04RE1 IA22-DU2-10042019-1... | 5.10e3 | 85.6 | NO |
| 3 | 3 | 18O2-PFHxS | 1900716-04RE1 IA22-DU2-10042019-1... | 6.78e2 | 94.5 | NO |
| 4 | 4 | 13C8-PFOA | 1900716-04RE1 IA22-DU2-10042019-1... | 8.77e3 | 91.6 | NO |
| 5 | 5 | 13C9-PFNA | 1900716-04RE1 IA22-DU2-10042019-1... | 6.83e3 | 103.7 | NO |
| 6 | 6 | 13C4-PFOS | 1900716-04RE1 IA22-DU2-10042019-1... | 1.69e3 | 89.5 | NO |
| 7 | 7 | 13C6-PFDA | 1900716-04RE1 IA22-DU2-10042019-1... | 1.25e4 | 130.7 | NO |
| 8 | 8 | 13C7-PFUdA | 1900716-04RE1 IA22-DU2-10042019-1... | 1.21e4 | 99.2 | NO |

Dataset: Untitled

Last Altered: Thursday, August 08, 2019 11:36:51 Pacific Daylight Time
Printed: Thursday, August 08, 2019 11:37:16 Pacific Daylight Time

**Name: 190807M4_57, Date: 08-Aug-2019, Time: 03:44:34, ID: 1901614-01RE1 IA-1-DU7R-14062019-09-35-1 1.02, Description: IA-1-DU7R-14062019-09-35-1**

| | # | Name | ID | Area | %Rec | Area Out |
|---|---|---|---|---|---|---|
| 1 | 1 | 13C4-PFBA | 1901614-01RE1 IA-1-DU7R-14062019-... | 2.51e3 | 131.5 | NO |
| 2 | 2 | 13C5-PFHxA | 1901614-01RE1 IA-1-DU7R-14062019-... | 4.97e3 | 83.5 | NO |
| 3 | 3 | 18O2-PFHxS | 1901614-01RE1 IA-1-DU7R-14062019-... | 6.87e2 | 95.8 | NO |
| 4 | 4 | 13C8-PFOA | 1901614-01RE1 IA-1-DU7R-14062019-... | 8.25e3 | 86.3 | NO |
| 5 | 5 | 13C9-PFNA | 1901614-01RE1 IA-1-DU7R-14062019-... | 6.56e3 | 99.7 | NO |
| 6 | 6 | 13C4-PFOS | 1901614-01RE1 IA-1-DU7R-14062019-... | 1.49e3 | 78.8 | NO |
| 7 | 7 | 13C6-PFDA | 1901614-01RE1 IA-1-DU7R-14062019-... | 1.15e4 | 120.3 | NO |
| 8 | 8 | 13C7-PFUdA | 1901614-01RE1 IA-1-DU7R-14062019-... | 1.12e4 | 91.9 | NO |

**Name: 190807M4_58, Date: 08-Aug-2019, Time: 03:55:13, ID: 1901614-02RE1 IA-1-DU1R-14062019-10-50-1 1.02, Description: IA-1-DU1R-14062019-10-50-1**

| | # | Name | ID | Area | %Rec | Area Out |
|---|---|---|---|---|---|---|
| 1 | 1 | 13C4-PFBA | 1901614-02RE1 IA-1-DU1R-14062019-... | 2.43e3 | 127.2 | NO |
| 2 | 2 | 13C5-PFHxA | 1901614-02RE1 IA-1-DU1R-14062019-... | 5.05e3 | 84.8 | NO |
| 3 | 3 | 18O2-PFHxS | 1901614-02RE1 IA-1-DU1R-14062019-... | 6.84e2 | 95.5 | NO |
| 4 | 4 | 13C8-PFOA | 1901614-02RE1 IA-1-DU1R-14062019-... | 8.75e3 | 91.5 | NO |
| 5 | 5 | 13C9-PFNA | 1901614-02RE1 IA-1-DU1R-14062019-... | 6.49e3 | 98.6 | NO |
| 6 | 6 | 13C4-PFOS | 1901614-02RE1 IA-1-DU1R-14062019-... | 1.64e3 | 86.8 | NO |
| 7 | 7 | 13C6-PFDA | 1901614-02RE1 IA-1-DU1R-14062019-... | 1.15e4 | 120.6 | NO |
| 8 | 8 | 13C7-PFUdA | 1901614-02RE1 IA-1-DU1R-14062019-... | 1.16e4 | 94.8 | NO |

**Name: 190807M4_59, Date: 08-Aug-2019, Time: 04:05:51, ID: IPA, Description: IPA**

| | # | Name | ID | Area | %Rec | Area Out |
|---|---|---|---|---|---|---|
| 1 | 1 | 13C4-PFBA | IPA | | | NO |
| 2 | 2 | 13C5-PFHxA | IPA | | | NO |
| 3 | 3 | 18O2-PFHxS | IPA | | | NO |
| 4 | 4 | 13C8-PFOA | IPA | | | NO |
| 5 | 5 | 13C9-PFNA | IPA | | | NO |
| 6 | 6 | 13C4-PFOS | IPA | | | NO |
| 7 | 7 | 13C6-PFDA | IPA | | | NO |
| 8 | 8 | 13C7-PFUdA | IPA | | | NO |

**Name: 190807M4_60, Date: 08-Aug-2019, Time: 04:16:25, ID: ST190807M4-13 PFC CS3 19G2306, Description: PFC CS3 19G2306**

| | # | Name | ID | Area | %Rec | Area Out |
|---|---|---|---|---|---|---|
| 1 | 1 | 13C4-PFBA | ST190807M4-13 PFC CS3 19G2306 | 1.93e3 | 100.9 | NO |
| 2 | 2 | 13C5-PFHxA | ST190807M4-13 PFC CS3 19G2306 | 5.95e3 | 99.9 | NO |
| 3 | 3 | 18O2-PFHxS | ST190807M4-13 PFC CS3 19G2306 | 6.85e2 | 95.5 | NO |
| 4 | 4 | 13C8-PFOA | ST190807M4-13 PFC CS3 19G2306 | 9.59e3 | 100.3 | NO |
| 5 | 5 | 13C9-PFNA | ST190807M4-13 PFC CS3 19G2306 | 6.94e3 | 105.5 | NO |
| 6 | 6 | 13C4-PFOS | ST190807M4-13 PFC CS3 19G2306 | 1.93e3 | 101.8 | NO |
| 7 | 7 | 13C6-PFDA | ST190807M4-13 PFC CS3 19G2306 | 1.06e4 | 111.5 | NO |
| 8 | 8 | 13C7-PFUdA | ST190807M4-13 PFC CS3 19G2306 | 1.25e4 | 102.6 | NO |

Dataset: Untitled

Last Altered: Thursday, August 08, 2019 11:36:51 Pacific Daylight Time
Printed: Thursday, August 08, 2019 11:37:16 Pacific Daylight Time

**Name: 190807M4_61, Date: 08-Aug-2019, Time: 04:27:04, ID: IPA, Description: IPA**

| | # | Name | ID | Area | %Rec | Area Out |
|---|---|---|---|---|---|---|
| 1 | 1 | 13C4-PFBA | IPA | | | NO |
| 2 | 2 | 13C5-PFHxA | IPA | | | NO |
| 3 | 3 | 18O2-PFHxS | IPA | | | NO |
| 4 | 4 | 13C8-PFOA | IPA | | | NO |
| 5 | 5 | 13C9-PFNA | IPA | | | NO |
| 6 | 6 | 13C4-PFOS | IPA | | | NO |
| 7 | 7 | 13C6-PFDA | IPA | | | NO |
| 8 | 8 | 13C7-PFUdA | IPA | | | NO |

**Name: 190807M4_62, Date: 08-Aug-2019, Time: 04:37:42, ID: 1901614-03RE1 IA-1-DU3R-14062019-12-15-1 1.01, Description: IA-1-DU3R-14062019-12-15-1**

| | # | Name | ID | Area | %Rec | Area Out |
|---|---|---|---|---|---|---|
| 1 | 1 | 13C4-PFBA | 1901614-03RE1 IA-1-DU3R-14062019-... | 2.38e3 | 124.4 | NO |
| 2 | 2 | 13C5-PFHxA | 1901614-03RE1 IA-1-DU3R-14062019-... | 4.55e3 | 76.5 | NO |
| 3 | 3 | 18O2-PFHxS | 1901614-03RE1 IA-1-DU3R-14062019-... | 6.82e2 | 95.1 | NO |
| 4 | 4 | 13C8-PFOA | 1901614-03RE1 IA-1-DU3R-14062019-... | 8.61e3 | 90.1 | NO |
| 5 | 5 | 13C9-PFNA | 1901614-03RE1 IA-1-DU3R-14062019-... | 5.60e3 | 85.0 | NO |
| 6 | 6 | 13C4-PFOS | 1901614-03RE1 IA-1-DU3R-14062019-... | 1.62e3 | 85.8 | NO |
| 7 | 7 | 13C6-PFDA | 1901614-03RE1 IA-1-DU3R-14062019-... | 1.10e4 | 115.1 | NO |
| 8 | 8 | 13C7-PFUdA | 1901614-03RE1 IA-1-DU3R-14062019-... | 1.13e4 | 92.9 | NO |

**Name: 190807M4_63, Date: 08-Aug-2019, Time: 04:48:14, ID: 1901614-04RE1 IA-1-DU3R-14062019-12-15-2 1.01, Description: IA-1-DU3R-14062019-12-15-2**

| | # | Name | ID | Area | %Rec | Area Out |
|---|---|---|---|---|---|---|
| 1 | 1 | 13C4-PFBA | 1901614-04RE1 IA-1-DU3R-14062019-... | 2.46e3 | 128.7 | NO |
| 2 | 2 | 13C5-PFHxA | 1901614-04RE1 IA-1-DU3R-14062019-... | 5.03e3 | 84.4 | NO |
| 3 | 3 | 18O2-PFHxS | 1901614-04RE1 IA-1-DU3R-14062019-... | 6.50e2 | 90.7 | NO |
| 4 | 4 | 13C8-PFOA | 1901614-04RE1 IA-1-DU3R-14062019-... | 8.66e3 | 90.5 | NO |
| 5 | 5 | 13C9-PFNA | 1901614-04RE1 IA-1-DU3R-14062019-... | 6.28e3 | 95.5 | NO |
| 6 | 6 | 13C4-PFOS | 1901614-04RE1 IA-1-DU3R-14062019-... | 1.71e3 | 90.2 | NO |
| 7 | 7 | 13C6-PFDA | 1901614-04RE1 IA-1-DU3R-14062019-... | 1.16e4 | 121.7 | NO |
| 8 | 8 | 13C7-PFUdA | 1901614-04RE1 IA-1-DU3R-14062019-... | 1.17e4 | 96.1 | NO |

**Name: 190807M4_64, Date: 08-Aug-2019, Time: 04:58:53, ID: 1901614-05RE1 IA-1-DU3R-14062019-12-15-3 1.02, Description: IA-1-DU3R-14062019-12-15-3**

| | # | Name | ID | Area | %Rec | Area Out |
|---|---|---|---|---|---|---|
| 1 | 1 | 13C4-PFBA | 1901614-05RE1 IA-1-DU3R-14062019-... | 2.18e3 | 114.2 | NO |
| 2 | 2 | 13C5-PFHxA | 1901614-05RE1 IA-1-DU3R-14062019-... | 4.73e3 | 79.4 | NO |
| 3 | 3 | 18O2-PFHxS | 1901614-05RE1 IA-1-DU3R-14062019-... | 5.74e2 | 80.0 | NO |
| 4 | 4 | 13C8-PFOA | 1901614-05RE1 IA-1-DU3R-14062019-... | 8.26e3 | 86.4 | NO |
| 5 | 5 | 13C9-PFNA | 1901614-05RE1 IA-1-DU3R-14062019-... | 5.70e3 | 86.5 | NO |
| 6 | 6 | 13C4-PFOS | 1901614-05RE1 IA-1-DU3R-14062019-... | 1.54e3 | 81.3 | NO |
| 7 | 7 | 13C6-PFDA | 1901614-05RE1 IA-1-DU3R-14062019-... | 1.05e4 | 110.4 | NO |
| 8 | 8 | 13C7-PFUdA | 1901614-05RE1 IA-1-DU3R-14062019-... | 1.10e4 | 90.4 | NO |

Dataset: Untitled

Last Altered: Thursday, August 08, 2019 11:36:51 Pacific Daylight Time
Printed: Thursday, August 08, 2019 11:37:16 Pacific Daylight Time

**Name: 190807M4_65, Date: 08-Aug-2019, Time: 05:09:31, ID: 1901614-06RE1 IA-1-DU4R-14062019-13-35-1 1.02, Description: IA-1-DU4R-14062019-13-35-1**

| | # | Name | ID | Area | %Rec | Area Out |
|---|---|---|---|---|---|---|
| 1 | 1 | 13C4-PFBA | 1901614-06RE1 IA-1-DU4R-14062019-... | 2.24e3 | 117.4 | NO |
| 2 | 2 | 13C5-PFHxA | 1901614-06RE1 IA-1-DU4R-14062019-... | 4.42e3 | 74.2 | NO |
| 3 | 3 | 18O2-PFHxS | 1901614-06RE1 IA-1-DU4R-14062019-... | 6.18e2 | 86.2 | NO |
| 4 | 4 | 13C8-PFOA | 1901614-06RE1 IA-1-DU4R-14062019-... | 7.25e3 | 75.8 | NO |
| 5 | 5 | 13C9-PFNA | 1901614-06RE1 IA-1-DU4R-14062019-... | 5.41e3 | 82.2 | NO |
| 6 | 6 | 13C4-PFOS | 1901614-06RE1 IA-1-DU4R-14062019-... | 1.44e3 | 76.0 | NO |
| 7 | 7 | 13C6-PFDA | 1901614-06RE1 IA-1-DU4R-14062019-... | 1.09e4 | 113.7 | NO |
| 8 | 8 | 13C7-PFUdA | 1901614-06RE1 IA-1-DU4R-14062019-... | 1.01e4 | 82.7 | NO |

**Name: 190807M4_66, Date: 08-Aug-2019, Time: 05:20:04, ID: 1901614-09RE1 IA-1-DU5R-14062019-15-10-1 1, Description: IA-1-DU5R-14062019-15-10-1**

| | # | Name | ID | Area | %Rec | Area Out |
|---|---|---|---|---|---|---|
| 1 | 1 | 13C4-PFBA | 1901614-09RE1 IA-1-DU5R-14062019-... | 2.39e3 | 125.1 | NO |
| 2 | 2 | 13C5-PFHxA | 1901614-09RE1 IA-1-DU5R-14062019-... | 4.85e3 | 81.5 | NO |
| 3 | 3 | 18O2-PFHxS | 1901614-09RE1 IA-1-DU5R-14062019-... | 5.82e2 | 81.2 | NO |
| 4 | 4 | 13C8-PFOA | 1901614-09RE1 IA-1-DU5R-14062019-... | 8.41e3 | 87.9 | NO |
| 5 | 5 | 13C9-PFNA | 1901614-09RE1 IA-1-DU5R-14062019-... | 5.94e3 | 90.2 | NO |
| 6 | 6 | 13C4-PFOS | 1901614-09RE1 IA-1-DU5R-14062019-... | 1.47e3 | 77.8 | NO |
| 7 | 7 | 13C6-PFDA | 1901614-09RE1 IA-1-DU5R-14062019-... | 1.11e4 | 115.9 | NO |
| 8 | 8 | 13C7-PFUdA | 1901614-09RE1 IA-1-DU5R-14062019-... | 1.13e4 | 92.2 | NO |

**Name: 190807M4_67, Date: 08-Aug-2019, Time: 05:30:43, ID: B9H0013-BS1 OPR 0.125, Description: OPR**

| | # | Name | ID | Area | %Rec | Area Out |
|---|---|---|---|---|---|---|
| 1 | 1 | 13C4-PFBA | B9H0013-BS1 OPR 0.125 | 2.46e3 | 128.8 | NO |
| 2 | 2 | 13C5-PFHxA | B9H0013-BS1 OPR 0.125 | 4.75e3 | 79.7 | NO |
| 3 | 3 | 18O2-PFHxS | B9H0013-BS1 OPR 0.125 | 6.72e2 | 93.7 | NO |
| 4 | 4 | 13C8-PFOA | B9H0013-BS1 OPR 0.125 | 8.54e3 | 89.3 | NO |
| 5 | 5 | 13C9-PFNA | B9H0013-BS1 OPR 0.125 | 6.11e3 | 92.8 | NO |
| 6 | 6 | 13C4-PFOS | B9H0013-BS1 OPR 0.125 | 1.68e3 | 88.7 | NO |
| 7 | 7 | 13C6-PFDA | B9H0013-BS1 OPR 0.125 | 1.15e4 | 120.4 | NO |
| 8 | 8 | 13C7-PFUdA | B9H0013-BS1 OPR 0.125 | 1.15e4 | 94.5 | NO |

**Name: 190807M4_68, Date: 08-Aug-2019, Time: 05:41:16, ID: B9H0013-BLK1 Method Blank 0.125, Description: Method Blank**

| | # | Name | ID | Area | %Rec | Area Out |
|---|---|---|---|---|---|---|
| 1 | 1 | 13C4-PFBA | B9H0013-BLK1 Method Blank 0.125 | 2.55e3 | 133.5 | NO |
| 2 | 2 | 13C5-PFHxA | B9H0013-BLK1 Method Blank 0.125 | 5.01e3 | 84.1 | NO |
| 3 | 3 | 18O2-PFHxS | B9H0013-BLK1 Method Blank 0.125 | 6.64e2 | 92.6 | NO |
| 4 | 4 | 13C8-PFOA | B9H0013-BLK1 Method Blank 0.125 | 8.60e3 | 89.9 | NO |
| 5 | 5 | 13C9-PFNA | B9H0013-BLK1 Method Blank 0.125 | 6.65e3 | 101.0 | NO |
| 6 | 6 | 13C4-PFOS | B9H0013-BLK1 Method Blank 0.125 | 1.67e3 | 88.1 | NO |
| 7 | 7 | 13C6-PFDA | B9H0013-BLK1 Method Blank 0.125 | 1.11e4 | 116.0 | NO |
| 8 | 8 | 13C7-PFUdA | B9H0013-BLK1 Method Blank 0.125 | 1.14e4 | 93.1 | NO |

Dataset: Untitled

Last Altered: Thursday, August 08, 2019 11:36:51 Pacific Daylight Time
Printed: Thursday, August 08, 2019 11:37:16 Pacific Daylight Time

**Name: 190807M4_69, Date: 08-Aug-2019, Time: 05:51:54, ID: 1902387-03 AQA 19-11 S3 0.125, Description: AQA 19-11 S3**

| | # | Name | ID | Area | %Rec | Area Out |
|---|---|---|---|---|---|---|
| 1 | 1 | 13C4-PFBA | 1902387-03 AQA 19-11 S3 0.125 | 2.63e3 | 137.4 | NO |
| 2 | 2 | 13C5-PFHxA | 1902387-03 AQA 19-11 S3 0.125 | 5.05e3 | 84.9 | NO |
| 3 | 3 | 18O2-PFHxS | 1902387-03 AQA 19-11 S3 0.125 | 5.88e2 | 82.1 | NO |
| 4 | 4 | 13C8-PFOA | 1902387-03 AQA 19-11 S3 0.125 | 8.68e3 | 90.7 | NO |
| 5 | 5 | 13C9-PFNA | 1902387-03 AQA 19-11 S3 0.125 | 6.61e3 | 100.4 | NO |
| 6 | 6 | 13C4-PFOS | 1902387-03 AQA 19-11 S3 0.125 | 1.61e3 | 84.9 | NO |
| 7 | 7 | 13C6-PFDA | 1902387-03 AQA 19-11 S3 0.125 | 1.28e4 | 134.6 | NO |
| 8 | 8 | 13C7-PFUdA | 1902387-03 AQA 19-11 S3 0.125 | 1.25e4 | 102.3 | NO |

**Name: 190807M4_70, Date: 08-Aug-2019, Time: 06:02:27, ID: 1902387-04 AQA 19-11 S4 0.125, Description: AQA 19-11 S4**

| | # | Name | ID | Area | %Rec | Area Out |
|---|---|---|---|---|---|---|
| 1 | 1 | 13C4-PFBA | 1902387-04 AQA 19-11 S4 0.125 | 2.24e3 | 117.3 | NO |
| 2 | 2 | 13C5-PFHxA | 1902387-04 AQA 19-11 S4 0.125 | 4.61e3 | 77.4 | NO |
| 3 | 3 | 18O2-PFHxS | 1902387-04 AQA 19-11 S4 0.125 | 5.90e2 | 82.2 | NO |
| 4 | 4 | 13C8-PFOA | 1902387-04 AQA 19-11 S4 0.125 | 7.83e3 | 81.9 | NO |
| 5 | 5 | 13C9-PFNA | 1902387-04 AQA 19-11 S4 0.125 | 5.96e3 | 90.6 | NO |
| 6 | 6 | 13C4-PFOS | 1902387-04 AQA 19-11 S4 0.125 | 1.55e3 | 82.1 | NO |
| 7 | 7 | 13C6-PFDA | 1902387-04 AQA 19-11 S4 0.125 | 1.04e4 | 108.8 | NO |
| 8 | 8 | 13C7-PFUdA | 1902387-04 AQA 19-11 S4 0.125 | 1.14e4 | 93.2 | NO |

**Name: 190807M4_71, Date: 08-Aug-2019, Time: 06:13:06, ID: B9G0234-BS1 OPR 1, Description: OPR**

| | # | Name | ID | Area | %Rec | Area Out |
|---|---|---|---|---|---|---|
| 1 | 1 | 13C4-PFBA | B9G0234-BS1 OPR 1 | 2.01e3 | 105.4 | NO |
| 2 | 2 | 13C5-PFHxA | B9G0234-BS1 OPR 1 | 3.94e3 | 66.3 | NO |
| 3 | 3 | 18O2-PFHxS | B9G0234-BS1 OPR 1 | 5.09e2 | 70.9 | NO |
| 4 | 4 | 13C8-PFOA | B9G0234-BS1 OPR 1 | 6.52e3 | 68.1 | NO |
| 5 | 5 | 13C9-PFNA | B9G0234-BS1 OPR 1 | 5.15e3 | 78.2 | NO |
| 6 | 6 | 13C4-PFOS | B9G0234-BS1 OPR 1 | 1.41e3 | 74.7 | NO |
| 7 | 7 | 13C6-PFDA | B9G0234-BS1 OPR 1 | 9.54e3 | 99.9 | NO |
| 8 | 8 | 13C7-PFUdA | B9G0234-BS1 OPR 1 | 8.99e3 | 73.7 | NO |

**Name: 190807M4_72, Date: 08-Aug-2019, Time: 06:23:39, ID: B9G0234-BLK1 Method Blank 1, Description: Method Blank**

| | # | Name | ID | Area | %Rec | Area Out |
|---|---|---|---|---|---|---|
| 1 | 1 | 13C4-PFBA | B9G0234-BLK1 Method Blank 1 | 2.30e3 | 120.1 | NO |
| 2 | 2 | 13C5-PFHxA | B9G0234-BLK1 Method Blank 1 | 4.84e3 | 81.2 | NO |
| 3 | 3 | 18O2-PFHxS | B9G0234-BLK1 Method Blank 1 | 6.62e2 | 92.3 | NO |
| 4 | 4 | 13C8-PFOA | B9G0234-BLK1 Method Blank 1 | 7.92e3 | 82.8 | NO |
| 5 | 5 | 13C9-PFNA | B9G0234-BLK1 Method Blank 1 | 6.04e3 | 91.8 | NO |
| 6 | 6 | 13C4-PFOS | B9G0234-BLK1 Method Blank 1 | 1.44e3 | 76.1 | NO |
| 7 | 7 | 13C6-PFDA | B9G0234-BLK1 Method Blank 1 | 1.08e4 | 112.8 | NO |
| 8 | 8 | 13C7-PFUdA | B9G0234-BLK1 Method Blank 1 | 1.10e4 | 90.5 | NO |

Dataset: Untitled

Last Altered: Thursday, August 08, 2019 11:36:51 Pacific Daylight Time
Printed: Thursday, August 08, 2019 11:37:16 Pacific Daylight Time

**Name: 190807M4_73, Date: 08-Aug-2019, Time: 06:34:18, ID: 1902196-01 SB00021907151455KE 1.11, Description: SB00021907151455KE**

| | # | Name | ID | Area | %Rec | Area Out |
|---|---|---|---|---|---|---|
| 1 | 1 | 13C4-PFBA | 1902196-01 SB00021907151455KE 1.11 | 2.51e3 | 131.3 | NO |
| 2 | 2 | 13C5-PFHxA | 1902196-01 SB00021907151455KE 1.11 | 5.10e3 | 85.6 | NO |
| 3 | 3 | 18O2-PFHxS | 1902196-01 SB00021907151455KE 1.11 | 6.42e2 | 89.5 | NO |
| 4 | 4 | 13C8-PFOA | 1902196-01 SB00021907151455KE 1.11 | 8.88e3 | 92.9 | NO |
| 5 | 5 | 13C9-PFNA | 1902196-01 SB00021907151455KE 1.11 | 6.37e3 | 96.8 | NO |
| 6 | 6 | 13C4-PFOS | 1902196-01 SB00021907151455KE 1.11 | 1.63e3 | 86.4 | NO |
| 7 | 7 | 13C6-PFDA | 1902196-01 SB00021907151455KE 1.11 | 1.17e4 | 123.0 | NO |
| 8 | 8 | 13C7-PFUdA | 1902196-01 SB00021907151455KE 1.11 | 1.07e4 | 87.6 | NO |

**Name: 190807M4_74, Date: 08-Aug-2019, Time: 06:44:50, ID: 1902196-02 SB02041907151500KE 1.02, Description: SB02041907151500KE**

| | # | Name | ID | Area | %Rec | Area Out |
|---|---|---|---|---|---|---|
| 1 | 1 | 13C4-PFBA | 1902196-02 SB02041907151500KE 1.02 | 2.74e3 | 143.3 | NO |
| 2 | 2 | 13C5-PFHxA | 1902196-02 SB02041907151500KE 1.02 | 5.49e3 | 92.2 | NO |
| 3 | 3 | 18O2-PFHxS | 1902196-02 SB02041907151500KE 1.02 | 7.42e2 | 103.5 | NO |
| 4 | 4 | 13C8-PFOA | 1902196-02 SB02041907151500KE 1.02 | 9.20e3 | 96.2 | NO |
| 5 | 5 | 13C9-PFNA | 1902196-02 SB02041907151500KE 1.02 | 6.98e3 | 106.1 | NO |
| 6 | 6 | 13C4-PFOS | 1902196-02 SB02041907151500KE 1.02 | 1.49e3 | 78.7 | NO |
| 7 | 7 | 13C6-PFDA | 1902196-02 SB02041907151500KE 1.02 | 1.21e4 | 126.8 | NO |
| 8 | 8 | 13C7-PFUdA | 1902196-02 SB02041907151500KE 1.02 | 1.26e4 | 103.6 | NO |

**Name: 190807M4_75, Date: 08-Aug-2019, Time: 06:55:29, ID: 1902196-03 SB04061907151550JB 1.05, Description: SB04061907151550JB**

| | # | Name | ID | Area | %Rec | Area Out |
|---|---|---|---|---|---|---|
| 1 | 1 | 13C4-PFBA | 1902196-03 SB04061907151550JB 1.05 | 2.38e3 | 124.5 | NO |
| 2 | 2 | 13C5-PFHxA | 1902196-03 SB04061907151550JB 1.05 | 5.15e3 | 86.6 | NO |
| 3 | 3 | 18O2-PFHxS | 1902196-03 SB04061907151550JB 1.05 | 6.39e2 | 89.2 | NO |
| 4 | 4 | 13C8-PFOA | 1902196-03 SB04061907151550JB 1.05 | 7.67e3 | 80.2 | NO |
| 5 | 5 | 13C9-PFNA | 1902196-03 SB04061907151550JB 1.05 | 5.87e3 | 89.2 | NO |
| 6 | 6 | 13C4-PFOS | 1902196-03 SB04061907151550JB 1.05 | 1.43e3 | 75.6 | NO |
| 7 | 7 | 13C6-PFDA | 1902196-03 SB04061907151550JB 1.05 | 1.14e4 | 119.2 | NO |
| 8 | 8 | 13C7-PFUdA | 1902196-03 SB04061907151550JB 1.05 | 1.10e4 | 90.1 | NO |

**Name: 190807M4_76, Date: 08-Aug-2019, Time: 07:06:07, ID: IPA, Description: IPA**

| | # | Name | ID | Area | %Rec | Area Out |
|---|---|---|---|---|---|---|
| 1 | 1 | 13C4-PFBA | IPA | | | NO |
| 2 | 2 | 13C5-PFHxA | IPA | | | NO |
| 3 | 3 | 18O2-PFHxS | IPA | | | NO |
| 4 | 4 | 13C8-PFOA | IPA | | | NO |
| 5 | 5 | 13C9-PFNA | IPA | | | NO |
| 6 | 6 | 13C4-PFOS | IPA | | | NO |
| 7 | 7 | 13C6-PFDA | IPA | | | NO |
| 8 | 8 | 13C7-PFUdA | IPA | | | NO |

Dataset: Untitled

Last Altered: Thursday, August 08, 2019 11:36:51 Pacific Daylight Time
Printed: Thursday, August 08, 2019 11:37:16 Pacific Daylight Time

**Name: 190807M4_77, Date: 08-Aug-2019, Time: 07:16:40, ID: ST190807M4-14 PFC CS3 19G2306, Description: PFC CS3 19G2306**

| | # | Name | ID | Area | %Rec | Area Out |
|---|---|---|---|---|---|---|
| 1 | 1 | 13C4-PFBA | ST190807M4-14 PFC CS3 19G2306 | 2.04e3 | 106.7 | NO |
| 2 | 2 | 13C5-PFHxA | ST190807M4-14 PFC CS3 19G2306 | 6.28e3 | 105.4 | NO |
| 3 | 3 | 18O2-PFHxS | ST190807M4-14 PFC CS3 19G2306 | 6.96e2 | 97.1 | NO |
| 4 | 4 | 13C8-PFOA | ST190807M4-14 PFC CS3 19G2306 | 9.72e3 | 101.6 | NO |
| 5 | 5 | 13C9-PFNA | ST190807M4-14 PFC CS3 19G2306 | 7.30e3 | 110.9 | NO |
| 6 | 6 | 13C4-PFOS | ST190807M4-14 PFC CS3 19G2306 | 1.83e3 | 96.6 | NO |
| 7 | 7 | 13C6-PFDA | ST190807M4-14 PFC CS3 19G2306 | 1.11e4 | 116.2 | NO |
| 8 | 8 | 13C7-PFUdA | ST190807M4-14 PFC CS3 19G2306 | 1.27e4 | 104.1 | NO |

**Name: 190807M4_78, Date: 08-Aug-2019, Time: 07:27:18, ID: IPA, Description: IPA**

| | # | Name | ID | Area | %Rec | Area Out |
|---|---|---|---|---|---|---|
| 1 | 1 | 13C4-PFBA | IPA | | | NO |
| 2 | 2 | 13C5-PFHxA | IPA | | | NO |
| 3 | 3 | 18O2-PFHxS | IPA | | | NO |
| 4 | 4 | 13C8-PFOA | IPA | | | NO |
| 5 | 5 | 13C9-PFNA | IPA | | | NO |
| 6 | 6 | 13C4-PFOS | IPA | | | NO |
| 7 | 7 | 13C6-PFDA | IPA | | | NO |
| 8 | 8 | 13C7-PFUdA | IPA | | | NO |

**Name: 190807M4_79, Date: 08-Aug-2019, Time: 07:37:52, ID: 1902196-04 SB060819071515555KE 1.27, Description: SB060819071515555KE**

| | # | Name | ID | Area | %Rec | Area Out |
|---|---|---|---|---|---|---|
| 1 | 1 | 13C4-PFBA | 1902196-04 SB060819071515555KE 1.27 | 2.42e3 | 126.7 | NO |
| 2 | 2 | 13C5-PFHxA | 1902196-04 SB060819071515555KE 1.27 | 5.00e3 | 84.0 | NO |
| 3 | 3 | 18O2-PFHxS | 1902196-04 SB060819071515555KE 1.27 | 6.61e2 | 92.2 | NO |
| 4 | 4 | 13C8-PFOA | 1902196-04 SB060819071515555KE 1.27 | 7.70e3 | 80.5 | NO |
| 5 | 5 | 13C9-PFNA | 1902196-04 SB060819071515555KE 1.27 | 6.24e3 | 94.8 | NO |
| 6 | 6 | 13C4-PFOS | 1902196-04 SB060819071515555KE 1.27 | 1.45e3 | 76.6 | NO |
| 7 | 7 | 13C6-PFDA | 1902196-04 SB060819071515555KE 1.27 | 1.12e4 | 117.0 | NO |
| 8 | 8 | 13C7-PFUdA | 1902196-04 SB060819071515555KE 1.27 | 1.09e4 | 89.0 | NO |

**Name: 190807M4_80, Date: 08-Aug-2019, Time: 07:48:31, ID: 1902196-05 SB081019071516005KE 1.05, Description: SB081019071516005KE**

| | # | Name | ID | Area | %Rec | Area Out |
|---|---|---|---|---|---|---|
| 1 | 1 | 13C4-PFBA | 1902196-05 SB081019071516005KE 1.05 | 2.60e3 | 135.9 | NO |
| 2 | 2 | 13C5-PFHxA | 1902196-05 SB081019071516005KE 1.05 | 4.99e3 | 83.8 | NO |
| 3 | 3 | 18O2-PFHxS | 1902196-05 SB081019071516005KE 1.05 | 5.99e2 | 83.6 | NO |
| 4 | 4 | 13C8-PFOA | 1902196-05 SB081019071516005KE 1.05 | 7.60e3 | 79.4 | NO |
| 5 | 5 | 13C9-PFNA | 1902196-05 SB081019071516005KE 1.05 | 6.73e3 | 102.3 | NO |
| 6 | 6 | 13C4-PFOS | 1902196-05 SB081019071516005KE 1.05 | 1.59e3 | 84.1 | NO |
| 7 | 7 | 13C6-PFDA | 1902196-05 SB081019071516005KE 1.05 | 1.20e4 | 126.2 | NO |
| 8 | 8 | 13C7-PFUdA | 1902196-05 SB081019071516005KE 1.05 | 1.21e4 | 99.4 | NO |

Dataset: Untitled

Last Altered: Thursday, August 08, 2019 11:36:51 Pacific Daylight Time
Printed: Thursday, August 08, 2019 11:37:16 Pacific Daylight Time

**Name: 190807M4_81, Date: 08-Aug-2019, Time: 07:59:09, ID: 1902196-06 SB10121907151605KE 1.06, Description: SB10121907151605KE**

| | # | Name | ID | Area | %Rec | Area Out |
|---|---|---|---|---|---|---|
| 1 | 1 | 13C4-PFBA | 1902196-06 SB10121907151605KE 1.06 | 2.34e3 | 122.5 | NO |
| 2 | 2 | 13C5-PFHxA | 1902196-06 SB10121907151605KE 1.06 | 4.73e3 | 79.5 | NO |
| 3 | 3 | 18O2-PFHxS | 1902196-06 SB10121907151605KE 1.06 | 5.93e2 | 82.7 | NO |
| 4 | 4 | 13C8-PFOA | 1902196-06 SB10121907151605KE 1.06 | 7.66e3 | 80.1 | NO |
| 5 | 5 | 13C9-PFNA | 1902196-06 SB10121907151605KE 1.06 | 6.19e3 | 94.1 | NO |
| 6 | 6 | 13C4-PFOS | 1902196-06 SB10121907151605KE 1.06 | 1.54e3 | 81.6 | NO |
| 7 | 7 | 13C6-PFDA | 1902196-06 SB10121907151605KE 1.06 | 1.09e4 | 114.7 | NO |
| 8 | 8 | 13C7-PFUdA | 1902196-06 SB10121907151605KE 1.06 | 1.06e4 | 87.1 | NO |

**Name: 190807M4_82, Date: 08-Aug-2019, Time: 08:09:41, ID: 1902196-07 SB12141907151610KE 1.03, Description: SB12141907151610KE**

| | # | Name | ID | Area | %Rec | Area Out |
|---|---|---|---|---|---|---|
| 1 | 1 | 13C4-PFBA | 1902196-07 SB12141907151610KE 1.03 | 2.48e3 | 129.9 | NO |
| 2 | 2 | 13C5-PFHxA | 1902196-07 SB12141907151610KE 1.03 | 5.35e3 | 89.8 | NO |
| 3 | 3 | 18O2-PFHxS | 1902196-07 SB12141907151610KE 1.03 | 7.05e2 | 98.3 | NO |
| 4 | 4 | 13C8-PFOA | 1902196-07 SB12141907151610KE 1.03 | 8.98e3 | 93.8 | NO |
| 5 | 5 | 13C9-PFNA | 1902196-07 SB12141907151610KE 1.03 | 6.57e3 | 99.8 | NO |
| 6 | 6 | 13C4-PFOS | 1902196-07 SB12141907151610KE 1.03 | 1.62e3 | 85.6 | NO |
| 7 | 7 | 13C6-PFDA | 1902196-07 SB12141907151610KE 1.03 | 1.15e4 | 120.0 | NO |
| 8 | 8 | 13C7-PFUdA | 1902196-07 SB12141907151610KE 1.03 | 1.14e4 | 93.6 | NO |

**Name: 190807M4_83, Date: 08-Aug-2019, Time: 08:21:08, ID: 1902196-08 SB14161907151650KE 1.18, Description: SB14161907151650KE**

| | # | Name | ID | Area | %Rec | Area Out |
|---|---|---|---|---|---|---|
| 1 | 1 | 13C4-PFBA | 1902196-08 SB14161907151650KE 1.18 | 2.30e3 | 120.6 | NO |
| 2 | 2 | 13C5-PFHxA | 1902196-08 SB14161907151650KE 1.18 | 4.89e3 | 82.1 | NO |
| 3 | 3 | 18O2-PFHxS | 1902196-08 SB14161907151650KE 1.18 | 6.66e2 | 92.9 | NO |
| 4 | 4 | 13C8-PFOA | 1902196-08 SB14161907151650KE 1.18 | 8.26e3 | 86.4 | NO |
| 5 | 5 | 13C9-PFNA | 1902196-08 SB14161907151650KE 1.18 | 6.32e3 | 96.0 | NO |
| 6 | 6 | 13C4-PFOS | 1902196-08 SB14161907151650KE 1.18 | 1.66e3 | 87.7 | NO |
| 7 | 7 | 13C6-PFDA | 1902196-08 SB14161907151650KE 1.18 | 1.17e4 | 123.0 | NO |
| 8 | 8 | 13C7-PFUdA | 1902196-08 SB14161907151650KE 1.18 | 1.12e4 | 91.6 | NO |

**Name: 190807M4_84, Date: 08-Aug-2019, Time: 08:31:41, ID: 1902196-09 SB16181907151652KE 1.19, Description: SB16181907151652KE**

| | # | Name | ID | Area | %Rec | Area Out |
|---|---|---|---|---|---|---|
| 1 | 1 | 13C4-PFBA | 1902196-09 SB16181907151652KE 1.19 | 2.42e3 | 126.6 | NO |
| 2 | 2 | 13C5-PFHxA | 1902196-09 SB16181907151652KE 1.19 | 4.46e3 | 74.8 | NO |
| 3 | 3 | 18O2-PFHxS | 1902196-09 SB16181907151652KE 1.19 | 6.44e2 | 89.8 | NO |
| 4 | 4 | 13C8-PFOA | 1902196-09 SB16181907151652KE 1.19 | 7.91e3 | 82.7 | NO |
| 5 | 5 | 13C9-PFNA | 1902196-09 SB16181907151652KE 1.19 | 5.88e3 | 89.4 | NO |
| 6 | 6 | 13C4-PFOS | 1902196-09 SB16181907151652KE 1.19 | 1.46e3 | 76.9 | NO |
| 7 | 7 | 13C6-PFDA | 1902196-09 SB16181907151652KE 1.19 | 1.13e4 | 118.6 | NO |
| 8 | 8 | 13C7-PFUdA | 1902196-09 SB16181907151652KE 1.19 | 1.08e4 | 88.4 | NO |

Dataset: Untitled

Last Altered: Thursday, August 08, 2019 11:36:51 Pacific Daylight Time
Printed: Thursday, August 08, 2019 11:37:16 Pacific Daylight Time

**Name: 190807M4_85, Date: 08-Aug-2019, Time: 08:42:19, ID: 1902196-10 SB18201907151654KE 1.14, Description: SB18201907151654KE**

| | # | Name | ID | Area | %Rec | Area Out |
|---|---|---|---|---|---|---|
| 1 | 1 | 13C4-PFBA | 1902196-10 SB18201907151654KE 1.14 | 2.32e3 | 121.6 | NO |
| 2 | 2 | 13C5-PFHxA | 1902196-10 SB18201907151654KE 1.14 | 4.93e3 | 82.7 | NO |
| 3 | 3 | 18O2-PFHxS | 1902196-10 SB18201907151654KE 1.14 | 6.43e2 | 89.7 | NO |
| 4 | 4 | 13C8-PFOA | 1902196-10 SB18201907151654KE 1.14 | 7.84e3 | 82.0 | NO |
| 5 | 5 | 13C9-PFNA | 1902196-10 SB18201907151654KE 1.14 | 6.17e3 | 93.8 | NO |
| 6 | 6 | 13C4-PFOS | 1902196-10 SB18201907151654KE 1.14 | 1.60e3 | 84.4 | NO |
| 7 | 7 | 13C6-PFDA | 1902196-10 SB18201907151654KE 1.14 | 1.10e4 | 114.8 | NO |
| 8 | 8 | 13C7-PFUdA | 1902196-10 SB18201907151654KE 1.14 | 1.11e4 | 90.7 | NO |

**Name: 190807M4_86, Date: 08-Aug-2019, Time: 08:52:53, ID: 1902196-11 SB20221907151725KE 1.15, Description: SB20221907151725KE**

| | # | Name | ID | Area | %Rec | Area Out |
|---|---|---|---|---|---|---|
| 1 | 1 | 13C4-PFBA | 1902196-11 SB20221907151725KE 1.15 | 2.65e3 | 138.4 | NO |
| 2 | 2 | 13C5-PFHxA | 1902196-11 SB20221907151725KE 1.15 | 5.42e3 | 91.0 | NO |
| 3 | 3 | 18O2-PFHxS | 1902196-11 SB20221907151725KE 1.15 | 7.22e2 | 100.7 | NO |
| 4 | 4 | 13C8-PFOA | 1902196-11 SB20221907151725KE 1.15 | 8.87e3 | 92.7 | NO |
| 5 | 5 | 13C9-PFNA | 1902196-11 SB20221907151725KE 1.15 | 7.30e3 | 110.9 | NO |
| 6 | 6 | 13C4-PFOS | 1902196-11 SB20221907151725KE 1.15 | 1.68e3 | 89.0 | NO |
| 7 | 7 | 13C6-PFDA | 1902196-11 SB20221907151725KE 1.15 | 1.32e4 | 138.7 | NO |
| 8 | 8 | 13C7-PFUdA | 1902196-11 SB20221907151725KE 1.15 | 1.28e4 | 104.8 | NO |

**Name: 190807M4_87, Date: 08-Aug-2019, Time: 09:03:49, ID: 1902196-12 SB22241907151730KE 1.17, Description: SB22241907151730KE**

| | # | Name | ID | Area | %Rec | Area Out |
|---|---|---|---|---|---|---|
| 1 | 1 | 13C4-PFBA | 1902196-12 SB22241907151730KE 1.17 | 2.34e3 | 122.4 | NO |
| 2 | 2 | 13C5-PFHxA | 1902196-12 SB22241907151730KE 1.17 | 4.95e3 | 83.1 | NO |
| 3 | 3 | 18O2-PFHxS | 1902196-12 SB22241907151730KE 1.17 | 5.97e2 | 83.2 | NO |
| 4 | 4 | 13C8-PFOA | 1902196-12 SB22241907151730KE 1.17 | 7.93e3 | 82.9 | NO |
| 5 | 5 | 13C9-PFNA | 1902196-12 SB22241907151730KE 1.17 | 5.75e3 | 87.3 | NO |
| 6 | 6 | 13C4-PFOS | 1902196-12 SB22241907151730KE 1.17 | 1.37e3 | 72.3 | NO |
| 7 | 7 | 13C6-PFDA | 1902196-12 SB22241907151730KE 1.17 | 1.06e4 | 110.9 | NO |
| 8 | 8 | 13C7-PFUdA | 1902196-12 SB22241907151730KE 1.17 | 1.10e4 | 90.0 | NO |

**Name: 190807M4_88, Date: 08-Aug-2019, Time: 09:14:26, ID: 1902196-13 SB24261907151735KE 1.16, Description: SB24261907151735KE**

| | # | Name | ID | Area | %Rec | Area Out |
|---|---|---|---|---|---|---|
| 1 | 1 | 13C4-PFBA | 1902196-13 SB24261907151735KE 1.16 | 2.36e3 | 123.4 | NO |
| 2 | 2 | 13C5-PFHxA | 1902196-13 SB24261907151735KE 1.16 | 4.73e3 | 79.5 | NO |
| 3 | 3 | 18O2-PFHxS | 1902196-13 SB24261907151735KE 1.16 | 5.65e2 | 78.9 | NO |
| 4 | 4 | 13C8-PFOA | 1902196-13 SB24261907151735KE 1.16 | 7.94e3 | 83.0 | NO |
| 5 | 5 | 13C9-PFNA | 1902196-13 SB24261907151735KE 1.16 | 6.04e3 | 91.8 | NO |
| 6 | 6 | 13C4-PFOS | 1902196-13 SB24261907151735KE 1.16 | 1.63e3 | 86.0 | NO |
| 7 | 7 | 13C6-PFDA | 1902196-13 SB24261907151735KE 1.16 | 1.13e4 | 118.0 | NO |
| 8 | 8 | 13C7-PFUdA | 1902196-13 SB24261907151735KE 1.16 | 1.10e4 | 90.0 | NO |

Dataset: Untitled

Last Altered: Thursday, August 08, 2019 11:36:51 Pacific Daylight Time
Printed: Thursday, August 08, 2019 11:37:16 Pacific Daylight Time

**Name: 190807M4_89, Date: 08-Aug-2019, Time: 09:25:04, ID: IPA, Description: IPA**

| | # | Name | ID | Area | %Rec | Area Out |
|---|---|---|---|---|---|---|
| 1 | 1 | 13C4-PFBA | IPA | | | NO |
| 2 | 2 | 13C5-PFHxA | IPA | | | NO |
| 3 | 3 | 18O2-PFHxS | IPA | | | NO |
| 4 | 4 | 13C8-PFOA | IPA | | | NO |
| 5 | 5 | 13C9-PFNA | IPA | | | NO |
| 6 | 6 | 13C4-PFOS | IPA | | | NO |
| 7 | 7 | 13C6-PFDA | IPA | | | NO |
| 8 | 8 | 13C7-PFUdA | IPA | | | NO |

**Name: 190807M4_90, Date: 08-Aug-2019, Time: 09:35:37, ID: ST190807M4-15 PFC CS3 19G2306, Description: PFC CS3 19G2306**

| | # | Name | ID | Area | %Rec | Area Out |
|---|---|---|---|---|---|---|
| 1 | 1 | 13C4-PFBA | ST190807M4-15 PFC CS3 19G2306 | 2.04e3 | 106.6 | NO |
| 2 | 2 | 13C5-PFHxA | ST190807M4-15 PFC CS3 19G2306 | 5.74e3 | 96.5 | NO |
| 3 | 3 | 18O2-PFHxS | ST190807M4-15 PFC CS3 19G2306 | 6.59e2 | 92.0 | NO |
| 4 | 4 | 13C8-PFOA | ST190807M4-15 PFC CS3 19G2306 | 9.74e3 | 101.8 | NO |
| 5 | 5 | 13C9-PFNA | ST190807M4-15 PFC CS3 19G2306 | 7.00e3 | 106.3 | NO |
| 6 | 6 | 13C4-PFOS | ST190807M4-15 PFC CS3 19G2306 | 1.95e3 | 102.9 | NO |
| 7 | 7 | 13C6-PFDA | ST190807M4-15 PFC CS3 19G2306 | 9.96e3 | 104.3 | NO |
| 8 | 8 | 13C7-PFUdA | ST190807M4-15 PFC CS3 19G2306 | 1.28e4 | 104.5 | NO |

**Name: 190807M4_91, Date: 08-Aug-2019, Time: 09:48:12, ID: IPA, Description: IPA**

| | # | Name | ID | Area | %Rec | Area Out |
|---|---|---|---|---|---|---|
| 1 | 1 | 13C4-PFBA | IPA | | | NO |
| 2 | 2 | 13C5-PFHxA | IPA | | | NO |
| 3 | 3 | 18O2-PFHxS | IPA | | | NO |
| 4 | 4 | 13C8-PFOA | IPA | | | NO |
| 5 | 5 | 13C9-PFNA | IPA | | | NO |
| 6 | 6 | 13C4-PFOS | IPA | | | NO |
| 7 | 7 | 13C6-PFDA | IPA | | | NO |
| 8 | 8 | 13C7-PFUdA | IPA | | | NO |

**Name: 190807M4_92, Date: 08-Aug-2019, Time: 09:58:47, ID: 1902196-14 SB253019071609 25JB 1.17, Description: SB253019071609 25JB**

| | # | Name | ID | Area | %Rec | Area Out |
|---|---|---|---|---|---|---|
| 1 | 1 | 13C4-PFBA | 1902196-14 SB253019071609 25JB 1.17 | 2.50e3 | 131.0 | NO |
| 2 | 2 | 13C5-PFHxA | 1902196-14 SB253019071609 25JB 1.17 | 5.14e3 | 86.3 | NO |
| 3 | 3 | 18O2-PFHxS | 1902196-14 SB253019071609 25JB 1.17 | 7.18e2 | 100.1 | NO |
| 4 | 4 | 13C8-PFOA | 1902196-14 SB253019071609 25JB 1.17 | 8.36e3 | 87.4 | NO |
| 5 | 5 | 13C9-PFNA | 1902196-14 SB253019071609 25JB 1.17 | 6.08e3 | 92.4 | NO |
| 6 | 6 | 13C4-PFOS | 1902196-14 SB253019071609 25JB 1.17 | 1.58e3 | 83.3 | NO |
| 7 | 7 | 13C6-PFDA | 1902196-14 SB253019071609 25JB 1.17 | 1.16e4 | 121.0 | NO |
| 8 | 8 | 13C7-PFUdA | 1902196-14 SB253019071609 25JB 1.17 | 1.18e4 | 97.1 | NO |

Dataset: Untitled

Last Altered: Thursday, August 08, 2019 11:36:51 Pacific Daylight Time
Printed: Thursday, August 08, 2019 11:37:16 Pacific Daylight Time

**Name: 190807M4_93, Date: 08-Aug-2019, Time: 10:09:26, ID: 1902196-15 SB30351907160915JB 1.06, Description: SB30351907160915JB**

| | # | Name | ID | Area | %Rec | Area Out |
|---|---|---|---|---|---|---|
| 1 | 1 | 13C4-PFBA | 1902196-15 SB30351907160915JB 1.06 | 2.67e3 | 139.7 | NO |
| 2 | 2 | 13C5-PFHxA | 1902196-15 SB30351907160915JB 1.06 | 5.52e3 | 92.8 | NO |
| 3 | 3 | 18O2-PFHxS | 1902196-15 SB30351907160915JB 1.06 | 6.41e2 | 89.5 | NO |
| 4 | 4 | 13C8-PFOA | 1902196-15 SB30351907160915JB 1.06 | 9.10e3 | 95.2 | NO |
| 5 | 5 | 13C9-PFNA | 1902196-15 SB30351907160915JB 1.06 | 7.12e3 | 108.2 | NO |
| 6 | 6 | 13C4-PFOS | 1902196-15 SB30351907160915JB 1.06 | 1.67e3 | 88.3 | NO |
| 7 | 7 | 13C6-PFDA | 1902196-15 SB30351907160915JB 1.06 | 1.29e4 | 135.3 | NO |
| 8 | 8 | 13C7-PFUdA | 1902196-15 SB30351907160915JB 1.06 | 1.25e4 | 102.2 | NO |

**Name: 190807M4_94, Date: 08-Aug-2019, Time: 10:19:59, ID: 1902196-16 SB38401907161025JB 1.23, Description: SB38401907161025JB**

| | # | Name | ID | Area | %Rec | Area Out |
|---|---|---|---|---|---|---|
| 1 | 1 | 13C4-PFBA | 1902196-16 SB38401907161025JB 1.23 | 2.51e3 | 131.4 | NO |
| 2 | 2 | 13C5-PFHxA | 1902196-16 SB38401907161025JB 1.23 | 5.31e3 | 89.2 | NO |
| 3 | 3 | 18O2-PFHxS | 1902196-16 SB38401907161025JB 1.23 | 6.33e2 | 88.3 | NO |
| 4 | 4 | 13C8-PFOA | 1902196-16 SB38401907161025JB 1.23 | 8.56e3 | 89.5 | NO |
| 5 | 5 | 13C9-PFNA | 1902196-16 SB38401907161025JB 1.23 | 6.60e3 | 100.3 | NO |
| 6 | 6 | 13C4-PFOS | 1902196-16 SB38401907161025JB 1.23 | 1.53e3 | 80.8 | NO |
| 7 | 7 | 13C6-PFDA | 1902196-16 SB38401907161025JB 1.23 | 1.14e4 | 119.5 | NO |
| 8 | 8 | 13C7-PFUdA | 1902196-16 SB38401907161025JB 1.23 | 1.18e4 | 96.9 | NO |

**Name: 190807M4_95, Date: 08-Aug-2019, Time: 10:30:38, ID: 1902196-17 SB40421907161040JB 1.22, Description: SB40421907161040JB**

| | # | Name | ID | Area | %Rec | Area Out |
|---|---|---|---|---|---|---|
| 1 | 1 | 13C4-PFBA | 1902196-17 SB40421907161040JB 1.22 | 2.50e3 | 130.6 | NO |
| 2 | 2 | 13C5-PFHxA | 1902196-17 SB40421907161040JB 1.22 | 5.15e3 | 86.4 | NO |
| 3 | 3 | 18O2-PFHxS | 1902196-17 SB40421907161040JB 1.22 | 5.97e2 | 83.3 | NO |
| 4 | 4 | 13C8-PFOA | 1902196-17 SB40421907161040JB 1.22 | 8.84e3 | 92.4 | NO |
| 5 | 5 | 13C9-PFNA | 1902196-17 SB40421907161040JB 1.22 | 6.20e3 | 94.3 | NO |
| 6 | 6 | 13C4-PFOS | 1902196-17 SB40421907161040JB 1.22 | 1.59e3 | 84.2 | NO |
| 7 | 7 | 13C6-PFDA | 1902196-17 SB40421907161040JB 1.22 | 1.22e4 | 127.6 | NO |
| 8 | 8 | 13C7-PFUdA | 1902196-17 SB40421907161040JB 1.22 | 1.19e4 | 97.3 | NO |

**Name: 190807M4_96, Date: 08-Aug-2019, Time: 10:41:10, ID: IPA, Description: IPA**

| | # | Name | ID | Area | %Rec | Area Out |
|---|---|---|---|---|---|---|
| 1 | 1 | 13C4-PFBA | IPA | | | NO |
| 2 | 2 | 13C5-PFHxA | IPA | | | NO |
| 3 | 3 | 18O2-PFHxS | IPA | | | NO |
| 4 | 4 | 13C8-PFOA | IPA | | | NO |
| 5 | 5 | 13C9-PFNA | IPA | | | NO |
| 6 | 6 | 13C4-PFOS | IPA | | | NO |
| 7 | 7 | 13C6-PFDA | IPA | | | NO |
| 8 | 8 | 13C7-PFUdA | IPA | | | NO |

Dataset: Untitled

Last Altered: Thursday, August 08, 2019 11:36:51 Pacific Daylight Time
Printed: Thursday, August 08, 2019 11:37:16 Pacific Daylight Time

**Name: 190807M4_97, Date: 08-Aug-2019, Time: 10:51:48, ID: ST190807M4-16 PFC CS3 19G2306, Description: PFC CS3 19G2306**

| | # | Name | ID | Area | %Rec | Area Out |
|---|---|---|---|---|---|---|
| 1 | 1 | 13C4-PFBA | ST190807M4-16 PFC CS3 19G2306 | 1.91e3 | 99.9 | NO |
| 2 | 2 | 13C5-PFHxA | ST190807M4-16 PFC CS3 19G2306 | 6.05e3 | 101.7 | NO |
| 3 | 3 | 18O2-PFHxS | ST190807M4-16 PFC CS3 19G2306 | 8.54e2 | 119.1 | NO |
| 4 | 4 | 13C8-PFOA | ST190807M4-16 PFC CS3 19G2306 | 9.89e3 | 103.4 | NO |
| 5 | 5 | 13C9-PFNA | ST190807M4-16 PFC CS3 19G2306 | 7.33e3 | 111.4 | NO |
| 6 | 6 | 13C4-PFOS | ST190807M4-16 PFC CS3 19G2306 | 2.00e3 | 105.9 | NO |
| 7 | 7 | 13C6-PFDA | ST190807M4-16 PFC CS3 19G2306 | 1.11e4 | 116.5 | NO |
| 8 | 8 | 13C7-PFUdA | ST190807M4-16 PFC CS3 19G2306 | 1.35e4 | 110.9 | NO |

**Name: 190807M4_98, Date: 08-Aug-2019, Time: 11:02:21, ID: IPA, Description: IPA**

| | # | Name | ID | Area | %Rec | Area Out |
|---|---|---|---|---|---|---|
| 1 | 1 | 13C4-PFBA | IPA | | | NO |
| 2 | 2 | 13C5-PFHxA | IPA | | | NO |
| 3 | 3 | 18O2-PFHxS | IPA | | | NO |
| 4 | 4 | 13C8-PFOA | IPA | | | NO |
| 5 | 5 | 13C9-PFNA | IPA | | | NO |
| 6 | 6 | 13C4-PFOS | IPA | | | NO |
| 7 | 7 | 13C6-PFDA | IPA | | | NO |
| 8 | 8 | 13C7-PFUdA | IPA | | | NO |

Dataset: F:\Projects\PFAS.PRO\Results\190807M4\190807M4-IB.qld

Last Altered: Thursday, August 08, 2019 09:14:55 Pacific Daylight Time
Printed: Thursday, August 08, 2019 09:15:29 Pacific Daylight Time

**Name: 190807M4_13, Date: 07-Aug-2019, Time: 19:58:21, ID: IB, Description: IB**

| | # | Name | Trace | Area | IS Area | wt/vol | RT | Response | Conc. | %Rec | Recovery ... | Ion Ratio | Ratio Out? |
|---|---|---|---|---|---|---|---|---|---|---|---|---|---|
| 1 | 1 | PFBA | 213.0 > 168.8 | | 1299.727 | 1.00 | | | | | NO | | |
| 2 | 2 | PFPrS | 248.9 > 79.9 | | 740.938 | 1.00 | | | | | NO | | |
| 3 | 3 | 3:3 FTCA | 240.9 > 176.9 | | 2444.587 | 1.00 | | | | | NO | | |
| 4 | 4 | PFPeA | 263.1 > 218.9 | | 2444.587 | 1.00 | | | | | NO | | |
| 5 | 5 | PFBS | 299.0 > 79.7 | | 740.938 | 1.00 | | | | | NO | | |
| 6 | 6 | 4:2 FTS | 327.0 > 306.9 | | 1471.638 | 1.00 | | | | | NO | | |
| 7 | 47 | 13C3-PFBA | 216.1 > 171.8 | 1299.727 | 2082.061 | 1.00 | 1.23 | 7.803 | 10.8 | 86.7 | NO | | |
| 8 | 49 | 13C3-PFBS | 302.0 > 98.8 | 740.938 | 721.396 | 1.00 | 2.51 | 12.839 | 11.7 | 93.2 | NO | | |
| 9 | 48 | 13C3-PFPeA | 266.0 > 221.8 | 2444.587 | 5949.233 | 1.00 | 2.21 | 5.136 | 10.0 | 79.9 | NO | | |
| 10 | 48 | 13C3-PFPeA | 266.0 > 221.8 | 2444.587 | 5949.233 | 1.00 | 2.21 | 5.136 | 10.0 | 79.9 | NO | | |
| 11 | 49 | 13C3-PFBS | 302.0 > 98.8 | 740.938 | 721.396 | 1.00 | 2.51 | 12.839 | 11.7 | 93.2 | NO | | |
| 12 | 51 | 13C2-4:2 FTS | 329.0 >79.9 | 1471.638 | 721.396 | 1.00 | 2.91 | 25.500 | 14.0 | 111.9 | NO | | |
| 13 | -1 | | | | | | | | | | | | |
| 14 | 7 | PFHxA | 313.0 > 269.0 | | 2108.152 | 1.00 | | | | | NO | | |
| 15 | 8 | PFPeS | 349.1>80.1 | | 740.938 | 1.00 | | | | | NO | | |
| 16 | 9 | HFPO-DA | 285.1 > 168.9 | | 156.961 | 1.00 | | | | | NO | | |
| 17 | 10 | 5:3 FTCA | 340.9 > 236.9 | | 2662.837 | 1.00 | | | | | NO | | |
| 18 | 11 | PFHpA | 363.0 > 318.9 | | 2662.837 | 1.00 | | | | | NO | | |
| 19 | 12 | ADONA | 376.8 > 250.9 | | 2662.837 | 1.00 | | | | | NO | | |
| 20 | 52 | 13C2-PFHxA | 315.0 > 270.0 | 2108.152 | 5949.233 | 1.00 | 3.01 | 4.429 | 4.5 | 89.7 | NO | | |
| 21 | 49 | 13C3-PFBS | 302.0 > 98.8 | 740.938 | 721.396 | 1.00 | 2.51 | 12.839 | 11.7 | 93.2 | NO | | |
| 22 | 50 | 13C3-HFPO-DA | 287.0 > 168.9 | 156.961 | 5949.233 | 1.00 | 3.22 | 0.330 | 2.2 | 44.8 | YES | | |
| 23 | 53 | 13C4-PFHpA | 367.2 > 321.8 | 2662.837 | 5949.233 | 1.00 | 3.63 | 5.595 | 11.5 | 92.3 | NO | | |
| 24 | 53 | 13C4-PFHpA | 367.2 > 321.8 | 2662.837 | 5949.233 | 1.00 | 3.63 | 5.595 | 11.5 | 92.3 | NO | | |
| 25 | 53 | 13C4-PFHpA | 367.2 > 321.8 | 2662.837 | 5949.233 | 1.00 | 3.63 | 5.595 | 11.5 | 92.3 | NO | | |
| 26 | -1 | | | | | | | | | | | | |
| 27 | 13 | L-PFHxS | 398.9 > 79.6 | 5.823 | 1516.386 | 1.00 | 3.79 | 0.048 | 0.1 | | NO | 2.595 | NO |
| 28 | 15 | 6:2 FTS | 427.0 > 406.9 | | 1101.164 | 1.00 | | | | | NO | | |
| 29 | 16 | L-PFOA | 412.8 > 368.9 | 54.799 | 6075.366 | 1.00 | 4.17 | 0.113 | 0.1 | | NO | 13.265 | YES |
| 30 | 18 | PFecHS | 460.8 > 381.0 | | 6075.366 | 1.00 | | | | | NO | | |
| 31 | 19 | PFHpS | 449.0 > 80.0 | | 1910.538 | 1.00 | | | | | NO | | |
| 32 | 20 | 7:3 FTCA | 440.9 > 336.9 | | 7049.356 | 1.00 | | | | | NO | | |
| 33 | 54 | 13C3-PFHxS | 401.8 > 79.9 | 1516.386 | 721.396 | 1.00 | 3.79 | 26.275 | 11.9 | 95.1 | NO | | |
| 34 | 55 | 13C2-6:2 FTS | 429.0 >79.9 | 1101.164 | 1863.004 | 1.00 | 4.11 | 7.388 | 13.2 | 105.2 | NO | | |
| 35 | 58 | 13C2-PFOA | 414.9 > 369.7 | 6075.366 | 9803.818 | 1.00 | 4.16 | 7.746 | 10.9 | 86.8 | NO | | |
| 36 | 58 | 13C2-PFOA | 414.9 > 369.7 | 6075.366 | 9803.818 | 1.00 | 4.16 | 7.746 | 10.9 | 86.8 | NO | | |

Dataset: F:\Projects\PFAS.PRO\Results\190807M4\190807M4-IB.qld

Last Altered: Thursday, August 08, 2019 09:14:55 Pacific Daylight Time
Printed: Thursday, August 08, 2019 09:15:29 Pacific Daylight Time

**Name: 190807M4_13, Date: 07-Aug-2019, Time: 19:58:21, ID: IB, Description: IB**

| | # | Name | Trace | Area | IS Area | wt/vol | RT | Response | Conc. | %Rec | Recovery ... | Ion Ratio | Ratio Out? |
|---|---|---|---|---|---|---|---|---|---|---|---|---|---|
| 37 | 59 | 13C8-PFOS | 507.0 > 79.9 | 1910.538 | 1863.004 | 1.00 | 4.69 | 12.819 | 12.9 | 103.6 | NO | | |
| 38 | 56 | 13C5-PFNA | 468.2 > 422.9 | 7049.356 | 6695.822 | 1.00 | 4.61 | 13.160 | 13.0 | 103.9 | NO | | |
| 39 | -1 | | | | | | | | | | | | |
| 40 | 21 | PFNA | 463.0 > 418.8 | | 7049.356 | 1.00 | | | | | NO | | |
| 41 | 22 | PFOSA | 497.9 > 77.9 | | 2834.909 | 1.00 | | | | | NO | | |
| 42 | 23 | L-PFOS | 498.9 > 79.9 | | 1910.538 | 1.00 | | | | | NO | | |
| 43 | 25 | 9Cl-PF30NS | 530.7 > 350.8 | | 1910.538 | 1.00 | | | | | NO | | |
| 44 | 26 | PFDA | 513 > 468.8 | | 6584.619 | 1.00 | | | | | NO | | |
| 45 | 27 | 8:2 FTS | 527.0 > 506.9 | | 1091.858 | 1.00 | | | | | NO | | |
| 46 | 56 | 13C5-PFNA | 468.2 > 422.9 | 7049.356 | 6695.822 | 1.00 | 4.61 | 13.160 | 13.0 | 103.9 | NO | | |
| 47 | 57 | 13C8-PFOSA | 506.1 > 77.7 | 2834.909 | 12081.906 | 1.00 | 4.66 | 2.933 | 14.0 | 112.1 | NO | | |
| 48 | 59 | 13C8-PFOS | 507.0 > 79.9 | 1910.538 | 1863.004 | 1.00 | 4.69 | 12.819 | 12.9 | 103.6 | NO | | |
| 49 | 59 | 13C8-PFOS | 507.0 > 79.9 | 1910.538 | 1863.004 | 1.00 | 4.69 | 12.819 | 12.9 | 103.6 | NO | | |
| 50 | 60 | 13C2-PFDA | 515.1 > 469.9 | 6584.619 | 10141.007 | 1.00 | 4.99 | 8.116 | 10.4 | 83.0 | NO | | |
| 51 | 61 | 13C2-8:2 FTS | 529 > 79.9 | 1091.858 | 1863.004 | 1.00 | 4.96 | 7.326 | 12.9 | 102.9 | NO | | |
| 52 | -1 | | | | | | | | | | | | |
| 53 | 28 | PFNS | 549.1 > 80.1 | | 1910.538 | 1.00 | | | | | NO | | |
| 54 | 29 | L-MeFOSAA | 570 > 419 | | 1977.854 | 1.00 | | | | | NO | | |
| 55 | 31 | L-EtFOSAA | 584.1 > 419 | | 2780.864 | 1.00 | | | | | NO | | |
| 56 | 33 | PFUdA | 563.0 > 518.9 | | 10973.602 | 1.00 | | | | | NO | | |
| 57 | 34 | PFDS | 598.8 > 79.9 | | 1091.858 | 1.00 | | | | | NO | | |
| 58 | 35 | 11Cl-PF30UdS | 632.6 > 452.7 | | 13192.098 | 1.00 | | | | | NO | | |
| 59 | 59 | 13C8-PFOS | 507.0 > 79.9 | 1910.538 | 1863.004 | 1.00 | 4.69 | 12.819 | 12.9 | 103.6 | NO | | |
| 60 | 62 | d3-N-MeFOSAA | 573.3 > 419 | 1977.854 | 12081.906 | 1.00 | 5.14 | 2.046 | 13.3 | 106.3 | NO | | |
| 61 | 64 | d5-N-EtFOSAA | 589.3 > 419 | 2780.864 | 12081.906 | 1.00 | 5.30 | 2.877 | 14.7 | 117.4 | NO | | |
| 62 | 63 | 13C2-PFUdA | 565 > 519.8 | 10973.602 | 12081.906 | 1.00 | 5.32 | 11.353 | 11.1 | 89.1 | NO | | |
| 63 | 61 | 13C2-8:2 FTS | 529 > 79.9 | 1091.858 | 1863.004 | 1.00 | 4.96 | 7.326 | 12.9 | 102.9 | NO | | |
| 64 | 65 | 13C2-PFDoA | 614.7 > 569.7 | 13192.098 | 10141.007 | 1.00 | 5.61 | 16.261 | 14.8 | 118.5 | NO | | |
| 65 | -1 | | | | | | | | | | | | |
| 66 | 36 | 10:2 FTS | 627.0 > 606.9 | | 1091.858 | 1.00 | | | | | NO | | |
| 67 | 37 | PFDoA | 612.9 > 569.0 | | 13192.098 | 1.00 | | | | | NO | | |
| 68 | 38 | N-MeFOSA | 512.1 > 168.9 | | 6093.799 | 1.00 | | | | | NO | | |
| 69 | 39 | PFTrDA | 662.9 > 618.9 | | 13192.098 | 1.00 | | | | | NO | | |
| 70 | 40 | PFDoS | 698.8 > 79.9 | | 8512.461 | 1.00 | | | | | NO | | |
| 71 | 41 | PFTeDA | 713.0 > 669.0 | | 8512.461 | 1.00 | | | | | NO | | |
| 72 | 65 | 13C2-PFDoA | 614.7 > 569.7 | 13192.098 | 10141.007 | 1.00 | 5.61 | 16.261 | 14.8 | 118.5 | NO | | |

Dataset: F:\Projects\PFAS.PRO\Results\190807M4\190807M4-IB.qld

Last Altered: Thursday, August 08, 2019 09:14:55 Pacific Daylight Time
Printed: Thursday, August 08, 2019 09:15:29 Pacific Daylight Time

**Name: 190807M4_13, Date: 07-Aug-2019, Time: 19:58:21, ID: IB, Description: IB**

| | # | Name | Trace | Area | IS Area | wt/vol | RT | Response | Conc. | %Rec | Recovery ... | Ion Ratio | Ratio Out? |
|---|---|---|---|---|---|---|---|---|---|---|---|---|---|
| 73 | 65 | 13C2-PFDoA | 614.7 > 569.7 | 13192.098 | 10141.007 | 1.00 | 5.61 | 16.261 | 14.8 | 118.5 | NO | | |
| 74 | 66 | d3-N-MeFOSA | 515.2 > 168.9 | 6093.799 | 12081.906 | 1.00 | 5.74 | 6.305 | 143.2 | 95.5 | NO | | |
| 75 | 65 | 13C2-PFDoA | 614.7 > 569.7 | 13192.098 | 10141.007 | 1.00 | 5.61 | 16.261 | 14.8 | 118.5 | NO | | |
| 76 | 67 | 13C2-PFTeDA | 715.1 > 669.7 | 8512.461 | 12081.906 | 1.00 | 6.08 | 8.807 | 12.9 | 102.9 | NO | | |
| 77 | 67 | 13C2-PFTeDA | 715.1 > 669.7 | 8512.461 | 12081.906 | 1.00 | 6.08 | 8.807 | 12.9 | 102.9 | NO | | |
| 78 | -1 | | | | | | | | | | | | |
| 79 | 42 | N-EtFOSA | 526.1 > 168.9 | | 8692.303 | 1.00 | | | | | NO | | |
| 80 | 43 | PFHxDA | 813.1 > 768.6 | | 4974.580 | 1.00 | | | | | NO | | |
| 81 | 44 | PFODA | 913.1 > 868.8 | 79.771 | 4974.580 | 1.00 | 6.67 | 0.080 | 0.1 | | NO | | |
| 82 | 45 | N-MeFOSE | 616.1 > 58.9 | 7.645 | 4995.146 | 1.00 | 6.32 | 0.230 | 0.3 | | NO | | |
| 83 | 46 | N-EtFOSE | 630.1 > 58.9 | | 5224.093 | 1.00 | | | | | NO | | |
| 84 | 72 | 13C4-PFBA | 217.0 > 172.0 | 2082.061 | 2082.061 | 1.00 | 1.23 | 12.500 | 12.5 | 100.0 | NO | | |
| 85 | 68 | d5-N-ETFOSA | 531.1 > 168.9 | 8692.303 | 12081.906 | 1.00 | 6.15 | 8.993 | 165.7 | 110.5 | NO | | |
| 86 | 69 | 13C2-PFHxDA | 815 > 769.7 | 4974.580 | 12081.906 | 1.00 | 6.43 | 5.147 | 5.5 | 110.8 | NO | | |
| 87 | 69 | 13C2-PFHxDA | 815 > 769.7 | 4974.580 | 12081.906 | 1.00 | 6.43 | 5.147 | 5.5 | 110.8 | NO | | |
| 88 | 70 | d7-N-MeFOSE | 623.1 > 58.9 | 4995.146 | 12081.906 | 1.00 | 6.31 | 5.168 | 148.1 | 98.7 | NO | | |
| 89 | 71 | d9-N-EtFOSE | 639.2 > 58.8 | 5224.093 | 12081.906 | 1.00 | 6.46 | 5.405 | 156.7 | 104.5 | NO | | |
| 90 | 73 | 13C5-PFHxA | 318.0 > 272.9 | 5949.233 | 5949.233 | 1.00 | 3.01 | 12.500 | 12.5 | 100.0 | NO | | |
| 91 | -1 | | | | | | | | | | | | |
| 92 | 75 | 13C8-PFOA | 420.9 > 376.0 | 9803.818 | 9803.818 | 1.00 | 4.16 | 12.500 | 12.5 | 100.0 | NO | | |
| 93 | 74 | 18O2-PFHxS | 403.0 > 102.6 | 721.396 | 721.396 | 1.00 | 3.79 | 12.500 | 12.5 | 100.0 | NO | | |
| 94 | 76 | 13C9-PFNA | 472.2 > 426.9 | 6695.822 | 6695.822 | 1.00 | 4.61 | 12.500 | 12.5 | 100.0 | NO | | |
| 95 | 77 | 13C4-PFOS | 503 > 79.9 | 1863.004 | 1863.004 | 1.00 | 4.69 | 12.500 | 12.5 | 100.0 | NO | | |
| 96 | 78 | 13C6-PFDA | 519.1 > 473.7 | 10141.007 | 10141.007 | 1.00 | 4.99 | 12.500 | 12.5 | 100.0 | NO | | |
| 97 | 79 | 13C7-PFUdA | 570.1 > 524.8 | 12081.906 | 12081.906 | 1.00 | 5.32 | 12.500 | 12.5 | 100.0 | NO | | |

Vista Analytical Laboratory

Dataset: F:\Projects\PFAS.PRO\Results\190807M4\190807M4-IB.qld

Last Altered: Thursday, August 08, 2019 09:14:55 Pacific Daylight Time
Printed: Thursday, August 08, 2019 09:15:29 Pacific Daylight Time

**Method: F:\Projects\PFAS.PRO\MethDB\PFAS_FULL_80C_080719.mdb 08 Aug 2019 08:37:00**
**Calibration: F:\Projects\PFAS.PRO\CurveDB\C18_VAL-PFAS_Q4_08-06-19.cdb 06 Aug 2019 14:25:35**

**Name: 190807M4_13, Date: 07-Aug-2019, Time: 19:58:21, ID: IB, Description: IB**

**PFBA**

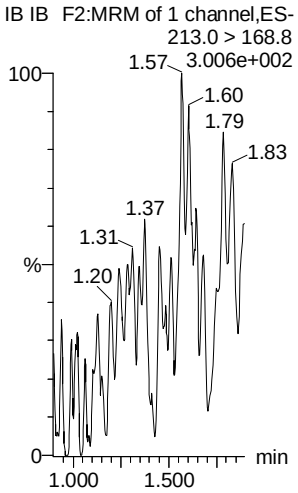


**PFPrS**

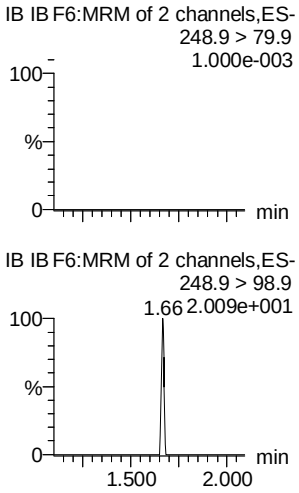


**3:3 FTCA**

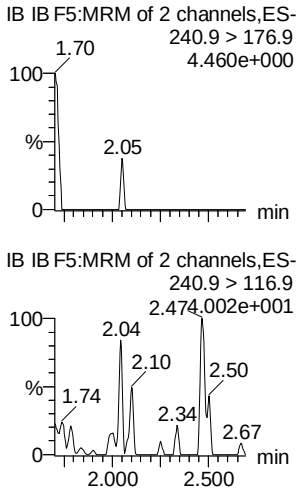


**PFPeA**

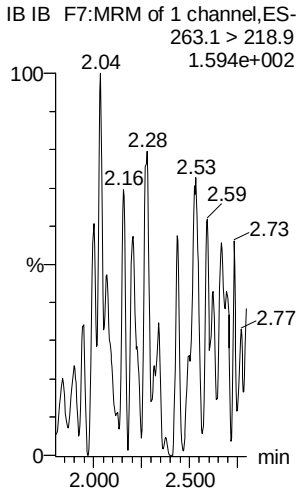


**PFBS**

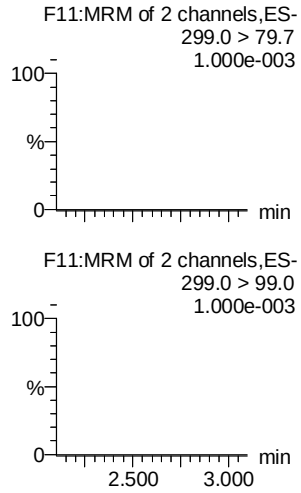


**4:2 FTS**

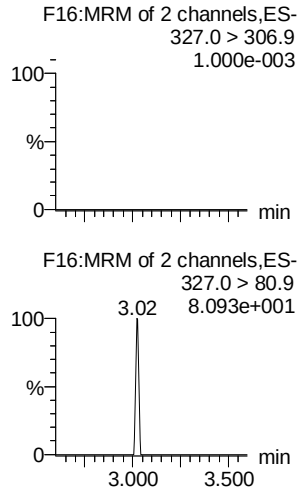


**13C3-PFBA**

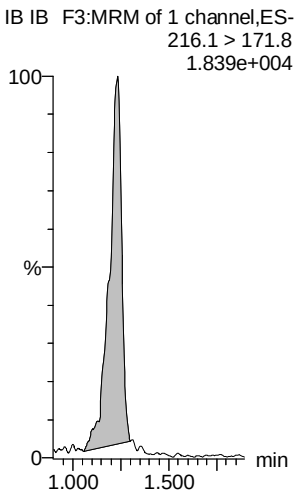


**13C3-PFBS**

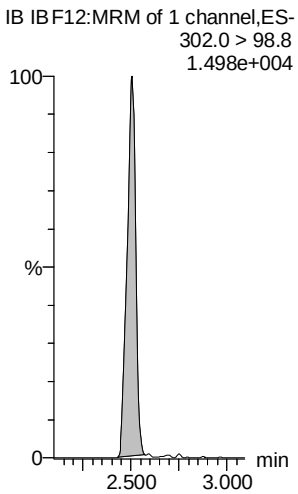


**13C3-PFPeA**

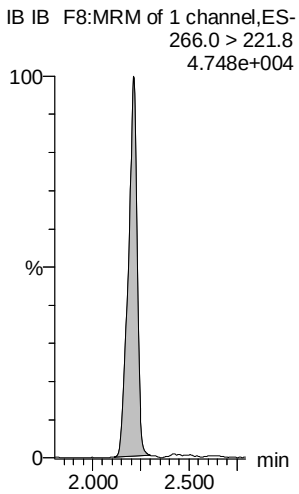


**13C3-PFPeA**

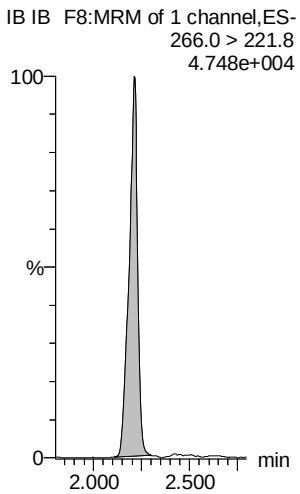


**13C3-PFBS**

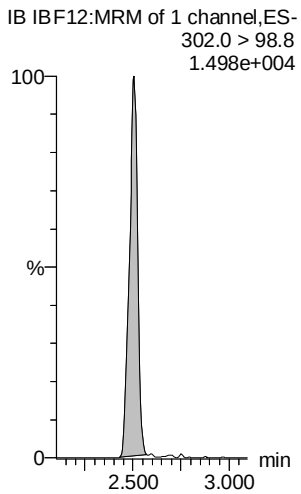


**13C2-4:2 FTS**

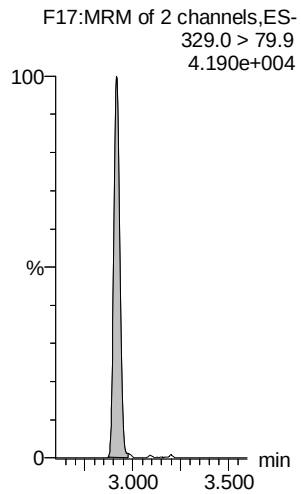

Dataset: F:\Projects\PFAS.PRO\Results\190807M4\190807M4-IB.qld

Last Altered: Thursday, August 08, 2019 09:14:55 Pacific Daylight Time
Printed: Thursday, August 08, 2019 09:15:29 Pacific Daylight Time

**Name: 190807M4_13, Date: 07-Aug-2019, Time: 19:58:21, ID: IB, Description: IB**

**PFHxA**

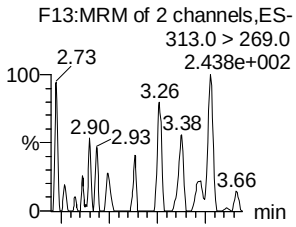


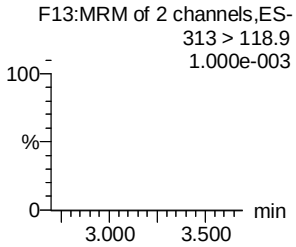


**PFPeS**

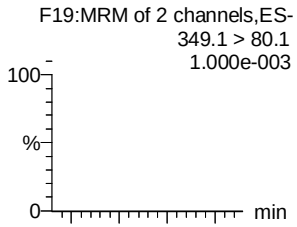


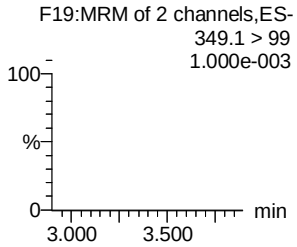


**HFPO-DA**

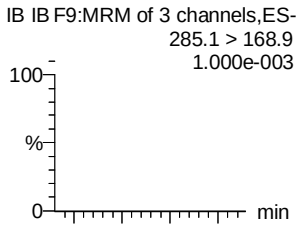


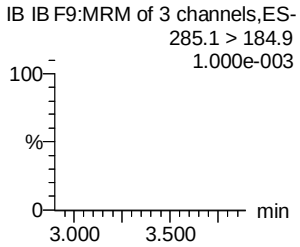


**5:3 FTCA**

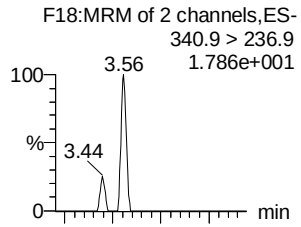


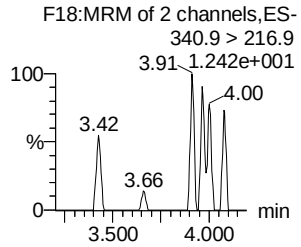


**PFHpA**

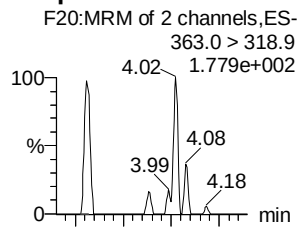


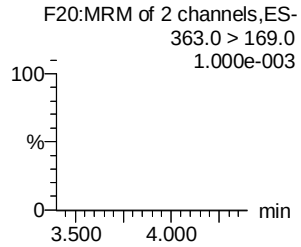


**ADONA**

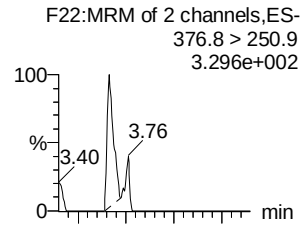


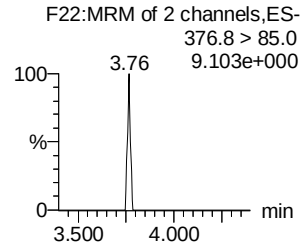


**13C2-PFHxA**

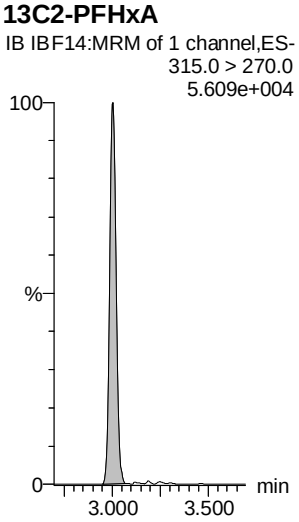


**13C3-PFBS**

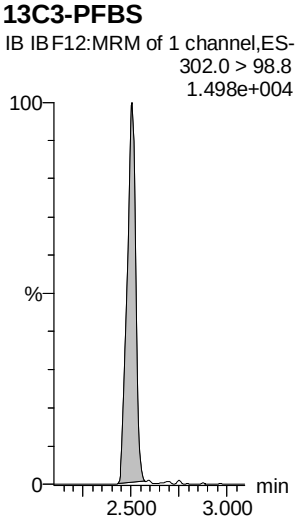


**13C3-HFPO-DA**

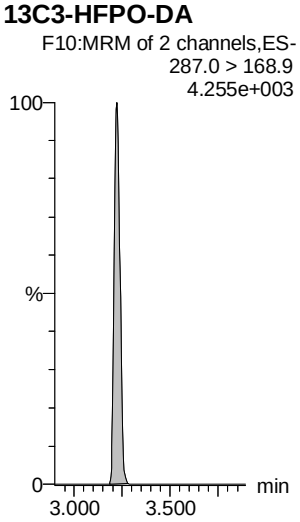


**13C4-PFHpA**

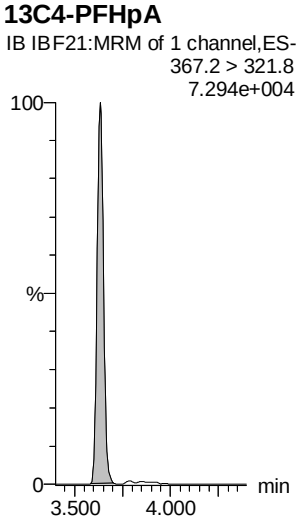


**13C4-PFHpA**

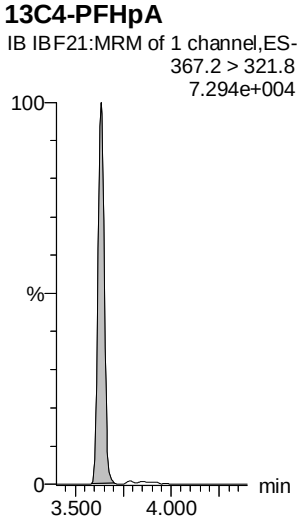


**13C4-PFHpA**

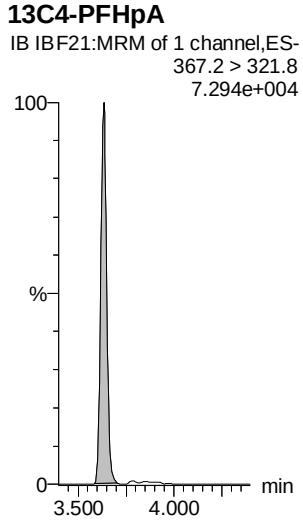

Dataset: F:\Projects\PFAS.PRO\Results\190807M4\190807M4-IB.qld

Last Altered: Thursday, August 08, 2019 09:14:55 Pacific Daylight Time
Printed: Thursday, August 08, 2019 09:15:29 Pacific Daylight Time

**Name: 190807M4_13, Date: 07-Aug-2019, Time: 19:58:21, ID: IB, Description: IB**

**L-PFHxS**

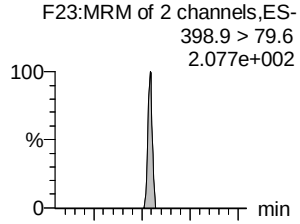


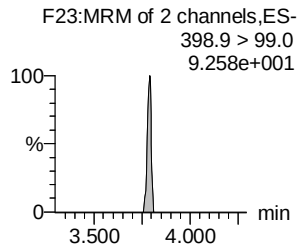


**6:2 FTS**

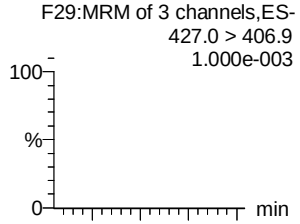


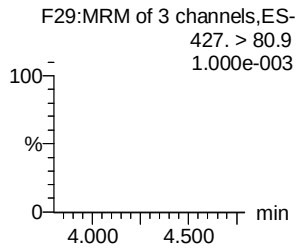


**L-PFOA**

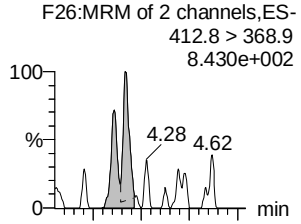


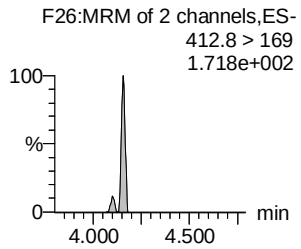


**PFEChS**

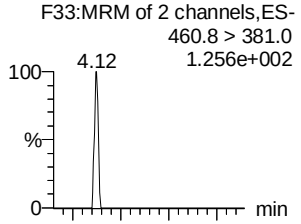


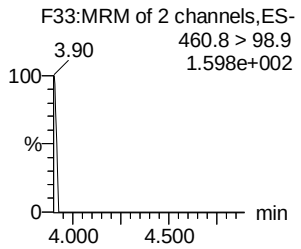


**PFHpS**

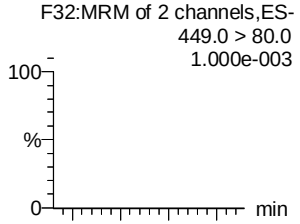


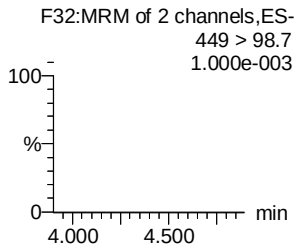


**7:3 FTCA**

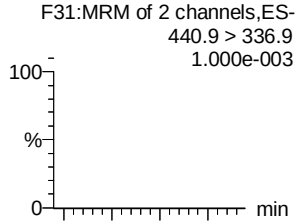


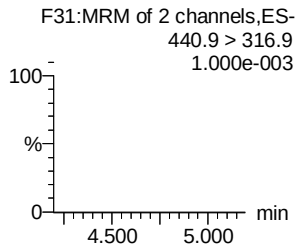


**13C3-PFHxS**

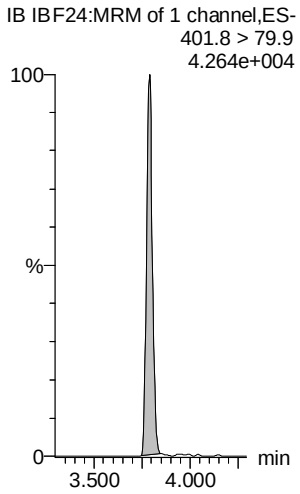


**13C2-6:2 FTS**

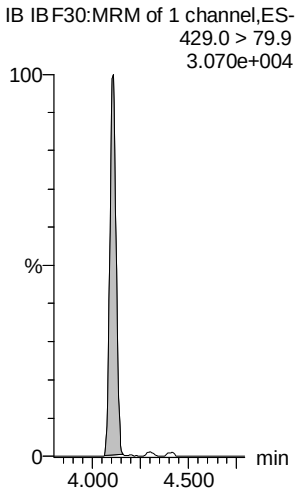


**13C2-PFOA**

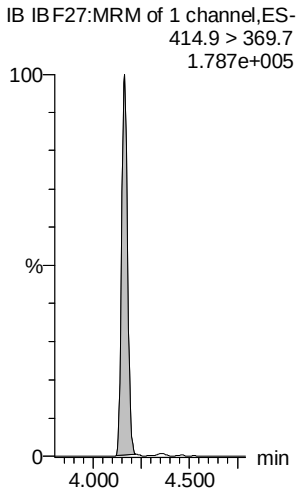


**13C2-PFOA**

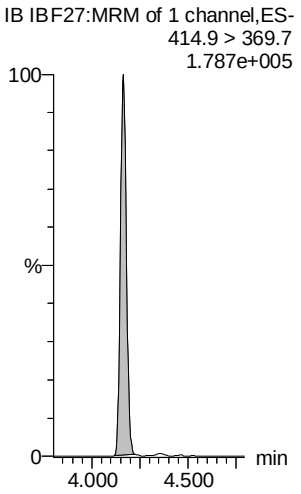


**13C8-PFOS**

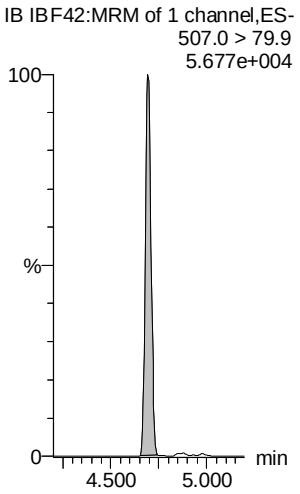


**13C5-PFNA**

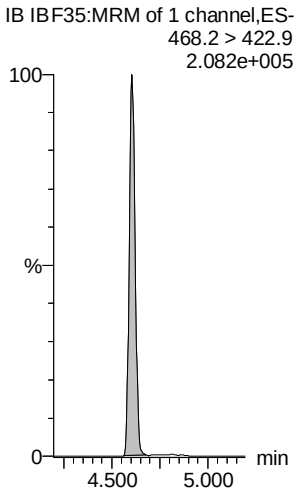

Dataset: F:\Projects\PFAS.PRO\Results\190807M4\190807M4-IB.qld

Last Altered: Thursday, August 08, 2019 09:14:55 Pacific Daylight Time
Printed: Thursday, August 08, 2019 09:15:29 Pacific Daylight Time

**Name: 190807M4_13, Date: 07-Aug-2019, Time: 19:58:21, ID: IB, Description: IB**

**PFNA**

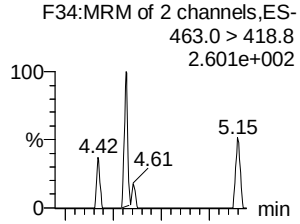


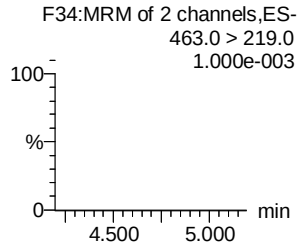


**PFOSA**

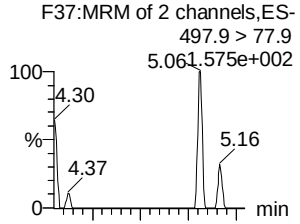


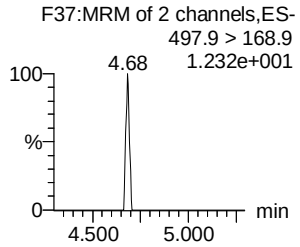


**L-PFOS**

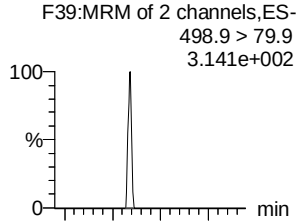


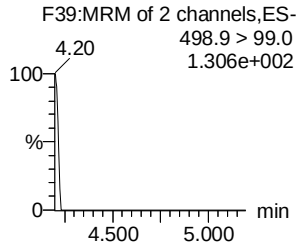


**9Cl-PF30NS**

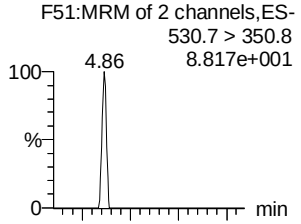


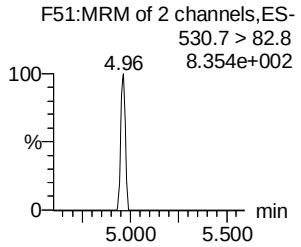


**PFDA**

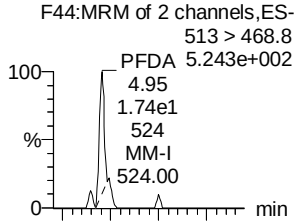


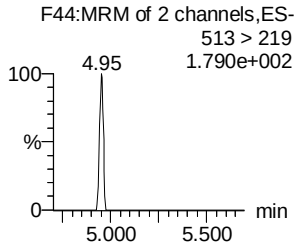


**8:2 FTS**

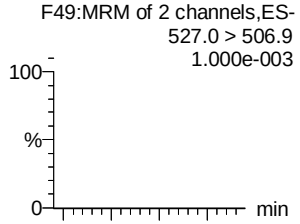


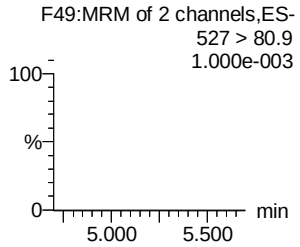


**13C5-PFNA**

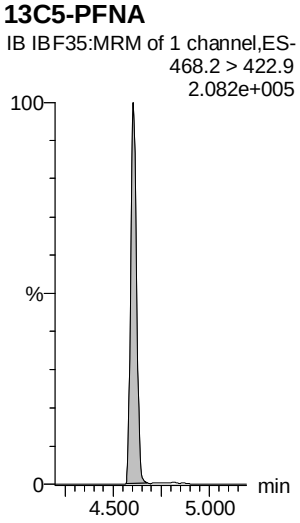


**13C8-PFOSA**

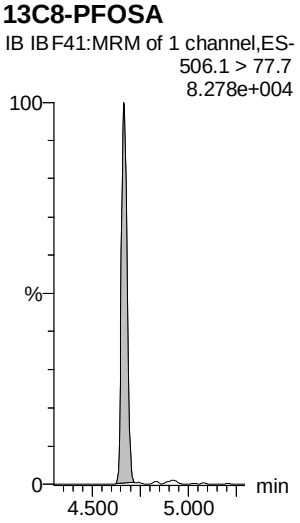


**13C8-PFOS**

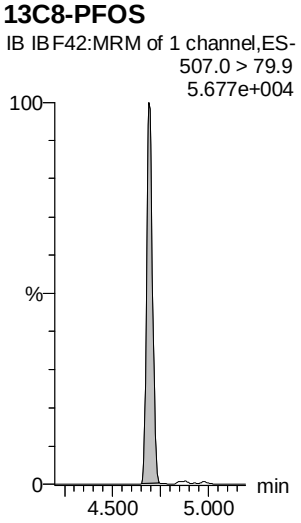


**13C8-PFOS**

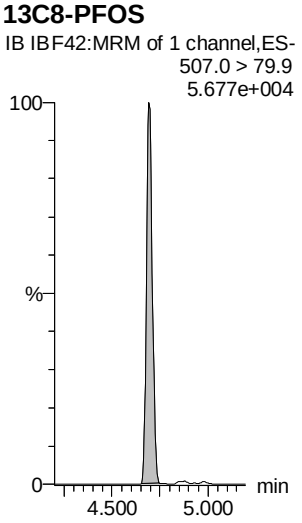


**13C2-PFDA**

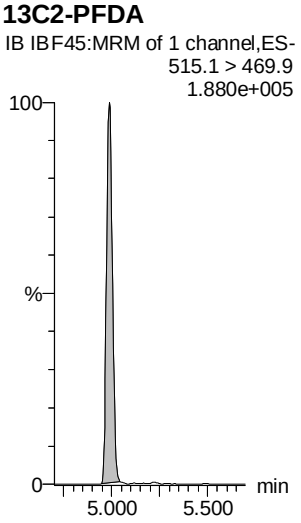


**13C2-8:2 FTS**

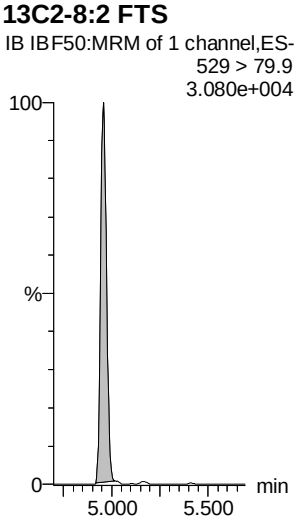

Dataset: F:\Projects\PFAS.PRO\Results\190807M4\190807M4-IB.qld

Last Altered: Thursday, August 08, 2019 09:14:55 Pacific Daylight Time
Printed: Thursday, August 08, 2019 09:15:29 Pacific Daylight Time

**Name: 190807M4_13, Date: 07-Aug-2019, Time: 19:58:21, ID: IB, Description: IB**

**PFNS**

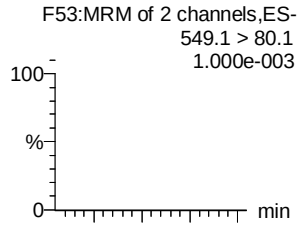


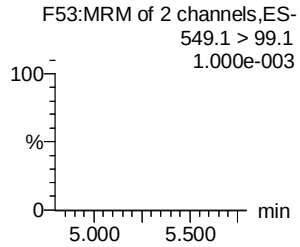


**L-MeFOSAA**

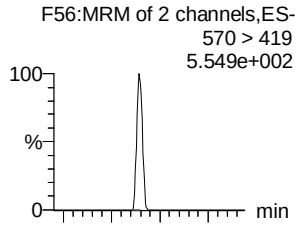


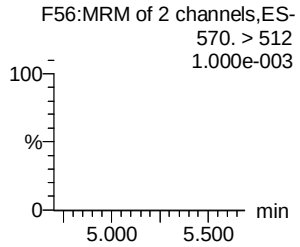


**L-EtFOSAA**

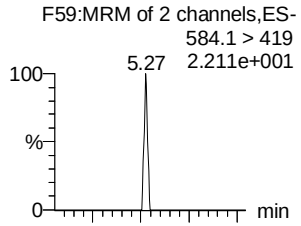


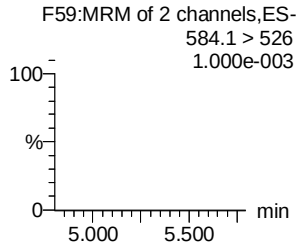


**PFUdA**

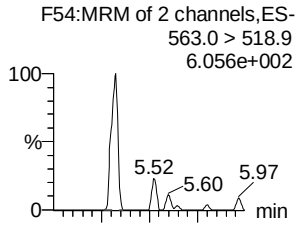


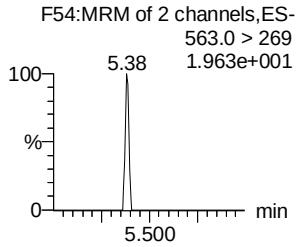


**PFDS**

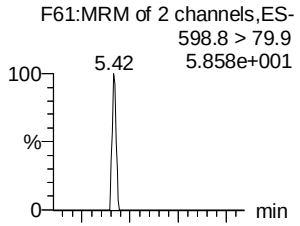


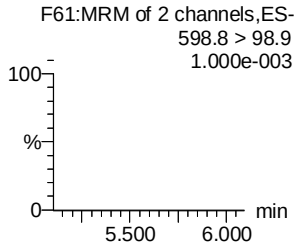


**11Cl-PF30UdS**

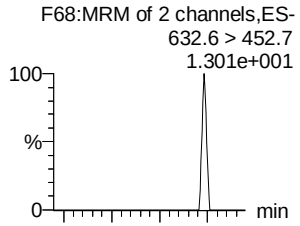


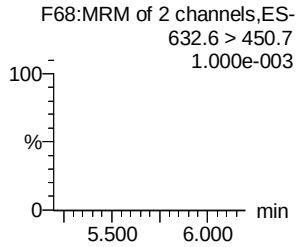


**13C8-PFOS**

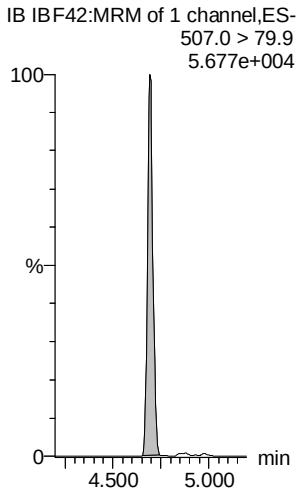


**d3-N-MeFOSAA**

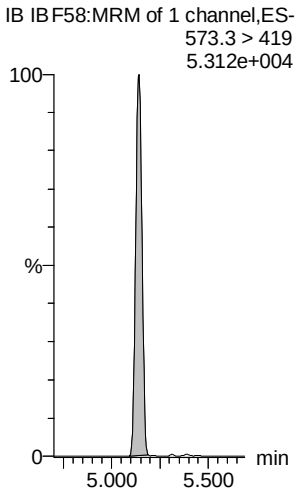


**d5-N-EtFOSAA**

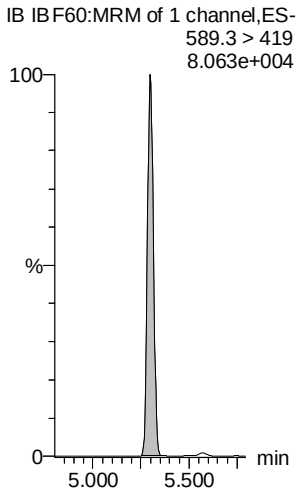


**13C2-PFUdA**

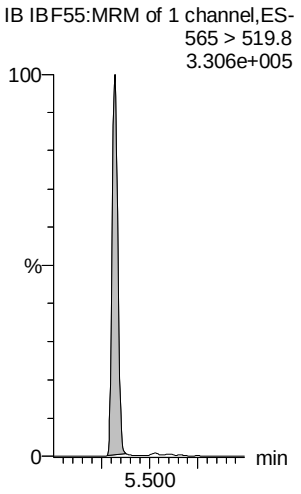


**13C2-8:2 FTS**

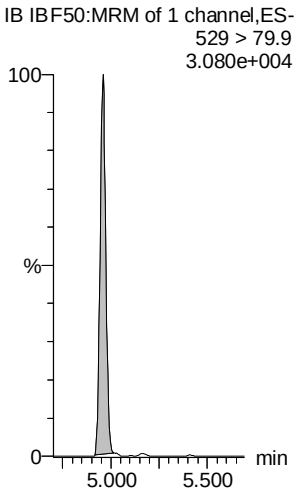


**13C2-PFDoA**

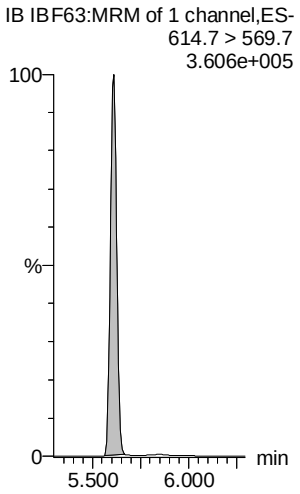

Dataset: F:\Projects\PFAS.PRO\Results\190807M4\190807M4-IB.qld

Last Altered: Thursday, August 08, 2019 09:14:55 Pacific Daylight Time
Printed: Thursday, August 08, 2019 09:15:29 Pacific Daylight Time

**Name: 190807M4_13, Date: 07-Aug-2019, Time: 19:58:21, ID: IB, Description: IB**

**10:2 FTS**

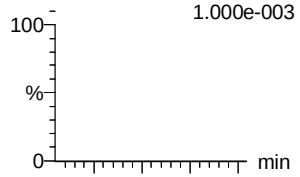


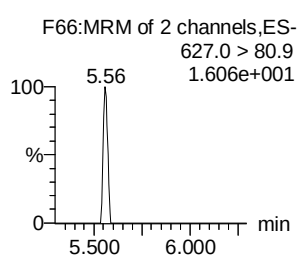


**PFDoA**

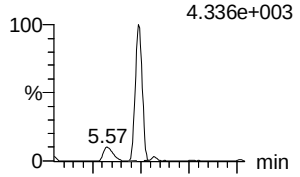


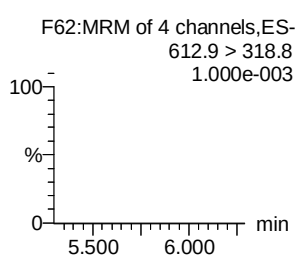


**N-MeFOSA**

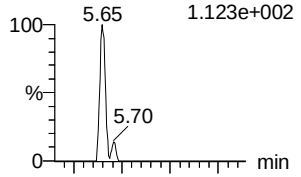


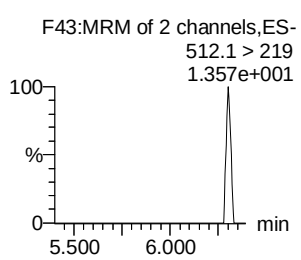


**PFTrDA**

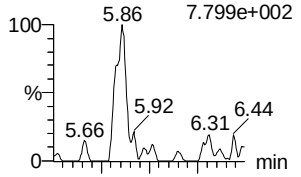


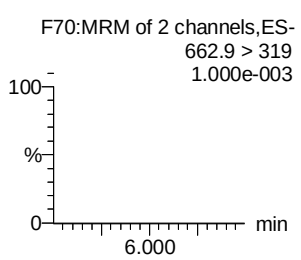


**PFDoS**

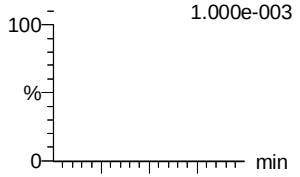


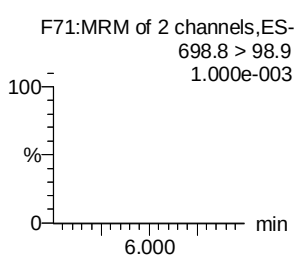


**PFTeDA**

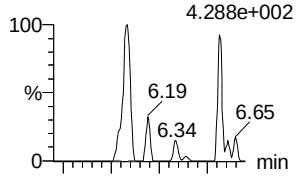


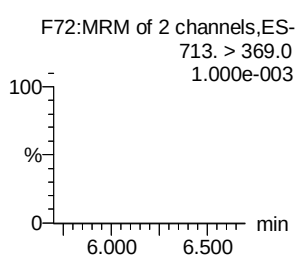


**13C2-PFDoA**

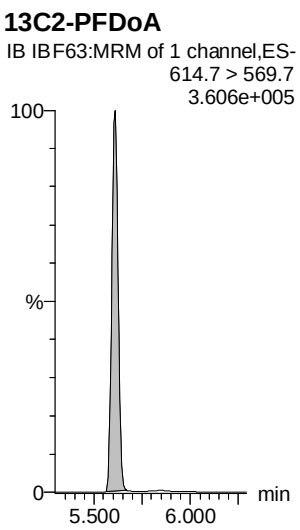


**13C2-PFDoA**

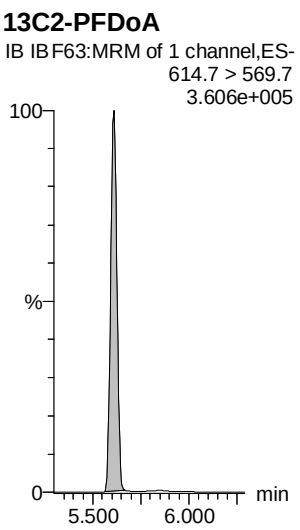


**d3-N-MeFOSA**

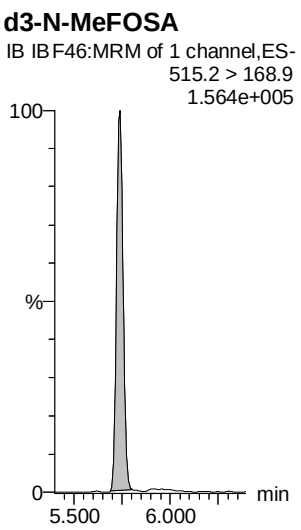


**13C2-PFDoA**

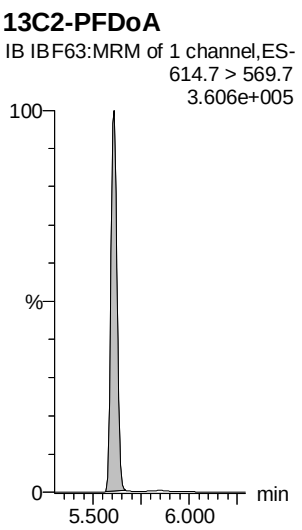


**13C2-PFTeDA**

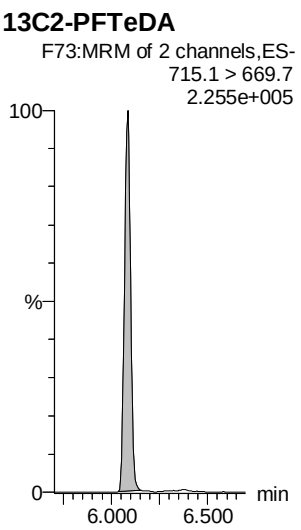


**13C2-PFTeDA**

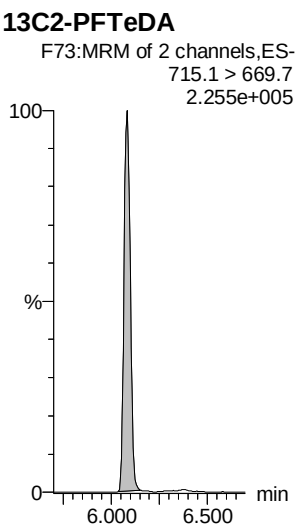

Dataset: F:\Projects\PFAS.PRO\Results\190807M4\190807M4-IB.qld

Last Altered: Thursday, August 08, 2019 09:14:55 Pacific Daylight Time
Printed: Thursday, August 08, 2019 09:15:29 Pacific Daylight Time

**Name: 190807M4_13, Date: 07-Aug-2019, Time: 19:58:21, ID: IB, Description: IB**

**N-EtFOSA**

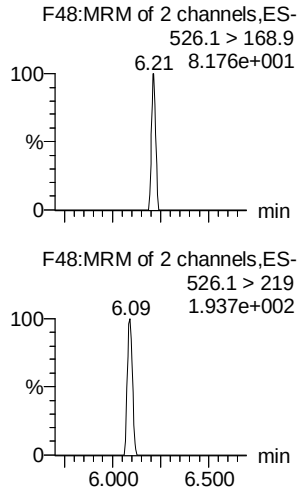


**PFHxDA**

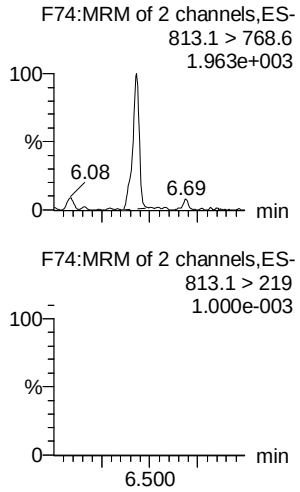


**PFODA**

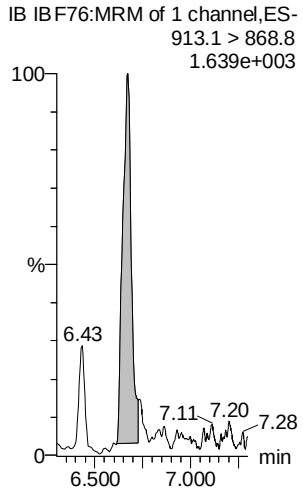


**N-MeFOSE**

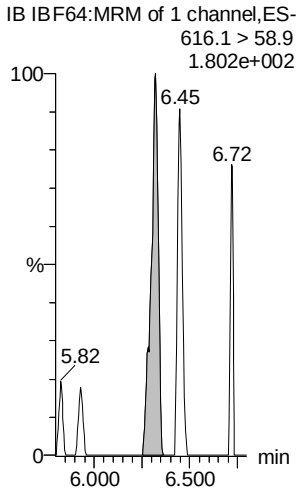


**N-EtFOSE**

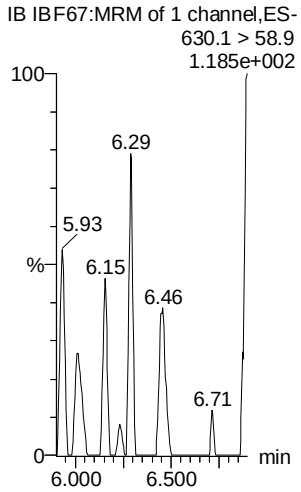


**13C4-PFBA**

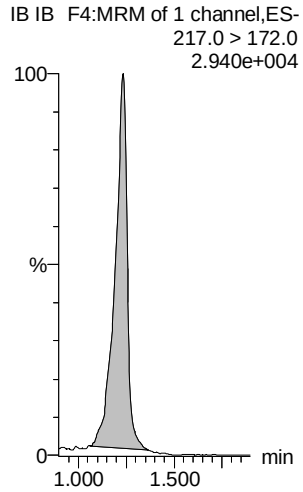


**d5-N-ETFOSA**

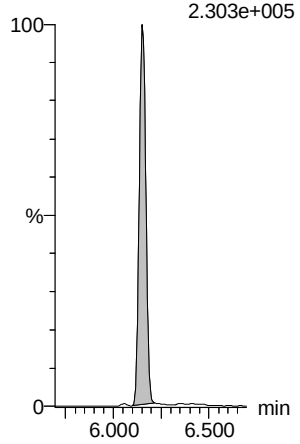


**13C2-PFHxDA**

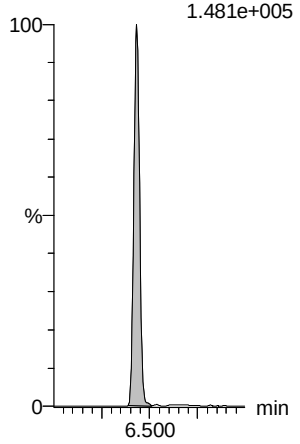


**13C2-PFHxDA**

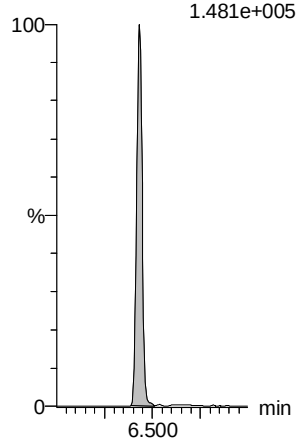


**d7-N-MeFOSE**

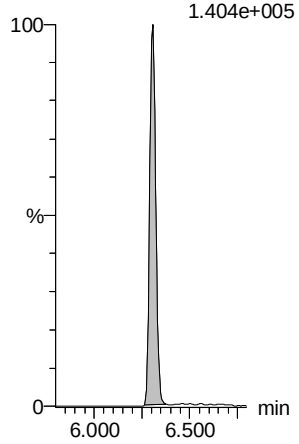


**d9-N-EtFOSE**

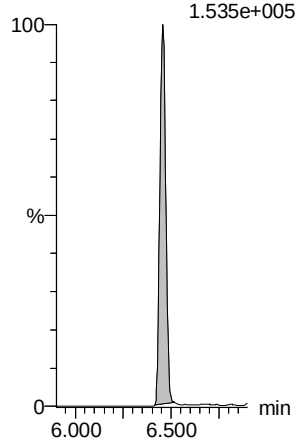


**13C5-PFHxA**

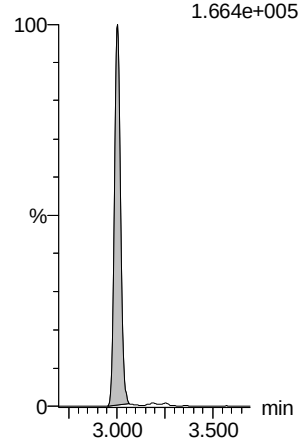

Dataset: F:\Projects\PFAS.PRO\Results\190807M4\190807M4-IB.qld

Last Altered: Thursday, August 08, 2019 09:14:55 Pacific Daylight Time
Printed: Thursday, August 08, 2019 09:15:29 Pacific Daylight Time

**Name: 190807M4_13, Date: 07-Aug-2019, Time: 19:58:21, ID: IB, Description: IB**

**13C8-PFOA**

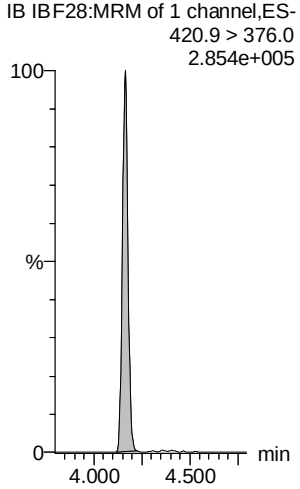


**18O2-PFHxS**

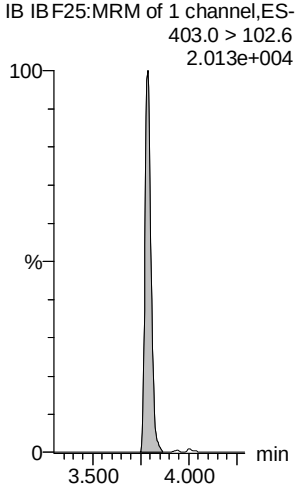


**13C9-PFNA**

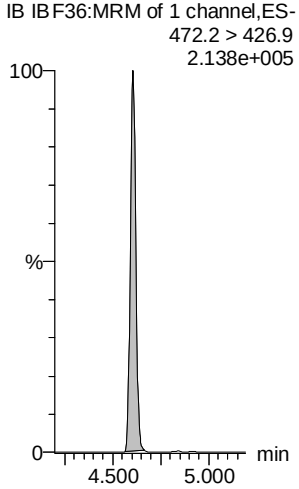


**13C4-PFOS**

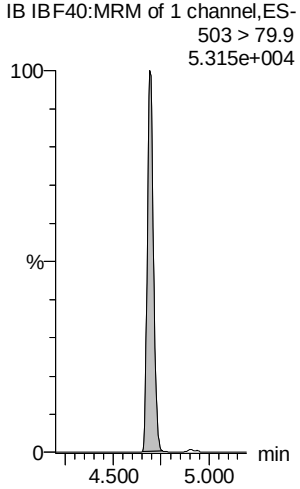


**13C6-PFDA**

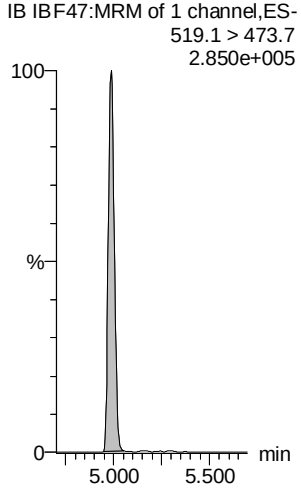


**13C7-PFUdA**

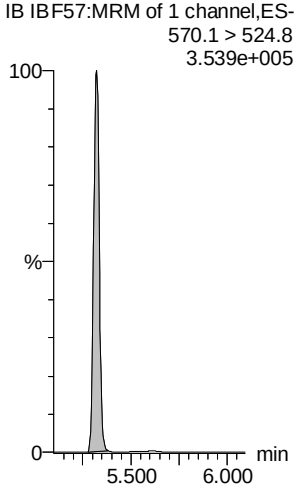

# LC Calibration Standards Review Checklist Q4

| | | ION Ratio | Concentration | C-Cals Name | Sign Date | Correct I-Cal | Manual Integrations | N/A |
|---|---|---|---|---|---|---|---|---|
| Calibration ID: ST190807M4 - 3 | L M H | ☑ | ☐ B C D E F G H | ☑ | ☑ | ☑ | ☑ | ☐ |
| Calibration ID: -11 | L M H | ☑ | ☑ D E F H | ☑ | ☑ | ☑ | ☑ | ☐ |
| Calibration ID: -12 | L M H | ☑ | ☑ D E F | ☑ | ☑ | ☑ | ☑ | ☐ |
| Calibration ID: -13 | L M H | ☑ | ☑ B D F C | ☑ | ☑ | ☑ | ☑ | ☐ |
| Calibration ID: -14 | L M H | ☑ | ☑ D E F C | ☑ | ☑ | ☑ | ☑ | ☐ |
| Calibration ID: -15 | L M H | ☑ | ☑ D E F | ☑ | ☑ | ☑ | ☑ | ☐ |
| Calibration ID: -16 | L M H | ☑ | ☑ D E F | ☑ | ☑ | ☑ | ☑ | ☑ |
| Calibration ID: | L M H | ☐ | ☐ | ☐ | ☐ | ☐ | ☐ | ☐ |
| Calibration ID: | L M H | ☐ N/A CaH 8/8/19 | ☐ | ☐ | ☐ | ☐ | ☐ | ☐ |
| Calibration ID: | L M H | ☐ | ☐ | ☐ | ☐ | ☐ | ☐ | ☐ |

**Full Mass Cal. Date:** 08/03/19

**Run Log Present:** ☑

**# of Samples per Sequence Checked:** ☑

**Instrument Blank Saved** ☑

**All Branches in Acquisition Window** ☑

**IIS Area Saved** ☑

**Reviewed By:** [signature] 8/9/19

**Initials/Date**

**Comments:**

(A) HFPO-DA <70%
(B) HFPO-DA >130%
(C) $^{13}C_3$ HFPO-DA <50%
(D) 5:3 FTCA >130%
(E) ADONA >130%
(F) PFecHS >130%
(G) 10:2 FTS >130%
(H) PFDoS >130%

Vista Analytical Laboratory

Dataset: F:\Projects\PFAS.PRO\Results\190807M4\190807M4-34.qld

Last Altered: Thursday, August 08, 2019 08:37:01 Pacific Daylight Time
Printed: Thursday, August 08, 2019 08:41:53 Pacific Daylight Time

**Method: F:\Projects\PFAS.PRO\MethDB\PFAS_FULL_80C_080719.mdb 08 Aug 2019 08:37:00**
**Calibration: F:\Projects\PFAS.PRO\CurveDB\C18_VAL-PFAS_Q4_08-06-19.cdb 06 Aug 2019 14:25:35**

**Name: 190807M4_31, Date: 07-Aug-2019, Time: 23:09:06, ID: ST190807M4-11 PFC CS3 19G2306, Description: PFC CS3 19G2306**

| | Name | Pred.RT | RT | Pred. Ratio | Ion Ratio | Ratio out? |
|---|---|---|---|---|---|---|
| 1 | PFBA | 1.24 | 1.24 | | | |
| 2 | PFPrS | 1.59 | 1.59 | 2.508 | 2.508 | NO |
| 3 | 3:3 FTCA | 2.04 | 2.06 | 2.007 | 2.007 | NO |
| 4 | PFPeA | 2.21 | 2.21 | | | |
| 5 | PFBS | 2.51 | 2.51 | 2.684 | 2.684 | NO |
| 6 | 4:2 FTS | 2.92 | 2.92 | 1.757 | 1.757 | NO |
| 7 | PFHxA | 3.01 | 3.01 | 14.088 | 14.088 | NO |
| 8 | PFPeS | 3.21 | 3.21 | 1.641 | 1.641 | NO |
| 9 | HFPO-DA | 3.22 | 3.23 | 3.270 | 3.270 | NO |
| 10 | 5:3 FTCA | 3.55 | 3.57 | 1.549 | 1.549 | NO |
| 11 | PFHpA | 3.63 | 3.63 | 6.514 | 6.514 | NO |
| 12 | ADONA | 3.75 | 3.75 | 3.381 | 3.381 | NO |
| 13 | L-PFHxS | 3.79 | 3.79 | 2.012 | 2.012 | NO |
| 14 | 6:2 FTS | 4.11 | 4.11 | 2.109 | 2.109 | NO |
| 15 | L-PFOA | 4.16 | 4.16 | 3.095 | 3.095 | NO |
| 16 | PFecHS | 4.18 | 4.18 | 0.855 | 0.855 | NO |
| 17 | PFHpS | 4.28 | 4.28 | 2.217 | 2.217 | NO |
| 18 | 7:3 FTCA | 4.60 | 4.59 | 2.132 | 2.132 | NO |
| 19 | PFNA | 4.61 | 4.61 | 3.468 | 3.468 | NO |
| 20 | PFOSA | 4.66 | 4.67 | 34.542 | 34.542 | NO |
| 21 | L-PFOS | 4.69 | 4.70 | 2.128 | 2.128 | NO |
| 22 | 9Cl-PF30NS | 4.92 | 4.92 | 17.323 | 17.323 | NO |
| 23 | PFDA | 4.99 | 4.99 | 5.235 | 5.235 | NO |
| 24 | 8:2 FTS | 4.96 | 4.96 | 1.317 | 1.317 | NO |
| 25 | PFNS | 5.06 | 5.06 | 1.674 | 1.674 | NO |
| 26 | L-MeFOSAA | 5.14 | 5.14 | 2.292 | 2.292 | NO |

Vista Analytical Laboratory

Dataset: F:\Projects\PFAS.PRO\Results\190807M4\190807M4-34.qld

Last Altered: Thursday, August 08, 2019 08:37:01 Pacific Daylight Time
Printed: Thursday, August 08, 2019 08:42:06 Pacific Daylight Time

**Method: F:\Projects\PFAS.PRO\MethDB\PFAS_FULL_80C_080719.mdb 08 Aug 2019 08:37:00**
**Calibration: F:\Projects\PFAS.PRO\CurveDB\C18_VAL-PFAS_Q4_08-06-19.cdb 06 Aug 2019 14:25:35**

**Name: 190807M4_31, Date: 07-Aug-2019, Time: 23:09:06, ID: ST190807M4-11 PFC CS3 19G2306, Description: PFC CS3 19G2306**

| | Name | Pred.RT | RT | Pred. Ratio | Ion Ratio | Ratio out? |
|---|---|---|---|---|---|---|
| 1 | L-EtFOSAA | 5.30 | 5.31 | 1.376 | 1.376 | NO |
| 2 | PFUdA | 5.32 | 5.32 | 7.226 | 7.226 | NO |
| 3 | PFDS | 5.37 | 5.37 | 1.693 | 1.693 | NO |
| 4 | 11Cl-PF30UdS | 5.54 | 5.54 | 5.708 | 5.708 | NO |
| 5 | 10:2 FTS | 5.59 | 5.59 | 1.553 | 1.553 | NO |
| 6 | PFDoA | 5.61 | 5.61 | 7.752 | 7.752 | NO |
| 7 | N-MeFOSA | 5.71 | 5.71 | 1.652 | 1.652 | NO |
| 8 | PFTrDA | 5.86 | 5.86 | 17.982 | 17.982 | NO |
| 9 | PFDoS | 5.89 | 5.89 | 1.683 | 1.683 | NO |
| 10 | PFTeDA | 6.08 | 6.08 | 15.207 | 15.207 | NO |
| 11 | N-EtFOSA | 6.14 | 6.14 | 1.740 | 1.740 | NO |
| 12 | PFHxDA | 6.43 | 6.43 | 14.453 | 14.453 | NO |
| 13 | PFODA | 6.67 | 6.67 | | | |
| 14 | N-MeFOSE | 6.32 | 6.32 | | | |
| 15 | N-EtFOSE | 6.47 | 6.47 | | | |

Ⓐ HFPO-DA < 70%, $^{13}C_3$-HFPO-DA < 50%, 5:3 FTCA, ADONA, PFecHS, 10:2 FTS, PFDoS > 130%.

Dataset: F:\Projects\PFAS.PRO\Results\190807M4\190807M4-5.qld

Last Altered: Thursday, August 08, 2019 08:46:29 Pacific Daylight Time
Printed: Thursday, August 08, 2019 08:47:16 Pacific Daylight Time

8/10/19

**Name: 190807M4_5, Date: 07-Aug-2019, Time: 18:33:36, ID: ST190807M4-3 PFC CS0 19G2303, Description: PFC CS0 19G2303**

| | # | Name | Trace | Area | IS Area | wt/vol | RT | Response | Conc. | %Rec | Recovery ... | Ion Ratio | Ratio Out? |
|---|---|---|---|---|---|---|---|---|---|---|---|---|---|
| 1 | 1 | PFBA | 213.0 > 168.8 | 115.443 | 1307.255 | 1.00 | 1.23 | 1.104 | 1.0 | 101.3 | NO | | |
| 2 | 2 | PFPrS | 248.9 > 79.9 | 50.216 | 734.519 | 1.00 | 1.59 | 0.855 | 0.7 | 74.2 | NO | 3.252 | NO |
| 3 | 3 | 3:3 FTCA | 240.9 > 176.9 | 6.177 | 2251.036 | 1.00 | 2.07 | 0.034 | 1.1 | 107.3 | NO | 1.585 | NO |
| 4 | 4 | PFPeA | 263.1 > 218.9 | 162.356 | 2251.036 | 1.00 | 2.20 | 0.902 | 1.0 | 102.0 | NO | | |
| 5 | 5 | PFBS | 299.0 > 79.7 | 112.616 | 734.519 | 1.00 | 2.51 | 1.916 | 0.9 | 92.1 | NO | 2.447 | NO |
| 6 | 6 | 4:2 FTS | 327.0 > 306.9 | 223.467 | 1478.033 | 1.00 | 2.92 | 1.890 | 0.9 | 88.5 | NO | 1.497 | NO |
| 7 | 47 | 13C3-PFBA | 216.1 > 171.8 | 1307.255 | 1911.265 | 1.00 | 1.23 | 8.550 | 11.9 | 95.0 | NO | | |
| 8 | 49 | 13C3-PFBS | 302.0 > 98.8 | 734.519 | 716.925 | 1.00 | 2.50 | 12.807 | 11.6 | 93.0 | NO | | |
| 9 | 48 | 13C3-PFPeA | 266.0 > 221.8 | 2251.036 | 5954.208 | 1.00 | 2.21 | 4.726 | 9.2 | 73.5 | NO | | |
| 10 | 48 | 13C3-PFPeA | 266.0 > 221.8 | 2251.036 | 5954.208 | 1.00 | 2.21 | 4.726 | 9.2 | 73.5 | NO | | |
| 11 | 49 | 13C3-PFBS | 302.0 > 98.8 | 734.519 | 716.925 | 1.00 | 2.50 | 12.807 | 11.6 | 93.0 | NO | | |
| 12 | 51 | 13C2-4:2 FTS | 329.0 >79.9 | 1478.033 | 716.925 | 1.00 | 2.92 | 25.770 | 14.1 | 113.1 | NO | | |
| 13 | -1 | | | | | | | | | | | | |
| 14 | 7 | PFHxA | 313.0 > 269.0 | 395.315 | 2008.710 | 1.00 | 3.01 | 0.984 | 1.2 | 116.7 | NO | 43.551 | YES |
| 15 | 8 | PFPeS | 349.1>80.1 | 113.447 | 734.519 | 1.00 | 3.21 | 1.931 | 1.1 | 114.7 | NO | 1.856 | NO |
| 16 | 9 | HFPO-DA | 285.1 > 168.9 | 4.522 | 150.903 | 1.00 | 3.22 | 0.150 | 0.3 | 33.4Ⓐ | YES | 1.841 | NO |
| 17 | 10 | 5:3 FTCA | 340.9 > 236.9 | 61.819 | 2453.144 | 1.00 | 3.57 | 0.315 | 1.7 | 171.7Ⓐ | YES | 1.938 | NO |
| 18 | 11 | PFHpA | 363.0 > 318.9 | 285.347 | 2453.144 | 1.00 | 3.63 | 1.454 | 1.2 | 117.4 | NO | 6.804 | NO |
| 19 | 12 | ADONA | 376.8 > 250.9 | 1049.255 | 2453.144 | 1.00 | 3.75 | 5.346 | 1.7 | 170.9Ⓐ | YES | 3.643 | NO |
| 20 | 52 | 13C2-PFHxA | 315.0 > 270.0 | 2008.710 | 5954.208 | 1.00 | 3.00 | 4.217 | 4.3 | 85.4 | NO | | |
| 21 | 49 | 13C3-PFBS | 302.0 > 98.8 | 734.519 | 716.925 | 1.00 | 2.50 | 12.807 | 11.6 | 93.0 | NO | | |
| 22 | 50 | 13C3-HFPO-DA | 287.0 > 168.9 | 150.903 | 5954.208 | 1.00 | 3.23 | 0.317 | 2.2 | 43.0Ⓐ | YES | | |
| 23 | 53 | 13C4-PFHpA | 367.2 > 321.8 | 2453.144 | 5954.208 | 1.00 | 3.63 | 5.150 | 10.6 | 85.0 | NO | | |
| 24 | 53 | 13C4-PFHpA | 367.2 > 321.8 | 2453.144 | 5954.208 | 1.00 | 3.63 | 5.150 | 10.6 | 85.0 | NO | | |
| 25 | 53 | 13C4-PFHpA | 367.2 > 321.8 | 2453.144 | 5954.208 | 1.00 | 3.63 | 5.150 | 10.6 | 85.0 | NO | | |
| 26 | -1 | | | | | | | | | | | | |
| 27 | 13 | L-PFHxS | 398.9 > 79.6 | 81.201 | 1543.844 | 1.00 | 3.79 | 0.657 | 0.8 | 77.0 | NO | 1.433 | NO |
| 28 | 15 | 6:2 FTS | 427.0 > 406.9 | 217.547 | 1020.719 | 1.00 | 4.10 | 2.664 | 0.9 | 92.7 | NO | 1.916 | NO |
| 29 | 16 | L-PFOA | 412.8 > 368.9 | 737.938 | 5303.227 | 1.00 | 4.16 | 1.739 | 1.2 | 123.8 | NO | 3.573 | NO |
| 30 | 18 | PFecHS | 460.8 > 381.0 | 148.279 | 5303.227 | 1.00 | 4.18 | 0.350 | 1.7 | 172.1Ⓐ | YES | 0.821 | NO |
| 31 | 19 | PFHpS | 449.0 > 80.0 | 106.718 | 1882.864 | 1.00 | 4.28 | 0.708 | 0.9 | 85.5 | NO | 1.599 | NO |
| 32 | 20 | 7:3 FTCA | 440.9 > 336.9 | 70.253 | 6697.674 | 1.00 | 4.60 | 0.131 | 1.1 | 106.8 | NO | 2.854 | NO |
| 33 | 54 | 13C3-PFHxS | 401.8 > 79.9 | 1543.844 | 716.925 | 1.00 | 3.79 | 26.918 | 12.2 | 97.4 | NO | | |
| 34 | 55 | 13C2-6:2 FTS | 429.0 >79.9 | 1020.719 | 1891.861 | 1.00 | 4.10 | 6.744 | 12.0 | 96.0 | NO | | |
| 35 | 58 | 13C2-PFOA | 414.9 > 369.7 | 5303.227 | 9564.639 | 1.00 | 4.16 | 6.931 | 9.7 | 77.7 | NO | | |
| 36 | 58 | 13C2-PFOA | 414.9 > 369.7 | 5303.227 | 9564.639 | 1.00 | 4.16 | 6.931 | 9.7 | 77.7 | NO | | |

8/8/19

Dataset: F:\Projects\PFAS.PRO\Results\190807M4\190807M4-5.qld

Last Altered: Thursday, August 08, 2019 08:46:29 Pacific Daylight Time
Printed: Thursday, August 08, 2019 08:47:16 Pacific Daylight Time

**Name: 190807M4_5, Date: 07-Aug-2019, Time: 18:33:36, ID: ST190807M4-3 PFC CS0 19G2303, Description: PFC CS0 19G2303**

| | # | Name | Trace | Area | IS Area | wt/vol | RT | Response | Conc. | %Rec | Recovery ... | Ion Ratio | Ratio Out? |
|---|---|---|---|---|---|---|---|---|---|---|---|---|---|
| 37 | 59 | 13C8-PFOS | 507.0 > 79.9 | 1882.864 | 1891.861 | 1.00 | 4.69 | 12.441 | 12.6 | 100.5 | NO | | |
| 38 | 56 | 13C5-PFNA | 468.2 > 422.9 | 6697.674 | 6580.939 | 1.00 | 4.61 | 12.722 | 12.6 | 100.4 | NO | | |
| 39 | -1 | | | | | | | | | | | | |
| 40 | 21 | PFNA | 463.0 > 418.8 | 604.986 | 6697.674 | 1.00 | 4.61 | 1.129 | 1.0 | 97.9 | NO | 3.622 | NO |
| 41 | 22 | PFOSA | 497.9 > 77.9 | 212.792 | 2903.930 | 1.00 | 4.67 | 0.916 | 0.8 | 84.5 | NO | 24.810 | NO |
| 42 | 23 | L-PFOS | 498.9 > 79.9 | 118.030 | 1882.864 | 1.00 | 4.70 | 0.784 | 0.8 | 76.9 | NO | 2.130 | NO |
| 43 | 25 | 9Cl-PF30NS | 530.7 > 350.8 | 377.785 | 1882.864 | 1.00 | 4.91 | 2.508 | 1.2 | 123.9 | NO | 23.790 | NO |
| 44 | 26 | PFDA | 513 > 468.8 | 826.300 | 6487.373 | 1.00 | 4.99 | 1.592 | 1.2 | 116.1 | NO | 12.570 | YES |
| 45 | 27 | 8:2 FTS | 527.0 > 506.9 | 168.102 | 1131.558 | 1.00 | 4.96 | 1.857 | 1.0 | 99.9 | NO | 1.745 | NO |
| 46 | 56 | 13C5-PFNA | 468.2 > 422.9 | 6697.674 | 6580.939 | 1.00 | 4.61 | 12.722 | 12.6 | 100.4 | NO | | |
| 47 | 57 | 13C8-PFOSA | 506.1 > 77.7 | 2903.930 | 12199.978 | 1.00 | 4.66 | 2.975 | 14.2 | 113.7 | NO | | |
| 48 | 59 | 13C8-PFOS | 507.0 > 79.9 | 1882.864 | 1891.861 | 1.00 | 4.69 | 12.441 | 12.6 | 100.5 | NO | | |
| 49 | 59 | 13C8-PFOS | 507.0 > 79.9 | 1882.864 | 1891.861 | 1.00 | 4.69 | 12.441 | 12.6 | 100.5 | NO | | |
| 50 | 60 | 13C2-PFDA | 515.1 > 469.9 | 6487.373 | 9546.093 | 1.00 | 4.99 | 8.495 | 10.9 | 86.9 | NO | | |
| 51 | 61 | 13C2-8:2 FTS | 529 > 79.9 | 1131.558 | 1891.861 | 1.00 | 4.96 | 7.476 | 13.1 | 105.0 | NO | | |
| 52 | -1 | | | | | | | | | | | | |
| 53 | 28 | PFNS | 549.1 > 80.1 | 80.131 | 1882.864 | 1.00 | 5.05 | 0.532 | 0.7 | 70.9 | NO | 1.357 | NO |
| 54 | 29 | L-MeFOSAA | 570 > 419 | 409.178 | 1876.732 | 1.00 | 5.14 | 2.725 | 1.1 | 111.5 | NO | 2.312 | NO |
| 55 | 31 | L-EtFOSAA | 584.1 > 419 | 357.111 | 2702.357 | 1.00 | 5.30 | 1.652 | 1.2 | 121.9 | NO | 1.633 | NO |
| 56 | 33 | PFUdA | 563.0 > 518.9 | 744.023 | 10841.842 | 1.00 | 5.32 | 0.858 | 0.9 | 93.7 | NO | 12.478 | YES |
| 57 | 34 | PFDS | 598.8 > 79.9 | 157.979 | 1131.558 | 1.00 | 5.37 | 1.745 | 1.0 | 102.5 | NO | 2.280 | NO |
| 58 | 35 | 11Cl-PF30UdS | 632.6 > 452.7 | 61.907 | 12753.831 | 1.00 | 5.53 | 0.061 | 1.1 | 107.5 | NO | 172.925 | YES |
| 59 | 59 | 13C8-PFOS | 507.0 > 79.9 | 1882.864 | 1891.861 | 1.00 | 4.69 | 12.441 | 12.6 | 100.5 | NO | | |
| 60 | 62 | d3-N-MeFOSAA | 573.3 > 419 | 1876.732 | 12199.978 | 1.00 | 5.14 | 1.923 | 12.5 | 99.9 | NO | | |
| 61 | 64 | d5-N-EtFOSAA | 589.3 > 419 | 2702.357 | 12199.978 | 1.00 | 5.30 | 2.769 | 14.1 | 113.0 | NO | | |
| 62 | 63 | 13C2-PFUdA | 565 > 519.8 | 10841.842 | 12199.978 | 1.00 | 5.32 | 11.108 | 10.9 | 87.2 | NO | | |
| 63 | 61 | 13C2-8:2 FTS | 529 > 79.9 | 1131.558 | 1891.861 | 1.00 | 4.96 | 7.476 | 13.1 | 105.0 | NO | | |
| 64 | 65 | 13C2-PFDoA | 614.7 > 569.7 | 12753.831 | 9546.093 | 1.00 | 5.61 | 16.700 | 15.2 | 121.7 | NO | | |
| 65 | -1 | | | | | | | | | | | | |
| 66 | 36 | 10:2 FTS | 627.0 > 606.9 | 280.059 | 1131.558 | 1.00 | 5.59 | 3.094 | 1.4 | 135.6 A | YES | 2.084 | NO |
| 67 | 37 | PFDoA | 612.9 > 569.0 | 973.549 | 12753.831 | 1.00 | 5.61 | 0.954 | 0.9 | 92.7 | NO | 6.252 | NO |
| 68 | 38 | N-MeFOSA | 512.1 > 168.9 | 234.350 | 6260.789 | 1.00 | 5.71 | 5.615 | 5.3 | 105.3 | NO | 1.925 | NO |
| 69 | 39 | PFTrDA | 662.9 > 618.9 | 1067.189 | 12753.831 | 1.00 | 5.86 | 1.046 | 0.9 | 90.5 | NO | 13.462 | NO |
| 70 | 40 | PFDoS | 698.8 > 79.9 | 160.625 | 8432.940 | 1.00 | 5.89 | 0.238 | 1.4 | 143.9 A | YES | 2.634 | NO |
| 71 | 41 | PFTeDA | 713.0 > 669.0 | 1038.938 | 8432.940 | 1.00 | 6.08 | 1.540 | 1.0 | 102.3 | NO | 15.245 | NO |
| 72 | 65 | 13C2-PFDoA | 614.7 > 569.7 | 12753.831 | 9546.093 | 1.00 | 5.61 | 16.700 | 15.2 | 121.7 | NO | | |

Vista Analytical Laboratory

Dataset: F:\Projects\PFAS.PRO\Results\190807M4\190807M4-5.qld

Last Altered: Thursday, August 08, 2019 08:46:29 Pacific Daylight Time
Printed: Thursday, August 08, 2019 08:47:16 Pacific Daylight Time

**Name: 190807M4_5, Date: 07-Aug-2019, Time: 18:33:36, ID: ST190807M4-3 PFC CS0 19G2303, Description: PFC CS0 19G2303**

| | # | Name | Trace | Area | IS Area | wt/vol | RT | Response | Conc. | %Rec | Recovery ... | Ion Ratio | Ratio Out? |
|---|---|---|---|---|---|---|---|---|---|---|---|---|---|
| 73 | 65 | 13C2-PFDoA | 614.7 > 569.7 | 12753.831 | 9546.093 | 1.00 | 5.61 | 16.700 | 15.2 | 121.7 | NO | | |
| 74 | 66 | d3-N-MeFOSA | 515.2 > 168.9 | 6260.789 | 12199.978 | 1.00 | 5.74 | 6.415 | 145.7 | 97.1 | NO | | |
| 75 | 65 | 13C2-PFDoA | 614.7 > 569.7 | 12753.831 | 9546.093 | 1.00 | 5.61 | 16.700 | 15.2 | 121.7 | NO | | |
| 76 | 67 | 13C2-PFTeDA | 715.1 > 669.7 | 8432.940 | 12199.978 | 1.00 | 6.08 | 8.640 | 12.6 | 101.0 | NO | | |
| 77 | 67 | 13C2-PFTeDA | 715.1 > 669.7 | 8432.940 | 12199.978 | 1.00 | 6.08 | 8.640 | 12.6 | 101.0 | NO | | |
| 78 | -1 | | | | | | | | | | | | |
| 79 | 42 | N-EtFOSA | 526.1 > 168.9 | 270.862 | 8881.760 | 1.00 | 6.14 | 4.574 | 4.9 | 98.6 | NO | 1.554 | NO |
| 80 | 43 | PFHxDA | 813.1 > 768.6 | 606.481 | 5151.669 | 1.00 | 6.43 | 0.589 | 1.0 | 98.3 | NO | 14.698 | NO |
| 81 | 44 | PFODA | 913.1 > 868.8 | 797.099 | 5151.669 | 1.00 | 6.67 | 0.774 | 1.1 | 109.9 | NO | | |
| 82 | 45 | N-MeFOSE | 616.1 > 58.9 | 154.011 | 5058.621 | 1.00 | 6.32 | 4.567 | 4.5 | 89.6 | NO | | |
| 83 | 46 | N-EtFOSE | 630.1 > 58.9 | 219.019 | 5317.451 | 1.00 | 6.47 | 6.178 | 4.8 | 96.8 | NO | | |
| 84 | 72 | 13C4-PFBA | 217.0 > 172.0 | 1911.265 | 1911.265 | 1.00 | 1.23 | 12.500 | 12.5 | 100.0 | NO | | |
| 85 | 68 | d5-N-ETFOSA | 531.1 > 168.9 | 8881.760 | 12199.978 | 1.00 | 6.15 | 9.100 | 167.7 | 111.8 | NO | | |
| 86 | 69 | 13C2-PFHxDA | 815 > 769.7 | 5151.669 | 12199.978 | 1.00 | 6.43 | 5.278 | 5.7 | 113.6 | NO | | |
| 87 | 69 | 13C2-PFHxDA | 815 > 769.7 | 5151.669 | 12199.978 | 1.00 | 6.43 | 5.278 | 5.7 | 113.6 | NO | | |
| 88 | 70 | d7-N-MeFOSE | 623.1 > 58.9 | 5058.621 | 12199.978 | 1.00 | 6.31 | 5.183 | 148.5 | 99.0 | NO | | |
| 89 | 71 | d9-N-EtFOSE | 639.2 > 58.8 | 5317.451 | 12199.978 | 1.00 | 6.46 | 5.448 | 158.0 | 105.3 | NO | | |
| 90 | 73 | 13C5-PFHxA | 318.0 > 272.9 | 5954.208 | 5954.208 | 1.00 | 3.00 | 12.500 | 12.5 | 100.0 | NO | | |
| 91 | -1 | | | | | | | | | | | | |
| 92 | 75 | 13C8-PFOA | 420.9 > 376.0 | 9564.639 | 9564.639 | 1.00 | 4.16 | 12.500 | 12.5 | 100.0 | NO | | |
| 93 | 74 | 18O2-PFHxS | 403.0 > 102.6 | 716.925 | 716.925 | 1.00 | 3.79 | 12.500 | 12.5 | 100.0 | NO | | |
| 94 | 76 | 13C9-PFNA | 472.2 > 426.9 | 6580.939 | 6580.939 | 1.00 | 4.61 | 12.500 | 12.5 | 100.0 | NO | | |
| 95 | 77 | 13C4-PFOS | 503 > 79.9 | 1891.861 | 1891.861 | 1.00 | 4.69 | 12.500 | 12.5 | 100.0 | NO | | |
| 96 | 78 | 13C6-PFDA | 519.1 > 473.7 | 9546.093 | 9546.093 | 1.00 | 4.99 | 12.500 | 12.5 | 100.0 | NO | | |
| 97 | 79 | 13C7-PFUdA | 570.1 > 524.8 | 12199.978 | 12199.978 | 1.00 | 5.32 | 12.500 | 12.5 | 100.0 | NO | | |

Vista Analytical Laboratory

Dataset: Untitled

Last Altered: Thursday, August 08, 2019 11:39:26 Pacific Daylight Time
Printed: Thursday, August 08, 2019 11:39:37 Pacific Daylight Time

**Method: F:\Projects\PFAS.PRO\MethDB\PFAS_FULL_80C_080719.mdb 08 Aug 2019 08:37:00**
**Calibration: F:\Projects\PFAS.PRO\CurveDB\C18_VAL-PFAS_Q4_08-06-19.cdb 06 Aug 2019 14:25:35**

**Compound name: PFBA**

| | # | Name | ID | Acq.Date | Acq.Time |
|---|---|---|---|---|---|
| 1 | 1 | 190807M4_1 | IPA | 07-Aug-19 | 17:51:10 |
| 2 | 2 | 190807M4_2 | IPA | 07-Aug-19 | 18:01:46 |
| 3 | 3 | 190807M4_3 | ST190807M4-1 PFC CS-2 19G2301 | 07-Aug-19 | 18:12:24 |
| 4 | 4 | 190807M4_4 | ST190807M4-2 PFC CS-1 19G2302 | 07-Aug-19 | 18:23:00 |
| 5 | 5 | 190807M4_5 | ST190807M4-3 PFC CS0 19G2303 (A) | 07-Aug-19 | 18:33:36 |
| 6 | 6 | 190807M4_6 | ST190807M4-4 PFC CS1 19G2304 | 07-Aug-19 | 18:44:08 |
| 7 | 7 | 190807M4_7 | ST190807M4-5 PFC CS2 19G2305 | 07-Aug-19 | 18:54:47 |
| 8 | 8 | 190807M4_8 | ST190807M4-6 PFC CS3 19G2306 | 07-Aug-19 | 19:05:20 |
| 9 | 9 | 190807M4_9 | ST190807M4-7 PFC CS4 19G2307 | 07-Aug-19 | 19:15:59 |
| 10 | 10 | 190807M4_10 | ST190807M4-8 PFC CS5 19G2308 | 07-Aug-19 | 19:26:31 |
| 11 | 11 | 190807M4_11 | ST190807M4-9 PFC CS6 19G2309 | 07-Aug-19 | 19:37:10 |
| 12 | 12 | 190807M4_12 | ST190807M4-10 PFC CS7 19G2310 | 07-Aug-19 | 19:47:42 |
| 13 | 13 | 190807M4_13 | IB | 07-Aug-19 | 19:58:21 |
| 14 | 14 | 190807M4_14 | ICV190807M4-1 PFC ICV 19G2311 | 07-Aug-19 | 20:08:59 |
| 15 | 15 | 190807M4_15 | IPA | 07-Aug-19 | 20:19:32 |
| 16 | 16 | 190807M4_16 | B9G0278-BS1 OPR 1 | 07-Aug-19 | 20:30:10 |
| 17 | 17 | 190807M4_17 | B9G0278-BLK1 Method Blank 1 | 07-Aug-19 | 20:40:44 |
| 18 | 18 | 190807M4_18 | B9G0278-MS1 Matrix Spike 1.11 | 07-Aug-19 | 20:51:22 |
| 19 | 19 | 190807M4_19 | B9G0278-MSD1 Matrix Spike Dup 1.11 | 07-Aug-19 | 21:01:56 |
| 20 | 20 | 190807M4_20 | 1902194-01 DRUM-14 1.29 | 07-Aug-19 | 21:12:34 |
| 21 | 21 | 190807M4_21 | 1902194-02 DRUM-15 1.06 | 07-Aug-19 | 21:23:06 |
| 22 | 22 | 190807M4_22 | 1902194-03 DRUM-16 1.04 | 07-Aug-19 | 21:33:45 |
| 23 | 23 | 190807M4_23 | 1902194-04 DRUM-17 1.05 | 07-Aug-19 | 21:44:23 |
| 24 | 24 | 190807M4_24 | 1902194-05 DRUM-18 1.12 | 07-Aug-19 | 21:54:56 |
| 25 | 25 | 190807M4_25 | 1902194-06 DRUM-19 1.05 | 07-Aug-19 | 22:05:35 |
| 26 | 26 | 190807M4_26 | 1902194-07 DRUM-20 1.08 | 07-Aug-19 | 22:16:04 |
| 27 | 27 | 190807M4_27 | 1902194-08 DRUM-21 1.14 | 07-Aug-19 | 22:26:43 |
| 28 | 28 | 190807M4_28 | 1902194-09 DRUM-22 1.11 | 07-Aug-19 | 22:37:16 |
| 29 | 29 | 190807M4_29 | 1902194-10 DRUM-23 1.15 | 07-Aug-19 | 22:47:55 |
| 30 | 30 | 190807M4_30 | IPA | 07-Aug-19 | 22:58:28 |
| 31 | 31 | 190807M4_31 | ST190807M4-11 PFC CS3 19G2306 | 07-Aug-19 | 23:09:06 |
| 32 | 32 | 190807M4_32 | IPA | 07-Aug-19 | 23:19:39 |

(A) Curve not used, CS0 fell into previous calibration. am 8/16/19

Dataset: Untitled

Last Altered: Thursday, August 08, 2019 11:39:26 Pacific Daylight Time
Printed: Thursday, August 08, 2019 11:39:37 Pacific Daylight Time

**Compound name: PFBA**

| | # | Name | ID | Acq.Date | Acq.Time |
|---|---|---|---|---|---|
| 33 | 33 | 190807M4_33 | 1902194-11 DRUM-24 1.15 | 07-Aug-19 | 23:30:18 |
| 34 | 34 | 190807M4_34 | 1902194-12 DRUM-25 1.03 | 07-Aug-19 | 23:40:51 |
| 35 | 35 | 190807M4_35 | 1902194-13 DRUM-26 1.06 | 07-Aug-19 | 23:51:29 |
| 36 | 36 | 190807M4_36 | 1902194-14 DRUM-27 1.04 | 08-Aug-19 | 00:02:02 |
| 37 | 37 | 190807M4_37 | 1902194-15 DRUM-28 1.02 | 08-Aug-19 | 00:12:40 |
| 38 | 38 | 190807M4_38 | 1902194-16 DRUM-29 1.37 | 08-Aug-19 | 00:23:13 |
| 39 | 39 | 190807M4_39 | 1902194-17 DRUM-30 1.22 | 08-Aug-19 | 00:33:51 |
| 40 | 40 | 190807M4_40 | 1902194-18 DRUM-31 1.02 | 08-Aug-19 | 00:44:30 |
| 41 | 41 | 190807M4_41 | 1902194-19 DRUM-32 1.07 | 08-Aug-19 | 00:55:02 |
| 42 | 42 | 190807M4_42 | 1902194-20 DRUM-33 1.03 | 08-Aug-19 | 01:05:41 |
| 43 | 43 | 190807M4_43 | IPA | 08-Aug-19 | 01:16:19 |
| 44 | 44 | 190807M4_44 | ST190807M4-12 PFC CS3 19G2306 | 08-Aug-19 | 01:26:52 |
| 45 | 45 | 190807M4_45 | IPA | 08-Aug-19 | 01:37:30 |
| 46 | 46 | 190807M4_46 | B9G0264-BS1 OPR 1 | 08-Aug-19 | 01:48:02 |
| 47 | 47 | 190807M4_47 | B9H0005-BS1 OPR 1 | 08-Aug-19 | 01:58:40 |
| 48 | 48 | 190807M4_48 | B9H0005-BLK1 Method Blank 1 | 08-Aug-19 | 02:09:14 |
| 49 | 49 | 190807M4_49 | 1900655-01RE1 IA19-DU3-03042019-10-15-1 1.01 | 08-Aug-19 | 02:19:52 |
| 50 | 50 | 190807M4_50 | 1900655-02RE1 IA19-DU2-03042019-10-25-1 1.03 | 08-Aug-19 | 02:30:24 |
| 51 | 51 | 190807M4_51 | 1900655-03RE1 IA19-DU2-03042019-10-25-2 1 | 08-Aug-19 | 02:41:03 |
| 52 | 52 | 190807M4_52 | 1900655-04RE1 IA19-DU2-03042019-10-25-3 1 | 08-Aug-19 | 02:51:41 |
| 53 | 53 | 190807M4_53 | 1900655-05RE1 IA2-DU3-03042019-12-40-1 1.01 | 08-Aug-19 | 03:02:13 |
| 54 | 54 | 190807M4_54 | 1900655-06RE1 IA19-DU1-03042019-11-05-1 1.02 | 08-Aug-19 | 03:12:52 |
| 55 | 55 | 190807M4_55 | 1900716-03RE1 IA22-DU1-10042019-12-40-1 1.02 | 08-Aug-19 | 03:23:24 |
| 56 | 56 | 190807M4_56 | 1900716-04RE1 IA22-DU2-10042019-13-30-1 1 | 08-Aug-19 | 03:34:02 |
| 57 | 57 | 190807M4_57 | 1901614-01RE1 IA-1-DU7R-14062019-09-35-1 1.02 | 08-Aug-19 | 03:44:34 |
| 58 | 58 | 190807M4_58 | 1901614-02RE1 IA-1-DU1R-14062019-10-50-1 1.02 | 08-Aug-19 | 03:55:13 |
| 59 | 59 | 190807M4_59 | IPA | 08-Aug-19 | 04:05:51 |
| 60 | 60 | 190807M4_60 | ST190807M4-13 PFC CS3 19G2306 | 08-Aug-19 | 04:16:25 |
| 61 | 61 | 190807M4_61 | IPA | 08-Aug-19 | 04:27:04 |
| 62 | 62 | 190807M4_62 | 1901614-03RE1 IA-1-DU3R-14062019-12-15-1 1.01 | 08-Aug-19 | 04:37:42 |
| 63 | 63 | 190807M4_63 | 1901614-04RE1 IA-1-DU3R-14062019-12-15-2 1.01 | 08-Aug-19 | 04:48:14 |
| 64 | 64 | 190807M4_64 | 1901614-05RE1 IA-1-DU3R-14062019-12-15-3 1.02 | 08-Aug-19 | 04:58:53 |
| 65 | 65 | 190807M4_65 | 1901614-06RE1 IA-1-DU4R-14062019-13-35-1 1.02 | 08-Aug-19 | 05:09:31 |
| 66 | 66 | 190807M4_66 | 1901614-09RE1 IA-1-DU5R-14062019-15-10-1 1 | 08-Aug-19 | 05:20:04 |
| 67 | 67 | 190807M4_67 | B9H0013-BS1 OPR 0.125 | 08-Aug-19 | 05:30:43 |
| 68 | 68 | 190807M4_68 | B9H0013-BLK1 Method Blank 0.125 | 08-Aug-19 | 05:41:16 |

Vista Analytical Laboratory

Dataset: Untitled

Last Altered: Thursday, August 08, 2019 11:39:26 Pacific Daylight Time
Printed: Thursday, August 08, 2019 11:39:37 Pacific Daylight Time

**Compound name: PFBA**

| | # | Name | ID | Acq.Date | Acq.Time |
|---|---|---|---|---|---|
| 69 | 69 | 190807M4_69 | 1902387-03 AQA 19-11 S3 0.125 | 08-Aug-19 | 05:51:54 |
| 70 | 70 | 190807M4_70 | 1902387-04 AQA 19-11 S4 0.125 | 08-Aug-19 | 06:02:27 |
| 71 | 71 | 190807M4_71 | B9G0234-BS1 OPR 1 | 08-Aug-19 | 06:13:06 |
| 72 | 72 | 190807M4_72 | B9G0234-BLK1 Method Blank 1 | 08-Aug-19 | 06:23:39 |
| 73 | 73 | 190807M4_73 | 1902196-01 SB00021907151455KE 1.11 | 08-Aug-19 | 06:34:18 |
| 74 | 74 | 190807M4_74 | 1902196-02 SB02041907151500KE 1.02 | 08-Aug-19 | 06:44:50 |
| 75 | 75 | 190807M4_75 | 1902196-03 SB04061907151550JB 1.05 | 08-Aug-19 | 06:55:29 |
| 76 | 76 | 190807M4_76 | IPA | 08-Aug-19 | 07:06:07 |
| 77 | 77 | 190807M4_77 | ST190807M4-14 PFC CS3 19G2306 | 08-Aug-19 | 07:16:40 |
| 78 | 78 | 190807M4_78 | IPA | 08-Aug-19 | 07:27:18 |
| 79 | 79 | 190807M4_79 | 1902196-04 SB06081907151555KE 1.27 | 08-Aug-19 | 07:37:52 |
| 80 | 80 | 190807M4_80 | 1902196-05 SB08101907151600KE 1.05 | 08-Aug-19 | 07:48:31 |
| 81 | 81 | 190807M4_81 | 1902196-06 SB10121907151605KE 1.06 | 08-Aug-19 | 07:59:09 |
| 82 | 82 | 190807M4_82 | 1902196-07 SB12141907151610KE 1.03 | 08-Aug-19 | 08:09:41 |
| 83 | 83 | 190807M4_83 | 1902196-08 SB14161907151650KE 1.18 | 08-Aug-19 | 08:21:08 |
| 84 | 84 | 190807M4_84 | 1902196-09 SB16181907151652KE 1.19 | 08-Aug-19 | 08:31:41 |
| 85 | 85 | 190807M4_85 | 1902196-10 SB18201907151654KE 1.14 | 08-Aug-19 | 08:42:19 |
| 86 | 86 | 190807M4_86 | 1902196-11 SB20221907151725KE 1.15 | 08-Aug-19 | 08:52:53 |
| 87 | 87 | 190807M4_87 | 1902196-12 SB22241907151730KE 1.17 | 08-Aug-19 | 09:03:49 |
| 88 | 88 | 190807M4_88 | 1902196-13 SB24261907151735KE 1.16 | 08-Aug-19 | 09:14:26 |
| 89 | 89 | 190807M4_89 | IPA | 08-Aug-19 | 09:25:04 |
| 90 | 90 | 190807M4_90 | ST190807M4-15 PFC CS3 19G2306 | 08-Aug-19 | 09:35:37 |
| 91 | 91 | 190807M4_91 | IPA | 08-Aug-19 | 09:48:12 |
| 92 | 92 | 190807M4_92 | 1902196-14 SB25301907160925JB 1.17 | 08-Aug-19 | 09:58:47 |
| 93 | 93 | 190807M4_93 | 1902196-15 SB30351907160915JB 1.06 | 08-Aug-19 | 10:09:26 |
| 94 | 94 | 190807M4_94 | 1902196-16 SB38401907161025JB 1.23 | 08-Aug-19 | 10:19:59 |
| 95 | 95 | 190807M4_95 | 1902196-17 SB40421907161040JB 1.22 | 08-Aug-19 | 10:30:38 |
| 96 | 96 | 190807M4_96 | IPA | 08-Aug-19 | 10:41:10 |
| 97 | 97 | 190807M4_97 | ST190807M4-16 PFC CS3 19G2306 | 08-Aug-19 | 10:51:48 |
| 98 | 98 | 190807M4_98 | IPA | 08-Aug-19 | 11:02:21 |

Vista Analytical Laboratory

Dataset: F:\Projects\PFAS.PRO\Results\190807M4\190807M4-5.qld

Last Altered: Thursday, August 08, 2019 08:46:29 Pacific Daylight Time
Printed: Thursday, August 08, 2019 08:47:16 Pacific Daylight Time

**Method: F:\Projects\PFAS.PRO\MethDB\PFAS_FULL_80C_080719.mdb 08 Aug 2019 08:37:00**
**Calibration: F:\Projects\PFAS.PRO\CurveDB\C18_VAL-PFAS_Q4_08-06-19.cdb 06 Aug 2019 14:25:35**

**Name: 190807M4_5, Date: 07-Aug-2019, Time: 18:33:36, ID: ST190807M4-3 PFC CS0 19G2303, Description: PFC CS0 19G2303**

**PFBA**

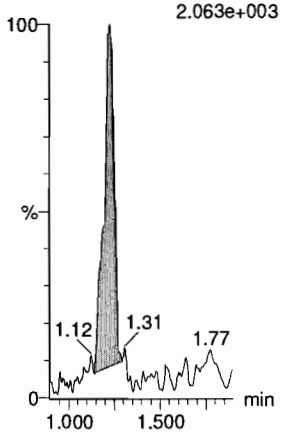


**PFPrS**

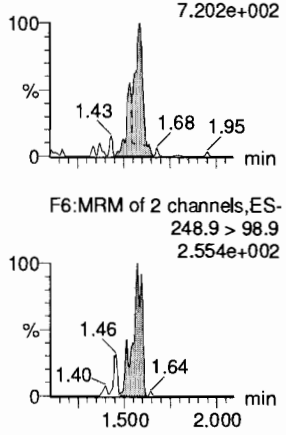


**3:3 FTCA**

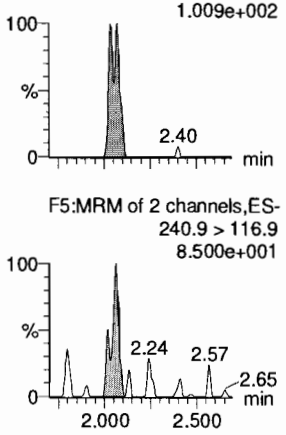


**PFPeA**

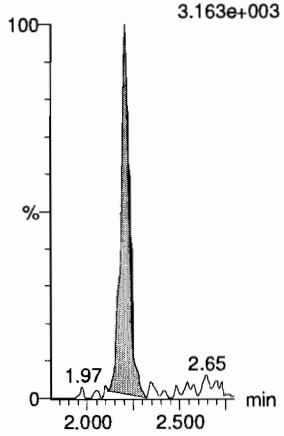


**PFBS**

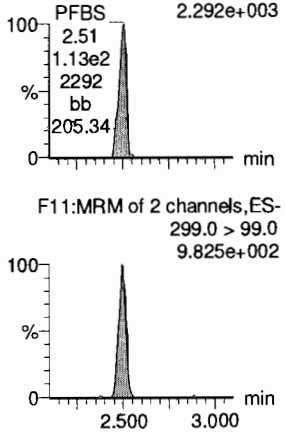


**4:2 FTS**

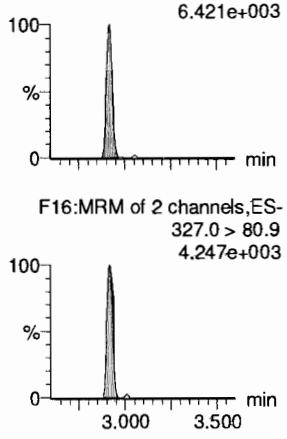


**13C3-PFBA**

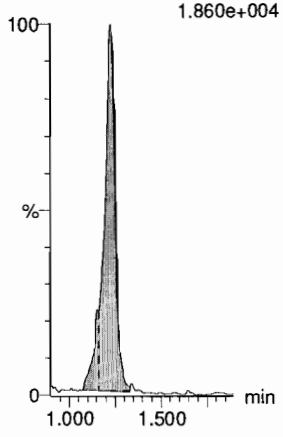


**13C3-PFBS**

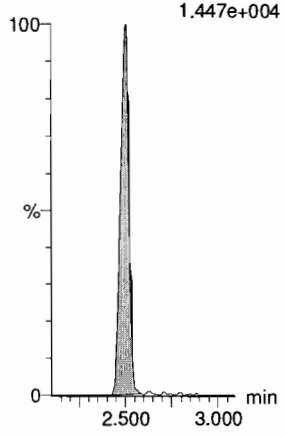


**13C3-PFPeA**

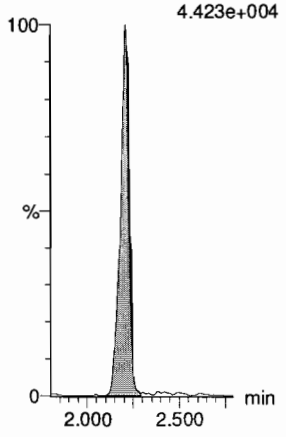


**13C3-PFPeA**

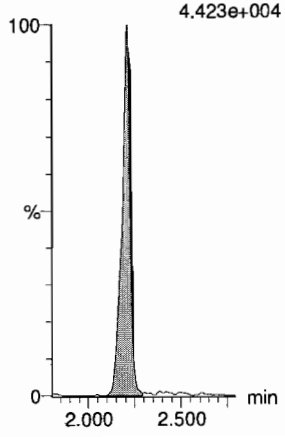


**13C3-PFBS**

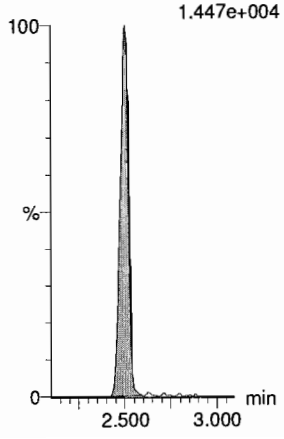


**13C2-4:2 FTS**

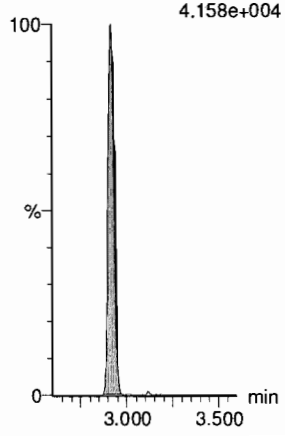

Dataset: F:\Projects\PFAS.PRO\Results\190807M4\190807M4-5.qld

Last Altered: Thursday, August 08, 2019 08:46:29 Pacific Daylight Time
Printed: Thursday, August 08, 2019 08:47:16 Pacific Daylight Time

**Name: 190807M4_5, Date: 07-Aug-2019, Time: 18:33:36, ID: ST190807M4-3 PFC CS0 19G2303, Description: PFC CS0 19G2303**

**PFHxA**

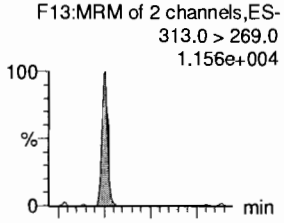


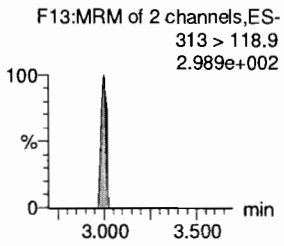


**PFPeS**

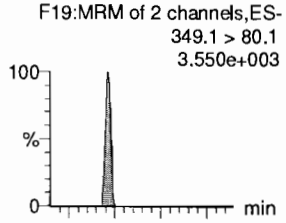


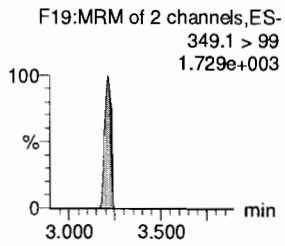


**HFPO-DA**

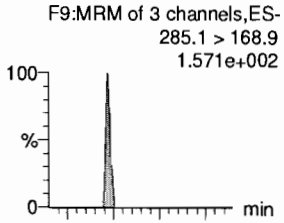


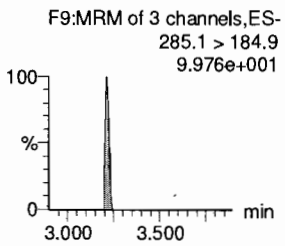


**5:3 FTCA**

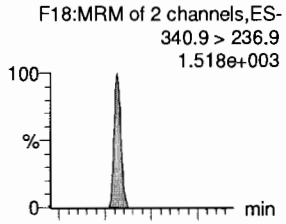


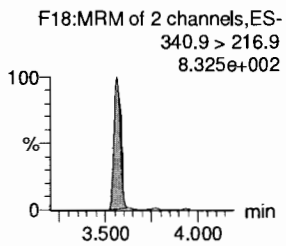


**PFHpA**

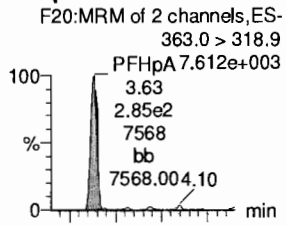


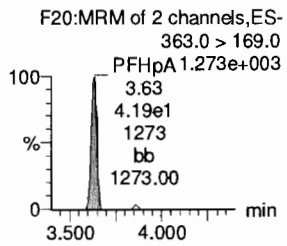


**ADONA**

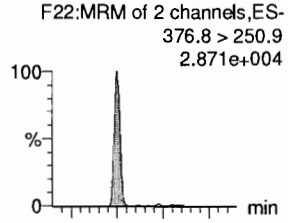


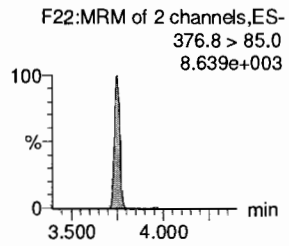


**13C2-PFHxA**

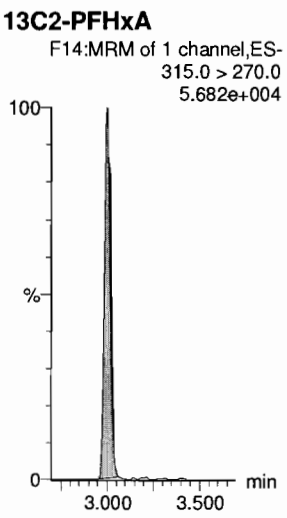


**13C3-PFBS**

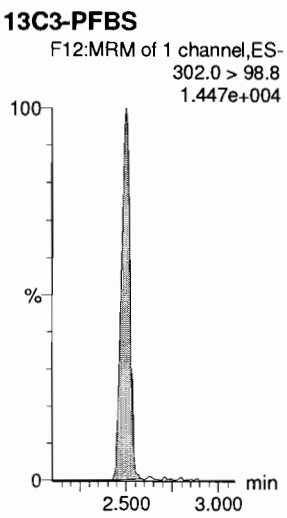


**13C3-HFPO-DA**

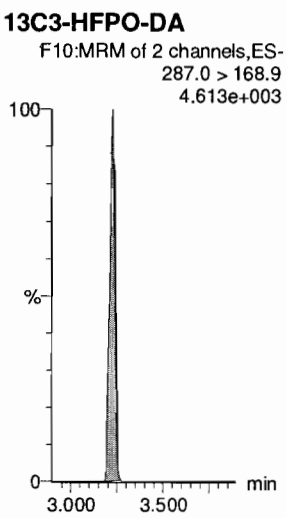


**13C4-PFHpA**

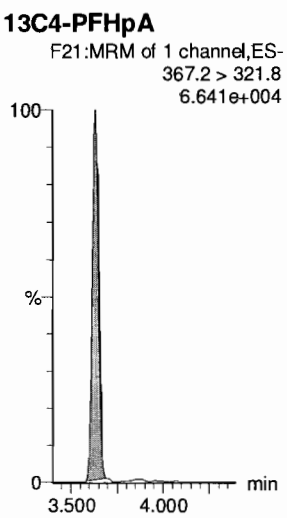


**13C4-PFHpA**

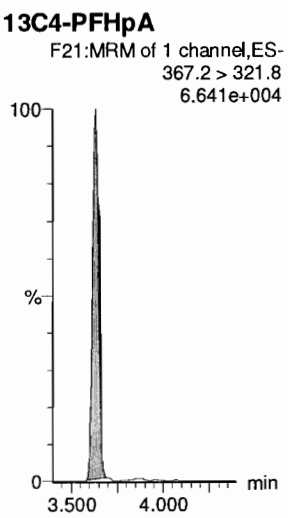


**13C4-PFHpA**

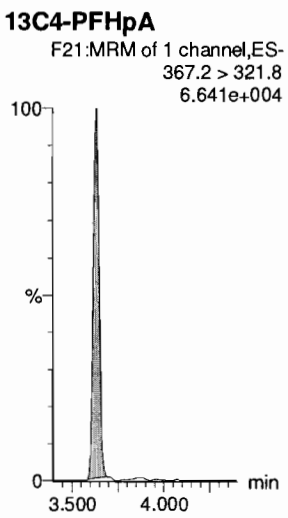

Dataset: F:\Projects\PFAS.PRO\Results\190807M4\190807M4-5.qld

Last Altered: Thursday, August 08, 2019 08:46:29 Pacific Daylight Time
Printed: Thursday, August 08, 2019 08:47:16 Pacific Daylight Time

**Name: 190807M4_5, Date: 07-Aug-2019, Time: 18:33:36, ID: ST190807M4-3 PFC CS0 19G2303, Description: PFC CS0 19G2303**

**L-PFHxS**

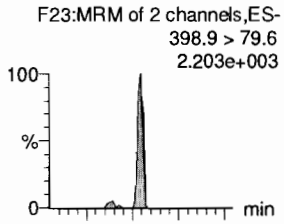


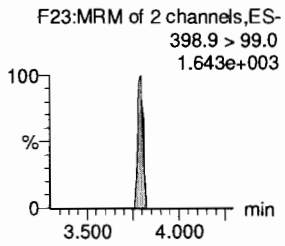


**6:2 FTS**

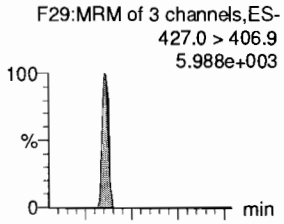


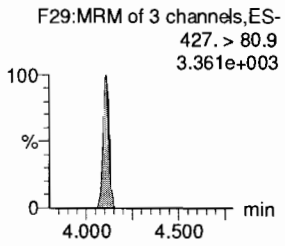


**L-PFOA**

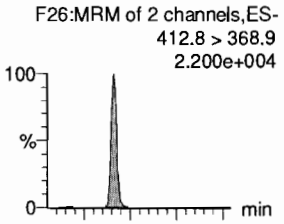


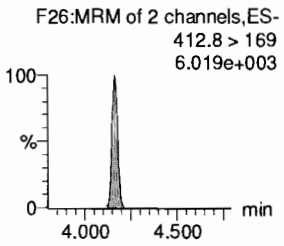


**PFEChS**

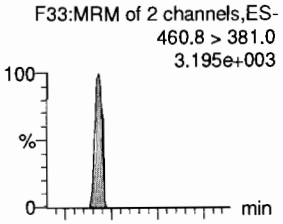


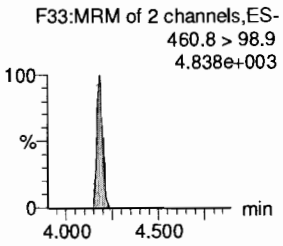


**PFHpS**

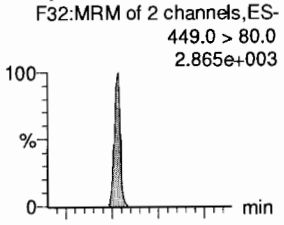


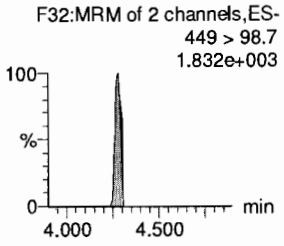


**7:3 FTCA**

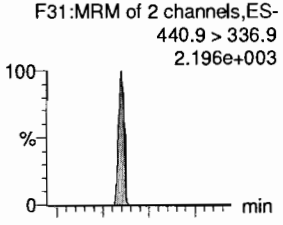


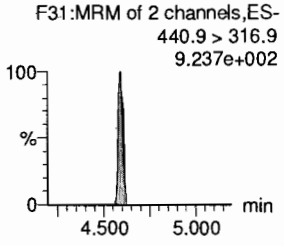


**13C3-PFHxS**

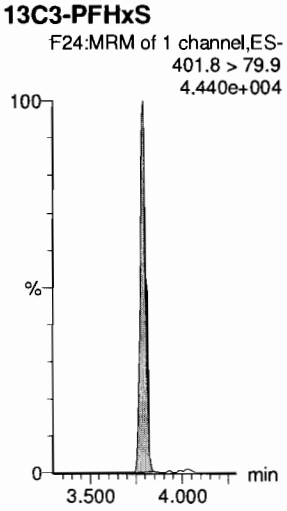


**13C2-6:2 FTS**

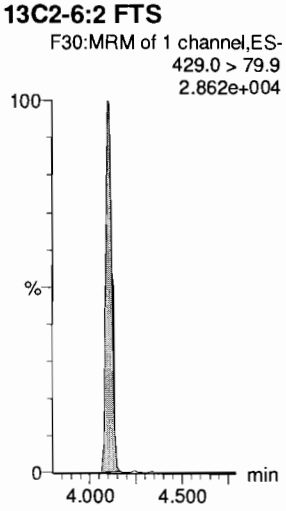


**13C2-PFOA**

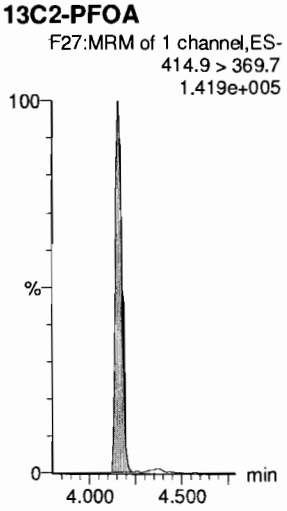


**13C2-PFOA**

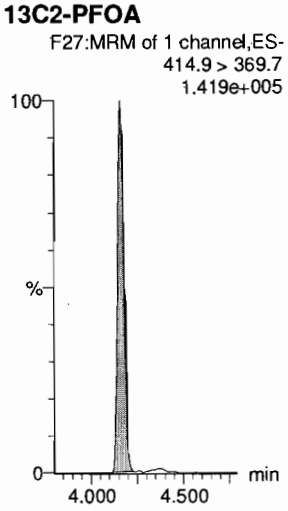


**13C8-PFOS**

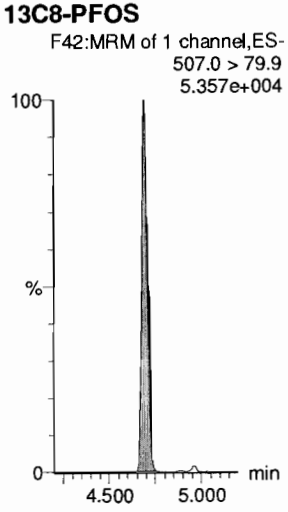


**13C5-PFNA**

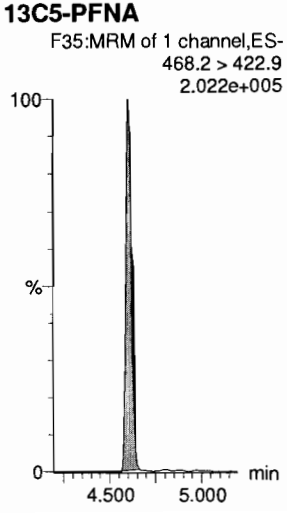

Dataset: F:\Projects\PFAS.PRO\Results\190807M4\190807M4-5.qld

Last Altered: Thursday, August 08, 2019 08:46:29 Pacific Daylight Time
Printed: Thursday, August 08, 2019 08:47:16 Pacific Daylight Time

**Name: 190807M4_5, Date: 07-Aug-2019, Time: 18:33:36, ID: ST190807M4-3 PFC CS0 19G2303, Description: PFC CS0 19G2303**

**PFNA**
F34:MRM of 2 channels,ES-
463.0 > 418.8
1.832e+004

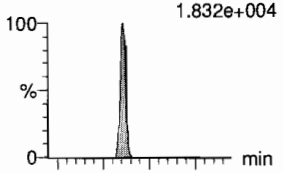


F34:MRM of 2 channels,ES-
463.0 > 219.0
4.629e+003

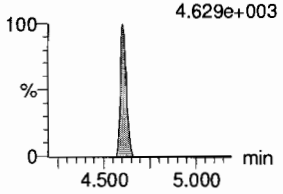


**PFOSA**
F37:MRM of 2 channels,ES-
497.9 > 77.9
6.614e+003

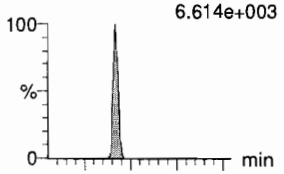


F37:MRM of 2 channels,ES-
497.9 > 168.9
2.166e+002

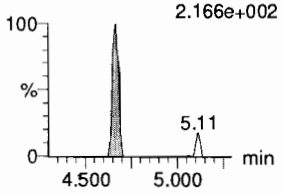


**L-PFOS**
F39:MRM of 2 channels,ES-
498.9 > 79.9
2.620e+003

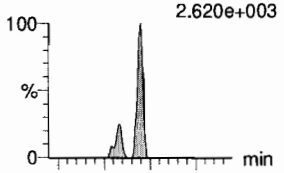


F39:MRM of 2 channels,ES-
498.9 > 99.0
1.350e+003

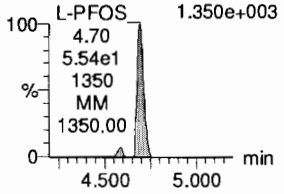


**9Cl-PF30NS**
F51:MRM of 2 channels,ES-
530.7 > 350.8
1.113e+004

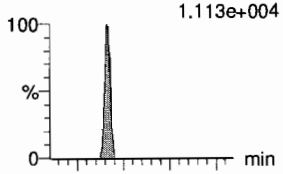


F51:MRM of 2 channels,ES-
530.7 > 82.8
1.169e+003

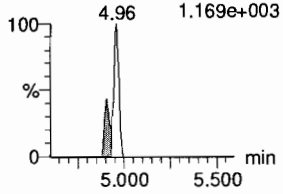


**PFDA**
F44:MRM of 2 channels,ES-
513 > 468.8
2.437e+004

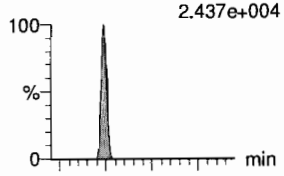


F44:MRM of 2 channels,ES-
513 > 219
1.799e+003

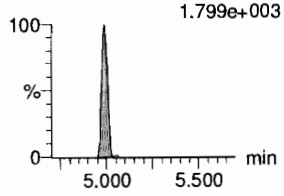


**8:2 FTS**
F49:MRM of 2 channels,ES-
527.0 > 506.9
4.987e+003

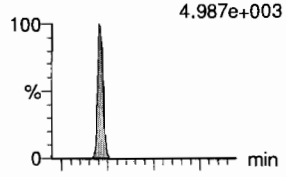


F49:MRM of 2 channels,ES-
527 > 80.9
2.320e+003

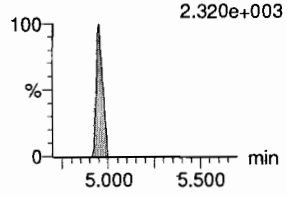


**13C5-PFNA**
F35:MRM of 1 channel,ES-
468.2 > 422.9
2.022e+005

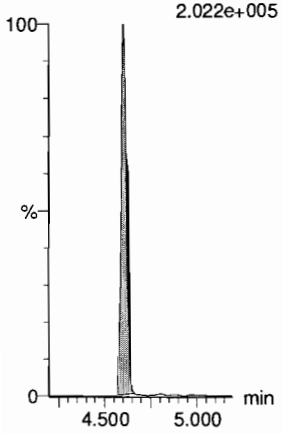


**13C8-PFOSA**
F41:MRM of 1 channel,ES-
506.1 > 77.7
8.399e+004

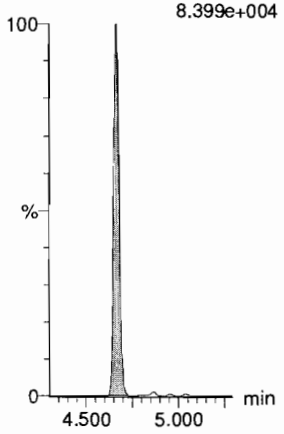


**13C8-PFOS**
F42:MRM of 1 channel,ES-
507.0 > 79.9
5.357e+004

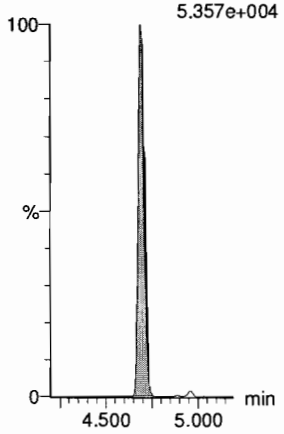


**13C8-PFOS**
F42:MRM of 1 channel,ES-
507.0 > 79.9
5.357e+004

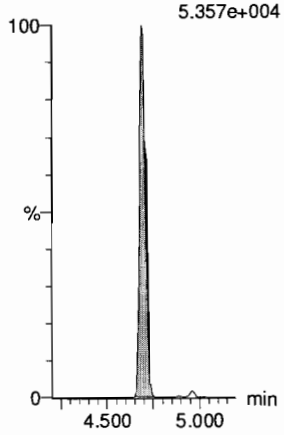


**13C2-PFDA**
F45:MRM of 1 channel,ES-
515.1 > 469.9
1.875e+005

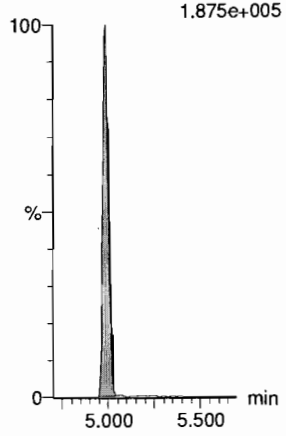


**13C2-8:2 FTS**
F50:MRM of 1 channel,ES-
529 > 79.9
3.216e+004

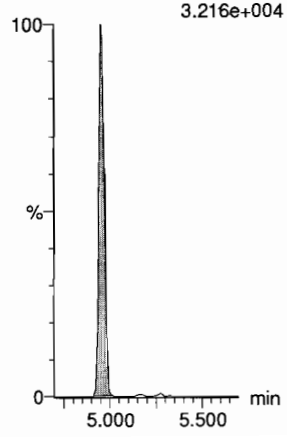

Dataset: F:\Projects\PFAS.PRO\Results\190807M4\190807M4-5.qld

Last Altered: Thursday, August 08, 2019 08:46:29 Pacific Daylight Time
Printed: Thursday, August 08, 2019 08:47:16 Pacific Daylight Time

**Name: 190807M4_5, Date: 07-Aug-2019, Time: 18:33:36, ID: ST190807M4-3 PFC CS0 19G2303, Description: PFC CS0 19G2303**

**PFNS**

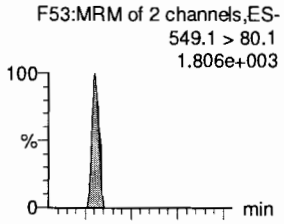


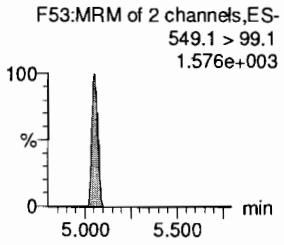


**L-MeFOSAA**

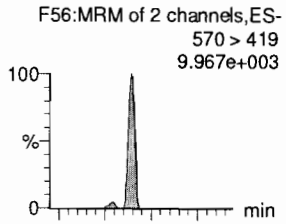


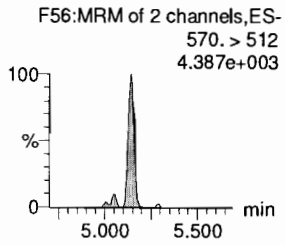


**L-EtFOSAA**

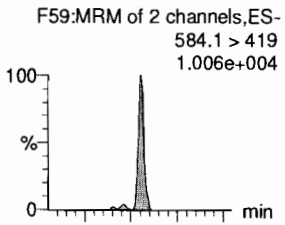


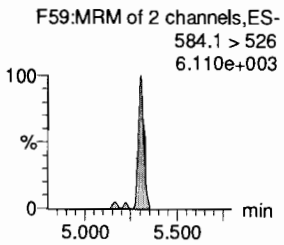


**PFUdA**

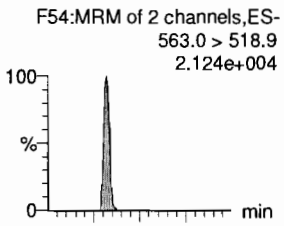


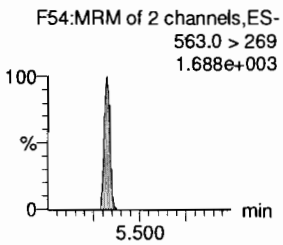


**PFDS**

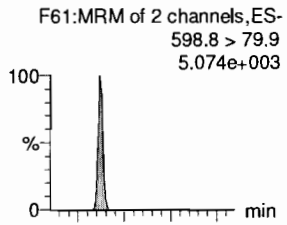


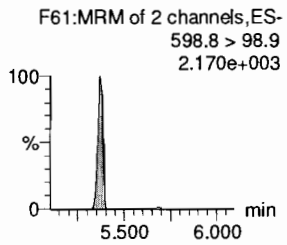


**11Cl-PF30UdS**

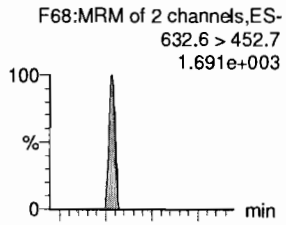


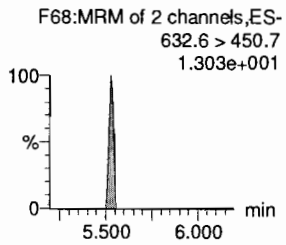


**13C8-PFOS**

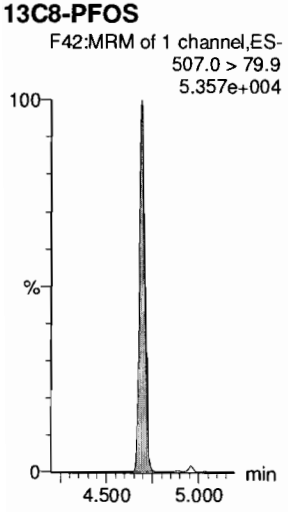


**d3-N-MeFOSAA**

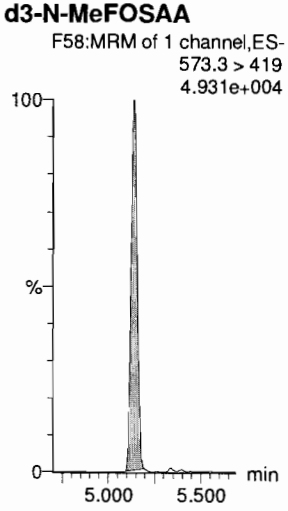


**d5-N-EtFOSAA**

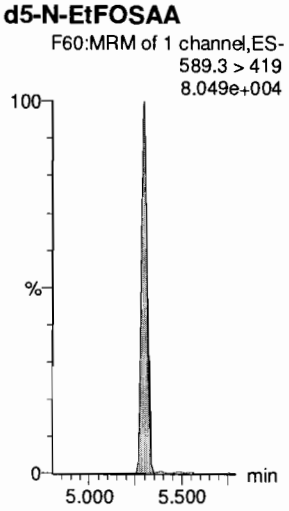


**13C2-PFUdA**

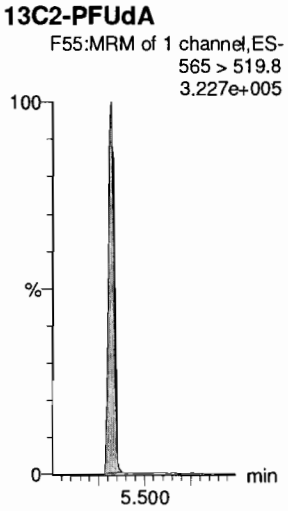


**13C2-8:2 FTS**

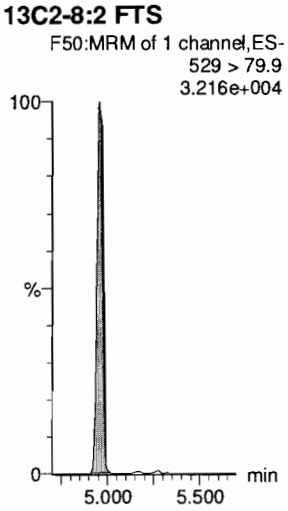


**13C2-PFDoA**

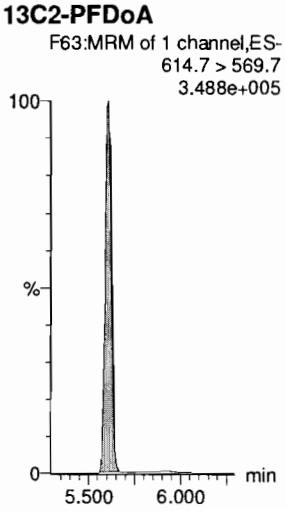

Dataset: F:\Projects\PFAS.PRO\Results\190807M4\190807M4-5.qld

Last Altered: Thursday, August 08, 2019 08:46:29 Pacific Daylight Time
Printed: Thursday, August 08, 2019 08:47:16 Pacific Daylight Time

**Name: 190807M4_5, Date: 07-Aug-2019, Time: 18:33:36, ID: ST190807M4-3 PFC CS0 19G2303, Description: PFC CS0 19G2303**

**10:2 FTS**
F66:MRM of 2 channels,ES-
627.0 > 606.9
7.894e+003

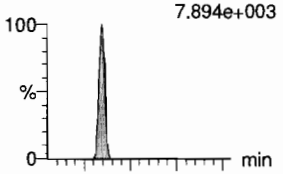

F66:MRM of 2 channels,ES-
627.0 > 80.9
3.486e+003

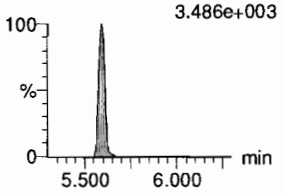

**PFDoA**
F62:MRM of 4 channels,ES-
612.9 > 569.0
2.677e+004

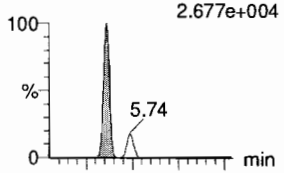


F62:MRM of 4 channels,ES-
612.9 > 318.8
4.320e+003

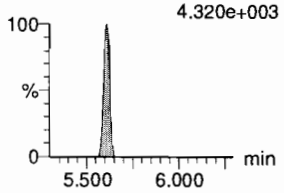

**N-MeFOSA**
F43:MRM of 2 channels,ES-
512.1 > 168.9
5.690e+003

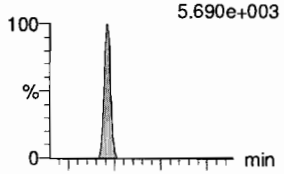

F43:MRM of 2 channels,ES-
512.1 > 219
3.149e+003

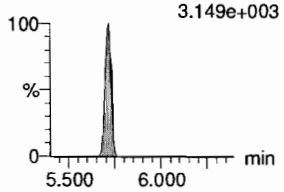

**PFTrDA**
F70:MRM of 2 channels,ES-
662.9 > 618.9
2.945e+004

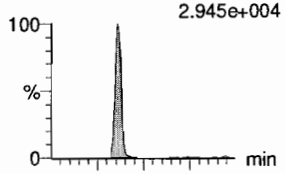

F70:MRM of 2 channels,ES-
662.9 > 319
2.150e+003

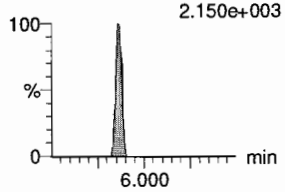

**PFDoS**
F71:MRM of 2 channels,ES-
698.8 > 79.9
4.698e+003

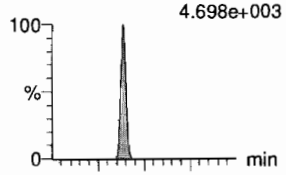

F71:MRM of 2 channels,ES-
698.8 > 98.9
1.708e+003

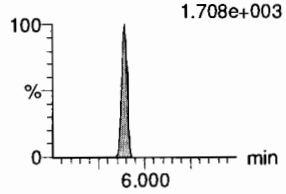

**PFTeDA**
F72:MRM of 2 channels,ES-
713.0 > 669.0
2.862e+004

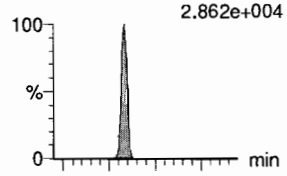

F72:MRM of 2 channels,ES-
713. > 369.0
1.943e+003

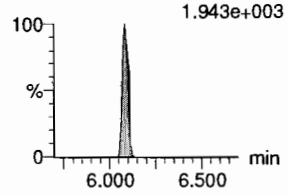

**13C2-PFDoA**
F63:MRM of 1 channel,ES-
614.7 > 569.7
3.488e+005

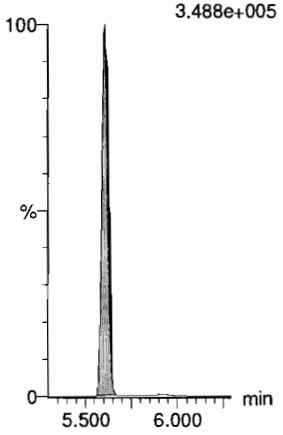

**13C2-PFDoA**
F63:MRM of 1 channel,ES-
614.7 > 569.7
3.488e+005

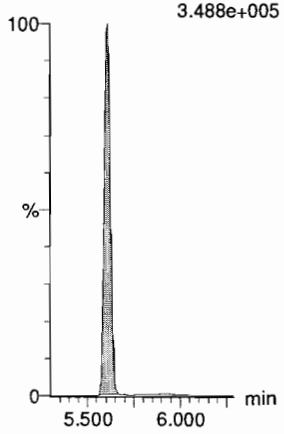

**d3-N-MeFOSA**
F46:MRM of 1 channel,ES-
515.2 > 168.9
1.604e+005

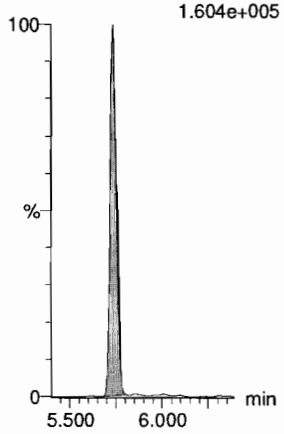

**13C2-PFDoA**
F63:MRM of 1 channel,ES-
614.7 > 569.7
3.488e+005

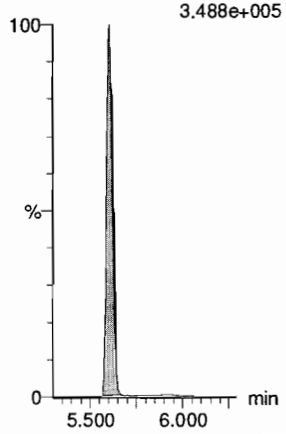

**13C2-PFTeDA**
F73:MRM of 2 channels,ES-
715.1 > 669.7
2.256e+005

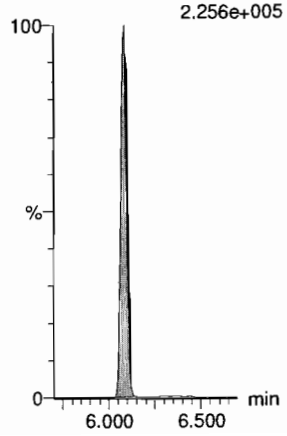

**13C2-PFTeDA**
F73:MRM of 2 channels,ES-
715.1 > 669.7
2.256e+005

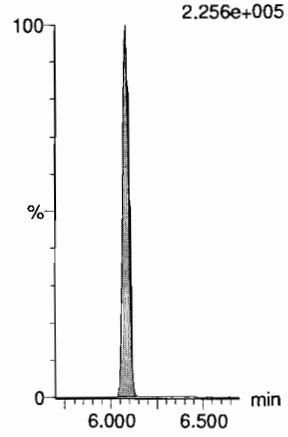

Dataset: F:\Projects\PFAS.PRO\Results\190807M4\190807M4-5.qld

Last Altered: Thursday, August 08, 2019 08:46:29 Pacific Daylight Time
Printed: Thursday, August 08, 2019 08:47:16 Pacific Daylight Time

**Name: 190807M4_5, Date: 07-Aug-2019, Time: 18:33:36, ID: ST190807M4-3 PFC CS0 19G2303, Description: PFC CS0 19G2303**

**N-EtFOSA**

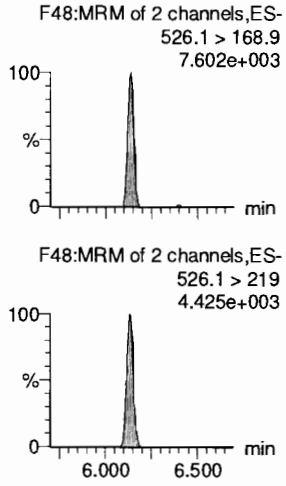


**PFHxDA**

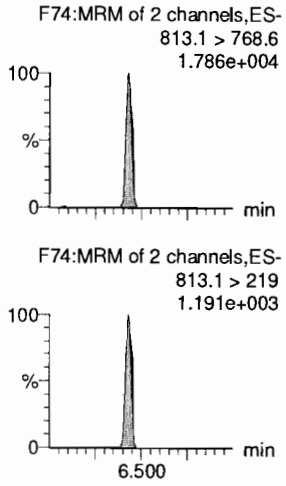


**PFODA**

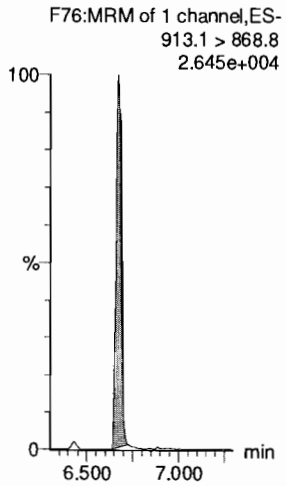


**N-MeFOSE**

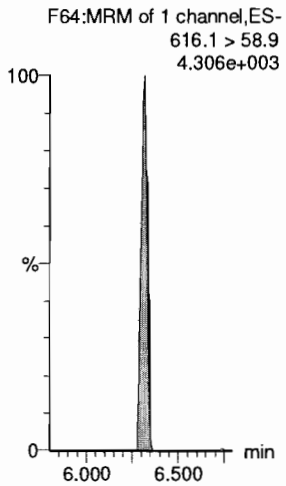


**N-EtFOSE**




**13C4-PFBA**

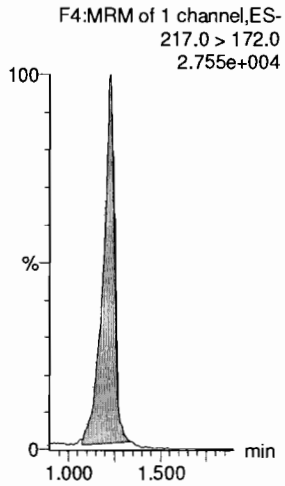


**d5-N-ETFOSA**

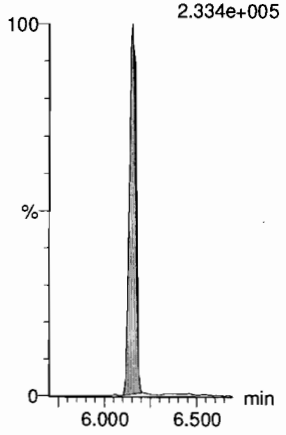


**13C2-PFHxDA**

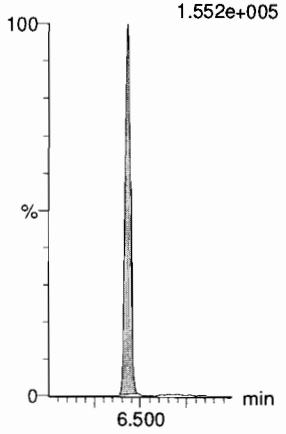


**13C2-PFHxDA**

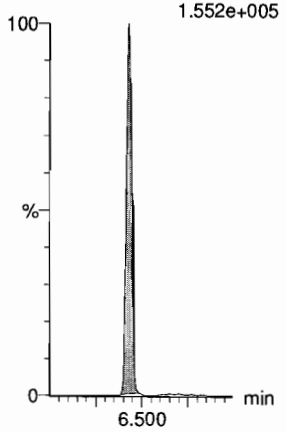


**d7-N-MeFOSE**

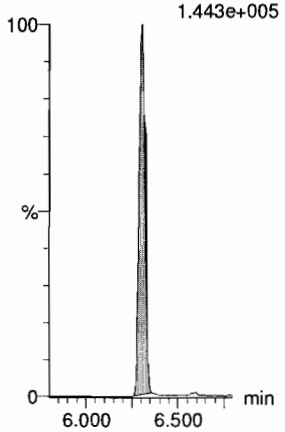


**d9-N-EtFOSE**

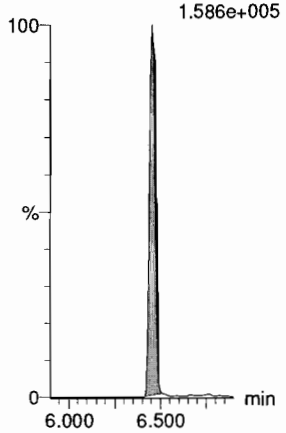


**13C5-PFHxA**

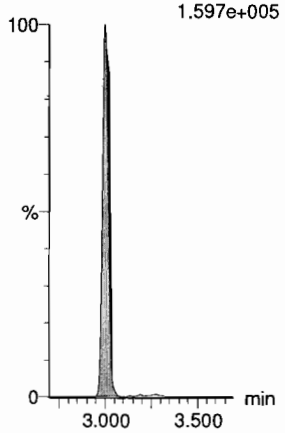

Dataset: F:\Projects\PFAS.PRO\Results\190807M4\190807M4-5.qld

Last Altered: Thursday, August 08, 2019 08:46:29 Pacific Daylight Time
Printed: Thursday, August 08, 2019 08:47:16 Pacific Daylight Time

**Name: 190807M4_5, Date: 07-Aug-2019, Time: 18:33:36, ID: ST190807M4-3 PFC CS0 19G2303, Description: PFC CS0 19G2303**

**13C8-PFOA**

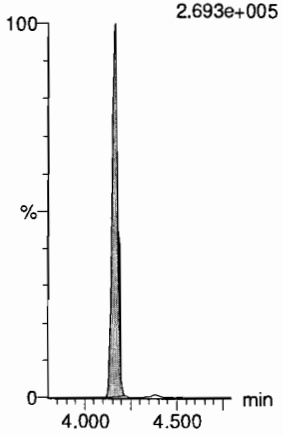


**18O2-PFHxS**

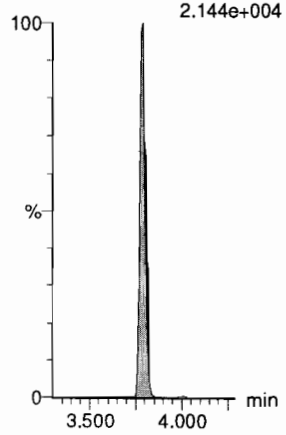


**13C9-PFNA**

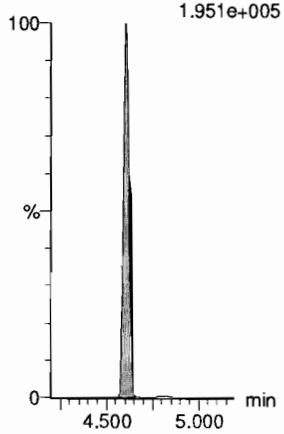


**13C4-PFOS**

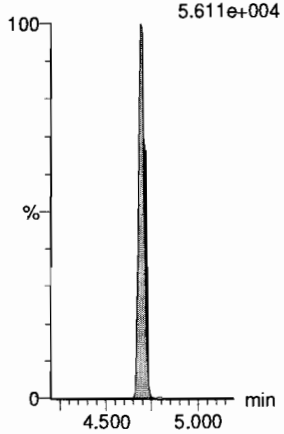


**13C6-PFDA**

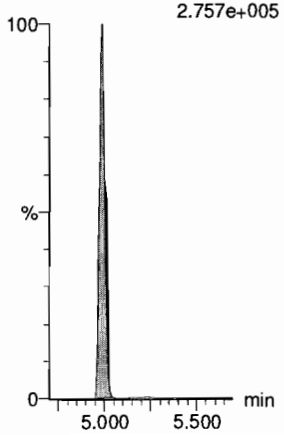


**13C7-PFUdA**

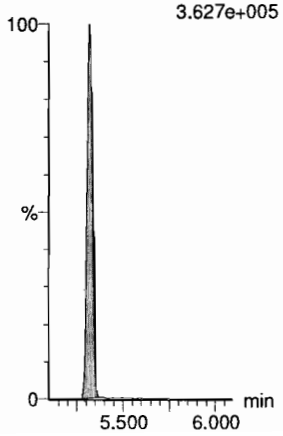

Vista Analytical Laboratory

Ⓐ 5:3 FTCA, ADONA, PFecHS > 130%.

Dataset: F:\Projects\PFAS.PRO\Results\190807M4\190807M4-44.qld

Last Altered: Thursday, August 08, 2019 08:51:59 Pacific Daylight Time
Printed: Thursday, August 08, 2019 08:53:19 Pacific Daylight Time

8 am 8/9/19

8/9/19

**Name: 190807M4_44, Date: 08-Aug-2019, Time: 01:26:52, ID: ST190807M4-12 PFC CS3 19G2306, Description: PFC CS3 19G2306**

| | # | Name | Trace | Area | IS Area | wt/vol | RT | Response | Conc. | %Rec | Recovery ... | Ion Ratio | Ratio Out? |
|---|---|---|---|---|---|---|---|---|---|---|---|---|---|
| 1 | 1 | PFBA | 213.0 > 168.8 | 1285.746 | 1432.876 | 1.00 | 1.23 | 11.216 | 9.4 | 93.8 | NO | | |
| 2 | 2 | PFPrS | 248.9 > 79.9 | 666.260 | 810.444 | 1.00 | 1.58 | 10.276 | 8.2 | 82.1 | NO | 2.623 | NO |
| 3 | 3 | 3:3 FTCA | 240.9 > 176.9 | 86.801 | 2432.503 | 1.00 | 2.06 | 0.446 | 12.6 | 125.8 | NO | 2.413 | NO |
| 4 | 4 | PFPeA | 263.1 > 218.9 | 1641.572 | 2432.503 | 1.00 | 2.21 | 8.436 | 9.7 | 96.6 | NO | | |
| 5 | 5 | PFBS | 299.0 > 79.7 | 1347.188 | 810.444 | 1.00 | 2.51 | 20.779 | 9.6 | 96.3 | NO | 2.641 | NO |
| 6 | 6 | 4:2 FTS | 327.0 > 306.9 | 2841.011 | 1359.980 | 1.00 | 2.92 | 26.113 | 11.9 | 118.9 | NO | 1.955 | NO |
| 7 | 47 | 13C3-PFBA | 216.1 > 171.8 | 1432.876 | 2026.492 | 1.00 | 1.23 | 8.838 | 12.3 | 98.2 | NO | | |
| 8 | 49 | 13C3-PFBS | 302.0 > 98.8 | 810.444 | 779.888 | 1.00 | 2.51 | 12.990 | 11.8 | 94.3 | NO | | |
| 9 | 48 | 13C3-PFPeA | 266.0 > 221.8 | 2432.503 | 6223.683 | 1.00 | 2.21 | 4.886 | 9.5 | 76.0 | NO | | |
| 10 | 48 | 13C3-PFPeA | 266.0 > 221.8 | 2432.503 | 6223.683 | 1.00 | 2.21 | 4.886 | 9.5 | 76.0 | NO | | |
| 11 | 49 | 13C3-PFBS | 302.0 > 98.8 | 810.444 | 779.888 | 1.00 | 2.51 | 12.990 | 11.8 | 94.3 | NO | | |
| 12 | 51 | 13C2-4:2 FTS | 329.0 >79.9 | 1359.980 | 779.888 | 1.00 | 2.92 | 21.798 | 12.0 | 95.7 | NO | | |
| 13 | -1 | | | | | | | | | | | | |
| 14 | 7 | PFHxA | 313.0 > 269.0 | 3712.366 | 2086.953 | 1.00 | 3.01 | 8.894 | 10.8 | 107.8 | NO | 13.248 | NO |
| 15 | 8 | PFPeS | 349.1>80.1 | 1149.919 | 810.444 | 1.00 | 3.22 | 17.736 | 10.8 | 108.4 | NO | 1.706 | NO |
| 16 | 9 | HFPO-DA | 285.1 > 168.9 | 178.688 | 190.099 | 1.00 | 3.22 | 4.700 | 10.6 | 106.1 | NO | 3.634 | NO |
| 17 | 10 | 5:3 FTCA | 340.9 > 236.9 | 619.655 | 2719.656 | 1.00 | 3.57 | 2.848 | 15.0 | 150.4Ⓐ | YES | 1.543 | NO |
| 18 | 11 | PFHpA | 363.0 > 318.9 | 2797.047 | 2719.656 | 1.00 | 3.64 | 12.856 | 10.4 | 103.7 | NO | 8.122 | NO |
| 19 | 12 | ADONA | 376.8 > 250.9 | 10362.806 | 2719.656 | 1.00 | 3.75 | 47.629 | 14.7 | 146.7Ⓐ | YES | 3.476 | NO |
| 20 | 52 | 13C2-PFHxA | 315.0 > 270.0 | 2086.953 | 6223.683 | 1.00 | 3.01 | 4.192 | 4.2 | 84.8 | NO | | |
| 21 | 49 | 13C3-PFBS | 302.0 > 98.8 | 810.444 | 779.888 | 1.00 | 2.51 | 12.990 | 11.8 | 94.3 | NO | | |
| 22 | 50 | 13C3-HFPO-DA | 287.0 > 168.9 | 190.099 | 6223.683 | 1.00 | 3.22 | 0.382 | 2.6 | 51.8 | NO | | |
| 23 | 53 | 13C4-PFHpA | 367.2 > 321.8 | 2719.656 | 6223.683 | 1.00 | 3.64 | 5.462 | 11.3 | 90.1 | NO | | |
| 24 | 53 | 13C4-PFHpA | 367.2 > 321.8 | 2719.656 | 6223.683 | 1.00 | 3.64 | 5.462 | 11.3 | 90.1 | NO | | |
| 25 | 53 | 13C4-PFHpA | 367.2 > 321.8 | 2719.656 | 6223.683 | 1.00 | 3.64 | 5.462 | 11.3 | 90.1 | NO | | |
| 26 | -1 | | | | | | | | | | | | |
| 27 | 13 | L-PFHxS | 398.9 > 79.6 | 1107.951 | 1692.533 | 1.00 | 3.79 | 8.183 | 9.6 | 96.3 | NO | 1.906 | NO |
| 28 | 15 | 6:2 FTS | 427.0 > 406.9 | 2562.694 | 1136.933 | 1.00 | 4.11 | 28.176 | 9.8 | 98.2 | NO | 2.265 | NO |
| 29 | 16 | L-PFOA | 412.8 > 368.9 | 7356.544 | 5673.554 | 1.00 | 4.16 | 16.208 | 11.8 | 117.6 | NO | 3.715 | NO |
| 30 | 18 | PFecHS | 460.8 > 381.0 | 1889.223 | 5673.554 | 1.00 | 4.18 | 4.162 | 19.4 | 193.9Ⓐ | YES | 0.839 | NO |
| 31 | 19 | PFHpS | 449.0 > 80.0 | 1305.776 | 2023.709 | 1.00 | 4.28 | 8.065 | 9.1 | 90.6 | NO | 1.935 | NO |
| 32 | 20 | 7:3 FTCA | 440.9 > 336.9 | 869.940 | 6814.112 | 1.00 | 4.59 | 1.596 | 11.8 | 117.9 | NO | 2.236 | NO |
| 33 | 54 | 13C3-PFHxS | 401.8 > 79.9 | 1692.533 | 779.888 | 1.00 | 3.79 | 27.128 | 12.3 | 98.2 | NO | | |
| 34 | 55 | 13C2-6:2 FTS | 429.0 >79.9 | 1136.933 | 1960.196 | 1.00 | 4.11 | 7.250 | 12.9 | 103.2 | NO | | |
| 35 | 58 | 13C2-PFOA | 414.9 > 369.7 | 5673.554 | 9545.708 | 1.00 | 4.16 | 7.429 | 10.4 | 83.3 | NO | | |
| 36 | 58 | 13C2-PFOA | 414.9 > 369.7 | 5673.554 | 9545.708 | 1.00 | 4.16 | 7.429 | 10.4 | 83.3 | NO | | |

CLH 8/8/19

Dataset: F:\Projects\PFAS.PRO\Results\190807M4\190807M4-44.qld

Last Altered: Thursday, August 08, 2019 08:51:59 Pacific Daylight Time
Printed: Thursday, August 08, 2019 08:53:19 Pacific Daylight Time

**Name: 190807M4_44, Date: 08-Aug-2019, Time: 01:26:52, ID: ST190807M4-12 PFC CS3 19G2306, Description: PFC CS3 19G2306**

| | # | Name | Trace | Area | IS Area | wt/vol | RT | Response | Conc. | %Rec | Recovery ... | Ion Ratio | Ratio Out? |
|---|---|---|---|---|---|---|---|---|---|---|---|---|---|
| 37 | 59 | 13C8-PFOS | 507.0 > 79.9 | 2023.709 | 1960.196 | 1.00 | 4.70 | 12.905 | 13.0 | 104.3 | NO | | |
| 38 | 56 | 13C5-PFNA | 468.2 > 422.9 | 6814.112 | 6890.108 | 1.00 | 4.61 | 12.362 | 12.2 | 97.6 | NO | | |
| 39 | -1 | | | | | | | | | | | | |
| 40 | 21 | PFNA | 463.0 > 418.8 | 6082.454 | 6814.112 | 1.00 | 4.61 | 11.158 | 9.8 | 98.2 | NO | 3.500 | NO |
| 41 | 22 | PFOSA | 497.9 > 77.9 | 2575.119 | 2755.042 | 1.00 | 4.67 | 11.684 | 11.1 | 111.1 | NO | 30.417 | NO |
| 42 | 23 | L-PFOS | 498.9 > 79.9 | 1679.640 | 2023.709 | 1.00 | 4.70 | 10.375 | 9.6 | 95.8 | NO | 1.940 | NO |
| 43 | 25 | 9Cl-PF30NS | 530.7 > 350.8 | 3832.825 | 2023.709 | 1.00 | 4.92 | 23.675 | 11.6 | 115.7 | NO | 19.587 | NO |
| 44 | 26 | PFDA | 513 > 468.8 | 8773.469 | 6925.191 | 1.00 | 4.99 | 15.836 | 12.1 | 121.5 | NO | 4.831 | NO |
| 45 | 27 | 8:2 FTS | 527.0 > 506.9 | 1930.664 | 1148.383 | 1.00 | 4.96 | 21.015 | 11.2 | 111.7 | NO | 1.283 | NO |
| 46 | 56 | 13C5-PFNA | 468.2 > 422.9 | 6814.112 | 6890.108 | 1.00 | 4.61 | 12.362 | 12.2 | 97.6 | NO | | |
| 47 | 57 | 13C8-PFOSA | 506.1 > 77.7 | 2755.042 | 12184.280 | 1.00 | 4.67 | 2.826 | 13.5 | 108.0 | NO | | |
| 48 | 59 | 13C8-PFOS | 507.0 > 79.9 | 2023.709 | 1960.196 | 1.00 | 4.70 | 12.905 | 13.0 | 104.3 | NO | | |
| 49 | 59 | 13C8-PFOS | 507.0 > 79.9 | 2023.709 | 1960.196 | 1.00 | 4.70 | 12.905 | 13.0 | 104.3 | NO | | |
| 50 | 60 | 13C2-PFDA | 515.1 > 469.9 | 6925.191 | 10785.433 | 1.00 | 4.99 | 8.026 | 10.3 | 82.1 | NO | | |
| 51 | 61 | 13C2-8:2 FTS | 529 > 79.9 | 1148.383 | 1960.196 | 1.00 | 4.96 | 7.323 | 12.9 | 102.9 | NO | | |
| 52 | -1 | | | | | | | | | | | | |
| 53 | 28 | PFNS | 549.1 > 80.1 | 1186.269 | 2023.709 | 1.00 | 5.06 | 7.327 | 9.6 | 96.2 | NO | 1.597 | NO |
| 54 | 29 | L-MeFOSAA | 570 > 419 | 4736.340 | 2047.459 | 1.00 | 5.14 | 28.916 | 11.3 | 113.2 | NO | 2.586 | NO |
| 55 | 31 | L-EtFOSAA | 584.1 > 419 | 3439.468 | 2899.898 | 1.00 | 5.31 | 14.826 | 10.6 | 106.1 | NO | 1.471 | NO |
| 56 | 33 | PFUdA | 563.0 > 518.9 | 7700.616 | 11451.708 | 1.00 | 5.32 | 8.406 | 9.9 | 99.4 | NO | 7.452 | NO |
| 57 | 34 | PFDS | 598.8 > 79.9 | 1680.157 | 1148.383 | 1.00 | 5.37 | 18.288 | 10.0 | 100.1 | NO | 1.992 | NO |
| 58 | 35 | 11Cl-PF30UdS | 632.6 > 452.7 | 697.379 | 12390.119 | 1.00 | 5.54 | 0.704 | 11.8 | 118.4 | NO | 3.618 | NO |
| 59 | 59 | 13C8-PFOS | 507.0 > 79.9 | 2023.709 | 1960.196 | 1.00 | 4.70 | 12.905 | 13.0 | 104.3 | NO | | |
| 60 | 62 | d3-N-MeFOSAA | 573.3 > 419 | 2047.459 | 12184.280 | 1.00 | 5.14 | 2.101 | 13.6 | 109.1 | NO | | |
| 61 | 64 | d5-N-EtFOSAA | 589.3 > 419 | 2899.898 | 12184.280 | 1.00 | 5.30 | 2.975 | 15.2 | 121.4 | NO | | |
| 62 | 63 | 13C2-PFUdA | 565 > 519.8 | 11451.708 | 12184.280 | 1.00 | 5.32 | 11.748 | 11.5 | 92.2 | NO | | |
| 63 | 61 | 13C2-8:2 FTS | 529 > 79.9 | 1148.383 | 1960.196 | 1.00 | 4.96 | 7.323 | 12.9 | 102.9 | NO | | |
| 64 | 65 | 13C2-PFDoA | 614.7 > 569.7 | 12390.119 | 10785.433 | 1.00 | 5.61 | 14.360 | 13.1 | 104.7 | NO | | |
| 65 | -1 | | | | | | | | | | | | |
| 66 | 36 | 10:2 FTS | 627.0 > 606.9 | 2207.694 | 1148.383 | 1.00 | 5.59 | 24.030 | 10.6 | 105.7 | NO | 1.546 | NO |
| 67 | 37 | PFDoA | 612.9 > 569.0 | 9900.585 | 12390.119 | 1.00 | 5.61 | 9.988 | 9.6 | 96.0 | NO | 7.878 | NO |
| 68 | 38 | N-MeFOSA | 512.1 > 168.9 | 2539.914 | 6827.535 | 1.00 | 5.71 | 55.802 | 53.2 | 106.3 | NO | 1.696 | NO |
| 69 | 39 | PFTrDA | 662.9 > 618.9 | 11674.260 | 12390.119 | 1.00 | 5.86 | 11.778 | 10.1 | 100.6 | NO | 16.688 | NO |
| 70 | 40 | PFDoS | 698.8 > 79.9 | 1475.206 | 8864.271 | 1.00 | 5.89 | 2.080 | 12.6 | 126.3 | NO | 1.747 | NO |
| 71 | 41 | PFTeDA | 713.0 > 669.0 | 10667.337 | 8864.271 | 1.00 | 6.08 | 15.043 | 11.0 | 109.6 | NO | 13.244 | NO |
| 72 | 65 | 13C2-PFDoA | 614.7 > 569.7 | 12390.119 | 10785.433 | 1.00 | 5.61 | 14.360 | 13.1 | 104.7 | NO | | |

Dataset: F:\Projects\PFAS.PRO\Results\190807M4\190807M4-44.qld

Last Altered: Thursday, August 08, 2019 08:51:59 Pacific Daylight Time
Printed: Thursday, August 08, 2019 08:53:19 Pacific Daylight Time

**Name: 190807M4_44, Date: 08-Aug-2019, Time: 01:26:52, ID: ST190807M4-12 PFC CS3 19G2306, Description: PFC CS3 19G2306**

| | # | Name | Trace | Area | IS Area | wt/vol | RT | Response | Conc. | %Rec | Recovery ... | Ion Ratio | Ratio Out? |
|---|---|---|---|---|---|---|---|---|---|---|---|---|---|
| 73 | 65 | 13C2-PFDoA | 614.7 > 569.7 | 12390.119 | 10785.433 | 1.00 | 5.61 | 14.360 | 13.1 | 104.7 | NO | | |
| 74 | 66 | d3-N-MeFOSA | 515.2 > 168.9 | 6827.535 | 12184.280 | 1.00 | 5.74 | 7.004 | 159.1 | 106.1 | NO | | |
| 75 | 65 | 13C2-PFDoA | 614.7 > 569.7 | 12390.119 | 10785.433 | 1.00 | 5.61 | 14.360 | 13.1 | 104.7 | NO | | |
| 76 | 67 | 13C2-PFTeDA | 715.1 > 669.7 | 8864.271 | 12184.280 | 1.00 | 6.08 | 9.094 | 13.3 | 106.3 | NO | | |
| 77 | 67 | 13C2-PFTeDA | 715.1 > 669.7 | 8864.271 | 12184.280 | 1.00 | 6.08 | 9.094 | 13.3 | 106.3 | NO | | |
| 78 | -1 | | | | | | | | | | | | |
| 79 | 42 | N-EtFOSA | 526.1 > 168.9 | 2649.424 | 9462.581 | 1.00 | 6.14 | 41.998 | 45.1 | 90.3 | NO | 1.694 | NO |
| 80 | 43 | PFHxDA | 813.1 > 768.6 | 6162.995 | 5368.071 | 1.00 | 6.43 | 5.740 | 10.2 | 101.7 | NO | 16.576 | NO |
| 81 | 44 | PFODA | 913.1 > 868.8 | 8540.558 | 5368.071 | 1.00 | 6.67 | 7.955 | 11.7 | 116.8 | NO | | |
| 82 | 45 | N-MeFOSE | 616.1 > 58.9 | 1911.972 | 5275.893 | 1.00 | 6.32 | 54.360 | 52.0 | 104.0 | NO | | |
| 83 | 46 | N-EtFOSE | 630.1 > 58.9 | 2228.956 | 5427.287 | 1.00 | 6.47 | 61.604 | 49.3 | 98.6 | NO | | |
| 84 | 72 | 13C4-PFBA | 217.0 > 172.0 | 2026.492 | 2026.492 | 1.00 | 1.23 | 12.500 | 12.5 | 100.0 | NO | | |
| 85 | 68 | d5-N-ETFOSA | 531.1 > 168.9 | 9462.581 | 12184.280 | 1.00 | 6.16 | 9.708 | 178.9 | 119.3 | NO | | |
| 86 | 69 | 13C2-PFHxDA | 815 > 769.7 | 5368.071 | 12184.280 | 1.00 | 6.43 | 5.507 | 5.9 | 118.6 | NO | | |
| 87 | 69 | 13C2-PFHxDA | 815 > 769.7 | 5368.071 | 12184.280 | 1.00 | 6.43 | 5.507 | 5.9 | 118.6 | NO | | |
| 88 | 70 | d7-N-MeFOSE | 623.1 > 58.9 | 5275.893 | 12184.280 | 1.00 | 6.31 | 5.413 | 155.1 | 103.4 | NO | | |
| 89 | 71 | d9-N-EtFOSE | 639.2 > 58.8 | 5427.287 | 12184.280 | 1.00 | 6.46 | 5.568 | 161.4 | 107.6 | NO | | |
| 90 | 73 | 13C5-PFHxA | 318.0 > 272.9 | 6223.683 | 6223.683 | 1.00 | 3.01 | 12.500 | 12.5 | 100.0 | NO | | |
| 91 | -1 | | | | | | | | | | | | |
| 92 | 75 | 13C8-PFOA | 420.9 > 376.0 | 9545.708 | 9545.708 | 1.00 | 4.16 | 12.500 | 12.5 | 100.0 | NO | | |
| 93 | 74 | 18O2-PFHxS | 403.0 > 102.6 | 779.888 | 779.888 | 1.00 | 3.79 | 12.500 | 12.5 | 100.0 | NO | | |
| 94 | 76 | 13C9-PFNA | 472.2 > 426.9 | 6890.108 | 6890.108 | 1.00 | 4.61 | 12.500 | 12.5 | 100.0 | NO | | |
| 95 | 77 | 13C4-PFOS | 503 > 79.9 | 1960.196 | 1960.196 | 1.00 | 4.70 | 12.500 | 12.5 | 100.0 | NO | | |
| 96 | 78 | 13C6-PFDA | 519.1 > 473.7 | 10785.433 | 10785.433 | 1.00 | 4.99 | 12.500 | 12.5 | 100.0 | NO | | |
| 97 | 79 | 13C7-PFUdA | 570.1 > 524.8 | 12184.280 | 12184.280 | 1.00 | 5.32 | 12.500 | 12.5 | 100.0 | NO | | |

Vista Analytical Laboratory

Dataset: Untitled

Last Altered: Thursday, August 08, 2019 11:39:26 Pacific Daylight Time
Printed: Thursday, August 08, 2019 11:39:37 Pacific Daylight Time

**Method: F:\Projects\PFAS.PRO\MethDB\PFAS_FULL_80C_080719.mdb 08 Aug 2019 08:37:00**
**Calibration: F:\Projects\PFAS.PRO\CurveDB\C18_VAL-PFAS_Q4_08-06-19.cdb 06 Aug 2019 14:25:35**

**Compound name: PFBA**

| | # | Name | ID | Acq.Date | Acq.Time |
|---|---|---|---|---|---|
| 1 | 1 | 190807M4_1 | IPA | 07-Aug-19 | 17:51:10 |
| 2 | 2 | 190807M4_2 | IPA | 07-Aug-19 | 18:01:46 |
| 3 | 3 | 190807M4_3 | ST190807M4-1 PFC CS-2 19G2301 | 07-Aug-19 | 18:12:24 |
| 4 | 4 | 190807M4_4 | ST190807M4-2 PFC CS-1 19G2302 | 07-Aug-19 | 18:23:00 |
| 5 | 5 | 190807M4_5 | ST190807M4-3 PFC CS0 19G2303 (A) | 07-Aug-19 | 18:33:36 |
| 6 | 6 | 190807M4_6 | ST190807M4-4 PFC CS1 19G2304 | 07-Aug-19 | 18:44:08 |
| 7 | 7 | 190807M4_7 | ST190807M4-5 PFC CS2 19G2305 | 07-Aug-19 | 18:54:47 |
| 8 | 8 | 190807M4_8 | ST190807M4-6 PFC CS3 19G2306 | 07-Aug-19 | 19:05:20 |
| 9 | 9 | 190807M4_9 | ST190807M4-7 PFC CS4 19G2307 | 07-Aug-19 | 19:15:59 |
| 10 | 10 | 190807M4_10 | ST190807M4-8 PFC CS5 19G2308 | 07-Aug-19 | 19:26:31 |
| 11 | 11 | 190807M4_11 | ST190807M4-9 PFC CS6 19G2309 | 07-Aug-19 | 19:37:10 |
| 12 | 12 | 190807M4_12 | ST190807M4-10 PFC CS7 19G2310 | 07-Aug-19 | 19:47:42 |
| 13 | 13 | 190807M4_13 | IB | 07-Aug-19 | 19:58:21 |
| 14 | 14 | 190807M4_14 | ICV190807M4-1 PFC ICV 19G2311 | 07-Aug-19 | 20:08:59 |
| 15 | 15 | 190807M4_15 | IPA | 07-Aug-19 | 20:19:32 |
| 16 | 16 | 190807M4_16 | B9G0278-BS1 OPR 1 | 07-Aug-19 | 20:30:10 |
| 17 | 17 | 190807M4_17 | B9G0278-BLK1 Method Blank 1 | 07-Aug-19 | 20:40:44 |
| 18 | 18 | 190807M4_18 | B9G0278-MS1 Matrix Spike 1.11 | 07-Aug-19 | 20:51:22 |
| 19 | 19 | 190807M4_19 | B9G0278-MSD1 Matrix Spike Dup 1.11 | 07-Aug-19 | 21:01:56 |
| 20 | 20 | 190807M4_20 | 1902194-01 DRUM-14 1.29 | 07-Aug-19 | 21:12:34 |
| 21 | 21 | 190807M4_21 | 1902194-02 DRUM-15 1.06 | 07-Aug-19 | 21:23:06 |
| 22 | 22 | 190807M4_22 | 1902194-03 DRUM-16 1.04 | 07-Aug-19 | 21:33:45 |
| 23 | 23 | 190807M4_23 | 1902194-04 DRUM-17 1.05 | 07-Aug-19 | 21:44:23 |
| 24 | 24 | 190807M4_24 | 1902194-05 DRUM-18 1.12 | 07-Aug-19 | 21:54:56 |
| 25 | 25 | 190807M4_25 | 1902194-06 DRUM-19 1.05 | 07-Aug-19 | 22:05:35 |
| 26 | 26 | 190807M4_26 | 1902194-07 DRUM-20 1.08 | 07-Aug-19 | 22:16:04 |
| 27 | 27 | 190807M4_27 | 1902194-08 DRUM-21 1.14 | 07-Aug-19 | 22:26:43 |
| 28 | 28 | 190807M4_28 | 1902194-09 DRUM-22 1.11 | 07-Aug-19 | 22:37:16 |
| 29 | 29 | 190807M4_29 | 1902194-10 DRUM-23 1.15 | 07-Aug-19 | 22:47:55 |
| 30 | 30 | 190807M4_30 | IPA | 07-Aug-19 | 22:58:28 |
| 31 | 31 | 190807M4_31 | ST190807M4-11 PFC CS3 19G2306 | 07-Aug-19 | 23:09:06 |
| 32 | 32 | 190807M4_32 | IPA | 07-Aug-19 | 23:19:39 |

(A) curve not used ICS0 fell into previous calibration. am 8/8/19

Dataset: Untitled

Last Altered: Thursday, August 08, 2019 11:39:26 Pacific Daylight Time
Printed: Thursday, August 08, 2019 11:39:37 Pacific Daylight Time

**Compound name: PFBA**

| | # Name | ID | Acq.Date | Acq.Time |
|---|---|---|---|---|
| 33 | 33 190807M4_33 | 1902194-11 DRUM-24 1.15 | 07-Aug-19 | 23:30:18 |
| 34 | 34 190807M4_34 | 1902194-12 DRUM-25 1.03 | 07-Aug-19 | 23:40:51 |
| 35 | 35 190807M4_35 | 1902194-13 DRUM-26 1.06 | 07-Aug-19 | 23:51:29 |
| 36 | 36 190807M4_36 | 1902194-14 DRUM-27 1.04 | 08-Aug-19 | 00:02:02 |
| 37 | 37 190807M4_37 | 1902194-15 DRUM-28 1.02 | 08-Aug-19 | 00:12:40 |
| 38 | 38 190807M4_38 | 1902194-16 DRUM-29 1.37 | 08-Aug-19 | 00:23:13 |
| 39 | 39 190807M4_39 | 1902194-17 DRUM-30 1.22 | 08-Aug-19 | 00:33:51 |
| 40 | 40 190807M4_40 | 1902194-18 DRUM-31 1.02 | 08-Aug-19 | 00:44:30 |
| 41 | 41 190807M4_41 | 1902194-19 DRUM-32 1.07 | 08-Aug-19 | 00:55:02 |
| 42 | 42 190807M4_42 | 1902194-20 DRUM-33 1.03 | 08-Aug-19 | 01:05:41 |
| 43 | 43 190807M4_43 | IPA | 08-Aug-19 | 01:16:19 |
| 44 | 44 190807M4_44 | ST190807M4-12 PFC CS3 19G2306 | 08-Aug-19 | 01:26:52 |
| 45 | 45 190807M4_45 | IPA | 08-Aug-19 | 01:37:30 |
| 46 | 46 190807M4_46 | B9G0264-BS1 OPR 1 | 08-Aug-19 | 01:48:02 |
| 47 | 47 190807M4_47 | B9H0005-BS1 OPR 1 | 08-Aug-19 | 01:58:40 |
| 48 | 48 190807M4_48 | B9H0005-BLK1 Method Blank 1 | 08-Aug-19 | 02:09:14 |
| 49 | 49 190807M4_49 | 1900655-01RE1 IA19-DU3-03042019-10-15-1 1.01 | 08-Aug-19 | 02:19:52 |
| 50 | 50 190807M4_50 | 1900655-02RE1 IA19-DU2-03042019-10-25-1 1.03 | 08-Aug-19 | 02:30:24 |
| 51 | 51 190807M4_51 | 1900655-03RE1 IA19-DU2-03042019-10-25-2 1 | 08-Aug-19 | 02:41:03 |
| 52 | 52 190807M4_52 | 1900655-04RE1 IA19-DU2-03042019-10-25-3 1 | 08-Aug-19 | 02:51:41 |
| 53 | 53 190807M4_53 | 1900655-05RE1 IA2-DU3-03042019-12-40-1 1.01 | 08-Aug-19 | 03:02:13 |
| 54 | 54 190807M4_54 | 1900655-06RE1 IA19-DU1-03042019-11-05-1 1.02 | 08-Aug-19 | 03:12:52 |
| 55 | 55 190807M4_55 | 1900716-03RE1 IA22-DU1-10042019-12-40-1 1.02 | 08-Aug-19 | 03:23:24 |
| 56 | 56 190807M4_56 | 1900716-04RE1 IA22-DU2-10042019-13-30-1 1 | 08-Aug-19 | 03:34:02 |
| 57 | 57 190807M4_57 | 1901614-01RE1 IA-1-DU7R-14062019-09-35-1 1.02 | 08-Aug-19 | 03:44:34 |
| 58 | 58 190807M4_58 | 1901614-02RE1 IA-1-DU1R-14062019-10-50-1 1.02 | 08-Aug-19 | 03:55:13 |
| 59 | 59 190807M4_59 | IPA | 08-Aug-19 | 04:05:51 |
| 60 | 60 190807M4_60 | ST190807M4-13 PFC CS3 19G2306 | 08-Aug-19 | 04:16:25 |
| 61 | 61 190807M4_61 | IPA | 08-Aug-19 | 04:27:04 |
| 62 | 62 190807M4_62 | 1901614-03RE1 IA-1-DU3R-14062019-12-15-1 1.01 | 08-Aug-19 | 04:37:42 |
| 63 | 63 190807M4_63 | 1901614-04RE1 IA-1-DU3R-14062019-12-15-2 1.01 | 08-Aug-19 | 04:48:14 |
| 64 | 64 190807M4_64 | 1901614-05RE1 IA-1-DU3R-14062019-12-15-3 1.02 | 08-Aug-19 | 04:58:53 |
| 65 | 65 190807M4_65 | 1901614-06RE1 IA-1-DU4R-14062019-13-35-1 1.02 | 08-Aug-19 | 05:09:31 |
| 66 | 66 190807M4_66 | 1901614-09RE1 IA-1-DU5R-14062019-15-10-1 1 | 08-Aug-19 | 05:20:04 |
| 67 | 67 190807M4_67 | B9H0013-BS1 OPR 0.125 | 08-Aug-19 | 05:30:43 |
| 68 | 68 190807M4_68 | B9H0013-BLK1 Method Blank 0.125 | 08-Aug-19 | 05:41:16 |

Vista Analytical Laboratory

Dataset: Untitled

Last Altered: Thursday, August 08, 2019 11:39:26 Pacific Daylight Time
Printed: Thursday, August 08, 2019 11:39:37 Pacific Daylight Time

**Compound name: PFBA**

| | # Name | ID | Acq.Date | Acq.Time |
|---|---|---|---|---|
| 69 | 69 190807M4_69 | 1902387-03 AQA 19-11 S3 0.125 | 08-Aug-19 | 05:51:54 |
| 70 | 70 190807M4_70 | 1902387-04 AQA 19-11 S4 0.125 | 08-Aug-19 | 06:02:27 |
| 71 | 71 190807M4_71 | B9G0234-BS1 OPR 1 | 08-Aug-19 | 06:13:06 |
| 72 | 72 190807M4_72 | B9G0234-BLK1 Method Blank 1 | 08-Aug-19 | 06:23:39 |
| 73 | 73 190807M4_73 | 1902196-01 SB00021907151455KE 1.11 | 08-Aug-19 | 06:34:18 |
| 74 | 74 190807M4_74 | 1902196-02 SB02041907151500KE 1.02 | 08-Aug-19 | 06:44:50 |
| 75 | 75 190807M4_75 | 1902196-03 SB04061907151550JB 1.05 | 08-Aug-19 | 06:55:29 |
| 76 | 76 190807M4_76 | IPA | 08-Aug-19 | 07:06:07 |
| 77 | 77 190807M4_77 | ST190807M4-14 PFC CS3 19G2306 | 08-Aug-19 | 07:16:40 |
| 78 | 78 190807M4_78 | IPA | 08-Aug-19 | 07:27:18 |
| 79 | 79 190807M4_79 | 1902196-04 SB06081907151555KE 1.27 | 08-Aug-19 | 07:37:52 |
| 80 | 80 190807M4_80 | 1902196-05 SB08101907151600KE 1.05 | 08-Aug-19 | 07:48:31 |
| 81 | 81 190807M4_81 | 1902196-06 SB10121907151605KE 1.06 | 08-Aug-19 | 07:59:09 |
| 82 | 82 190807M4_82 | 1902196-07 SB12141907151610KE 1.03 | 08-Aug-19 | 08:09:41 |
| 83 | 83 190807M4_83 | 1902196-08 SB14161907151650KE 1.18 | 08-Aug-19 | 08:21:08 |
| 84 | 84 190807M4_84 | 1902196-09 SB16181907151652KE 1.19 | 08-Aug-19 | 08:31:41 |
| 85 | 85 190807M4_85 | 1902196-10 SB18201907151654KE 1.14 | 08-Aug-19 | 08:42:19 |
| 86 | 86 190807M4_86 | 1902196-11 SB20221907151725KE 1.15 | 08-Aug-19 | 08:52:53 |
| 87 | 87 190807M4_87 | 1902196-12 SB22241907151730KE 1.17 | 08-Aug-19 | 09:03:49 |
| 88 | 88 190807M4_88 | 1902196-13 SB24261907151735KE 1.16 | 08-Aug-19 | 09:14:26 |
| 89 | 89 190807M4_89 | IPA | 08-Aug-19 | 09:25:04 |
| 90 | 90 190807M4_90 | ST190807M4-15 PFC CS3 19G2306 | 08-Aug-19 | 09:35:37 |
| 91 | 91 190807M4_91 | IPA | 08-Aug-19 | 09:48:12 |
| 92 | 92 190807M4_92 | 1902196-14 SB25301907160925JB 1.17 | 08-Aug-19 | 09:58:47 |
| 93 | 93 190807M4_93 | 1902196-15 SB30351907160915JB 1.06 | 08-Aug-19 | 10:09:26 |
| 94 | 94 190807M4_94 | 1902196-16 SB38401907161025JB 1.23 | 08-Aug-19 | 10:19:59 |
| 95 | 95 190807M4_95 | 1902196-17 SB40421907161040JB 1.22 | 08-Aug-19 | 10:30:38 |
| 96 | 96 190807M4_96 | IPA | 08-Aug-19 | 10:41:10 |
| 97 | 97 190807M4_97 | ST190807M4-16 PFC CS3 19G2306 | 08-Aug-19 | 10:51:48 |
| 98 | 98 190807M4_98 | IPA | 08-Aug-19 | 11:02:21 |

Dataset: F:\Projects\PFAS.PRO\Results\190807M4\190807M4-44.qld

Last Altered: Thursday, August 08, 2019 08:51:59 Pacific Daylight Time
Printed: Thursday, August 08, 2019 08:53:19 Pacific Daylight Time

**Method: F:\Projects\PFAS.PRO\MethDB\PFAS_FULL_80C_080719.mdb 08 Aug 2019 08:37:00**
**Calibration: F:\Projects\PFAS.PRO\CurveDB\C18_VAL-PFAS_Q4_08-06-19.cdb 06 Aug 2019 14:25:35**

**Name: 190807M4_44, Date: 08-Aug-2019, Time: 01:26:52, ID: ST190807M4-12 PFC CS3 19G2306, Description: PFC CS3 19G2306**

**PFBA**
F2:MRM of 1 channel,ES-
213.0 > 168.8
2.015e+004




**PFPrS**
F6:MRM of 2 channels,ES-
248.9 > 79.9
1.087e+004
PFPrS
1.58
6.66e2
10725
MM
223.52

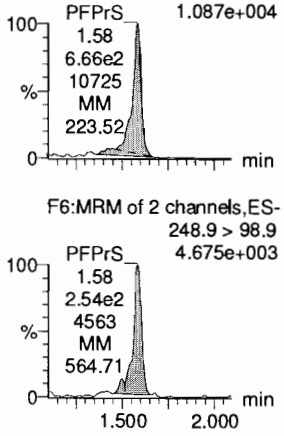


F6:MRM of 2 channels,ES-
248.9 > 98.9
4.675e+003
PFPrS
1.58
2.54e2
4563
MM
564.71




**3:3 FTCA**
F5:MRM of 2 channels,ES-
240.9 > 176.9
1.540e+003

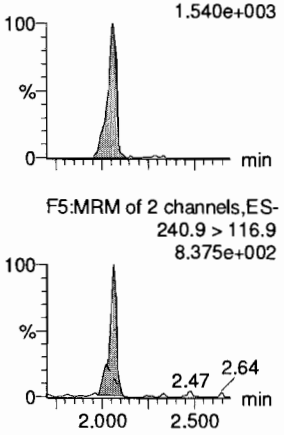


F5:MRM of 2 channels,ES-
240.9 > 116.9
8.375e+002




**PFPeA**
F7:MRM of 1 channel,ES-
263.1 > 218.9
3.123e+004

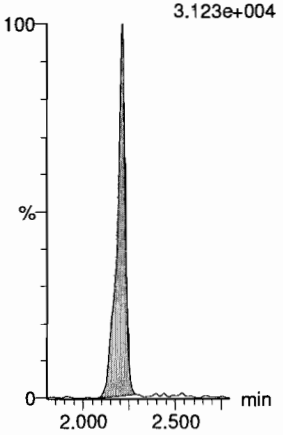


**PFBS**
F11:MRM of 2 channels,ES-
299.0 > 79.7
2.444e+004

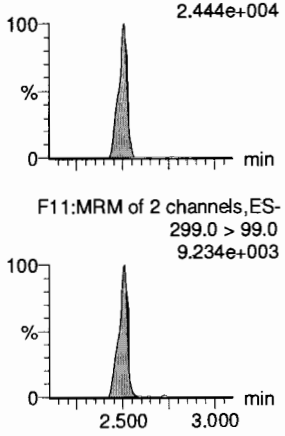


F11:MRM of 2 channels,ES-
299.0 > 99.0
9.234e+003




**4:2 FTS**
F16:MRM of 2 channels,ES-
327.0 > 306.9
7.714e+004

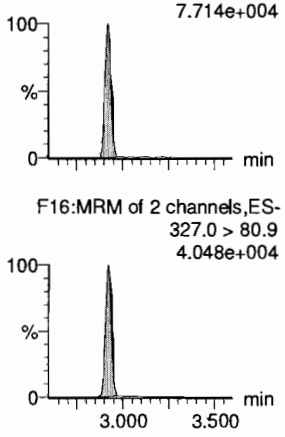


F16:MRM of 2 channels,ES-
327.0 > 80.9
4.048e+004




**13C3-PFBA**
F3:MRM of 1 channel,ES-
216.1 > 171.8
2.246e+004

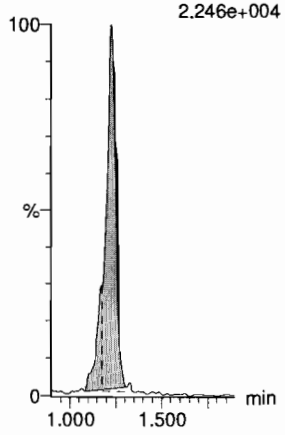


**13C3-PFBS**
F12:MRM of 1 channel,ES-
302.0 > 98.8
1.529e+004

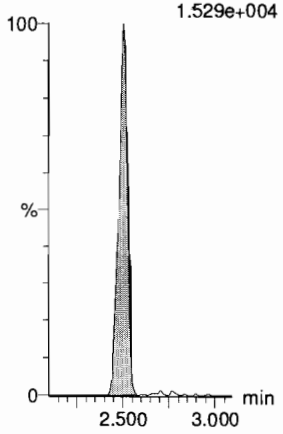


**13C3-PFPeA**
F8:MRM of 1 channel,ES-
266.0 > 221.8
4.262e+004

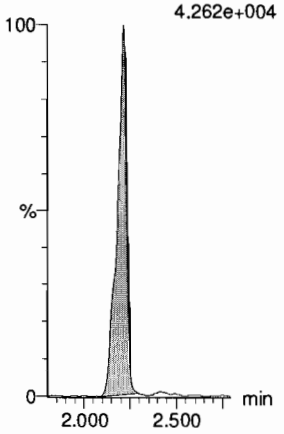


**13C3-PFPeA**
F8:MRM of 1 channel,ES-
266.0 > 221.8
4.262e+004

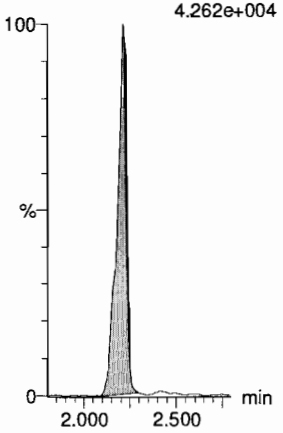


**13C3-PFBS**
F12:MRM of 1 channel,ES-
302.0 > 98.8
1.529e+004

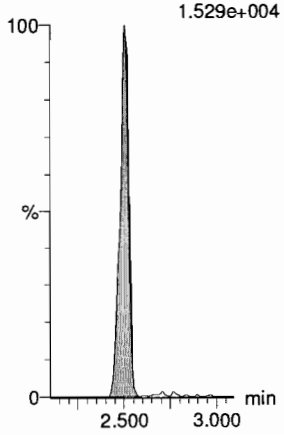


**13C2-4:2 FTS**
F17:MRM of 2 channels,ES-
329.0 > 79.9
3.740e+004

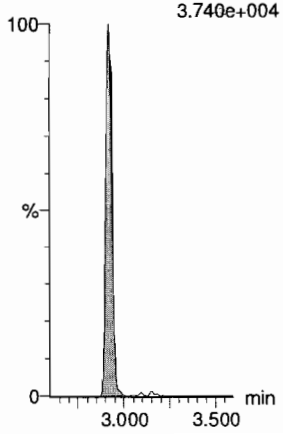

Dataset: F:\Projects\PFAS.PRO\Results\190807M4\190807M4-44.qld

Last Altered: Thursday, August 08, 2019 08:51:59 Pacific Daylight Time
Printed: Thursday, August 08, 2019 08:53:19 Pacific Daylight Time

**Name: 190807M4_44, Date: 08-Aug-2019, Time: 01:26:52, ID: ST190807M4-12 PFC CS3 19G2306, Description: PFC CS3 19G2306**

**PFHxA**

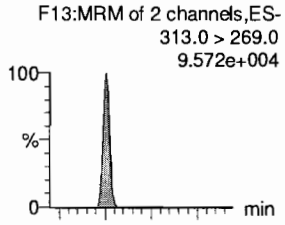


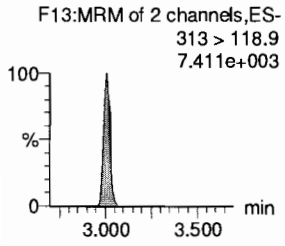


**PFPeS**

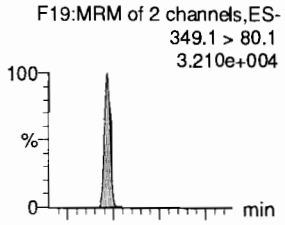


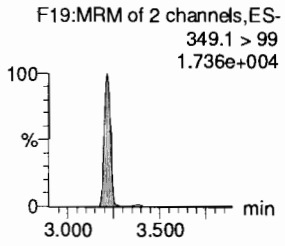


**HFPO-DA**

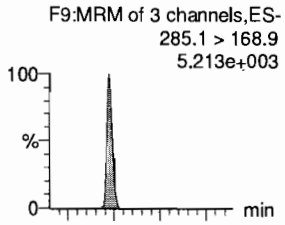


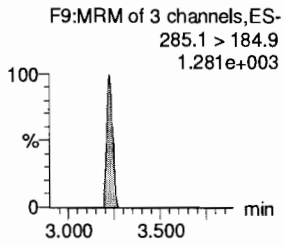


**5:3 FTCA**

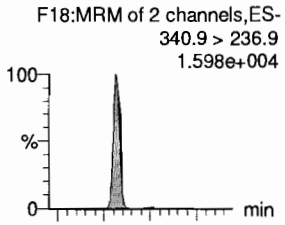


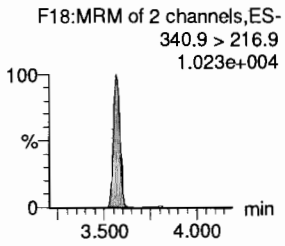


**PFHpA**

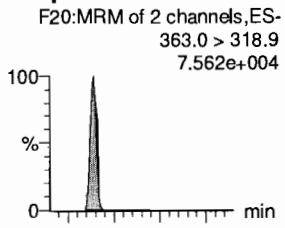


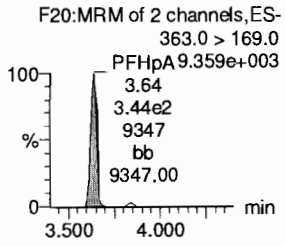


**ADONA**

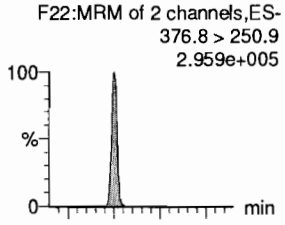


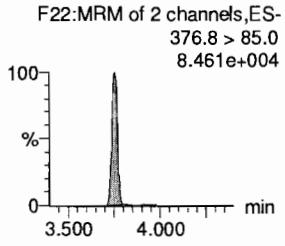


**13C2-PFHxA**




**13C3-PFBS**

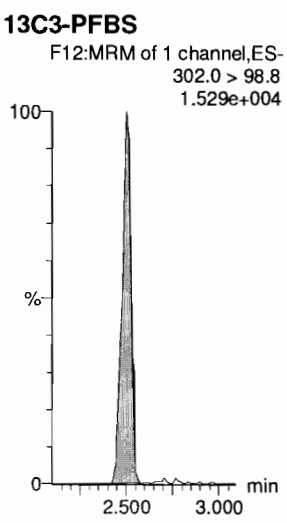


**13C3-HFPO-DA**




**13C4-PFHpA**

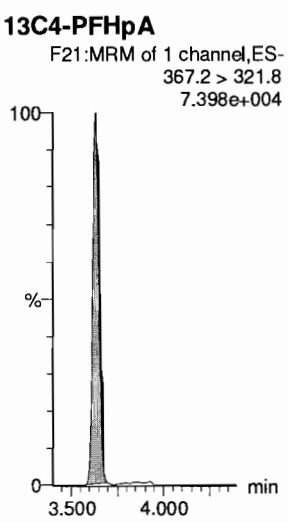


**13C4-PFHpA**

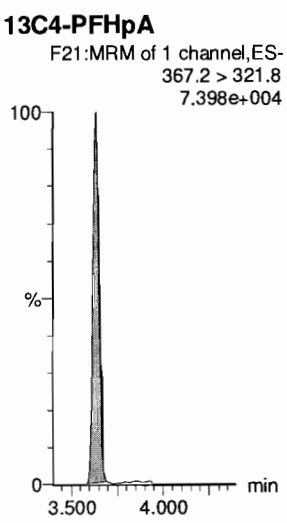


**13C4-PFHpA**

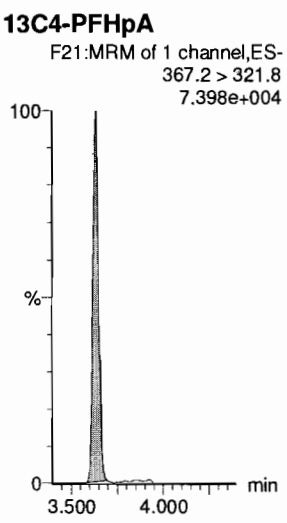

Dataset: F:\Projects\PFAS.PRO\Results\190807M4\190807M4-44.qld

Last Altered: Thursday, August 08, 2019 08:51:59 Pacific Daylight Time
Printed: Thursday, August 08, 2019 08:53:19 Pacific Daylight Time

**Name: 190807M4_44, Date: 08-Aug-2019, Time: 01:26:52, ID: ST190807M4-12 PFC CS3 19G2306, Description: PFC CS3 19G2306**

**L-PFHxS**
F23:MRM of 2 channels,ES-
398.9 > 79.6
2.574e+004

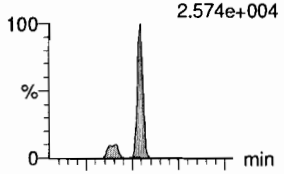


F23:MRM of 2 channels,ES-
398.9 > 99.0
1.317e+004

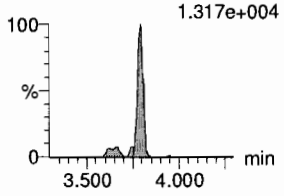


**6:2 FTS**
F29:MRM of 3 channels,ES-
427.0 > 406.9
7.254e+004

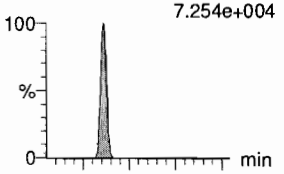


F29:MRM of 3 channels,ES-
427. > 80.9
3.130e+004

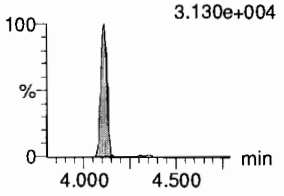


**L-PFOA**
F26:MRM of 2 channels,ES-
412.8 > 368.9
2.162e+005

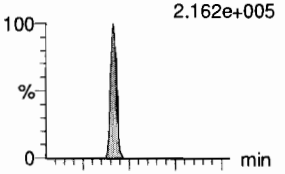


F26:MRM of 2 channels,ES-
412.8 > 169
5.403e+004

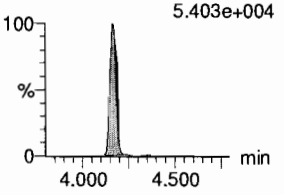


**PFEChS**
F33:MRM of 2 channels,ES-
460.8 > 381.0
4.284e+004

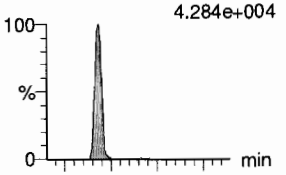


F33:MRM of 2 channels,ES-
460.8 > 98.9
5.752e+004

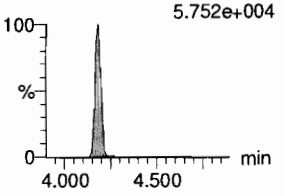


**PFHpS**
F32:MRM of 2 channels,ES-
449.0 > 80.0
3.818e+004

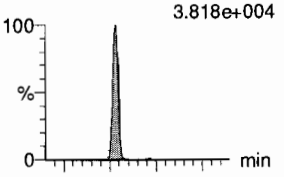


F32:MRM of 2 channels,ES-
449 > 98.7
1.898e+004

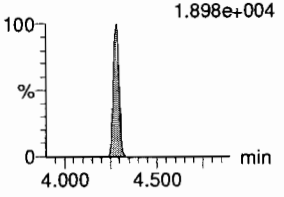


**7:3 FTCA**
F31:MRM of 2 channels,ES-
440.9 > 336.9
2.424e+004

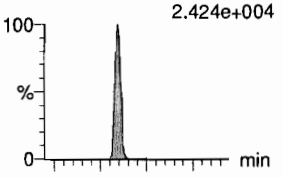


F31:MRM of 2 channels,ES-
440.9 > 316.9
1.069e+004

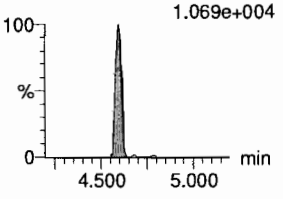


**13C3-PFHxS**
F24:MRM of 1 channel,ES-
401.8 > 79.9
4.709e+004

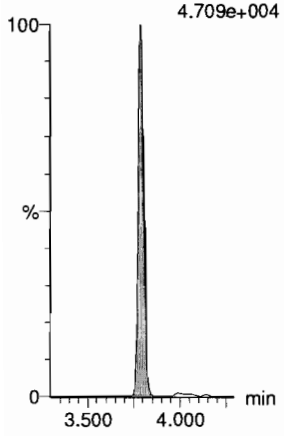


**13C2-6:2 FTS**
F30:MRM of 1 channel,ES-
429.0 > 79.9
3.171e+004

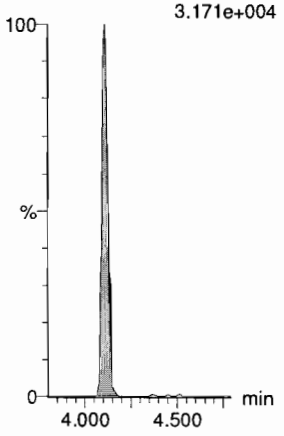


**13C2-PFOA**
F27:MRM of 1 channel,ES-
414.9 > 369.7
1.591e+005

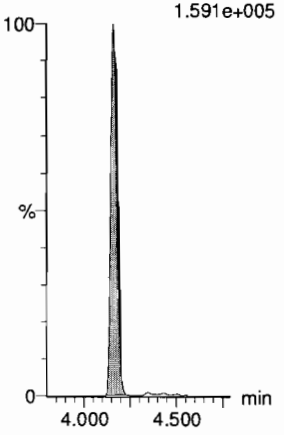


**13C2-PFOA**
F27:MRM of 1 channel,ES-
414.9 > 369.7
1.591e+005

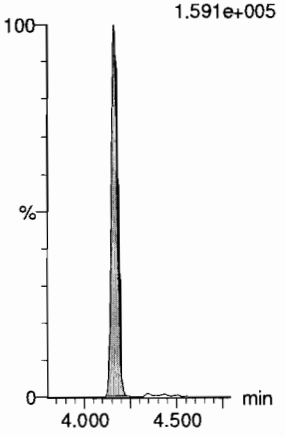


**13C8-PFOS**
F42:MRM of 1 channel,ES-
507.0 > 79.9
6.015e+004

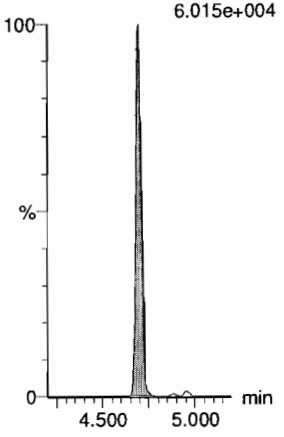


**13C5-PFNA**
F35:MRM of 1 channel,ES-
468.2 > 422.9
1.941e+005

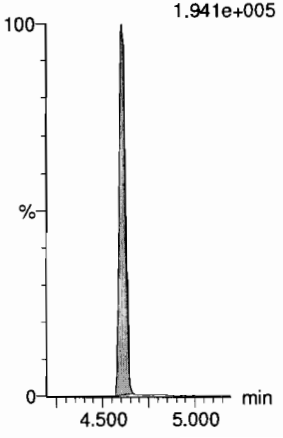

Dataset: F:\Projects\PFAS.PRO\Results\190807M4\190807M4-44.qld

Last Altered: Thursday, August 08, 2019 08:51:59 Pacific Daylight Time
Printed: Thursday, August 08, 2019 08:53:19 Pacific Daylight Time

**Name: 190807M4_44, Date: 08-Aug-2019, Time: 01:26:52, ID: ST190807M4-12 PFC CS3 19G2306, Description: PFC CS3 19G2306**

**PFNA**

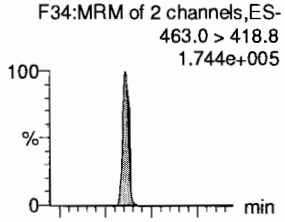


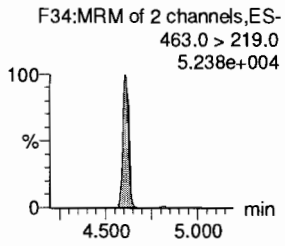


**PFOSA**

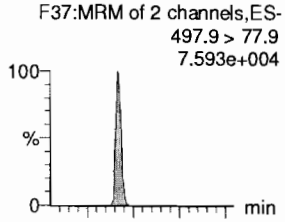


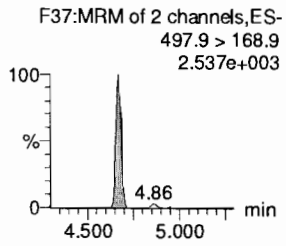


**L-PFOS**

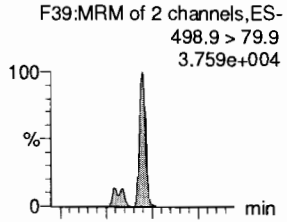


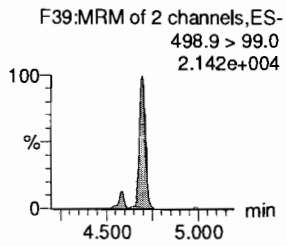


**9Cl-PF30NS**

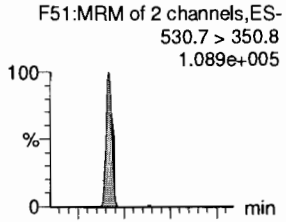


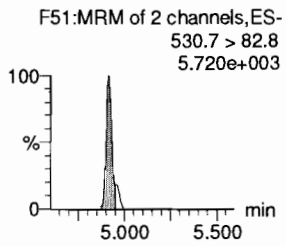


**PFDA**

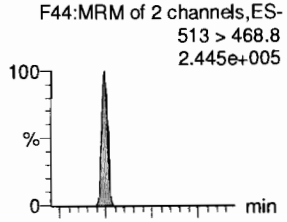


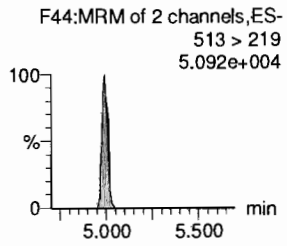


**8:2 FTS**

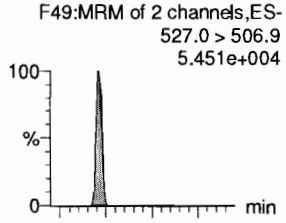


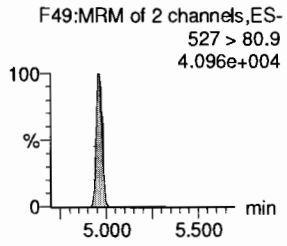


**13C5-PFNA**

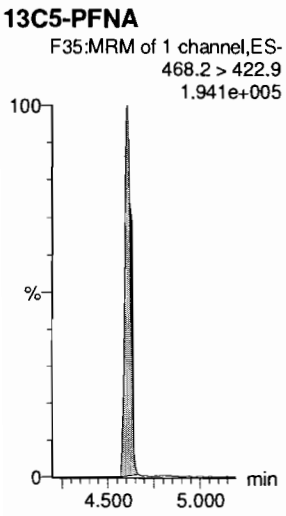


**13C8-PFOSA**

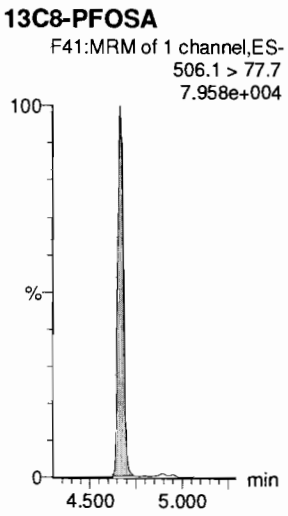


**13C8-PFOS**

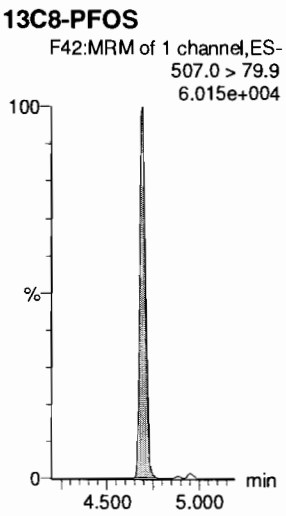


**13C8-PFOS**

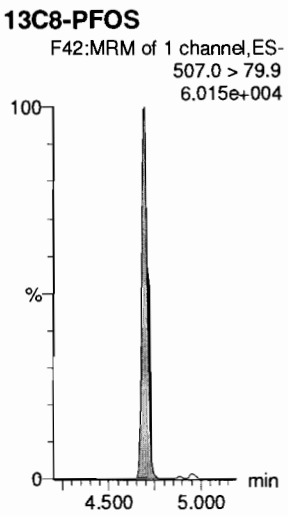


**13C2-PFDA**

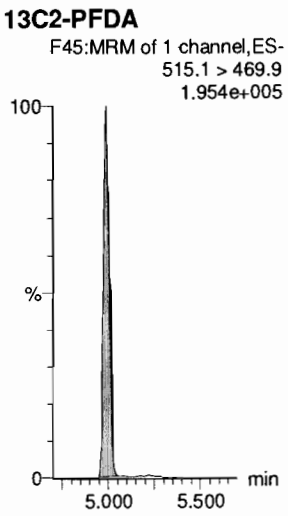


**13C2-8:2 FTS**

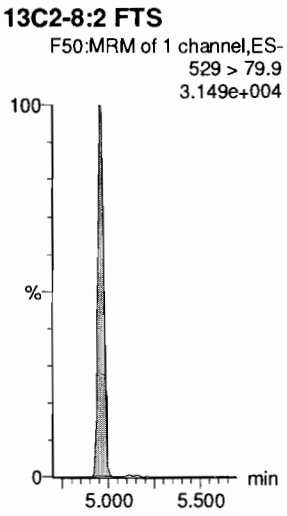

Dataset: F:\Projects\PFAS.PRO\Results\190807M4\190807M4-44.qld

Last Altered: Thursday, August 08, 2019 08:51:59 Pacific Daylight Time
Printed: Thursday, August 08, 2019 08:53:19 Pacific Daylight Time

**Name: 190807M4_44, Date: 08-Aug-2019, Time: 01:26:52, ID: ST190807M4-12 PFC CS3 19G2306, Description: PFC CS3 19G2306**

**PFNS**

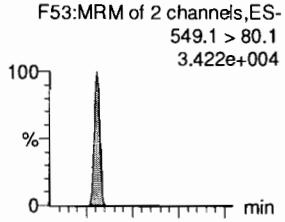


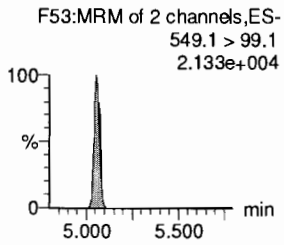


**L-MeFOSAA**

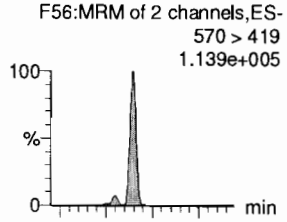


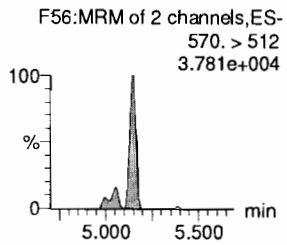


**L-EtFOSAA**

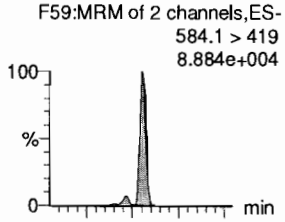


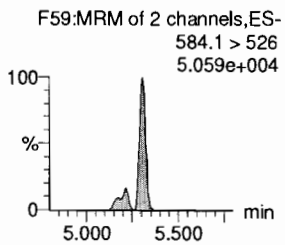


**PFUdA**

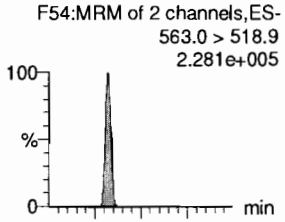


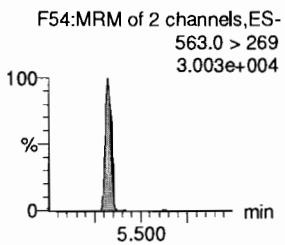


**PFDS**

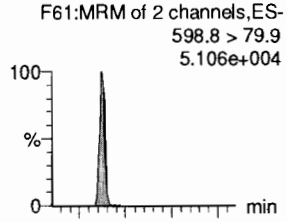


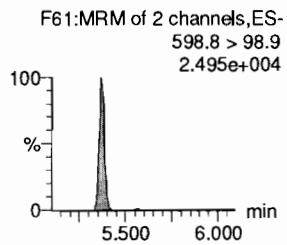


**11Cl-PF30UdS**

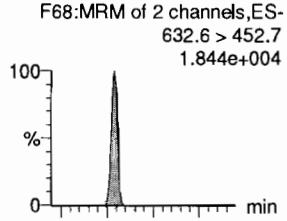


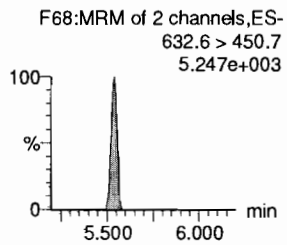


**13C8-PFOS**

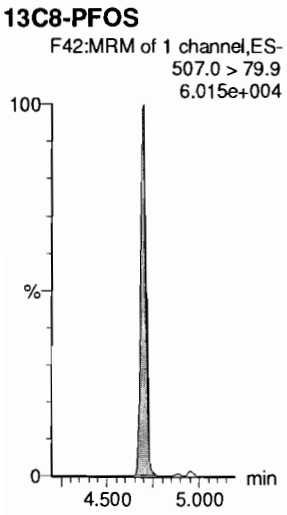


**d3-N-MeFOSAA**

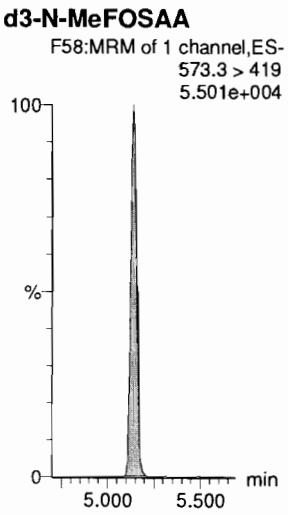


**d5-N-EtFOSAA**

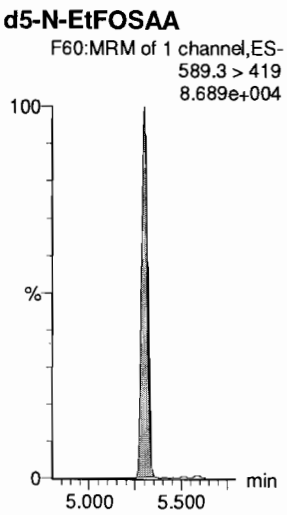


**13C2-PFUdA**

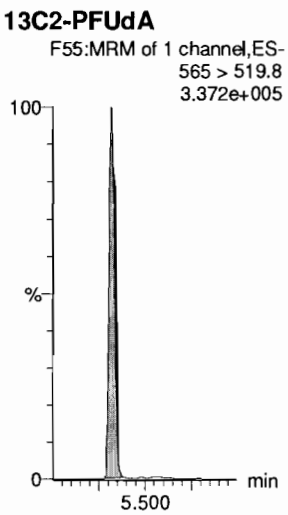


**13C2-8:2 FTS**

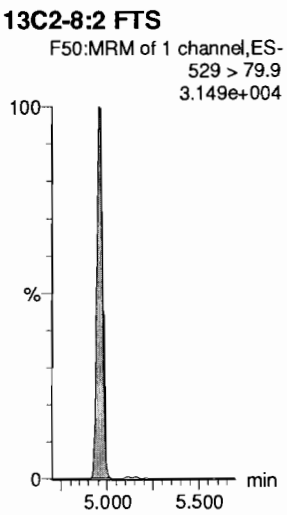


**13C2-PFDoA**

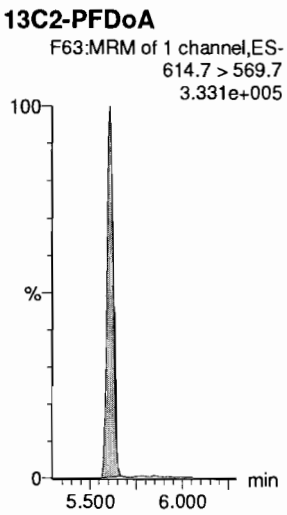

Dataset: F:\Projects\PFAS.PRO\Results\190807M4\190807M4-44.qld

Last Altered: Thursday, August 08, 2019 08:51:59 Pacific Daylight Time
Printed: Thursday, August 08, 2019 08:53:19 Pacific Daylight Time

**Name: 190807M4_44, Date: 08-Aug-2019, Time: 01:26:52, ID: ST190807M4-12 PFC CS3 19G2306, Description: PFC CS3 19G2306**

**10:2 FTS**
F66:MRM of 2 channels,ES-
627.0 > 606.9
5.812e+004

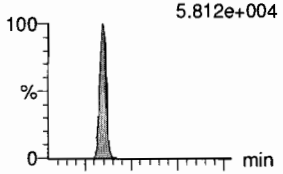


F66:MRM of 2 channels,ES-
627.0 > 80.9
3.769e+004

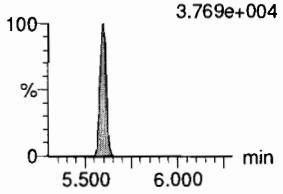


**PFDoA**
F62:MRM of 4 channels,ES-
612.9 > 569.0
2.695e+005

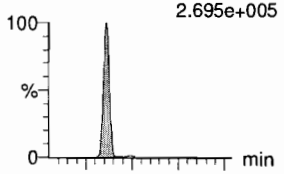


F62:MRM of 4 channels,ES-
612.9 > 318.8
3.442e+004

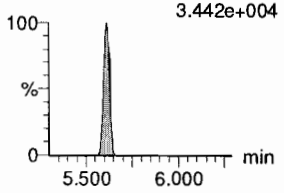


**N-MeFOSA**
F43:MRM of 2 channels,ES-
512.1 > 168.9
6.477e+004

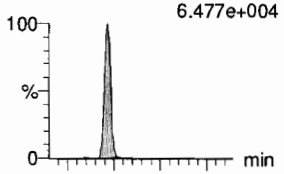


F43:MRM of 2 channels,ES-
512.1 > 219
3.842e+004

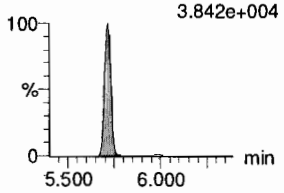


**PFTrDA**
F70:MRM of 2 channels,ES-
662.9 > 618.9
3.313e+005

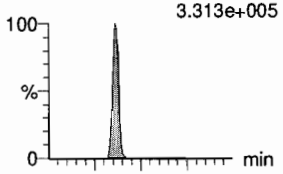


F70:MRM of 2 channels,ES-
662.9 > 319
1.912e+004

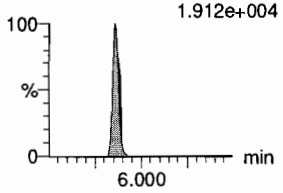


**PFDoS**
F71:MRM of 2 channels,ES-
698.8 > 79.9
4.177e+004

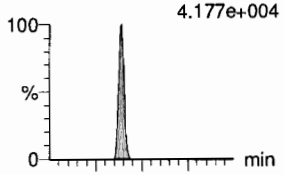


F71:MRM of 2 channels,ES-
698.8 > 98.9
2.333e+004

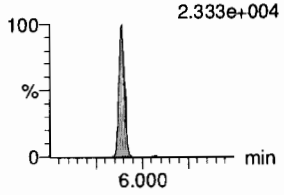


**PFTeDA**
F72:MRM of 2 channels,ES-
713.0 > 669.0
2.824e+005

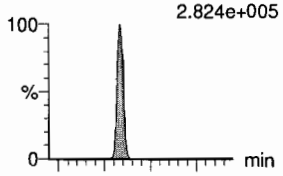


F72:MRM of 2 channels,ES-
713. > 369.0
2.205e+004

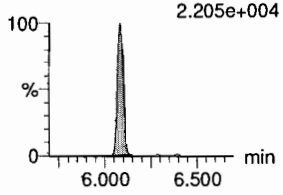


**13C2-PFDoA**
F63:MRM of 1 channel,ES-
614.7 > 569.7
3.331e+005

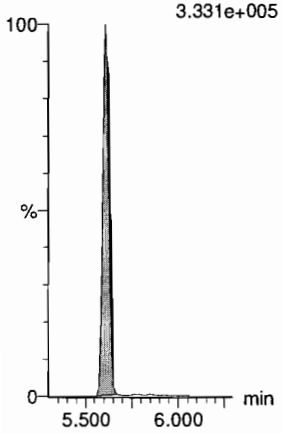


**13C2-PFDoA**
F63:MRM of 1 channel,ES-
614.7 > 569.7
3.331e+005

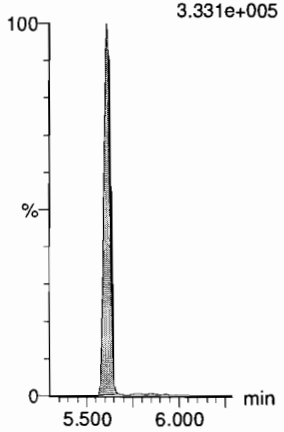


**d3-N-MeFOSA**
F46:MRM of 1 channel,ES-
515.2 > 168.9
1.741e+005

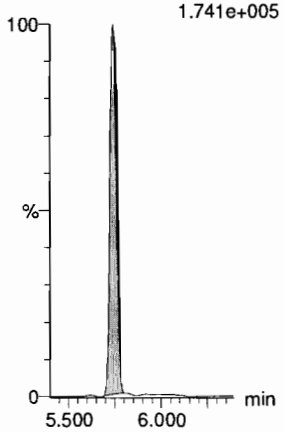


**13C2-PFDoA**
F63:MRM of 1 channel,ES-
614.7 > 569.7
3.331e+005

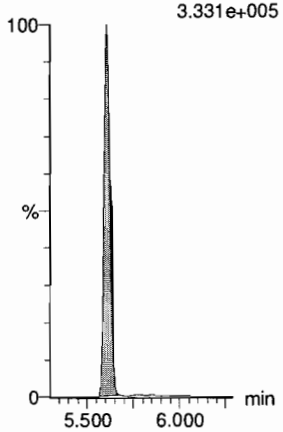


**13C2-PFTeDA**
F73:MRM of 2 channels,ES-
715.1 > 669.7
2.382e+005

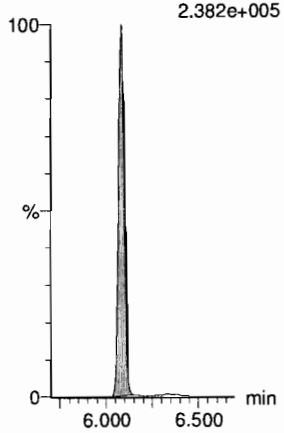


**13C2-PFTeDA**
F73:MRM of 2 channels,ES-
715.1 > 669.7
2.382e+005

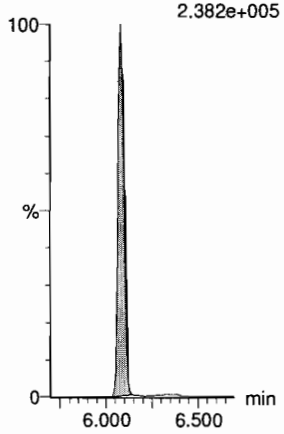

Dataset: F:\Projects\PFAS.PRO\Results\190807M4\190807M4-44.qld

Last Altered: Thursday, August 08, 2019 08:51:59 Pacific Daylight Time
Printed: Thursday, August 08, 2019 08:53:19 Pacific Daylight Time

**Name: 190807M4_44, Date: 08-Aug-2019, Time: 01:26:52, ID: ST190807M4-12 PFC CS3 19G2306, Description: PFC CS3 19G2306**

**N-EtFOSA**

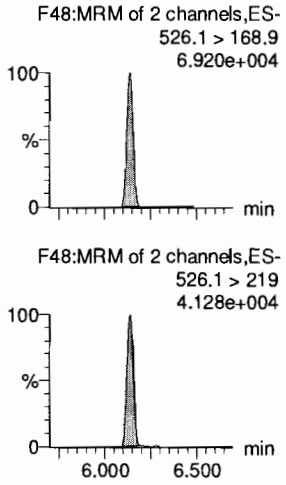


**PFHxDA**

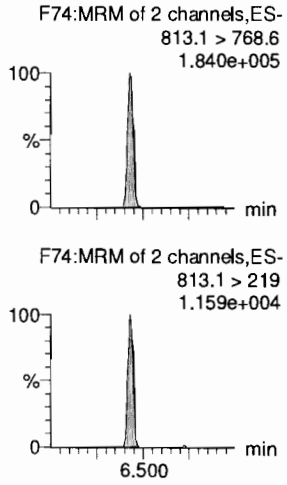


**PFODA**

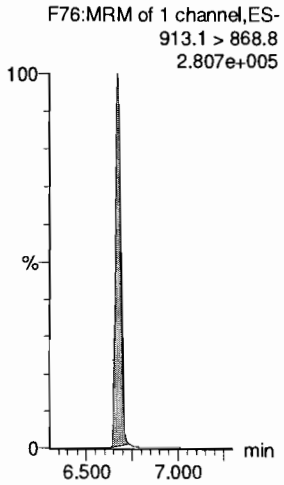


**N-MeFOSE**

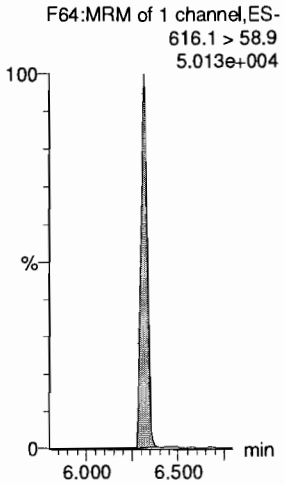


**N-EtFOSE**

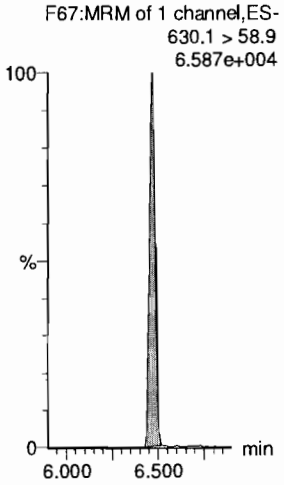


**13C4-PFBA**

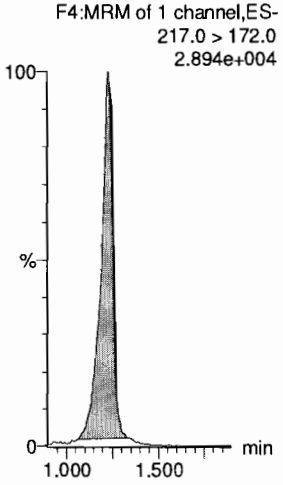


**d5-N-ETFOSA**

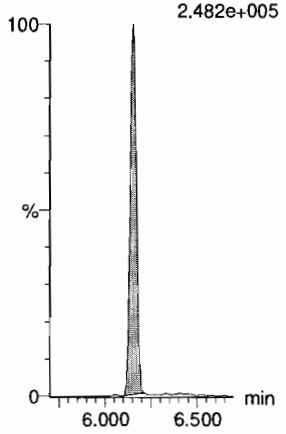


**13C2-PFHxDA**

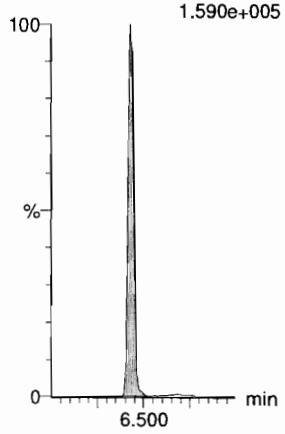


**13C2-PFHxDA**

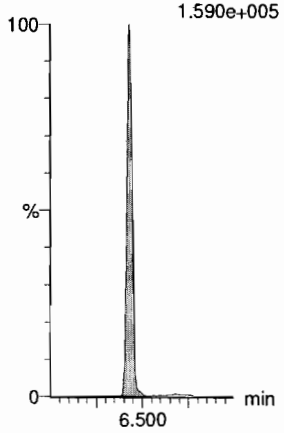


**d7-N-MeFOSE**

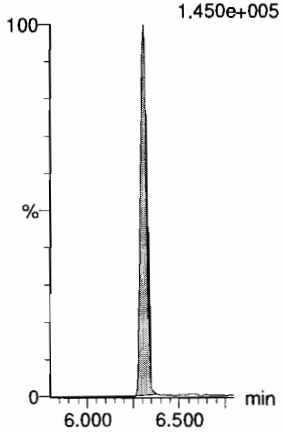


**d9-N-EtFOSE**

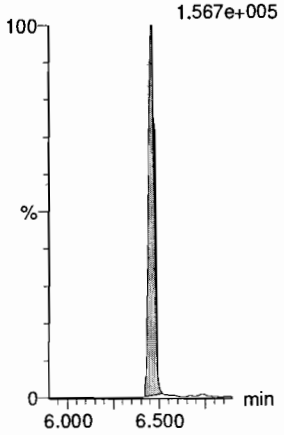


**13C5-PFHxA**

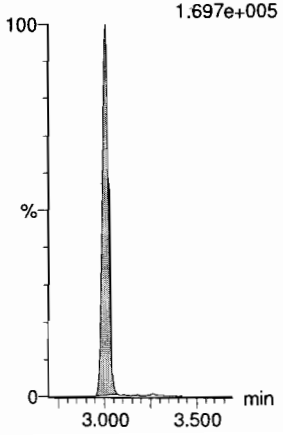

Dataset: F:\Projects\PFAS.PRO\Results\190807M4\190807M4-44.qld

Last Altered: Thursday, August 08, 2019 08:51:59 Pacific Daylight Time
Printed: Thursday, August 08, 2019 08:53:19 Pacific Daylight Time

**Name: 190807M4_44, Date: 08-Aug-2019, Time: 01:26:52, ID: ST190807M4-12 PFC CS3 19G2306, Description: PFC CS3 19G2306**

**13C8-PFOA**

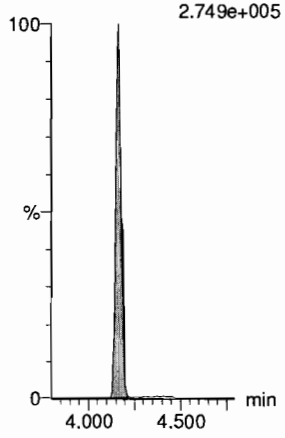


**18O2-PFHxS**

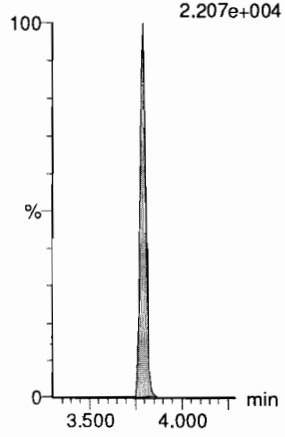


**13C9-PFNA**

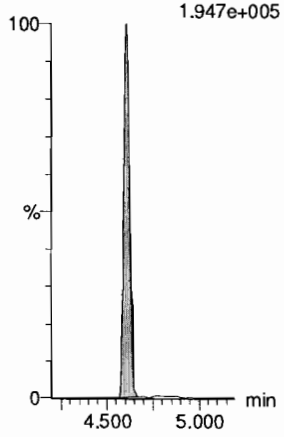


**13C4-PFOS**

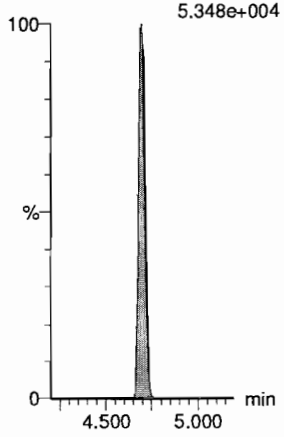


**13C6-PFDA**

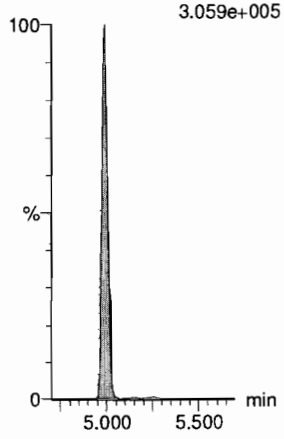


**13C7-PFUdA**

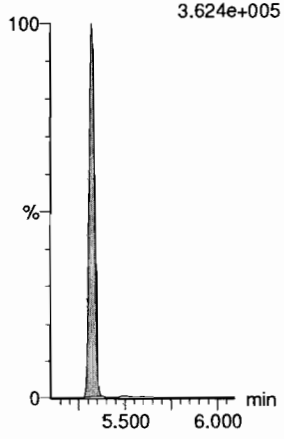

Vista Analytical Laboratory

Dataset: F:\Projects\PFAS.PRO\Results\190807M4\190807M4-60.qld

Last Altered: Thursday, August 08, 2019 08:56:31 Pacific Daylight Time
Printed: Thursday, August 08, 2019 08:58:38 Pacific Daylight Time

(A) HFPO-DA, 5:3 FTCA, PFecHS ≥ 130%
$^{13}C_3$-HFPO-DA < 50%.

JM 8/8/19

**Name: 190807M4_60, Date: 08-Aug-2019, Time: 04:16:25, ID: ST190807M4-13 PFC CS3 19G2306, Description: PFC CS3 19G2306**

| | # | Name | Trace | Area | IS Area | wt/vol | RT | Response | Conc. | %Rec | Recovery ... | Ion Ratio | Ratio Out? |
|---|---|---|---|---|---|---|---|---|---|---|---|---|---|
| 1 | 1 | PFBA | 213.0 > 168.8 | 1210.849 | 1319.242 | 1.00 | 1.23 | 11.473 | 9.6 | 95.9 | NO | | |
| 2 | 2 | PFPrS | 248.9 > 79.9 | 617.823 | 747.357 | 1.00 | 1.59 | 10.333 | 8.3 | 82.5 | NO | 2.594 | NO |
| 3 | 3 | 3:3 FTCA | 240.9 > 176.9 | 75.129 | 2290.086 | 1.00 | 2.06 | 0.410 | 11.6 | 115.8 | NO | 1.777 | NO |
| 4 | 4 | PFPeA | 263.1 > 218.9 | 1584.402 | 2290.086 | 1.00 | 2.21 | 8.648 | 9.9 | 99.0 | NO | | |
| 5 | 5 | PFBS | 299.0 > 79.7 | 1310.557 | 747.357 | 1.00 | 2.51 | 21.920 | 10.2 | 101.5 | NO | 2.837 | NO |
| 6 | 6 | 4:2 FTS | 327.0 > 306.9 | 2714.513 | 1353.197 | 1.00 | 2.92 | 25.075 | 11.4 | 114.2 | NO | 1.816 | NO |
| 7 | 47 | 13C3-PFBA | 216.1 > 171.8 | 1319.242 | 1928.094 | 1.00 | 1.23 | 8.553 | 11.9 | 95.0 | NO | | |
| 8 | 49 | 13C3-PFBS | 302.0 > 98.8 | 747.357 | 684.831 | 1.00 | 2.51 | 13.641 | 12.4 | 99.1 | NO | | |
| 9 | 48 | 13C3-PFPeA | 266.0 > 221.8 | 2290.086 | 5951.060 | 1.00 | 2.21 | 4.810 | 9.4 | 74.9 | NO | | |
| 10 | 48 | 13C3-PFPeA | 266.0 > 221.8 | 2290.086 | 5951.060 | 1.00 | 2.21 | 4.810 | 9.4 | 74.9 | NO | | |
| 11 | 49 | 13C3-PFBS | 302.0 > 98.8 | 747.357 | 684.831 | 1.00 | 2.51 | 13.641 | 12.4 | 99.1 | NO | | |
| 12 | 51 | 13C2-4:2 FTS | 329.0 >79.9 | 1353.197 | 684.831 | 1.00 | 2.92 | 24.699 | 13.6 | 108.4 | NO | | |
| 13 | -1 | | | | | | | | | | | | |
| 14 | 7 | PFHxA | 313.0 > 269.0 | 4066.594 | 2174.517 | 1.00 | 3.01 | 9.351 | 11.3 | 113.4 | NO | 14.242 | NO |
| 15 | 8 | PFPeS | 349.1>80.1 | 1070.414 | 747.357 | 1.00 | 3.21 | 17.903 | 10.9 | 109.4 | NO | 1.565 | NO |
| 16 | 9 | HFPO-DA | 285.1 > 168.9 | 194.112 | 143.856 | 1.00 | 3.22 | 6.747 | 15.2 | 152.3(A) | YES | 3.921 | NO |
| 17 | 10 | 5:3 FTCA | 340.9 > 236.9 | 584.270 | 2802.750 | 1.00 | 3.57 | 2.606 | 13.8 | 137.8(A) | YES | 1.482 | NO |
| 18 | 11 | PFHpA | 363.0 > 318.9 | 2625.860 | 2802.750 | 1.00 | 3.63 | 11.711 | 9.4 | 94.5 | NO | 5.627 | NO |
| 19 | 12 | ADONA | 376.8 > 250.9 | 9820.979 | 2802.750 | 1.00 | 3.75 | 43.801 | 13.5 | 135.0 | YES | 3.372 | NO |
| 20 | 52 | 13C2-PFHxA | 315.0 > 270.0 | 2174.517 | 5951.060 | 1.00 | 3.01 | 4.567 | 4.6 | 92.5 | NO | | |
| 21 | 49 | 13C3-PFBS | 302.0 > 98.8 | 747.357 | 684.831 | 1.00 | 2.51 | 13.641 | 12.4 | 99.1 | NO | | |
| 22 | 50 | 13C3-HFPO-DA | 287.0 > 168.9 | 143.856 | 5951.060 | 1.00 | 3.22 | 0.302 | 2.1 | 41.0(A) | YES | | |
| 23 | 53 | 13C4-PFHpA | 367.2 > 321.8 | 2802.750 | 5951.060 | 1.00 | 3.63 | 5.887 | 12.1 | 97.1 | NO | | |
| 24 | 53 | 13C4-PFHpA | 367.2 > 321.8 | 2802.750 | 5951.060 | 1.00 | 3.63 | 5.887 | 12.1 | 97.1 | NO | | |
| 25 | 53 | 13C4-PFHpA | 367.2 > 321.8 | 2802.750 | 5951.060 | 1.00 | 3.63 | 5.887 | 12.1 | 97.1 | NO | | |
| 26 | -1 | | | | | | | | | | | | |
| 27 | 13 | L-PFHxS | 398.9 > 79.6 | 1073.897 | 1557.393 | 1.00 | 3.79 | 8.619 | 10.1 | 101.5 | NO | 1.750 | NO |
| 28 | 15 | 6:2 FTS | 427.0 > 406.9 | 2666.279 | 1055.140 | 1.00 | 4.11 | 31.587 | 11.0 | 110.1 | NO | 2.540 | NO |
| 29 | 16 | L-PFOA | 412.8 > 368.9 | 6594.925 | 5799.742 | 1.00 | 4.16 | 14.214 | 10.3 | 103.1 | NO | 3.038 | NO |
| 30 | 18 | PFecHS | 460.8 > 381.0 | 1884.320 | 5799.742 | 1.00 | 4.18 | 4.061 | 18.9 | 189.3(A) | YES | 0.915 | NO |
| 31 | 19 | PFHpS | 449.0 > 80.0 | 1356.880 | 1991.927 | 1.00 | 4.28 | 8.515 | 9.6 | 95.7 | NO | 2.142 | NO |
| 32 | 20 | 7:3 FTCA | 440.9 > 336.9 | 856.116 | 7096.389 | 1.00 | 4.59 | 1.508 | 11.1 | 111.4 | NO | 2.228 | NO |
| 33 | 54 | 13C3-PFHxS | 401.8 > 79.9 | 1557.393 | 684.831 | 1.00 | 3.79 | 28.427 | 12.9 | 102.9 | NO | | |
| 34 | 55 | 13C2-6:2 FTS | 429.0 >79.9 | 1055.140 | 1926.471 | 1.00 | 4.11 | 6.846 | 12.2 | 97.5 | NO | | |
| 35 | 58 | 13C2-PFOA | 414.9 > 369.7 | 5799.742 | 9593.774 | 1.00 | 4.16 | 7.557 | 10.6 | 84.7 | NO | | |
| 36 | 58 | 13C2-PFOA | 414.9 > 369.7 | 5799.742 | 9593.774 | 1.00 | 4.16 | 7.557 | 10.6 | 84.7 | NO | | |

CAH 8/8/19

Dataset: F:\Projects\PFAS.PRO\Results\190807M4\190807M4-60.qld

Last Altered: Thursday, August 08, 2019 08:56:31 Pacific Daylight Time
Printed: Thursday, August 08, 2019 08:58:38 Pacific Daylight Time

**Name: 190807M4_60, Date: 08-Aug-2019, Time: 04:16:25, ID: ST190807M4-13 PFC CS3 19G2306, Description: PFC CS3 19G2306**

| | # | Name | Trace | Area | IS Area | wt/vol | RT | Response | Conc. | %Rec | Recovery ... | Ion Ratio | Ratio Out? |
|---|---|---|---|---|---|---|---|---|---|---|---|---|---|
| 37 | 59 | 13C8-PFOS | 507.0 > 79.9 | 1991.927 | 1926.471 | 1.00 | 4.69 | 12.925 | 13.1 | 104.5 | NO | | |
| 38 | 56 | 13C5-PFNA | 468.2 > 422.9 | 7096.389 | 6982.711 | 1.00 | 4.61 | 12.703 | 12.5 | 100.3 | NO | | |
| 39 | -1 | | | | | | | | | | | | |
| 40 | 21 | PFNA | 463.0 > 418.8 | 6392.892 | 7096.389 | 1.00 | 4.61 | 11.261 | 9.9 | 99.1 | NO | 3.845 | NO |
| 41 | 22 | PFOSA | 497.9 > 77.9 | 2245.249 | 2742.950 | 1.00 | 4.67 | 10.232 | 9.7 | 97.2 | NO | 31.174 | NO |
| 42 | 23 | L-PFOS | 498.9 > 79.9 | 1542.169 | 1991.927 | 1.00 | 4.70 | 9.678 | 8.9 | 89.4 | NO | 1.952 | NO |
| 43 | 25 | 9Cl-PF30NS | 530.7 > 350.8 | 3768.209 | 1991.927 | 1.00 | 4.92 | 23.647 | 11.6 | 115.6 | NO | 17.851 | NO |
| 44 | 26 | PFDA | 513 > 468.8 | 8426.433 | 7148.790 | 1.00 | 4.99 | 14.734 | 11.3 | 113.0 | NO | 5.234 | NO |
| 45 | 27 | 8:2 FTS | 527.0 > 506.9 | 1954.520 | 1034.936 | 1.00 | 4.96 | 23.607 | 12.6 | 125.5 | NO | 1.282 | NO |
| 46 | 56 | 13C5-PFNA | 468.2 > 422.9 | 7096.389 | 6982.711 | 1.00 | 4.61 | 12.703 | 12.5 | 100.3 | NO | | |
| 47 | 57 | 13C8-PFOSA | 506.1 > 77.7 | 2742.950 | 12516.881 | 1.00 | 4.66 | 2.739 | 13.1 | 104.7 | NO | | |
| 48 | 59 | 13C8-PFOS | 507.0 > 79.9 | 1991.927 | 1926.471 | 1.00 | 4.69 | 12.925 | 13.1 | 104.5 | NO | | |
| 49 | 59 | 13C8-PFOS | 507.0 > 79.9 | 1991.927 | 1926.471 | 1.00 | 4.69 | 12.925 | 13.1 | 104.5 | NO | | |
| 50 | 60 | 13C2-PFDA | 515.1 > 469.9 | 7148.790 | 10643.321 | 1.00 | 4.99 | 8.396 | 10.7 | 85.9 | NO | | |
| 51 | 61 | 13C2-8:2 FTS | 529 > 79.9 | 1034.936 | 1926.471 | 1.00 | 4.96 | 6.715 | 11.8 | 94.3 | NO | | |
| 52 | -1 | | | | | | | | | | | | |
| 53 | 28 | PFNS | 549.1 > 80.1 | 1126.001 | 1991.927 | 1.00 | 5.05 | 7.066 | 9.3 | 92.8 | NO | 1.488 | NO |
| 54 | 29 | L-MeFOSAA | 570 > 419 | 4415.213 | 1948.909 | 1.00 | 5.14 | 28.318 | 11.1 | 110.9 | NO | 2.270 | NO |
| 55 | 31 | L-EtFOSAA | 584.1 > 419 | 3373.356 | 2846.757 | 1.00 | 5.30 | 14.812 | 10.6 | 106.0 | NO | 1.492 | NO |
| 56 | 33 | PFUdA | 563.0 > 518.9 | 8002.948 | 11266.167 | 1.00 | 5.32 | 8.879 | 10.5 | 105.0 | NO | 8.126 | NO |
| 57 | 34 | PFDS | 598.8 > 79.9 | 1492.150 | 1034.936 | 1.00 | 5.37 | 18.022 | 9.9 | 98.7 | NO | 1.665 | NO |
| 58 | 35 | 11Cl-PF30UdS | 632.6 > 452.7 | 673.343 | 12334.003 | 1.00 | 5.53 | 0.682 | 11.5 | 114.8 | NO | 3.569 | NO |
| 59 | 59 | 13C8-PFOS | 507.0 > 79.9 | 1991.927 | 1926.471 | 1.00 | 4.69 | 12.925 | 13.1 | 104.5 | NO | | |
| 60 | 62 | d3-N-MeFOSAA | 573.3 > 419 | 1948.909 | 12516.881 | 1.00 | 5.14 | 1.946 | 12.6 | 101.1 | NO | | |
| 61 | 64 | d5-N-EtFOSAA | 589.3 > 419 | 2846.757 | 12516.881 | 1.00 | 5.30 | 2.843 | 14.5 | 116.0 | NO | | |
| 62 | 63 | 13C2-PFUdA | 565 > 519.8 | 11266.167 | 12516.881 | 1.00 | 5.32 | 11.251 | 11.0 | 88.3 | NO | | |
| 63 | 61 | 13C2-8:2 FTS | 529 > 79.9 | 1034.936 | 1926.471 | 1.00 | 4.96 | 6.715 | 11.8 | 94.3 | NO | | |
| 64 | 65 | 13C2-PFDoA | 614.7 > 569.7 | 12334.003 | 10643.321 | 1.00 | 5.61 | 14.486 | 13.2 | 105.6 | NO | | |
| 65 | -1 | | | | | | | | | | | | |
| 66 | 36 | 10:2 FTS | 627.0 > 606.9 | 2144.102 | 1034.936 | 1.00 | 5.59 | 25.897 | 11.4 | 114.0 | NO | 1.559 | NO |
| 67 | 37 | PFDoA | 612.9 > 569.0 | 9458.884 | 12334.003 | 1.00 | 5.61 | 9.586 | 9.2 | 92.1 | NO | 8.074 | NO |
| 68 | 38 | N-MeFOSA | 512.1 > 168.9 | 2302.154 | 6227.871 | 1.00 | 5.71 | 55.448 | 52.8 | 105.7 | NO | 1.551 | NO |
| 69 | 39 | PFTrDA | 662.9 > 618.9 | 11813.728 | 12334.003 | 1.00 | 5.86 | 11.973 | 10.2 | 102.2 | NO | 18.278 | NO |
| 70 | 40 | PFDoS | 698.8 > 79.9 | 1418.141 | 8600.351 | 1.00 | 5.89 | 2.061 | 12.5 | 125.2 | NO | 1.763 | NO |
| 71 | 41 | PFTeDA | 713.0 > 669.0 | 11190.330 | 8600.351 | 1.00 | 6.08 | 16.264 | 11.9 | 118.6 | NO | 15.810 | NO |
| 72 | 65 | 13C2-PFDoA | 614.7 > 569.7 | 12334.003 | 10643.321 | 1.00 | 5.61 | 14.486 | 13.2 | 105.6 | NO | | |

Dataset: F:\Projects\PFAS.PRO\Results\190807M4\190807M4-60.qld

Last Altered: Thursday, August 08, 2019 08:56:31 Pacific Daylight Time
Printed: Thursday, August 08, 2019 08:58:38 Pacific Daylight Time

**Name: 190807M4_60, Date: 08-Aug-2019, Time: 04:16:25, ID: ST190807M4-13 PFC CS3 19G2306, Description: PFC CS3 19G2306**

| | # | Name | Trace | Area | IS Area | wt/vol | RT | Response | Conc. | %Rec | Recovery ... | Ion Ratio | Ratio Out? |
|---|---|---|---|---|---|---|---|---|---|---|---|---|---|
| 73 | 65 | 13C2-PFDoA | 614.7 > 569.7 | 12334.003 | 10643.321 | 1.00 | 5.61 | 14.486 | 13.2 | 105.6 | NO | | |
| 74 | 66 | d3-N-MeFOSA | 515.2 > 168.9 | 6227.871 | 12516.881 | 1.00 | 5.74 | 6.219 | 141.3 | 94.2 | NO | | |
| 75 | 65 | 13C2-PFDoA | 614.7 > 569.7 | 12334.003 | 10643.321 | 1.00 | 5.61 | 14.486 | 13.2 | 105.6 | NO | | |
| 76 | 67 | 13C2-PFTeDA | 715.1 > 669.7 | 8600.351 | 12516.881 | 1.00 | 6.08 | 8.589 | 12.5 | 100.4 | NO | | |
| 77 | 67 | 13C2-PFTeDA | 715.1 > 669.7 | 8600.351 | 12516.881 | 1.00 | 6.08 | 8.589 | 12.5 | 100.4 | NO | | |
| 78 | -1 | | | | | | | | | | | | |
| 79 | 42 | N-EtFOSA | 526.1 > 168.9 | 2826.265 | 9069.213 | 1.00 | 6.14 | 46.745 | 50.3 | 100.5 | NO | 1.697 | NO |
| 80 | 43 | PFHxDA | 813.1 > 768.6 | 5682.714 | 5317.186 | 1.00 | 6.43 | 5.344 | 9.5 | 94.6 | NO | 15.220 | NO |
| 81 | 44 | PFODA | 913.1 > 868.8 | 8128.350 | 5317.186 | 1.00 | 6.67 | 7.643 | 11.2 | 112.2 | NO | | |
| 82 | 45 | N-MeFOSE | 616.1 > 58.9 | 1834.105 | 4884.266 | 1.00 | 6.32 | 56.327 | 53.9 | 107.8 | NO | | |
| 83 | 46 | N-EtFOSE | 630.1 > 58.9 | 2241.650 | 5490.822 | 1.00 | 6.47 | 61.238 | 49.0 | 98.0 | NO | | |
| 84 | 72 | 13C4-PFBA | 217.0 > 172.0 | 1928.094 | 1928.094 | 1.00 | 1.23 | 12.500 | 12.5 | 100.0 | NO | | |
| 85 | 68 | d5-N-ETFOSA | 531.1 > 168.9 | 9069.213 | 12516.881 | 1.00 | 6.15 | 9.057 | 166.9 | 111.3 | NO | | |
| 86 | 69 | 13C2-PFHxDA | 815 > 769.7 | 5317.186 | 12516.881 | 1.00 | 6.43 | 5.310 | 5.7 | 114.3 | NO | | |
| 87 | 69 | 13C2-PFHxDA | 815 > 769.7 | 5317.186 | 12516.881 | 1.00 | 6.43 | 5.310 | 5.7 | 114.3 | NO | | |
| 88 | 70 | d7-N-MeFOSE | 623.1 > 58.9 | 4884.266 | 12516.881 | 1.00 | 6.31 | 4.878 | 139.8 | 93.2 | NO | | |
| 89 | 71 | d9-N-EtFOSE | 639.2 > 58.8 | 5490.822 | 12516.881 | 1.00 | 6.46 | 5.483 | 159.0 | 106.0 | NO | | |
| 90 | 73 | 13C5-PFHxA | 318.0 > 272.9 | 5951.060 | 5951.060 | 1.00 | 3.01 | 12.500 | 12.5 | 100.0 | NO | | |
| 91 | -1 | | | | | | | | | | | | |
| 92 | 75 | 13C8-PFOA | 420.9 > 376.0 | 9593.774 | 9593.774 | 1.00 | 4.16 | 12.500 | 12.5 | 100.0 | NO | | |
| 93 | 74 | 18O2-PFHxS | 403.0 > 102.6 | 684.831 | 684.831 | 1.00 | 3.79 | 12.500 | 12.5 | 100.0 | NO | | |
| 94 | 76 | 13C9-PFNA | 472.2 > 426.9 | 6982.711 | 6982.711 | 1.00 | 4.61 | 12.500 | 12.5 | 100.0 | NO | | |
| 95 | 77 | 13C4-PFOS | 503 > 79.9 | 1926.471 | 1926.471 | 1.00 | 4.69 | 12.500 | 12.5 | 100.0 | NO | | |
| 96 | 78 | 13C6-PFDA | 519.1 > 473.7 | 10643.321 | 10643.321 | 1.00 | 4.99 | 12.500 | 12.5 | 100.0 | NO | | |
| 97 | 79 | 13C7-PFUdA | 570.1 > 524.8 | 12516.881 | 12516.881 | 1.00 | 5.32 | 12.500 | 12.5 | 100.0 | NO | | |

Vista Analytical Laboratory

Dataset: Untitled

Last Altered: Thursday, August 08, 2019 11:39:26 Pacific Daylight Time
Printed: Thursday, August 08, 2019 11:39:37 Pacific Daylight Time

**Method: F:\Projects\PFAS.PRO\MethDB\PFAS_FULL_80C_080719.mdb 08 Aug 2019 08:37:00**
**Calibration: F:\Projects\PFAS.PRO\CurveDB\C18_VAL-PFAS_Q4_08-06-19.cdb 06 Aug 2019 14:25:35**

**Compound name: PFBA**

| | # | Name | ID | Acq.Date | Acq.Time |
|---|---|---|---|---|---|
| 1 | 1 | 190807M4_1 | IPA | 07-Aug-19 | 17:51:10 |
| 2 | 2 | 190807M4_2 | IPA | 07-Aug-19 | 18:01:46 |
| 3 | 3 | 190807M4_3 | ST190807M4-1 PFC CS-2 19G2301 | 07-Aug-19 | 18:12:24 |
| 4 | 4 | 190807M4_4 | ST190807M4-2 PFC CS-1 19G2302 | 07-Aug-19 | 18:23:00 |
| 5 | 5 | 190807M4_5 | ST190807M4-3 PFC CS0 19G2303 (A) | 07-Aug-19 | 18:33:36 |
| 6 | 6 | 190807M4_6 | ST190807M4-4 PFC CS1 19G2304 | 07-Aug-19 | 18:44:08 |
| 7 | 7 | 190807M4_7 | ST190807M4-5 PFC CS2 19G2305 | 07-Aug-19 | 18:54:47 |
| 8 | 8 | 190807M4_8 | ST190807M4-6 PFC CS3 19G2306 | 07-Aug-19 | 19:05:20 |
| 9 | 9 | 190807M4_9 | ST190807M4-7 PFC CS4 19G2307 | 07-Aug-19 | 19:15:59 |
| 10 | 10 | 190807M4_10 | ST190807M4-8 PFC CS5 19G2308 | 07-Aug-19 | 19:26:31 |
| 11 | 11 | 190807M4_11 | ST190807M4-9 PFC CS6 19G2309 | 07-Aug-19 | 19:37:10 |
| 12 | 12 | 190807M4_12 | ST190807M4-10 PFC CS7 19G2310 | 07-Aug-19 | 19:47:42 |
| 13 | 13 | 190807M4_13 | IB | 07-Aug-19 | 19:58:21 |
| 14 | 14 | 190807M4_14 | ICV190807M4-1 PFC ICV 19G2311 | 07-Aug-19 | 20:08:59 |
| 15 | 15 | 190807M4_15 | IPA | 07-Aug-19 | 20:19:32 |
| 16 | 16 | 190807M4_16 | B9G0278-BS1 OPR 1 | 07-Aug-19 | 20:30:10 |
| 17 | 17 | 190807M4_17 | B9G0278-BLK1 Method Blank 1 | 07-Aug-19 | 20:40:44 |
| 18 | 18 | 190807M4_18 | B9G0278-MS1 Matrix Spike 1.11 | 07-Aug-19 | 20:51:22 |
| 19 | 19 | 190807M4_19 | B9G0278-MSD1 Matrix Spike Dup 1.11 | 07-Aug-19 | 21:01:56 |
| 20 | 20 | 190807M4_20 | 1902194-01 DRUM-14 1.29 | 07-Aug-19 | 21:12:34 |
| 21 | 21 | 190807M4_21 | 1902194-02 DRUM-15 1.06 | 07-Aug-19 | 21:23:06 |
| 22 | 22 | 190807M4_22 | 1902194-03 DRUM-16 1.04 | 07-Aug-19 | 21:33:45 |
| 23 | 23 | 190807M4_23 | 1902194-04 DRUM-17 1.05 | 07-Aug-19 | 21:44:23 |
| 24 | 24 | 190807M4_24 | 1902194-05 DRUM-18 1.12 | 07-Aug-19 | 21:54:56 |
| 25 | 25 | 190807M4_25 | 1902194-06 DRUM-19 1.05 | 07-Aug-19 | 22:05:35 |
| 26 | 26 | 190807M4_26 | 1902194-07 DRUM-20 1.08 | 07-Aug-19 | 22:16:04 |
| 27 | 27 | 190807M4_27 | 1902194-08 DRUM-21 1.14 | 07-Aug-19 | 22:26:43 |
| 28 | 28 | 190807M4_28 | 1902194-09 DRUM-22 1.11 | 07-Aug-19 | 22:37:16 |
| 29 | 29 | 190807M4_29 | 1902194-10 DRUM-23 1.15 | 07-Aug-19 | 22:47:55 |
| 30 | 30 | 190807M4_30 | IPA | 07-Aug-19 | 22:58:28 |
| 31 | 31 | 190807M4_31 | ST190807M4-11 PFC CS3 19G2306 | 07-Aug-19 | 23:09:06 |
| 32 | 32 | 190807M4_32 | IPA | 07-Aug-19 | 23:19:39 |

(A) Curve not used, CS0 fell into previous calibration. am 8/8/19

Dataset: Untitled

Last Altered: Thursday, August 08, 2019 11:39:26 Pacific Daylight Time
Printed: Thursday, August 08, 2019 11:39:37 Pacific Daylight Time

**Compound name: PFBA**

| | # Name | ID | Acq.Date | Acq.Time |
|---|---|---|---|---|
| 33 | 33 190807M4_33 | 1902194-11 DRUM-24 1.15 | 07-Aug-19 | 23:30:18 |
| 34 | 34 190807M4_34 | 1902194-12 DRUM-25 1.03 | 07-Aug-19 | 23:40:51 |
| 35 | 35 190807M4_35 | 1902194-13 DRUM-26 1.06 | 07-Aug-19 | 23:51:29 |
| 36 | 36 190807M4_36 | 1902194-14 DRUM-27 1.04 | 08-Aug-19 | 00:02:02 |
| 37 | 37 190807M4_37 | 1902194-15 DRUM-28 1.02 | 08-Aug-19 | 00:12:40 |
| 38 | 38 190807M4_38 | 1902194-16 DRUM-29 1.37 | 08-Aug-19 | 00:23:13 |
| 39 | 39 190807M4_39 | 1902194-17 DRUM-30 1.22 | 08-Aug-19 | 00:33:51 |
| 40 | 40 190807M4_40 | 1902194-18 DRUM-31 1.02 | 08-Aug-19 | 00:44:30 |
| 41 | 41 190807M4_41 | 1902194-19 DRUM-32 1.07 | 08-Aug-19 | 00:55:02 |
| 42 | 42 190807M4_42 | 1902194-20 DRUM-33 1.03 | 08-Aug-19 | 01:05:41 |
| 43 | 43 190807M4_43 | IPA | 08-Aug-19 | 01:16:19 |
| 44 | 44 190807M4_44 | ST190807M4-12 PFC CS3 19G2306 | 08-Aug-19 | 01:26:52 |
| 45 | 45 190807M4_45 | IPA | 08-Aug-19 | 01:37:30 |
| 46 | 46 190807M4_46 | B9G0264-BS1 OPR 1 | 08-Aug-19 | 01:48:02 |
| 47 | 47 190807M4_47 | B9H0005-BS1 OPR 1 | 08-Aug-19 | 01:58:40 |
| 48 | 48 190807M4_48 | B9H0005-BLK1 Method Blank 1 | 08-Aug-19 | 02:09:14 |
| 49 | 49 190807M4_49 | 1900655-01RE1 IA19-DU3-03042019-10-15-1 1.01 | 08-Aug-19 | 02:19:52 |
| 50 | 50 190807M4_50 | 1900655-02RE1 IA19-DU2-03042019-10-25-1 1.03 | 08-Aug-19 | 02:30:24 |
| 51 | 51 190807M4_51 | 1900655-03RE1 IA19-DU2-03042019-10-25-2 1 | 08-Aug-19 | 02:41:03 |
| 52 | 52 190807M4_52 | 1900655-04RE1 IA19-DU2-03042019-10-25-3 1 | 08-Aug-19 | 02:51:41 |
| 53 | 53 190807M4_53 | 1900655-05RE1 IA2-DU3-03042019-12-40-1 1.01 | 08-Aug-19 | 03:02:13 |
| 54 | 54 190807M4_54 | 1900655-06RE1 IA19-DU1-03042019-11-05-1 1.02 | 08-Aug-19 | 03:12:52 |
| 55 | 55 190807M4_55 | 1900716-03RE1 IA22-DU1-10042019-12-40-1 1.02 | 08-Aug-19 | 03:23:24 |
| 56 | 56 190807M4_56 | 1900716-04RE1 IA22-DU2-10042019-13-30-1 1 | 08-Aug-19 | 03:34:02 |
| 57 | 57 190807M4_57 | 1901614-01RE1 IA-1-DU7R-14062019-09-35-1 1.02 | 08-Aug-19 | 03:44:34 |
| 58 | 58 190807M4_58 | 1901614-02RE1 IA-1-DU1R-14062019-10-50-1 1.02 | 08-Aug-19 | 03:55:13 |
| 59 | 59 190807M4_59 | IPA | 08-Aug-19 | 04:05:51 |
| 60 | 60 190807M4_60 | ST190807M4-13 PFC CS3 19G2306 | 08-Aug-19 | 04:16:25 |
| 61 | 61 190807M4_61 | IPA | 08-Aug-19 | 04:27:04 |
| 62 | 62 190807M4_62 | 1901614-03RE1 IA-1-DU3R-14062019-12-15-1 1.01 | 08-Aug-19 | 04:37:42 |
| 63 | 63 190807M4_63 | 1901614-04RE1 IA-1-DU3R-14062019-12-15-2 1.01 | 08-Aug-19 | 04:48:14 |
| 64 | 64 190807M4_64 | 1901614-05RE1 IA-1-DU3R-14062019-12-15-3 1.02 | 08-Aug-19 | 04:58:53 |
| 65 | 65 190807M4_65 | 1901614-06RE1 IA-1-DU4R-14062019-13-35-1 1.02 | 08-Aug-19 | 05:09:31 |
| 66 | 66 190807M4_66 | 1901614-09RE1 IA-1-DU5R-14062019-15-10-1 1 | 08-Aug-19 | 05:20:04 |
| 67 | 67 190807M4_67 | B9H0013-BS1 OPR 0.125 | 08-Aug-19 | 05:30:43 |
| 68 | 68 190807M4_68 | B9H0013-BLK1 Method Blank 0.125 | 08-Aug-19 | 05:41:16 |

Vista Analytical Laboratory

Dataset: Untitled

Last Altered: Thursday, August 08, 2019 11:39:26 Pacific Daylight Time
Printed: Thursday, August 08, 2019 11:39:37 Pacific Daylight Time

**Compound name: PFBA**

| | # | Name | ID | Acq.Date | Acq.Time |
|---|---|---|---|---|---|
| 69 | 69 | 190807M4_69 | 1902387-03 AQA 19-11 S3 0.125 | 08-Aug-19 | 05:51:54 |
| 70 | 70 | 190807M4_70 | 1902387-04 AQA 19-11 S4 0.125 | 08-Aug-19 | 06:02:27 |
| 71 | 71 | 190807M4_71 | B9G0234-BS1 OPR 1 | 08-Aug-19 | 06:13:06 |
| 72 | 72 | 190807M4_72 | B9G0234-BLK1 Method Blank 1 | 08-Aug-19 | 06:23:39 |
| 73 | 73 | 190807M4_73 | 1902196-01 SB00021907151455KE 1.11 | 08-Aug-19 | 06:34:18 |
| 74 | 74 | 190807M4_74 | 1902196-02 SB02041907151500KE 1.02 | 08-Aug-19 | 06:44:50 |
| 75 | 75 | 190807M4_75 | 1902196-03 SB04061907151550JB 1.05 | 08-Aug-19 | 06:55:29 |
| 76 | 76 | 190807M4_76 | IPA | 08-Aug-19 | 07:06:07 |
| 77 | 77 | 190807M4_77 | ST190807M4-14 PFC CS3 19G2306 | 08-Aug-19 | 07:16:40 |
| 78 | 78 | 190807M4_78 | IPA | 08-Aug-19 | 07:27:18 |
| 79 | 79 | 190807M4_79 | 1902196-04 SB06081907151555KE 1.27 | 08-Aug-19 | 07:37:52 |
| 80 | 80 | 190807M4_80 | 1902196-05 SB08101907151600KE 1.05 | 08-Aug-19 | 07:48:31 |
| 81 | 81 | 190807M4_81 | 1902196-06 SB10121907151605KE 1.06 | 08-Aug-19 | 07:59:09 |
| 82 | 82 | 190807M4_82 | 1902196-07 SB12141907151610KE 1.03 | 08-Aug-19 | 08:09:41 |
| 83 | 83 | 190807M4_83 | 1902196-08 SB14161907151650KE 1.18 | 08-Aug-19 | 08:21:08 |
| 84 | 84 | 190807M4_84 | 1902196-09 SB16181907151652KE 1.19 | 08-Aug-19 | 08:31:41 |
| 85 | 85 | 190807M4_85 | 1902196-10 SB18201907151654KE 1.14 | 08-Aug-19 | 08:42:19 |
| 86 | 86 | 190807M4_86 | 1902196-11 SB20221907151725KE 1.15 | 08-Aug-19 | 08:52:53 |
| 87 | 87 | 190807M4_87 | 1902196-12 SB22241907151730KE 1.17 | 08-Aug-19 | 09:03:49 |
| 88 | 88 | 190807M4_88 | 1902196-13 SB24261907151735KE 1.16 | 08-Aug-19 | 09:14:26 |
| 89 | 89 | 190807M4_89 | IPA | 08-Aug-19 | 09:25:04 |
| 90 | 90 | 190807M4_90 | ST190807M4-15 PFC CS3 19G2306 | 08-Aug-19 | 09:35:37 |
| 91 | 91 | 190807M4_91 | IPA | 08-Aug-19 | 09:48:12 |
| 92 | 92 | 190807M4_92 | 1902196-14 SB25301907160925JB 1.17 | 08-Aug-19 | 09:58:47 |
| 93 | 93 | 190807M4_93 | 1902196-15 SB30351907160915JB 1.06 | 08-Aug-19 | 10:09:26 |
| 94 | 94 | 190807M4_94 | 1902196-16 SB38401907161025JB 1.23 | 08-Aug-19 | 10:19:59 |
| 95 | 95 | 190807M4_95 | 1902196-17 SB40421907161040JB 1.22 | 08-Aug-19 | 10:30:38 |
| 96 | 96 | 190807M4_96 | IPA | 08-Aug-19 | 10:41:10 |
| 97 | 97 | 190807M4_97 | ST190807M4-16 PFC CS3 19G2306 | 08-Aug-19 | 10:51:48 |
| 98 | 98 | 190807M4_98 | IPA | 08-Aug-19 | 11:02:21 |

Dataset: F:\Projects\PFAS.PRO\Results\190807M4\190807M4-60.qld

Last Altered: Thursday, August 08, 2019 08:56:31 Pacific Daylight Time
Printed: Thursday, August 08, 2019 08:58:38 Pacific Daylight Time

**Method: F:\Projects\PFAS.PRO\MethDB\PFAS_FULL_80C_080719.mdb 08 Aug 2019 08:37:00**
**Calibration: F:\Projects\PFAS.PRO\CurveDB\C18_VAL-PFAS_Q4_08-06-19.cdb 06 Aug 2019 14:25:35**

**Name: 190807M4_60, Date: 08-Aug-2019, Time: 04:16:25, ID: ST190807M4-13 PFC CS3 19G2306, Description: PFC CS3 19G2306**

**PFBA**
F2:MRM of 1 channel,ES-
213.0 > 168.8
1.853e+004

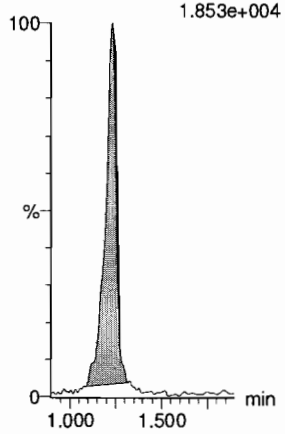


**PFPrS**
F6:MRM of 2 channels,ES-
248.9 > 79.9
1.068e+004

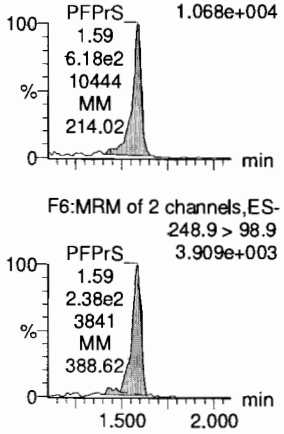


F6:MRM of 2 channels,ES-
248.9 > 98.9
3.909e+003




**3:3 FTCA**
F5:MRM of 2 channels,ES-
240.9 > 176.9
1.511e+003

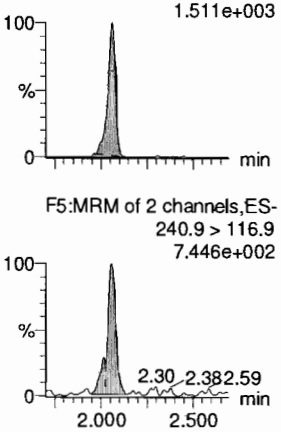


F5:MRM of 2 channels,ES-
240.9 > 116.9
7.446e+002




**PFPeA**
F7:MRM of 1 channel,ES-
263.1 > 218.9
2.746e+004

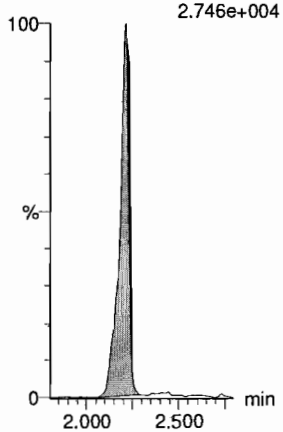


**PFBS**
F11:MRM of 2 channels,ES-
299.0 > 79.7
2.492e+004

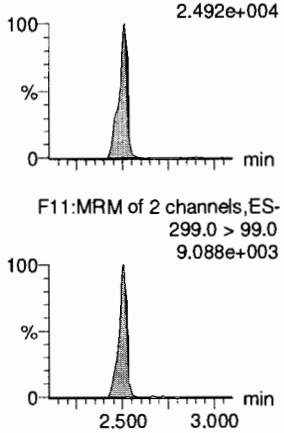


F11:MRM of 2 channels,ES-
299.0 > 99.0
9.088e+003




**4:2 FTS**
F16:MRM of 2 channels,ES-
327.0 > 306.9
7.297e+004

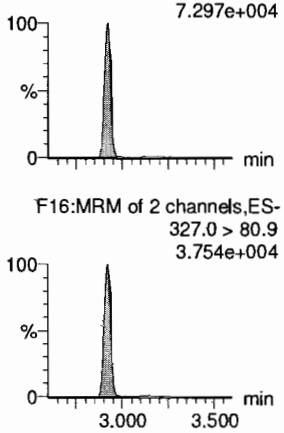


F16:MRM of 2 channels,ES-
327.0 > 80.9
3.754e+004




**13C3-PFBA**
F3:MRM of 1 channel,ES-
216.1 > 171.8
1.796e+004

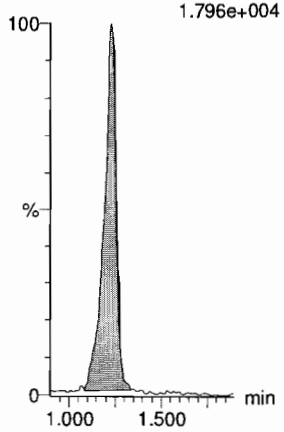


**13C3-PFBS**
F12:MRM of 1 channel,ES-
302.0 > 98.8
1.466e+004

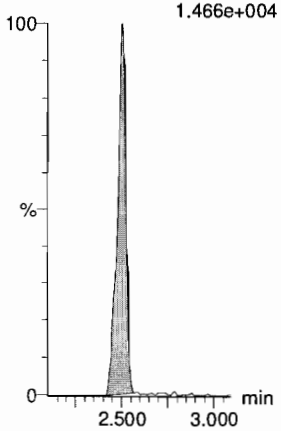


**13C3-PFPeA**
F8:MRM of 1 channel,ES-
266.0 > 221.8
4.199e+004

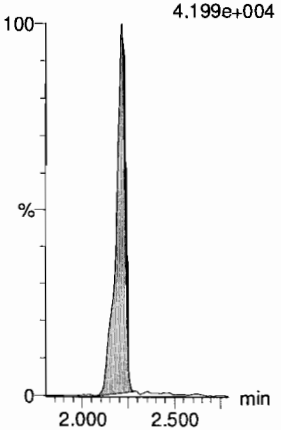


**13C3-PFPeA**
F8:MRM of 1 channel,ES-
266.0 > 221.8
4.199e+004

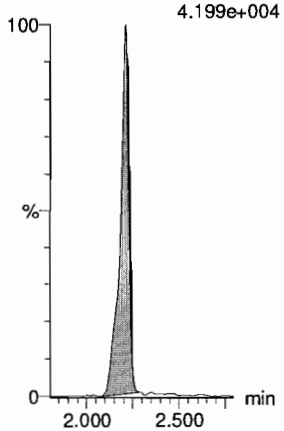


**13C3-PFBS**
F12:MRM of 1 channel,ES-
302.0 > 98.8
1.466e+004

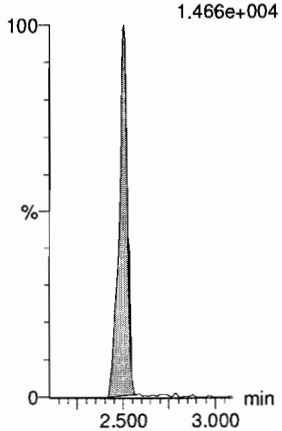


**13C2-4:2 FTS**
F17:MRM of 2 channels,ES-
329.0 > 79.9
3.604e+004

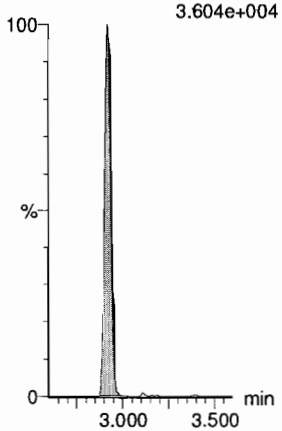

Dataset: F:\Projects\PFAS.PRO\Results\190807M4\190807M4-60.qld

Last Altered: Thursday, August 08, 2019 08:56:31 Pacific Daylight Time
Printed: Thursday, August 08, 2019 08:58:38 Pacific Daylight Time

**Name: 190807M4_60, Date: 08-Aug-2019, Time: 04:16:25, ID: ST190807M4-13 PFC CS3 19G2306, Description: PFC CS3 19G2306**

**PFHxA**

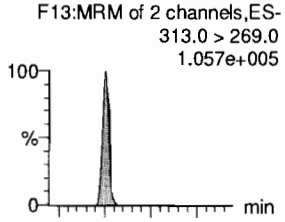


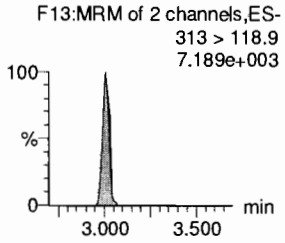


**PFPeS**

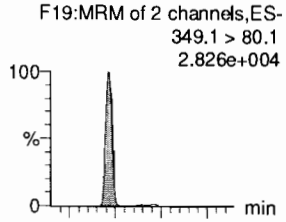


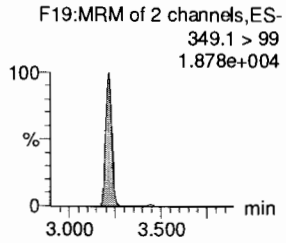


**HFPO-DA**

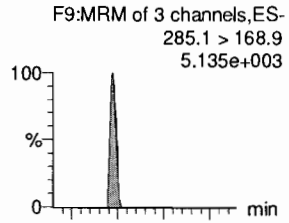


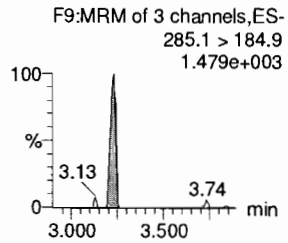


**5:3 FTCA**

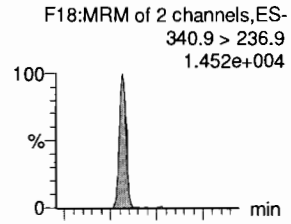


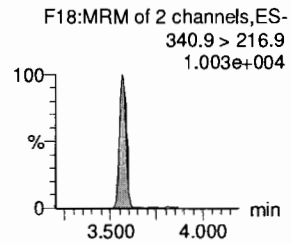


**PFHpA**

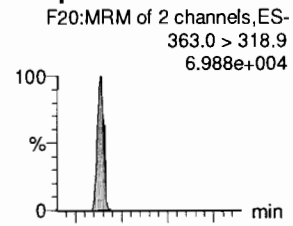


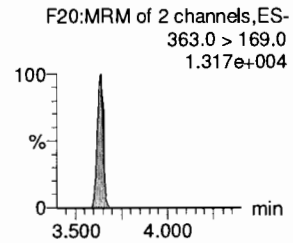


**ADONA**

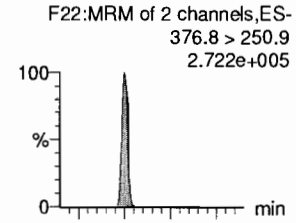


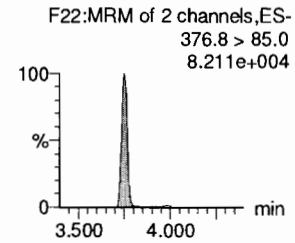


**13C2-PFHxA**

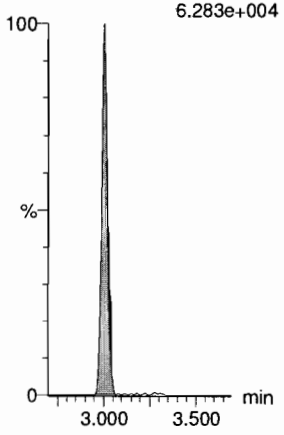


**13C3-PFBS**

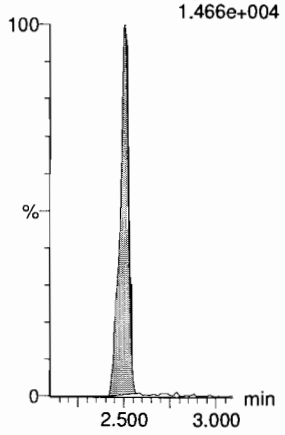


**13C3-HFPO-DA**




**13C4-PFHpA**

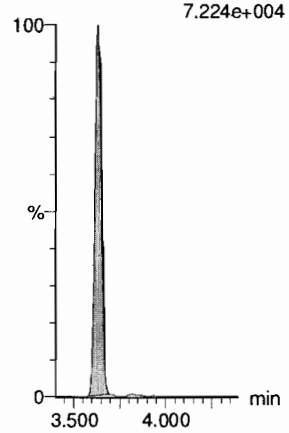


**13C4-PFHpA**

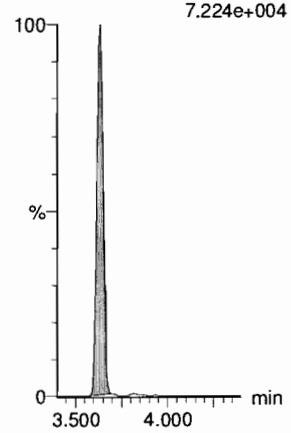


**13C4-PFHpA**

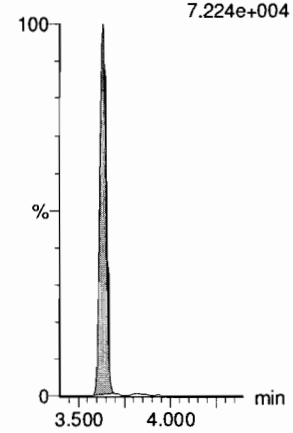

Dataset: F:\Projects\PFAS.PRO\Results\190807M4\190807M4-60.qld

Last Altered: Thursday, August 08, 2019 08:56:31 Pacific Daylight Time
Printed: Thursday, August 08, 2019 08:58:38 Pacific Daylight Time

**Name: 190807M4_60, Date: 08-Aug-2019, Time: 04:16:25, ID: ST190807M4-13 PFC CS3 19G2306, Description: PFC CS3 19G2306**

**L-PFHxS**

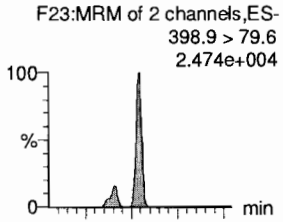


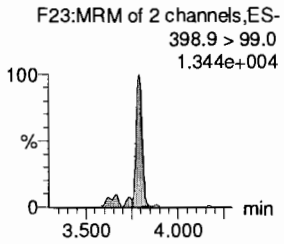


**6:2 FTS**

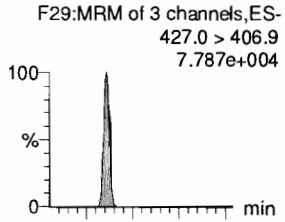


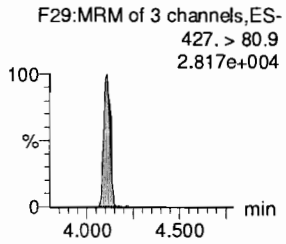


**L-PFOA**

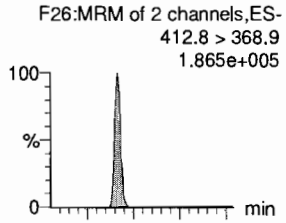


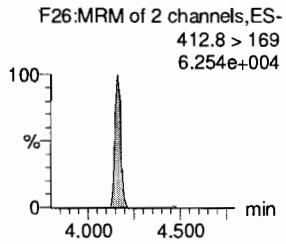


**PFEChS**

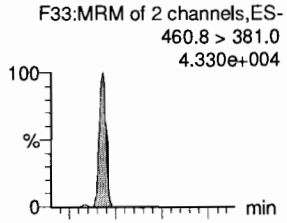


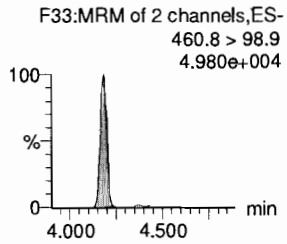


**PFHpS**

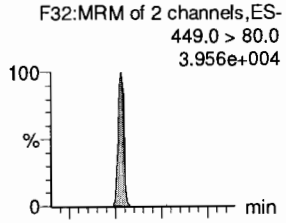


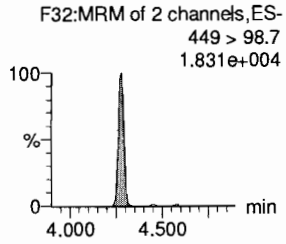


**7:3 FTCA**

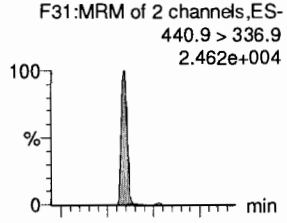


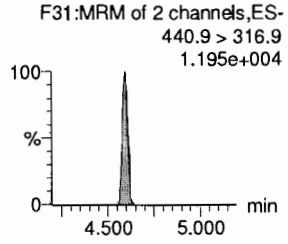


**13C3-PFHxS**

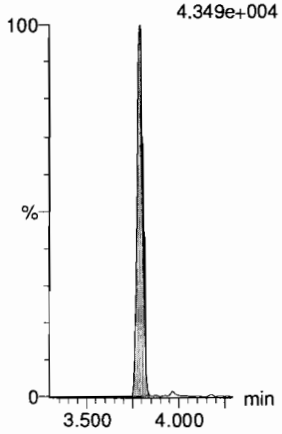


**13C2-6:2 FTS**

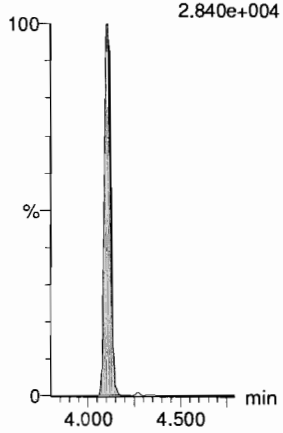


**13C2-PFOA**

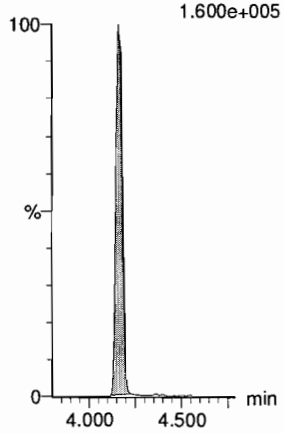


**13C2-PFOA**

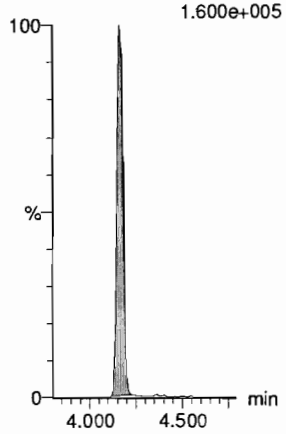


**13C8-PFOS**

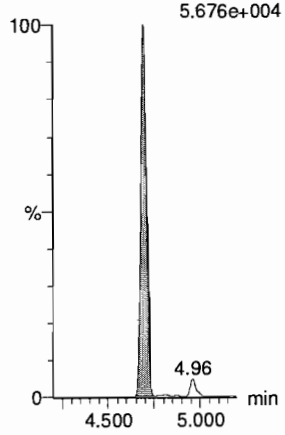


**13C5-PFNA**

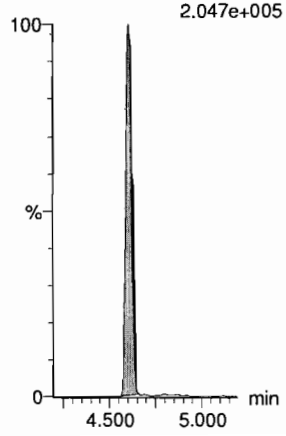

Dataset: F:\Projects\PFAS.PRO\Results\190807M4\190807M4-60.qld

Last Altered: Thursday, August 08, 2019 08:56:31 Pacific Daylight Time
Printed: Thursday, August 08, 2019 08:58:38 Pacific Daylight Time

**Name: 190807M4_60, Date: 08-Aug-2019, Time: 04:16:25, ID: ST190807M4-13 PFC CS3 19G2306, Description: PFC CS3 19G2306**

**PFNA**

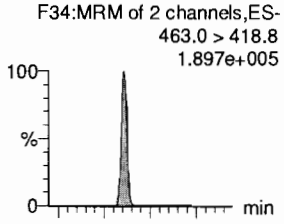


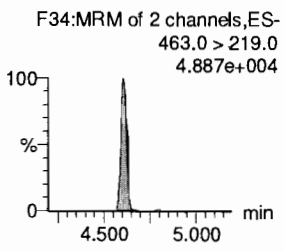


**PFOSA**

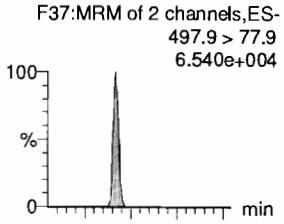


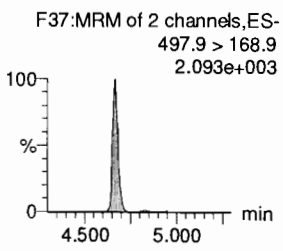


**L-PFOS**

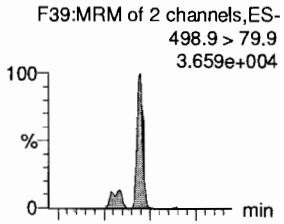


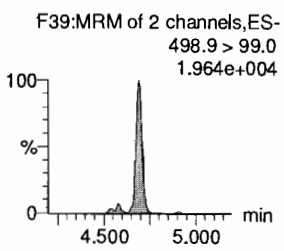


**9Cl-PF30NS**

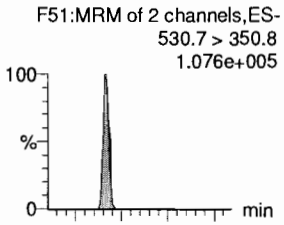


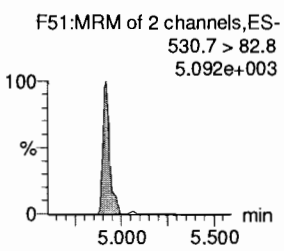


**PFDA**

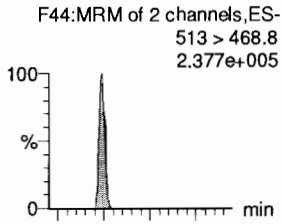


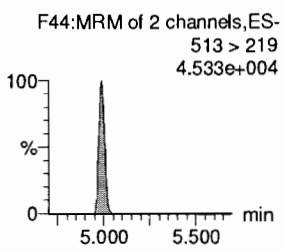


**8:2 FTS**

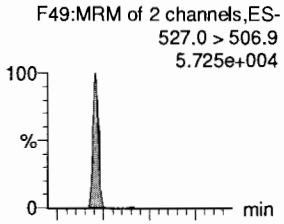


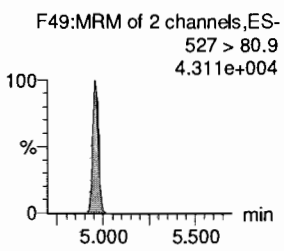


**13C5-PFNA**

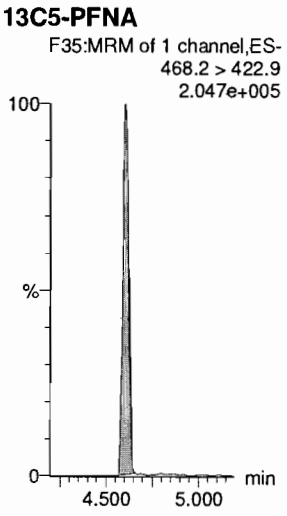


**13C8-PFOSA**

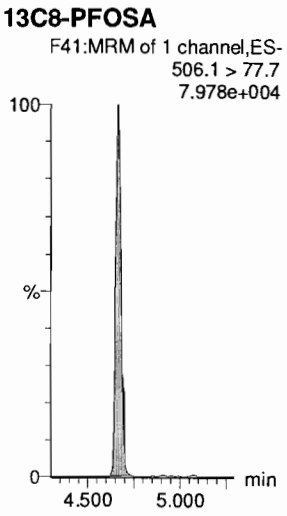


**13C8-PFOS**

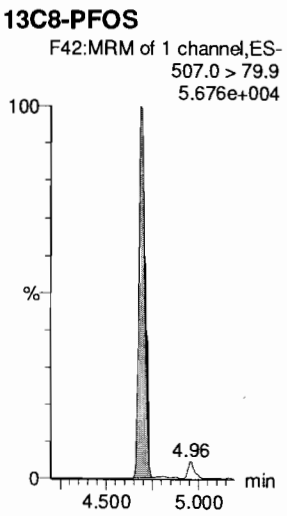


**13C8-PFOS**

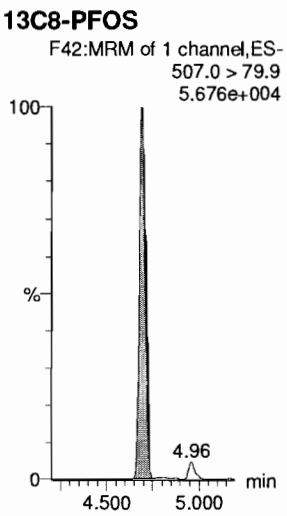


**13C2-PFDA**

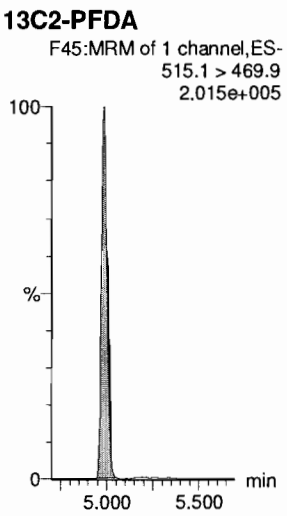


**13C2-8:2 FTS**

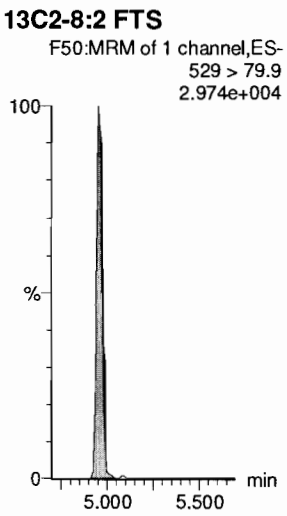

Dataset: F:\Projects\PFAS.PRO\Results\190807M4\190807M4-60.qld

Last Altered: Thursday, August 08, 2019 08:56:31 Pacific Daylight Time
Printed: Thursday, August 08, 2019 08:58:38 Pacific Daylight Time

**Name: 190807M4_60, Date: 08-Aug-2019, Time: 04:16:25, ID: ST190807M4-13 PFC CS3 19G2306, Description: PFC CS3 19G2306**

**PFNS**

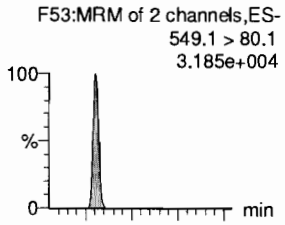


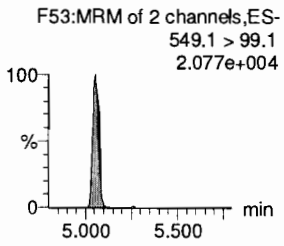


**L-MeFOSAA**

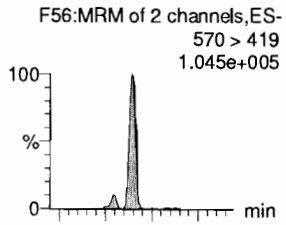


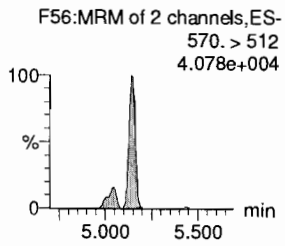


**L-EtFOSAA**

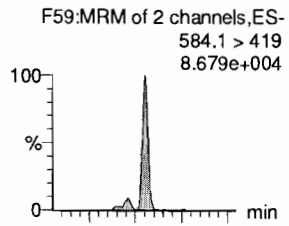


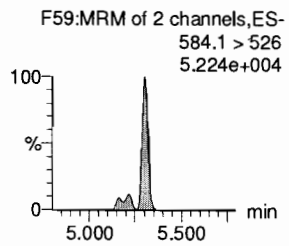


**PFUdA**

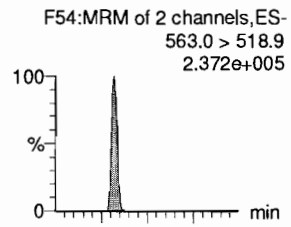


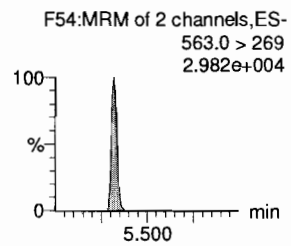


**PFDS**

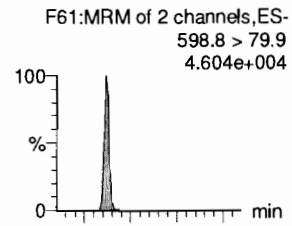


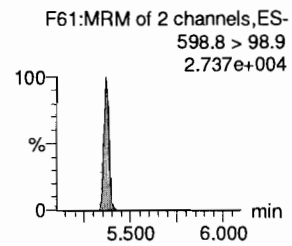


**11Cl-PF30UdS**

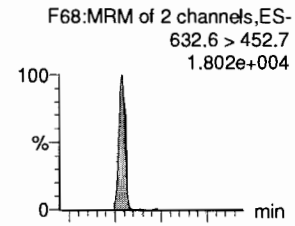


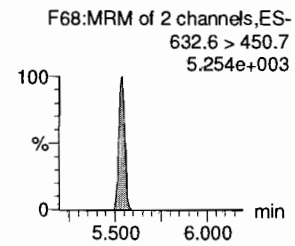


**13C8-PFOS**

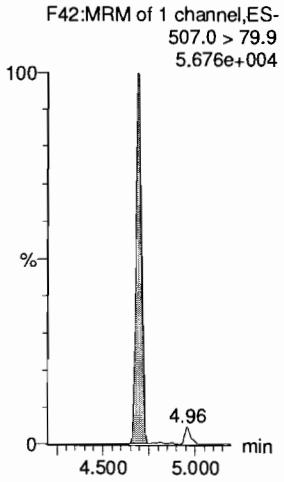


**d3-N-MeFOSAA**

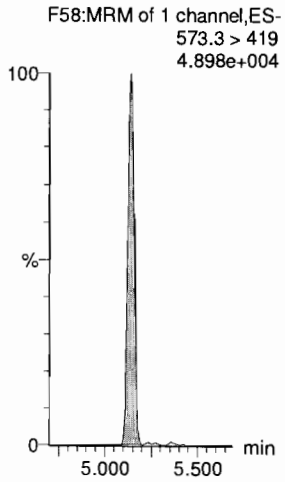


**d5-N-EtFOSAA**

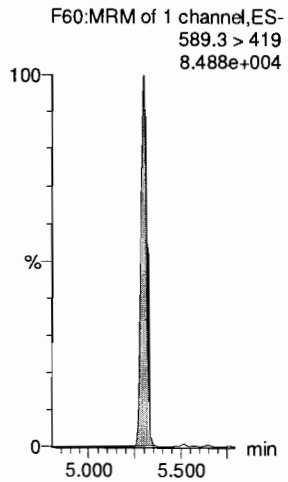


**13C2-PFUdA**

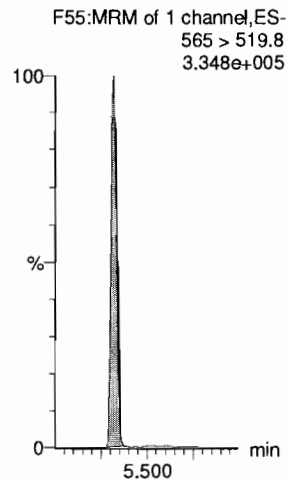


**13C2-8:2 FTS**

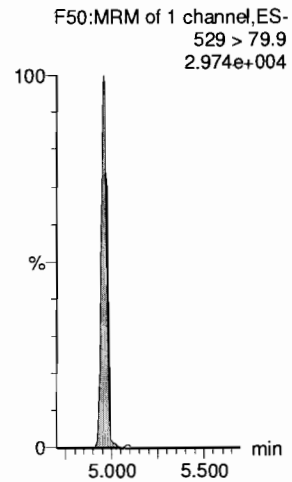


**13C2-PFDoA**

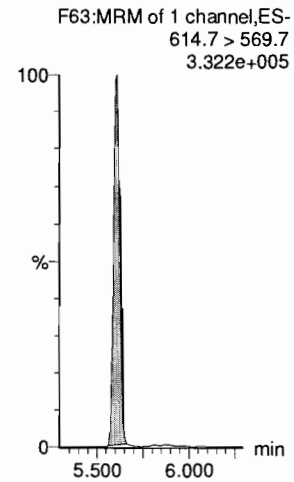

Dataset: F:\Projects\PFAS.PRO\Results\190807M4\190807M4-60.qld

Last Altered: Thursday, August 08, 2019 08:56:31 Pacific Daylight Time
Printed: Thursday, August 08, 2019 08:58:38 Pacific Daylight Time

**Name: 190807M4_60, Date: 08-Aug-2019, Time: 04:16:25, ID: ST190807M4-13 PFC CS3 19G2306, Description: PFC CS3 19G2306**

**10:2 FTS**

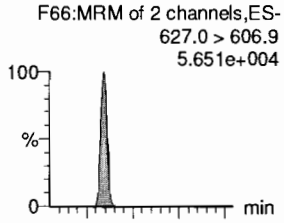


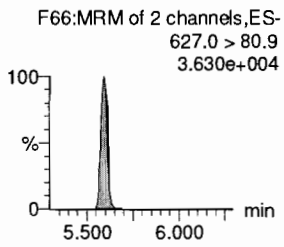


**PFDoA**

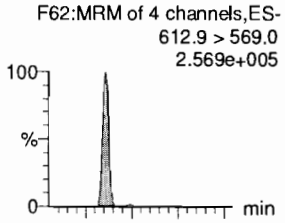


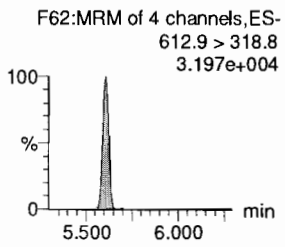


**N-MeFOSA**

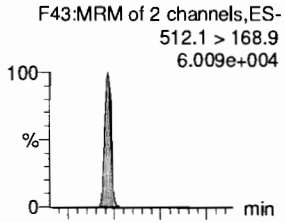


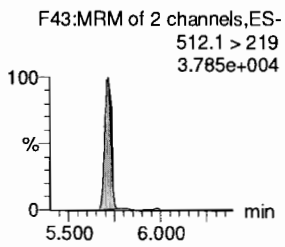


**PFTrDA**

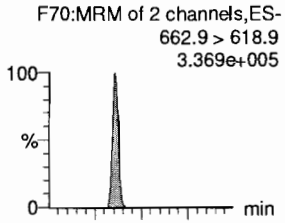


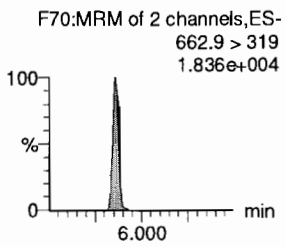


**PFDoS**

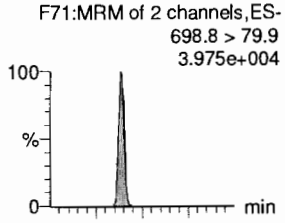


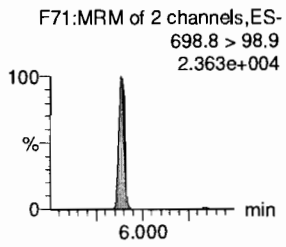


**PFTeDA**

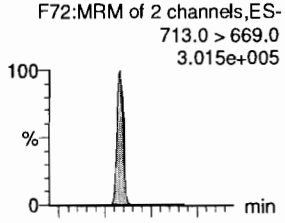


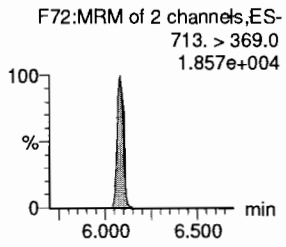


**13C2-PFDoA**

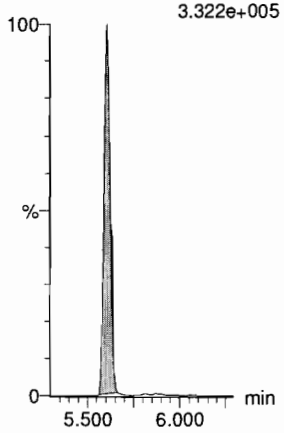


**13C2-PFDoA**

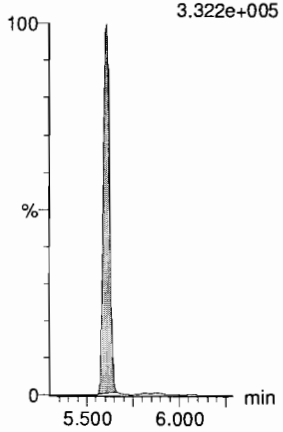


**d3-N-MeFOSA**

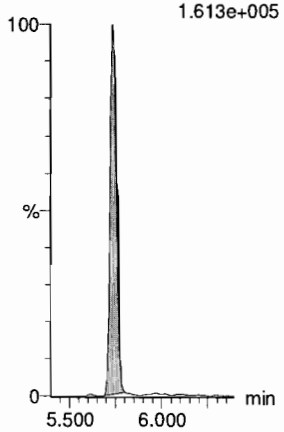


**13C2-PFDoA**

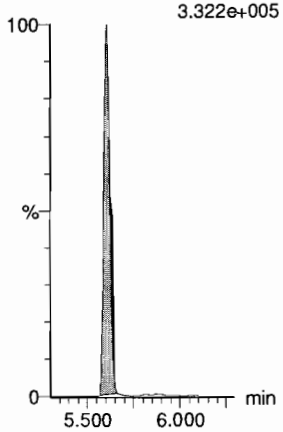


**13C2-PFTeDA**

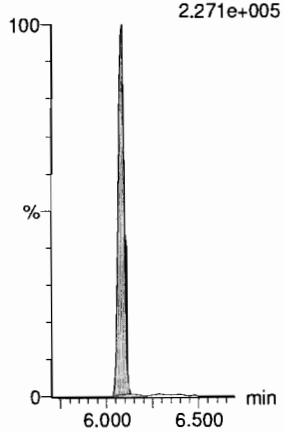


**13C2-PFTeDA**

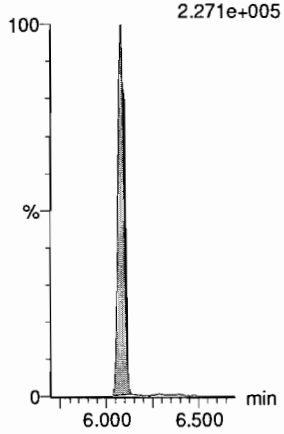

Dataset: F:\Projects\PFAS.PRO\Results\190807M4\190807M4-60.qld

Last Altered: Thursday, August 08, 2019 08:56:31 Pacific Daylight Time
Printed: Thursday, August 08, 2019 08:58:38 Pacific Daylight Time

**Name: 190807M4_60, Date: 08-Aug-2019, Time: 04:16:25, ID: ST190807M4-13 PFC CS3 19G2306, Description: PFC CS3 19G2306**

**N-EtFOSA**

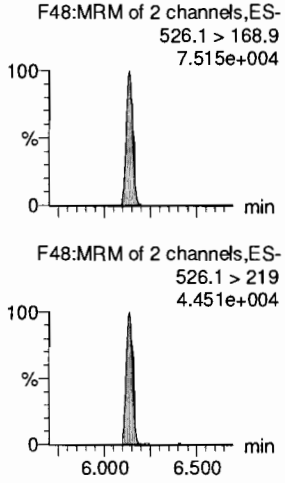


**PFHxDA**

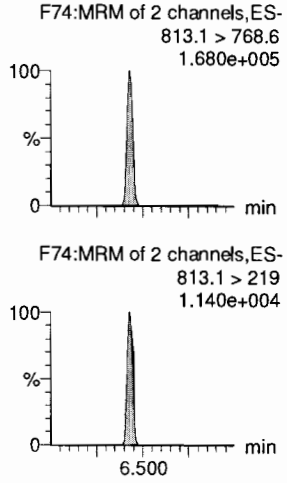


**PFODA**

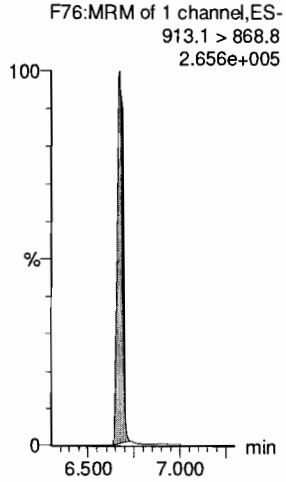


**N-MeFOSE**

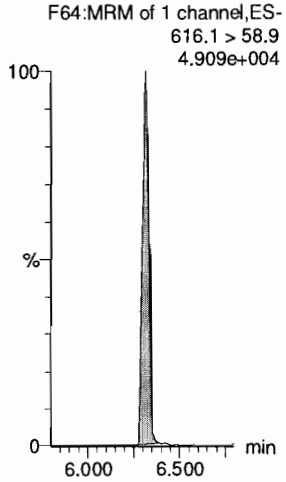


**N-EtFOSE**

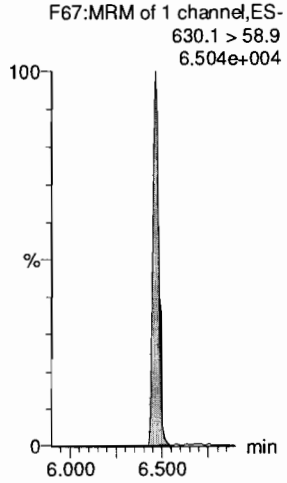


**13C4-PFBA**

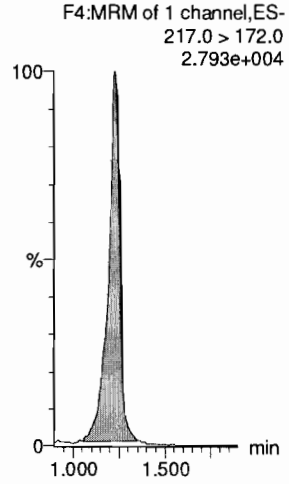


**d5-N-ETFOSA**

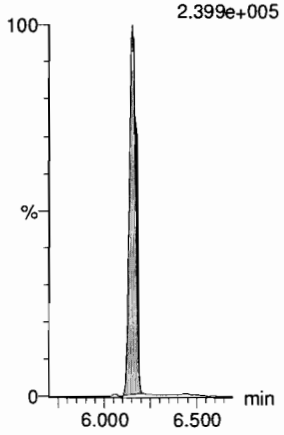


**13C2-PFHxDA**

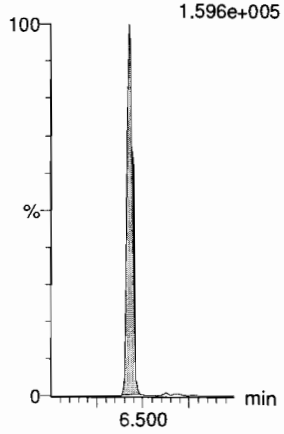


**13C2-PFHxDA**

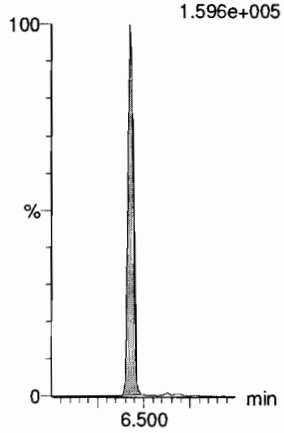


**d7-N-MeFOSE**

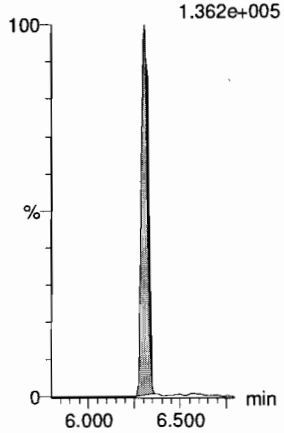


**d9-N-EtFOSE**

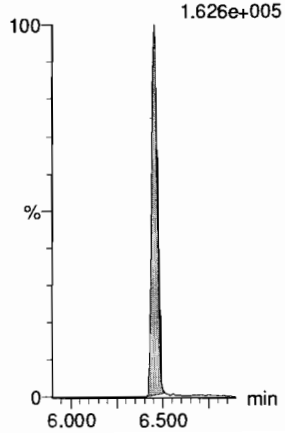


**13C5-PFHxA**

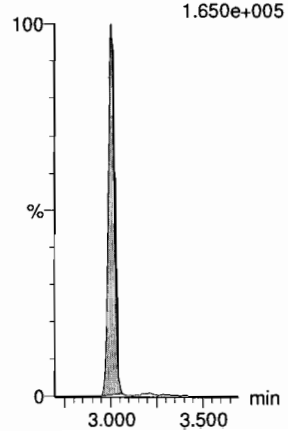

Dataset: F:\Projects\PFAS.PRO\Results\190807M4\190807M4-60.qld

Last Altered: Thursday, August 08, 2019 08:56:31 Pacific Daylight Time
Printed: Thursday, August 08, 2019 08:58:38 Pacific Daylight Time

**Name: 190807M4_60, Date: 08-Aug-2019, Time: 04:16:25, ID: ST190807M4-13 PFC CS3 19G2306, Description: PFC CS3 19G2306**

**13C8-PFOA**

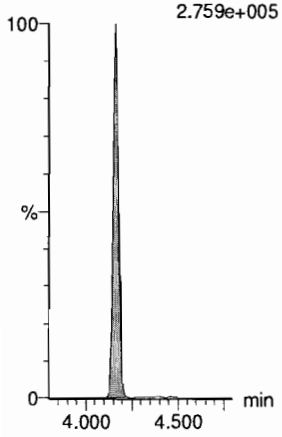


**18O2-PFHxS**

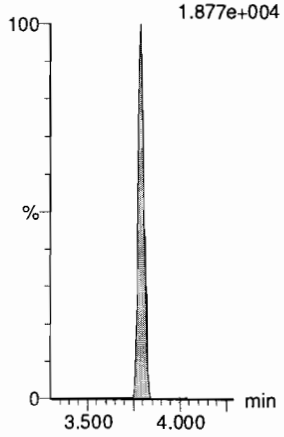


**13C9-PFNA**

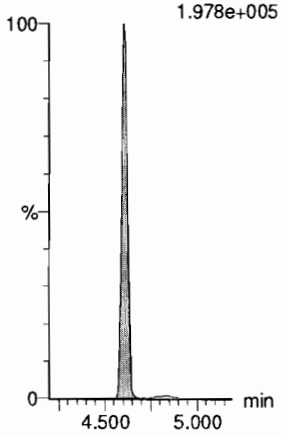


**13C4-PFOS**

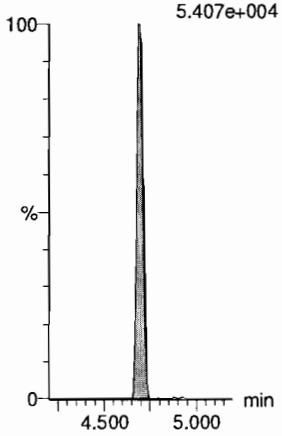


**13C6-PFDA**

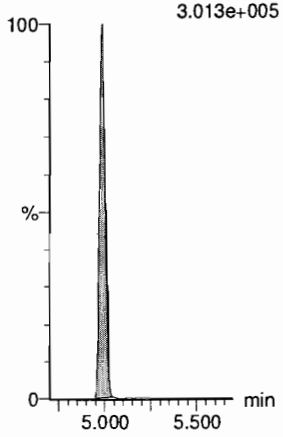


**13C7-PFUdA**

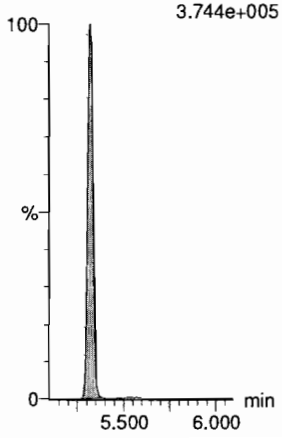

**INITIAL CALIBRATION (ICAL)**

**INCLUDING ASSOCIATED**

**INITIAL CALIBRATION VERIFICATION (ICV) AND INSTRUMENT BLANK (IB)**

Dataset: F:\Projects\PFAS.PRO\Results\190722M1\190722M1-CRV.qld

Last Altered: Monday, July 22, 2019 13:13:35 Pacific Daylight Time
Printed: Monday, July 22, 2019 13:26:17 Pacific Daylight Time

High PE
HFPO-DA = 250
7:3 FTCA
3:3 FTCA = 100
5:3 FTCA
PFDS

Low PE
HFPO-DA = 1

**Method: F:\Projects\PFAS.PRO\MethDB\PFAS_FULL_80C_072219.mdb 22 Jul 2019 13:12:22**
**Calibration: F:\Projects\PFAS.PRO\CurveDB\C18_VAL-PFAS_Q4_07-22-19.cdb 22 Jul 2019 13:13:35**

JM 7/22/19

**Compound name: PFBA**
Correlation coefficient: r = 0.999866, r^2 = 0.999732
Calibration curve: 1.24607 * x + 0.00199996
Response type: Internal Std ( Ref 47 ), Area * ( IS Conc. / IS Area )
Curve type: Linear, Origin: Exclude, Weighting: 1/x, Axis trans: None

| | # | Name | Type | Std. Conc | RT | Area | IS Area | Response | Conc. | %Dev | Conc. Flag | CoD | CoD Flag | x=excluded |
|---|---|---|---|---|---|---|---|---|---|---|---|---|---|---|
| 1 | 1 | 190722M1_4 | Standard | 0.250 | 1.15 | 205.691 | 7535.072 | 0.341 | 0.3 | 8.9 | NO | 1.000 | NO | bb |
| 2 | 2 | 190722M1_5 | Standard | 0.500 | 1.15 | 374.673 | 7667.957 | 0.611 | 0.5 | -2.3 | NO | 1.000 | NO | MM |
| 3 | 3 | 190722M1_6 | Standard | 1.000 | 1.16 | 697.877 | 7940.078 | 1.099 | 0.9 | -12.0 | NO | 1.000 | NO | MM |
| 4 | 4 | 190722M1_7 | Standard | 2.000 | 1.16 | 1497.573 | 7913.104 | 2.366 | 1.9 | -5.2 | NO | 1.000 | NO | MM |
| 5 | 5 | 190722M1_8 | Standard | 5.000 | 1.16 | 4112.893 | 8268.948 | 6.217 | 5.0 | -0.2 | NO | 1.000 | NO | bb |
| 6 | 6 | 190722M1_9 | Standard | 10.000 | 1.15 | 8275.571 | 7860.292 | 13.160 | 10.6 | 5.6 | NO | 1.000 | NO | bb |
| 7 | 7 | 190722M1_10 | Standard | 50.000 | 1.16 | 40213.590 | 7803.057 | 64.420 | 51.7 | 3.4 | NO | 1.000 | NO | bb |
| 8 | 8 | 190722M1_11 | Standard | 100.000 | 1.16 | 81006.617 | 7935.086 | 127.608 | 102.4 | 2.4 | NO | 1.000 | NO | bb |
| 9 | 9 | 190722M1_12 | Standard | 250.000 | 1.16 | 194562.391 | 7764.940 | 313.207 | 251.4 | 0.5 | NO | 1.000 | NO | bb |
| 10 | 10 | 190722M1_13 | Standard | 500.000 | 1.16 | 381731.438 | 7748.437 | 615.820 | 494.2 | -1.2 | NO | 1.000 | NO | bb |

**Compound name: PFPrS**
Coefficient of Determination: R^2 = 0.999175
Calibration curve: 0.000485085 * x^2 + 0.946971 * x + -0.183868
Response type: Internal Std ( Ref 49 ), Area * ( IS Conc. / IS Area )
Curve type: 2nd Order, Origin: Exclude, Weighting: 1/x, Axis trans: None

| | # | Name | Type | Std. Conc | RT | Area | IS Area | Response | Conc. | %Dev | Conc. Flag | CoD | CoD Flag | x=excluded |
|---|---|---|---|---|---|---|---|---|---|---|---|---|---|---|
| 1 | 1 | 190722M1_4 | Standard | 0.250 | 1.52 | 20.361 | 2236.356 | 0.114 | 0.3 | 25.7 | NO | 0.999 | NO | MM |
| 2 | 2 | 190722M1_5 | Standard | 0.500 | 1.51 | 50.173 | 2328.057 | 0.269 | 0.5 | -4.3 | NO | 0.999 | NO | MM |
| 3 | 3 | 190722M1_6 | Standard | 1.000 | 1.53 | 130.598 | 2135.009 | 0.765 | 1.0 | 0.1 | NO | 0.999 | NO | MM |
| 4 | 4 | 190722M1_7 | Standard | 2.000 | 1.52 | 302.588 | 2286.379 | 1.654 | 1.9 | -3.0 | NO | 0.999 | NO | bb |
| 5 | 5 | 190722M1_8 | Standard | 5.000 | 1.52 | 795.707 | 2378.276 | 4.182 | 4.6 | -8.0 | NO | 0.999 | NO | MM |
| 6 | 6 | 190722M1_9 | Standard | 10.000 | 1.52 | 1540.571 | 2169.553 | 8.876 | 9.5 | -4.8 | NO | 0.999 | NO | MM |
| 7 | 7 | 190722M1_10 | Standard | 50.000 | 1.52 | 7635.215 | 2223.375 | 42.926 | 44.5 | -11.0 | NO | 0.999 | NO | bb |
| 8 | 8 | 190722M1_11 | Standard | 100.000 | 1.52 | 16993.711 | 2050.346 | 103.603 | 104.1 | 4.1 | NO | 0.999 | NO | MM |
| 9 | 9 | 190722M1_12 | Standard | 250.000 | 1.52 | 39975.602 | 1839.875 | 271.592 | 254.0 | 1.6 | NO | 0.999 | NO | MM |
| 10 | 10 | 190722M1_13 | Standard | 500.000 | 1.52 | 79009.047 | 1668.475 | 591.926 | 498.2 | -0.4 | NO | 0.999 | NO | MM |

CdH 7/22/19

Vista Analytical Laboratory

Dataset: F:\Projects\PFAS.PRO\Results\190722M1\190722M1-CRV.qld

Last Altered: Monday, July 22, 2019 13:13:35 Pacific Daylight Time
Printed: Monday, July 22, 2019 13:26:17 Pacific Daylight Time

**Compound name: 3:3 FTCA**
Coefficient of Determination: R^2 = 0.999283
Calibration curve: 2.19065e-005 * x^2 + 0.034454 * x + -0.00306612
Response type: Internal Std ( Ref 48 ), Area * ( IS Conc. / IS Area )
Curve type: 2nd Order, Origin: Exclude, Weighting: 1/x, Axis trans: None

| | # | Name | Type | Std. Conc | RT | Area | IS Area | Response | Conc. | %Dev | Conc. Flag | CoD | CoD Flag | x=excluded |
|---|---|---|---|---|---|---|---|---|---|---|---|---|---|---|
| 1 | 1 | 190722M1_4 | Standard | 0.250 | 1.97 | 8.341 | 15615.620 | 0.007 | 0.3 | 13.1 | NO | 0.999 | NO | MM |
| 2 | 2 | 190722M1_5 | Standard | 0.500 | 1.99 | 17.697 | 15644.763 | 0.014 | 0.5 | -0.2 | NO | 0.999 | NO | bb |
| 3 | 3 | 190722M1_6 | Standard | 1.000 | 1.99 | 38.693 | 15402.321 | 0.031 | 1.0 | -0.0 | NO | 0.999 | NO | bb |
| 4 | 4 | 190722M1_7 | Standard | 2.000 | 1.99 | 82.801 | 16573.887 | 0.062 | 1.9 | -5.0 | NO | 0.999 | NO | MM |
| 5 | 5 | 190722M1_8 | Standard | 5.000 | 2.00 | 210.851 | 16136.088 | 0.163 | 4.8 | -3.7 | NO | 0.999 | NO | bb |
| 6 | 6 | 190722M1_9 | Standard | 10.000 | 1.99 | 398.344 | 15546.884 | 0.320 | 9.3 | -6.7 | NO | 0.999 | NO | bb |
| 7 | 7 | 190722M1_10 | Standard | 50.000 | 2.00 | 2297.046 | 15661.723 | 1.833 | 51.6 | 3.2 | NO | 0.999 | NO | db |
| 8 | 8 | 190722M1_11 | Standard | 100.000 | 2.00 | 4508.315 | 15504.576 | 3.635 | 99.3 | -0.7 | NO | 0.999 | NO | bb |
| 9 | 9 | 190722M1_12 | Standard | 250.000 | 2.00 | 11063.976 | 14045.382 | 9.847 | 247.1 | -1.2 | NO | 0.999 | NO | bbX |
| 10 | 10 | 190722M1_13 | Standard | 500.000 | 1.99 | 4674.946 | 13207.372 | 4.425 | 119.4 | -76.1 | YES | 0.999 | NO | bbX |

**Compound name: PFPeA**
Correlation coefficient: r = 0.999912, r^2 = 0.999823
Calibration curve: 0.926196 * x + -0.0150139
Response type: Internal Std ( Ref 48 ), Area * ( IS Conc. / IS Area )
Curve type: Linear, Origin: Exclude, Weighting: 1/x, Axis trans: None

| | # | Name | Type | Std. Conc | RT | Area | IS Area | Response | Conc. | %Dev | Conc. Flag | CoD | CoD Flag | x=excluded |
|---|---|---|---|---|---|---|---|---|---|---|---|---|---|---|
| 1 | 1 | 190722M1_4 | Standard | 0.250 | 2.15 | 296.510 | 15615.620 | 0.237 | 0.3 | 9.0 | NO | 1.000 | NO | MM |
| 2 | 2 | 190722M1_5 | Standard | 0.500 | 2.15 | 522.050 | 15644.763 | 0.417 | 0.5 | -6.7 | NO | 1.000 | NO | bb |
| 3 | 3 | 190722M1_6 | Standard | 1.000 | 2.15 | 1074.948 | 15402.321 | 0.872 | 1.0 | -4.2 | NO | 1.000 | NO | bb |
| 4 | 4 | 190722M1_7 | Standard | 2.000 | 2.15 | 2381.022 | 16573.887 | 1.796 | 2.0 | -2.2 | NO | 1.000 | NO | bb |
| 5 | 5 | 190722M1_8 | Standard | 5.000 | 2.15 | 6167.493 | 16136.088 | 4.778 | 5.2 | 3.5 | NO | 1.000 | NO | MM |
| 6 | 6 | 190722M1_9 | Standard | 10.000 | 2.15 | 11428.299 | 15546.884 | 9.189 | 9.9 | -0.6 | NO | 1.000 | NO | MM |
| 7 | 7 | 190722M1_10 | Standard | 50.000 | 2.15 | 59268.148 | 15661.723 | 47.303 | 51.1 | 2.2 | NO | 1.000 | NO | bb |
| 8 | 8 | 190722M1_11 | Standard | 100.000 | 2.15 | 115296.305 | 15504.576 | 92.953 | 100.4 | 0.4 | NO | 1.000 | NO | bb |
| 9 | 9 | 190722M1_12 | Standard | 250.000 | 2.15 | 255015.141 | 14045.382 | 226.956 | 245.1 | -2.0 | NO | 1.000 | NO | bb |
| 10 | 10 | 190722M1_13 | Standard | 500.000 | 2.15 | 492677.250 | 13207.372 | 466.290 | 503.5 | 0.7 | NO | 1.000 | NO | bb |

Vista Analytical Laboratory

Dataset: F:\Projects\PFAS.PRO\Results\190722M1\190722M1-CRV.qld

Last Altered: Monday, July 22, 2019 13:13:35 Pacific Daylight Time
Printed: Monday, July 22, 2019 13:26:17 Pacific Daylight Time

**Compound name: PFBS**
Correlation coefficient: r = 0.999795, r^2 = 0.999590
Calibration curve: 2.27622 * x + -0.0754669
Response type: Internal Std ( Ref 49 ), Area * ( IS Conc. / IS Area )
Curve type: Linear, Origin: Exclude, Weighting: 1/x, Axis trans: None

| | # | Name | Type | Std. Conc | RT | Area | IS Area | Response | Conc. | %Dev | Conc. Flag | CoD | CoD Flag | x=excluded |
|---|---|---|---|---|---|---|---|---|---|---|---|---|---|---|
| 1 | 1 | 190722M1_4 | Standard | 0.250 | 2.45 | 92.299 | 2236.356 | 0.516 | 0.3 | 3.9 | NO | 1.000 | NO | bb |
| 2 | 2 | 190722M1_5 | Standard | 0.500 | 2.44 | 193.730 | 2328.057 | 1.040 | 0.5 | -2.0 | NO | 1.000 | NO | bb |
| 3 | 3 | 190722M1_6 | Standard | 1.000 | 2.45 | 342.157 | 2135.009 | 2.003 | 0.9 | -8.7 | NO | 1.000 | NO | bb |
| 4 | 4 | 190722M1_7 | Standard | 2.000 | 2.45 | 815.520 | 2286.379 | 4.459 | 2.0 | -0.4 | NO | 1.000 | NO | bb |
| 5 | 5 | 190722M1_8 | Standard | 5.000 | 2.45 | 2109.984 | 2378.276 | 11.090 | 4.9 | -1.9 | NO | 1.000 | NO | bb |
| 6 | 6 | 190722M1_9 | Standard | 10.000 | 2.45 | 4125.201 | 2169.553 | 23.768 | 10.5 | 4.7 | NO | 1.000 | NO | bb |
| 7 | 7 | 190722M1_10 | Standard | 50.000 | 2.45 | 20523.697 | 2223.375 | 115.386 | 50.7 | 1.5 | NO | 1.000 | NO | bb |
| 8 | 8 | 190722M1_11 | Standard | 100.000 | 2.45 | 39162.527 | 2050.346 | 238.756 | 104.9 | 4.9 | NO | 1.000 | NO | bb |
| 9 | 9 | 190722M1_12 | Standard | 250.000 | 2.45 | 82227.227 | 1839.875 | 558.647 | 245.5 | -1.8 | NO | 1.000 | NO | bb |
| 10 | 10 | 190722M1_13 | Standard | 500.000 | 2.45 | 151478.656 | 1668.475 | 1134.859 | 498.6 | -0.3 | NO | 1.000 | NO | bb |

**Compound name: 4:2 FTS**
Coefficient of Determination: R^2 = 0.999884
Calibration curve: -0.000681037 * x^2 + 2.53383 * x + -0.100616
Response type: Internal Std ( Ref 51 ), Area * ( IS Conc. / IS Area )
Curve type: 2nd Order, Origin: Exclude, Weighting: 1/x, Axis trans: None

| | # | Name | Type | Std. Conc | RT | Area | IS Area | Response | Conc. | %Dev | Conc. Flag | CoD | CoD Flag | x=excluded |
|---|---|---|---|---|---|---|---|---|---|---|---|---|---|---|
| 1 | 1 | 190722M1_4 | Standard | 0.250 | 2.88 | 156.029 | 3670.744 | 0.531 | 0.2 | -0.2 | NO | 1.000 | NO | bb |
| 2 | 2 | 190722M1_5 | Standard | 0.500 | 2.87 | 421.413 | 3757.099 | 1.402 | 0.6 | 18.6 | NO | 1.000 | NO | bb |
| 3 | 3 | 190722M1_6 | Standard | 1.000 | 2.88 | 622.423 | 3580.179 | 2.173 | 0.9 | -10.2 | NO | 1.000 | NO | bb |
| 4 | 4 | 190722M1_7 | Standard | 2.000 | 2.88 | 1453.074 | 3900.635 | 4.657 | 1.9 | -6.1 | NO | 1.000 | NO | bb |
| 5 | 5 | 190722M1_8 | Standard | 5.000 | 2.88 | 3772.077 | 3671.611 | 12.842 | 5.1 | 2.3 | NO | 1.000 | NO | bb |
| 6 | 6 | 190722M1_9 | Standard | 10.000 | 2.88 | 6978.543 | 3615.187 | 24.129 | 9.6 | -4.1 | NO | 1.000 | NO | bb |
| 7 | 7 | 190722M1_10 | Standard | 50.000 | 2.88 | 32919.199 | 3349.761 | 122.842 | 49.2 | -1.7 | NO | 1.000 | NO | bb |
| 8 | 8 | 190722M1_11 | Standard | 100.000 | 2.88 | 61643.371 | 3083.802 | 249.868 | 101.4 | 1.4 | NO | 1.000 | NO | bb |
| 9 | 9 | 190722M1_12 | Standard | 250.000 | 2.88 | 118444.344 | 2504.447 | 591.170 | 250.2 | 0.1 | NO | 1.000 | NO | bb |
| 10 | 10 | 190722M1_13 | Standard | 500.000 | 2.88 | 203093.719 | 2316.492 | 1095.912 | 499.7 | -0.1 | NO | 1.000 | NO | bb |

Dataset: F:\Projects\PFAS.PRO\Results\190722M1\190722M1-CRV.qld

Last Altered: Monday, July 22, 2019 13:13:35 Pacific Daylight Time
Printed: Monday, July 22, 2019 13:26:17 Pacific Daylight Time

**Compound name: PFHxA**
Correlation coefficient: r = 0.999007, r^2 = 0.998015
Calibration curve: 0.876467 * x + 0.0616289
Response type: Internal Std ( Ref 52 ), Area * ( IS Conc. / IS Area )
Curve type: Linear, Origin: Include, Weighting: 1/x, Axis trans: None

| | # | Name | Type | Std. Conc | RT | Area | IS Area | Response | Conc. | %Dev | Conc. Flag | CoD | CoD Flag | x=excluded |
|---|---|---|---|---|---|---|---|---|---|---|---|---|---|---|
| 1 | 1 | 190722M1_4 | Standard | 0.250 | 2.96 | 635.012 | 12177.271 | 0.261 | 0.2 | -9.1 | NO | 0.998 | NO | bb |
| 2 | 2 | 190722M1_5 | Standard | 0.500 | 2.96 | 1326.920 | 12908.381 | 0.514 | 0.5 | 3.2 | NO | 0.998 | NO | bb |
| 3 | 3 | 190722M1_6 | Standard | 1.000 | 2.97 | 2297.481 | 11943.897 | 0.962 | 1.0 | 2.7 | NO | 0.998 | NO | bb |
| 4 | 4 | 190722M1_7 | Standard | 2.000 | 2.96 | 4823.463 | 13020.162 | 1.852 | 2.0 | 2.2 | NO | 0.998 | NO | bb |
| 5 | 5 | 190722M1_8 | Standard | 5.000 | 2.96 | 12505.828 | 13060.069 | 4.788 | 5.4 | 7.8 | NO | 0.998 | NO | bb |
| 6 | 6 | 190722M1_9 | Standard | 10.000 | 2.96 | 22780.172 | 12196.678 | 9.339 | 10.6 | 5.8 | NO | 0.998 | NO | bb |
| 7 | 7 | 190722M1_10 | Standard | 50.000 | 2.96 | 118417.344 | 12268.250 | 48.262 | 55.0 | 10.0 | NO | 0.998 | NO | bb |
| 8 | 8 | 190722M1_11 | Standard | 100.000 | 2.97 | 227961.234 | 11871.380 | 96.013 | 109.5 | 9.5 | NO | 0.998 | NO | bb |
| 9 | 9 | 190722M1_12 | Standard | 250.000 | 2.97 | 476333.875 | 11058.899 | 215.362 | 245.6 | -1.7 | NO | 0.998 | NO | bb |
| 10 | 10 | 190722M1_13 | Standard | 500.000 | 2.97 | 860983.375 | 10046.051 | 428.518 | 488.8 | -2.2 | NO | 0.998 | NO | bb |

**Compound name: PFPeS**
Coefficient of Determination: R^2 = 0.999023
Calibration curve: -0.000714377 * x^2 + 1.61311 * x + -0.0331084
Response type: Internal Std ( Ref 49 ), Area * ( IS Conc. / IS Area )
Curve type: 2nd Order, Origin: Exclude, Weighting: 1/x, Axis trans: None

| | # | Name | Type | Std. Conc | RT | Area | IS Area | Response | Conc. | %Dev | Conc. Flag | CoD | CoD Flag | x=excluded |
|---|---|---|---|---|---|---|---|---|---|---|---|---|---|---|
| 1 | 1 | 190722M1_4 | Standard | 0.250 | 3.17 | 65.437 | 2236.356 | 0.366 | 0.2 | -1.1 | NO | 0.999 | NO | bb |
| 2 | 2 | 190722M1_5 | Standard | 0.500 | 3.17 | 137.134 | 2328.057 | 0.736 | 0.5 | -4.6 | NO | 0.999 | NO | bb |
| 3 | 3 | 190722M1_6 | Standard | 1.000 | 3.17 | 239.597 | 2135.009 | 1.403 | 0.9 | -11.0 | NO | 0.999 | NO | bb |
| 4 | 4 | 190722M1_7 | Standard | 2.000 | 3.17 | 564.167 | 2286.379 | 3.084 | 1.9 | -3.3 | NO | 0.999 | NO | bb |
| 5 | 5 | 190722M1_8 | Standard | 5.000 | 3.17 | 1674.088 | 2378.276 | 8.799 | 5.5 | 9.8 | NO | 0.999 | NO | bb |
| 6 | 6 | 190722M1_9 | Standard | 10.000 | 3.17 | 3014.743 | 2169.553 | 17.370 | 10.8 | 8.4 | NO | 0.999 | NO | bd |
| 7 | 7 | 190722M1_10 | Standard | 50.000 | 3.17 | 14162.873 | 2223.375 | 79.625 | 50.5 | 1.0 | NO | 0.999 | NO | bb |
| 8 | 8 | 190722M1_11 | Standard | 100.000 | 3.17 | 26272.701 | 2050.346 | 160.172 | 104.1 | 4.1 | NO | 0.999 | NO | bb |
| 9 | 9 | 190722M1_12 | Standard | 250.000 | 3.17 | 50629.770 | 1839.875 | 343.976 | 238.4 | -4.6 | NO | 0.999 | NO | bb |
| 10 | 10 | 190722M1_13 | Standard | 500.000 | 3.17 | 84613.969 | 1668.475 | 633.917 | 506.7 | 1.3 | NO | 0.999 | NO | bb |

Dataset: F:\Projects\PFAS.PRO\Results\190722M1\190722M1-CRV.qld

Last Altered: Monday, July 22, 2019 13:13:35 Pacific Daylight Time
Printed: Monday, July 22, 2019 13:26:17 Pacific Daylight Time

**Compound name: HFPO-DA**
Coefficient of Determination: R^2 = 0.991970
Calibration curve: -0.00118486 * x^2 + 0.675421 * x + -0.203895
Response type: Internal Std ( Ref 50 ), Area * ( IS Conc. / IS Area )
Curve type: 2nd Order, Origin: Include, Weighting: 1/x, Axis trans: None

| | # | Name | Type | Std. Conc | RT | Area | IS Area | Response | Conc. | %Dev | Conc. Flag | CoD | CoD Flag | x=excluded |
|---|---|---|---|---|---|---|---|---|---|---|---|---|---|---|
| 1 | 1 | 190722M1_4 | Standard | 0.250 | 3.18 | 34.880 | 1911.858 | 0.091 | 0.4 | 74.9 | YES | 0.992 | NO | bbX |
| 2 | 2 | 190722M1_5 | Standard | 0.500 | 3.17 | 133.862 | 1900.246 | 0.352 | 0.8 | 64.9 | YES | 0.992 | NO | bbX |
| 3 | 3 | 190722M1_6 | Standard | 1.000 | 3.18 | 122.225 | 1798.144 | 0.340 | 0.8 | -19.4 | NO | 0.992 | NO | bb |
| 4 | 4 | 190722M1_7 | Standard | 2.000 | 3.17 | 425.952 | 1502.926 | 1.417 | 2.4 | 20.5 | NO | 0.992 | NO | bb |
| 5 | 5 | 190722M1_8 | Standard | 5.000 | 3.17 | 980.957 | 1823.471 | 2.690 | 4.3 | -13.7 | NO | 0.992 | NO | bb |
| 6 | 6 | 190722M1_9 | Standard | 10.000 | 3.18 | 1479.204 | 1583.915 | 4.669 | 7.3 | -26.9 | NO | 0.992 | NO | bb |
| 7 | 7 | 190722M1_10 | Standard | 50.000 | 3.17 | 10338.313 | 1516.116 | 34.095 | 56.4 | 12.7 | NO | 0.992 | NO | bb |
| 8 | 8 | 190722M1_11 | Standard | 100.000 | 3.18 | 17605.830 | 1625.359 | 54.160 | 97.0 | -3.0 | NO | 0.992 | NO | bb |
| 9 | 9 | 190722M1_12 | Standard | 250.000 | 3.17 | 32582.572 | 1723.773 | 94.509 | 249.0 | -0.4 | NO | 0.992 | NO | bb |
| 10 | 10 | 190722M1_13 | Standard | 500.000 | 3.18 | 59665.297 | 1164.100 | 256.272 | | | NO | 0.992 | NO | bbXI |

**Compound name: 5:3 FTCA**
Coefficient of Determination: R^2 = 0.999954
Calibration curve: 0.000276123 * x^2 + 0.182638 * x + -0.0100687
Response type: Internal Std ( Ref 53 ), Area * ( IS Conc. / IS Area )
Curve type: 2nd Order, Origin: Exclude, Weighting: 1/x, Axis trans: None

| | # | Name | Type | Std. Conc | RT | Area | IS Area | Response | Conc. | %Dev | Conc. Flag | CoD | CoD Flag | x=excluded |
|---|---|---|---|---|---|---|---|---|---|---|---|---|---|---|
| 1 | 1 | 190722M1_4 | Standard | 0.250 | 3.52 | 46.653 | 15466.499 | 0.038 | 0.3 | 4.6 | NO | 1.000 | NO | bb |
| 2 | 2 | 190722M1_5 | Standard | 0.500 | 3.52 | 103.871 | 16469.510 | 0.079 | 0.5 | -2.7 | NO | 1.000 | NO | bb |
| 3 | 3 | 190722M1_6 | Standard | 1.000 | 3.52 | 204.981 | 15694.526 | 0.163 | 0.9 | -5.2 | NO | 1.000 | NO | bb |
| 4 | 4 | 190722M1_7 | Standard | 2.000 | 3.52 | 468.877 | 16354.851 | 0.358 | 2.0 | 0.6 | NO | 1.000 | NO | bb |
| 5 | 5 | 190722M1_8 | Standard | 5.000 | 3.52 | 1240.769 | 16565.537 | 0.936 | 5.1 | 2.8 | NO | 1.000 | NO | bb |
| 6 | 6 | 190722M1_9 | Standard | 10.000 | 3.52 | 2221.937 | 15015.037 | 1.850 | 10.0 | 0.3 | NO | 1.000 | NO | bb |
| 7 | 7 | 190722M1_10 | Standard | 50.000 | 3.52 | 12012.357 | 15372.816 | 9.768 | 49.8 | -0.4 | NO | 1.000 | NO | bb |
| 8 | 8 | 190722M1_11 | Standard | 100.000 | 3.52 | 24231.244 | 14399.047 | 21.035 | 100.1 | 0.1 | NO | 1.000 | NO | bb |
| 9 | 9 | 190722M1_12 | Standard | 250.000 | 3.52 | 60118.285 | 12478.941 | 60.220 | 241.6 | -3.4 | NO | 1.000 | NO | bbX |
| 10 | 10 | 190722M1_13 | Standard | 500.000 | 3.52 | 24303.627 | 10512.502 | 28.898 | 132.0 | -73.6 | YES | 1.000 | NO | bbX |

Vista Analytical Laboratory

Dataset: F:\Projects\PFAS.PRO\Results\190722M1\190722M1-CRV.qld

Last Altered: Monday, July 22, 2019 13:13:35 Pacific Daylight Time
Printed: Monday, July 22, 2019 13:26:17 Pacific Daylight Time

**Compound name: PFHpA**
Correlation coefficient: r = 0.999631, r^2 = 0.999262
Calibration curve: 1.29462 * x + -0.00115138
Response type: Internal Std ( Ref 53 ), Area * ( IS Conc. / IS Area )
Curve type: Linear, Origin: Exclude, Weighting: 1/x, Axis trans: None

| | # | Name | Type | Std. Conc | RT | Area | IS Area | Response | Conc. | %Dev | Conc. Flag | CoD | CoD Flag | x=excluded |
|---|---|---|---|---|---|---|---|---|---|---|---|---|---|---|
| 1 | 1 | 190722M1_4 | Standard | 0.250 | 3.59 | 400.932 | 15466.499 | 0.324 | 0.3 | 0.5 | NO | 0.999 | NO | bb |
| 2 | 2 | 190722M1_5 | Standard | 0.500 | 3.58 | 873.613 | 16469.510 | 0.663 | 0.5 | 2.6 | NO | 0.999 | NO | bb |
| 3 | 3 | 190722M1_6 | Standard | 1.000 | 3.59 | 1554.342 | 15694.526 | 1.238 | 1.0 | -4.3 | NO | 0.999 | NO | bb |
| 4 | 4 | 190722M1_7 | Standard | 2.000 | 3.58 | 3381.580 | 16354.851 | 2.585 | 2.0 | -0.1 | NO | 0.999 | NO | bb |
| 5 | 5 | 190722M1_8 | Standard | 5.000 | 3.59 | 8588.707 | 16565.537 | 6.481 | 5.0 | 0.1 | NO | 0.999 | NO | bb |
| 6 | 6 | 190722M1_9 | Standard | 10.000 | 3.59 | 15734.628 | 15015.037 | 13.099 | 10.1 | 1.2 | NO | 0.999 | NO | bb |
| 7 | 7 | 190722M1_10 | Standard | 50.000 | 3.59 | 79713.648 | 15372.816 | 64.817 | 50.1 | 0.1 | NO | 0.999 | NO | bb |
| 8 | 8 | 190722M1_11 | Standard | 100.000 | 3.59 | 152997.594 | 14399.047 | 132.819 | 102.6 | 2.6 | NO | 0.999 | NO | bb |
| 9 | 9 | 190722M1_12 | Standard | 250.000 | 3.59 | 309129.594 | 12478.941 | 309.651 | 239.2 | -4.3 | NO | 0.999 | NO | bb |
| 10 | 10 | 190722M1_13 | Standard | 500.000 | 3.59 | 553162.063 | 10512.502 | 657.743 | 508.1 | 1.6 | NO | 0.999 | NO | bb |

**Compound name: ADONA**
Correlation coefficient: r = 0.998584, r^2 = 0.997170
Calibration curve: 3.57793 * x + -0.298634
Response type: Internal Std ( Ref 53 ), Area * ( IS Conc. / IS Area )
Curve type: Linear, Origin: Exclude, Weighting: 1/x, Axis trans: None

| | # | Name | Type | Std. Conc | RT | Area | IS Area | Response | Conc. | %Dev | Conc. Flag | CoD | CoD Flag | x=excluded |
|---|---|---|---|---|---|---|---|---|---|---|---|---|---|---|
| 1 | 1 | 190722M1_4 | Standard | 0.250 | 3.70 | 1011.495 | 15466.499 | 0.817 | 0.3 | 24.8 | NO | 0.997 | NO | bb |
| 2 | 2 | 190722M1_5 | Standard | 0.500 | 3.70 | 2058.825 | 16469.510 | 1.563 | 0.5 | 4.0 | NO | 0.997 | NO | bb |
| 3 | 3 | 190722M1_6 | Standard | 1.000 | 3.70 | 4235.072 | 15694.526 | 3.373 | 1.0 | 2.6 | NO | 0.997 | NO | bb |
| 4 | 4 | 190722M1_7 | Standard | 2.000 | 3.70 | 8444.851 | 16354.851 | 6.454 | 1.9 | -5.6 | NO | 0.997 | NO | bb |
| 5 | 5 | 190722M1_8 | Standard | 5.000 | 3.70 | 21530.680 | 16565.537 | 16.247 | 4.6 | -7.5 | NO | 0.997 | NO | bb |
| 6 | 6 | 190722M1_9 | Standard | 10.000 | 3.70 | 39734.527 | 15015.037 | 33.079 | 9.3 | -6.7 | NO | 0.997 | NO | bb |
| 7 | 7 | 190722M1_10 | Standard | 50.000 | 3.70 | 205867.641 | 15372.816 | 167.396 | 46.9 | -6.3 | NO | 0.997 | NO | bb |
| 8 | 8 | 190722M1_11 | Standard | 100.000 | 3.70 | 396448.875 | 14399.047 | 344.162 | 96.3 | -3.7 | NO | 0.997 | NO | bb |
| 9 | 9 | 190722M1_12 | Standard | 250.000 | 3.70 | 835964.125 | 12478.941 | 837.375 | 234.1 | -6.4 | NO | 0.997 | NO | bb |
| 10 | 10 | 190722M1_13 | Standard | 500.000 | 3.70 | 1575840.875 | 10512.502 | 1873.770 | 523.8 | 4.8 | NO | 0.997 | NO | bb |

Dataset: F:\Projects\PFAS.PRO\Results\190722M1\190722M1-CRV.qld

Last Altered: Monday, July 22, 2019 13:13:35 Pacific Daylight Time
Printed: Monday, July 22, 2019 13:26:17 Pacific Daylight Time

**Compound name: L-PFHxS**
Coefficient of Determination: R^2 = 0.997745
Calibration curve: 0.000357574 * x^2 + 0.908432 * x + -0.00114983
Response type: Internal Std ( Ref 54 ), Area * ( IS Conc. / IS Area )
Curve type: 2nd Order, Origin: Include, Weighting: 1/x, Axis trans: None

| | # | Name | Type | Std. Conc | RT | Area | IS Area | Response | Conc. | %Dev | Conc. Flag | CoD | CoD Flag | x=excluded |
|---|---|---|---|---|---|---|---|---|---|---|---|---|---|---|
| 1 | 1 | 190722M1_4 | Standard | 0.250 | 3.74 | 82.299 | 4237.713 | 0.243 | 0.3 | 7.4 | NO | 0.998 | NO | MM |
| 2 | 2 | 190722M1_5 | Standard | 0.500 | 3.74 | 141.278 | 4295.812 | 0.411 | 0.5 | -9.3 | NO | 0.998 | NO | MM |
| 3 | 3 | 190722M1_6 | Standard | 1.000 | 3.74 | 277.821 | 4291.999 | 0.809 | 0.9 | -10.8 | NO | 0.998 | NO | MM |
| 4 | 4 | 190722M1_7 | Standard | 2.000 | 3.75 | 690.540 | 4626.274 | 1.866 | 2.1 | 2.7 | NO | 0.998 | NO | MM |
| 5 | 5 | 190722M1_8 | Standard | 5.000 | 3.75 | 1641.185 | 4549.954 | 4.509 | 5.0 | -0.9 | NO | 0.998 | NO | MM |
| 6 | 6 | 190722M1_9 | Standard | 10.000 | 3.75 | 3159.205 | 4222.706 | 9.352 | 10.3 | 2.5 | NO | 0.998 | NO | MM |
| 7 | 7 | 190722M1_10 | Standard | 50.000 | 3.75 | 16693.316 | 4304.553 | 48.476 | 52.3 | 4.6 | NO | 0.998 | NO | MM |
| 8 | 8 | 190722M1_11 | Standard | 100.000 | 3.75 | 32262.391 | 3916.082 | 102.980 | 108.7 | 8.7 | NO | 0.998 | NO | MM |
| 9 | 9 | 190722M1_12 | Standard | 250.000 | 3.74 | 66965.891 | 3613.687 | 231.640 | 233.5 | -6.6 | NO | 0.998 | NO | MM |
| 10 | 10 | 190722M1_13 | Standard | 500.000 | 3.75 | 125607.516 | 2851.692 | 550.583 | 505.5 | 1.1 | NO | 0.998 | NO | MM |

**Compound name: 6:2 FTS**
Coefficient of Determination: R^2 = 0.998968
Calibration curve: -0.00125899 * x^2 + 3.39476 * x + -0.177829
Response type: Internal Std ( Ref 55 ), Area * ( IS Conc. / IS Area )
Curve type: 2nd Order, Origin: Include, Weighting: 1/x, Axis trans: None

| | # | Name | Type | Std. Conc | RT | Area | IS Area | Response | Conc. | %Dev | Conc. Flag | CoD | CoD Flag | x=excluded |
|---|---|---|---|---|---|---|---|---|---|---|---|---|---|---|
| 1 | 1 | 190722M1_4 | Standard | 0.250 | 4.05 | 183.284 | 2786.472 | 0.822 | 0.3 | 17.8 | NO | 0.999 | NO | bb |
| 2 | 2 | 190722M1_5 | Standard | 0.500 | 4.06 | 269.130 | 2769.114 | 1.215 | 0.4 | -17.9 | NO | 0.999 | NO | bb |
| 3 | 3 | 190722M1_6 | Standard | 1.000 | 4.06 | 611.911 | 2622.355 | 2.917 | 0.9 | -8.8 | NO | 0.999 | NO | bb |
| 4 | 4 | 190722M1_7 | Standard | 2.000 | 4.06 | 1492.028 | 2784.607 | 6.698 | 2.0 | 1.3 | NO | 0.999 | NO | bb |
| 5 | 5 | 190722M1_8 | Standard | 5.000 | 4.06 | 3586.114 | 2891.434 | 15.503 | 4.6 | -7.5 | NO | 0.999 | NO | bb |
| 6 | 6 | 190722M1_9 | Standard | 10.000 | 4.06 | 7000.691 | 2648.652 | 33.039 | 9.8 | -1.8 | NO | 0.999 | NO | bb |
| 7 | 7 | 190722M1_10 | Standard | 50.000 | 4.06 | 32527.863 | 2695.782 | 150.828 | 45.2 | -9.5 | NO | 0.999 | NO | bb |
| 8 | 8 | 190722M1_11 | Standard | 100.000 | 4.06 | 60900.770 | 2231.852 | 341.089 | 104.6 | 4.6 | NO | 0.999 | NO | bb |
| 9 | 9 | 190722M1_12 | Standard | 250.000 | 4.06 | 121717.750 | 1952.420 | 779.275 | 253.4 | 1.4 | NO | 0.999 | NO | bb |
| 10 | 10 | 190722M1_13 | Standard | 500.000 | 4.06 | 211075.703 | 1916.864 | 1376.439 | 497.2 | -0.6 | NO | 0.999 | NO | bb |

Dataset: F:\Projects\PFAS.PRO\Results\190722M1\190722M1-CRV.qld

Last Altered: Monday, July 22, 2019 13:13:35 Pacific Daylight Time
Printed: Monday, July 22, 2019 13:26:17 Pacific Daylight Time

**Compound name: L-PFOA**
Correlation coefficient: r = 0.999592, r^2 = 0.999184
Calibration curve: 1.50207 * x + 0.037722
Response type: Internal Std ( Ref 58 ), Area * ( IS Conc. / IS Area )
Curve type: Linear, Origin: Exclude, Weighting: 1/x, Axis trans: None

| | # | Name | Type | Std. Conc | RT | Area | IS Area | Response | Conc. | %Dev | Conc. Flag | CoD | CoD Flag | x=excluded |
|---|---|---|---|---|---|---|---|---|---|---|---|---|---|---|
| 1 | 1 | 190722M1_4 | Standard | 0.250 | 4.12 | 861.843 | 27227.115 | 0.396 | 0.2 | -4.7 | NO | 0.999 | NO | bb |
| 2 | 2 | 190722M1_5 | Standard | 0.500 | 4.11 | 1844.344 | 27747.313 | 0.831 | 0.5 | 5.6 | NO | 0.999 | NO | bb |
| 3 | 3 | 190722M1_6 | Standard | 1.000 | 4.12 | 3152.319 | 27237.805 | 1.447 | 0.9 | -6.2 | NO | 0.999 | NO | bb |
| 4 | 4 | 190722M1_7 | Standard | 2.000 | 4.11 | 6736.039 | 28255.654 | 2.980 | 2.0 | -2.1 | NO | 0.999 | NO | bd |
| 5 | 5 | 190722M1_8 | Standard | 5.000 | 4.12 | 17974.145 | 28378.357 | 7.917 | 5.2 | 4.9 | NO | 0.999 | NO | bb |
| 6 | 6 | 190722M1_9 | Standard | 10.000 | 4.12 | 31805.338 | 26171.531 | 15.191 | 10.1 | 0.9 | NO | 0.999 | NO | bb |
| 7 | 7 | 190722M1_10 | Standard | 50.000 | 4.12 | 163728.203 | 26058.307 | 78.539 | 52.3 | 4.5 | NO | 0.999 | NO | bb |
| 8 | 8 | 190722M1_11 | Standard | 100.000 | 4.12 | 298594.438 | 24945.002 | 149.626 | 99.6 | -0.4 | NO | 0.999 | NO | bb |
| 9 | 9 | 190722M1_12 | Standard | 250.000 | 4.12 | 597642.625 | 20788.729 | 359.355 | 239.2 | -4.3 | NO | 0.999 | NO | bb |
| 10 | 10 | 190722M1_13 | Standard | 500.000 | 4.12 | 1048031.875 | 17144.352 | 764.123 | 508.7 | 1.7 | NO | 0.999 | NO | bb |

**Compound name: PFecHS**
Coefficient of Determination: R^2 = 0.999810
Calibration curve: 9.03021e-005 * x^2 + 0.229813 * x + -0.00373897
Response type: Internal Std ( Ref 58 ), Area * ( IS Conc. / IS Area )
Curve type: 2nd Order, Origin: Exclude, Weighting: 1/x, Axis trans: None

| | # | Name | Type | Std. Conc | RT | Area | IS Area | Response | Conc. | %Dev | Conc. Flag | CoD | CoD Flag | x=excluded |
|---|---|---|---|---|---|---|---|---|---|---|---|---|---|---|
| 1 | 1 | 190722M1_4 | Standard | 0.250 | 4.14 | 123.901 | 27227.115 | 0.057 | 0.3 | 5.5 | NO | 1.000 | NO | bb |
| 2 | 2 | 190722M1_5 | Standard | 0.500 | 4.13 | 236.827 | 27747.313 | 0.107 | 0.5 | -3.9 | NO | 1.000 | NO | bb |
| 3 | 3 | 190722M1_6 | Standard | 1.000 | 4.13 | 495.991 | 27237.805 | 0.228 | 1.0 | 0.6 | NO | 1.000 | NO | bb |
| 4 | 4 | 190722M1_7 | Standard | 2.000 | 4.14 | 981.958 | 28255.654 | 0.434 | 1.9 | -4.7 | NO | 1.000 | NO | bb |
| 5 | 5 | 190722M1_8 | Standard | 5.000 | 4.14 | 2528.496 | 28378.357 | 1.114 | 4.9 | -2.9 | NO | 1.000 | NO | db |
| 6 | 6 | 190722M1_9 | Standard | 10.000 | 4.14 | 5000.771 | 26171.531 | 2.388 | 10.4 | 3.7 | NO | 1.000 | NO | bd |
| 7 | 7 | 190722M1_10 | Standard | 50.000 | 4.14 | 24590.592 | 26058.307 | 11.796 | 50.3 | 0.7 | NO | 1.000 | NO | bb |
| 8 | 8 | 190722M1_11 | Standard | 100.000 | 4.14 | 48923.926 | 24945.002 | 24.516 | 102.6 | 2.6 | NO | 1.000 | NO | bb |
| 9 | 9 | 190722M1_12 | Standard | 250.000 | 4.14 | 102896.813 | 20788.729 | 61.871 | 245.5 | -1.8 | NO | 1.000 | NO | bb |
| 10 | 10 | 190722M1_13 | Standard | 500.000 | 4.14 | 189209.188 | 17144.352 | 137.953 | 501.5 | 0.3 | NO | 1.000 | NO | dd |

Dataset: F:\Projects\PFAS.PRO\Results\190722M1\190722M1-CRV.qld

Last Altered: Monday, July 22, 2019 13:13:35 Pacific Daylight Time
Printed: Monday, July 22, 2019 13:26:17 Pacific Daylight Time

**Compound name: PFHpS**
Coefficient of Determination: R^2 = 0.998959
Calibration curve: -7.37908e-005 * x^2 + 0.882414 * x + -0.00582201
Response type: Internal Std ( Ref 59 ), Area * ( IS Conc. / IS Area )
Curve type: 2nd Order, Origin: Exclude, Weighting: 1/x, Axis trans: None

| | # | Name | Type | Std. Conc | RT | Area | IS Area | Response | Conc. | %Dev | Conc. Flag | CoD | CoD Flag | x=excluded |
|---|---|---|---|---|---|---|---|---|---|---|---|---|---|---|
| 1 | 1 | 190722M1_4 | Standard | 0.250 | 4.23 | 84.198 | 4610.178 | 0.228 | 0.3 | 6.1 | NO | 0.999 | NO | bb |
| 2 | 2 | 190722M1_5 | Standard | 0.500 | 4.23 | 121.930 | 5023.074 | 0.303 | 0.4 | -29.9 | NO | 0.999 | NO | bb |
| 3 | 3 | 190722M1_6 | Standard | 1.000 | 4.24 | 368.541 | 4689.497 | 0.982 | 1.1 | 12.0 | NO | 0.999 | NO | bb |
| 4 | 4 | 190722M1_7 | Standard | 2.000 | 4.24 | 657.160 | 5125.605 | 1.603 | 1.8 | -8.8 | NO | 0.999 | NO | bb |
| 5 | 5 | 190722M1_8 | Standard | 5.000 | 4.24 | 1957.946 | 5130.050 | 4.771 | 5.4 | 8.3 | NO | 0.999 | NO | bb |
| 6 | 6 | 190722M1_9 | Standard | 10.000 | 4.24 | 3634.027 | 4812.441 | 9.439 | 10.7 | 7.1 | NO | 0.999 | NO | bb |
| 7 | 7 | 190722M1_10 | Standard | 50.000 | 4.24 | 17634.732 | 4677.291 | 47.129 | 53.7 | 7.3 | NO | 0.999 | NO | bb |
| 8 | 8 | 190722M1_11 | Standard | 100.000 | 4.24 | 34034.559 | 4807.745 | 88.489 | 101.1 | 1.1 | NO | 0.999 | NO | bb |
| 9 | 9 | 190722M1_12 | Standard | 250.000 | 4.23 | 70228.125 | 4240.362 | 207.023 | 239.4 | -4.2 | NO | 0.999 | NO | bb |
| 10 | 10 | 190722M1_13 | Standard | 500.000 | 4.24 | 126428.977 | 3703.672 | 426.701 | 504.9 | 1.0 | NO | 0.999 | NO | bb |

**Compound name: 7:3 FTCA**
Coefficient of Determination: R^2 = 0.999889
Calibration curve: 7.49055e-005 * x^2 + 0.120249 * x + -0.0213933
Response type: Internal Std ( Ref 56 ), Area * ( IS Conc. / IS Area )
Curve type: 2nd Order, Origin: Exclude, Weighting: 1/x, Axis trans: None

| | # | Name | Type | Std. Conc | RT | Area | IS Area | Response | Conc. | %Dev | Conc. Flag | CoD | CoD Flag | x=excluded |
|---|---|---|---|---|---|---|---|---|---|---|---|---|---|---|
| 1 | 1 | 190722M1_4 | Standard | 0.250 | 4.55 | 12.665 | 26994.145 | 0.006 | 0.2 | -9.3 | NO | 1.000 | NO | bb |
| 2 | 2 | 190722M1_5 | Standard | 0.500 | 4.54 | 107.918 | 28537.123 | 0.047 | 0.6 | 14.2 | NO | 1.000 | NO | bb |
| 3 | 3 | 190722M1_6 | Standard | 1.000 | 4.55 | 219.952 | 27063.857 | 0.102 | 1.0 | 2.2 | NO | 1.000 | NO | bb |
| 4 | 4 | 190722M1_7 | Standard | 2.000 | 4.55 | 444.789 | 28643.977 | 0.194 | 1.8 | -10.5 | NO | 1.000 | NO | bb |
| 5 | 5 | 190722M1_8 | Standard | 5.000 | 4.55 | 1461.054 | 29767.006 | 0.614 | 5.3 | 5.3 | NO | 1.000 | NO | bb |
| 6 | 6 | 190722M1_9 | Standard | 10.000 | 4.55 | 2445.753 | 26302.541 | 1.162 | 9.8 | -2.2 | NO | 1.000 | NO | bb |
| 7 | 7 | 190722M1_10 | Standard | 50.000 | 4.55 | 13245.152 | 26637.002 | 6.216 | 50.3 | 0.6 | NO | 1.000 | NO | bb |
| 8 | 8 | 190722M1_11 | Standard | 100.000 | 4.55 | 26571.656 | 26110.186 | 12.721 | 99.8 | -0.2 | NO | 1.000 | NO | bb |
| 9 | 9 | 190722M1_12 | Standard | 250.000 | 4.54 | 63821.262 | 22971.619 | 34.728 | 250.0 | 0.0 | NO | 1.000 | NO | bb |
| 10 | 10 | 190722M1_13 | Standard | 500.000 | 4.55 | 24601.760 | 19516.545 | 15.757 | 122.0 | -75.6 | YES | 1.000 | NO | bbX |

Vista Analytical Laboratory

Dataset: F:\Projects\PFAS.PRO\Results\190722M1\190722M1-CRV.qld

Last Altered: Monday, July 22, 2019 13:13:35 Pacific Daylight Time
Printed: Monday, July 22, 2019 13:26:17 Pacific Daylight Time

**Compound name: PFNA**
Correlation coefficient: r = 0.999807, r^2 = 0.999613
Calibration curve: 1.14988 * x + 0.0288971
Response type: Internal Std ( Ref 56 ), Area * ( IS Conc. / IS Area )
Curve type: Linear, Origin: Exclude, Weighting: 1/x, Axis trans: None

| | # | Name | Type | Std. Conc | RT | Area | IS Area | Response | Conc. | %Dev | Conc. Flag | CoD | CoD Flag | x=excluded |
|---|---|---|---|---|---|---|---|---|---|---|---|---|---|---|
| 1 | 1 | 190722M1_4 | Standard | 0.250 | 4.56 | 655.582 | 26994.145 | 0.304 | 0.2 | -4.4 | NO | 1.000 | NO | bb |
| 2 | 2 | 190722M1_5 | Standard | 0.500 | 4.56 | 1454.727 | 28537.123 | 0.637 | 0.5 | 5.8 | NO | 1.000 | NO | bb |
| 3 | 3 | 190722M1_6 | Standard | 1.000 | 4.56 | 2287.259 | 27063.857 | 1.056 | 0.9 | -10.6 | NO | 1.000 | NO | bb |
| 4 | 4 | 190722M1_7 | Standard | 2.000 | 4.56 | 5189.672 | 28643.977 | 2.265 | 1.9 | -2.8 | NO | 1.000 | NO | bb |
| 5 | 5 | 190722M1_8 | Standard | 5.000 | 4.57 | 14142.527 | 29767.006 | 5.939 | 5.1 | 2.8 | NO | 1.000 | NO | bb |
| 6 | 6 | 190722M1_9 | Standard | 10.000 | 4.57 | 25065.055 | 26302.541 | 11.912 | 10.3 | 3.3 | NO | 1.000 | NO | bb |
| 7 | 7 | 190722M1_10 | Standard | 50.000 | 4.56 | 128361.867 | 26637.002 | 60.237 | 52.4 | 4.7 | NO | 1.000 | NO | bb |
| 8 | 8 | 190722M1_11 | Standard | 100.000 | 4.57 | 248376.781 | 26110.186 | 118.908 | 103.4 | 3.4 | NO | 1.000 | NO | bb |
| 9 | 9 | 190722M1_12 | Standard | 250.000 | 4.57 | 518254.094 | 22971.619 | 282.008 | 245.2 | -1.9 | NO | 1.000 | NO | bb |
| 10 | 10 | 190722M1_13 | Standard | 500.000 | 4.56 | 895385.313 | 19516.545 | 573.478 | 498.7 | -0.3 | NO | 1.000 | NO | bb |

**Compound name: PFOSA**
Correlation coefficient: r = 0.999693, r^2 = 0.999385
Calibration curve: 1.02057 * x + -0.0126471
Response type: Internal Std ( Ref 57 ), Area * ( IS Conc. / IS Area )
Curve type: Linear, Origin: Exclude, Weighting: 1/x, Axis trans: None

| | # | Name | Type | Std. Conc | RT | Area | IS Area | Response | Conc. | %Dev | Conc. Flag | CoD | CoD Flag | x=excluded |
|---|---|---|---|---|---|---|---|---|---|---|---|---|---|---|
| 1 | 1 | 190722M1_4 | Standard | 0.250 | 4.62 | 136.594 | 6999.135 | 0.244 | 0.3 | 0.6 | NO | 0.999 | NO | bb |
| 2 | 2 | 190722M1_5 | Standard | 0.500 | 4.62 | 269.574 | 7118.328 | 0.473 | 0.5 | -4.8 | NO | 0.999 | NO | bb |
| 3 | 3 | 190722M1_6 | Standard | 1.000 | 4.62 | 568.882 | 6954.864 | 1.022 | 1.0 | 1.4 | NO | 0.999 | NO | bb |
| 4 | 4 | 190722M1_7 | Standard | 2.000 | 4.62 | 1132.273 | 7591.014 | 1.864 | 1.8 | -8.0 | NO | 0.999 | NO | bb |
| 5 | 5 | 190722M1_8 | Standard | 5.000 | 4.63 | 2989.764 | 7228.312 | 5.170 | 5.1 | 1.6 | NO | 0.999 | NO | bb |
| 6 | 6 | 190722M1_9 | Standard | 10.000 | 4.62 | 5779.850 | 6895.285 | 10.478 | 10.3 | 2.8 | NO | 0.999 | NO | bb |
| 7 | 7 | 190722M1_10 | Standard | 50.000 | 4.62 | 28954.313 | 6874.020 | 52.652 | 51.6 | 3.2 | NO | 0.999 | NO | bb |
| 8 | 8 | 190722M1_11 | Standard | 100.000 | 4.63 | 55011.758 | 6363.656 | 108.058 | 105.9 | 5.9 | NO | 0.999 | NO | bb |
| 9 | 9 | 190722M1_12 | Standard | 250.000 | 4.62 | 118284.742 | 5928.815 | 249.385 | 244.4 | -2.3 | NO | 0.999 | NO | bb |
| 10 | 10 | 190722M1_13 | Standard | 500.000 | 4.62 | 209728.141 | 5158.861 | 508.175 | 497.9 | -0.4 | NO | 0.999 | NO | bb |

Vista Analytical Laboratory

Dataset: F:\Projects\PFAS.PRO\Results\190722M1\190722M1-CRV.qld

Last Altered: Monday, July 22, 2019 13:13:35 Pacific Daylight Time
Printed: Monday, July 22, 2019 13:26:17 Pacific Daylight Time

**Compound name: L-PFOS**
Correlation coefficient: r = 0.999829, r^2 = 0.999659
Calibration curve: 1.069 * x + -0.0197497
Response type: Internal Std ( Ref 59 ), Area * ( IS Conc. / IS Area )
Curve type: Linear, Origin: Include, Weighting: 1/x, Axis trans: None

| | # | Name | Type | Std. Conc | RT | Area | IS Area | Response | Conc. | %Dev | Conc. Flag | CoD | CoD Flag | x=excluded |
|---|---|---|---|---|---|---|---|---|---|---|---|---|---|---|
| 1 | 1 | 190722M1_4 | Standard | 0.250 | 4.65 | 87.493 | 4610.178 | 0.237 | 0.2 | -3.8 | NO | 1.000 | NO | MM |
| 2 | 2 | 190722M1_5 | Standard | 0.500 | 4.65 | 256.232 | 5023.074 | 0.638 | 0.6 | 23.0 | NO | 1.000 | NO | MM |
| 3 | 3 | 190722M1_6 | Standard | 1.000 | 4.65 | 328.538 | 4689.497 | 0.876 | 0.8 | -16.2 | NO | 1.000 | NO | MM |
| 4 | 4 | 190722M1_7 | Standard | 2.000 | 4.65 | 806.201 | 5125.605 | 1.966 | 1.9 | -7.1 | NO | 1.000 | NO | MM |
| 5 | 5 | 190722M1_8 | Standard | 5.000 | 4.66 | 2077.277 | 5130.050 | 5.062 | 4.8 | -4.9 | NO | 1.000 | NO | MM |
| 6 | 6 | 190722M1_9 | Standard | 10.000 | 4.65 | 4085.001 | 4812.441 | 10.611 | 9.9 | -0.6 | NO | 1.000 | NO | MM |
| 7 | 7 | 190722M1_10 | Standard | 50.000 | 4.65 | 20823.443 | 4677.291 | 55.650 | 52.1 | 4.2 | NO | 1.000 | NO | MM |
| 8 | 8 | 190722M1_11 | Standard | 100.000 | 4.66 | 40854.531 | 4807.745 | 106.221 | 99.4 | -0.6 | NO | 1.000 | NO | MM |
| 9 | 9 | 190722M1_12 | Standard | 250.000 | 4.65 | 88769.234 | 4240.362 | 261.679 | 244.8 | -2.1 | NO | 1.000 | NO | MM |
| 10 | 10 | 190722M1_13 | Standard | 500.000 | 4.65 | 159705.578 | 3703.672 | 539.011 | 504.2 | 0.8 | NO | 1.000 | NO | MM |

**Compound name: 9Cl-PF30NS**
Coefficient of Determination: R^2 = 0.999728
Calibration curve: -0.000193459 * x^2 + 2.20675 * x + -0.126796
Response type: Internal Std ( Ref 59 ), Area * ( IS Conc. / IS Area )
Curve type: 2nd Order, Origin: Exclude, Weighting: 1/x, Axis trans: None

| | # | Name | Type | Std. Conc | RT | Area | IS Area | Response | Conc. | %Dev | Conc. Flag | CoD | CoD Flag | x=excluded |
|---|---|---|---|---|---|---|---|---|---|---|---|---|---|---|
| 1 | 1 | 190722M1_4 | Standard | 0.250 | 4.87 | 208.557 | 4610.178 | 0.565 | 0.3 | 25.5 | NO | 1.000 | NO | bb |
| 2 | 2 | 190722M1_5 | Standard | 0.500 | 4.88 | 369.193 | 5023.074 | 0.919 | 0.5 | -5.2 | NO | 1.000 | NO | bb |
| 3 | 3 | 190722M1_6 | Standard | 1.000 | 4.88 | 795.714 | 4689.497 | 2.121 | 1.0 | 1.9 | NO | 1.000 | NO | bb |
| 4 | 4 | 190722M1_7 | Standard | 2.000 | 4.88 | 1574.958 | 5125.605 | 3.841 | 1.8 | -10.1 | NO | 1.000 | NO | bb |
| 5 | 5 | 190722M1_8 | Standard | 5.000 | 4.88 | 4053.867 | 5130.050 | 9.878 | 4.5 | -9.3 | NO | 1.000 | NO | bb |
| 6 | 6 | 190722M1_9 | Standard | 10.000 | 4.88 | 7873.354 | 4812.441 | 20.451 | 9.3 | -6.7 | NO | 1.000 | NO | bb |
| 7 | 7 | 190722M1_10 | Standard | 50.000 | 4.88 | 42565.520 | 4677.291 | 113.756 | 51.8 | 3.7 | NO | 1.000 | NO | bb |
| 8 | 8 | 190722M1_11 | Standard | 100.000 | 4.88 | 85014.930 | 4807.745 | 221.036 | 101.1 | 1.1 | NO | 1.000 | NO | bb |
| 9 | 9 | 190722M1_12 | Standard | 250.000 | 4.88 | 181110.500 | 4240.362 | 533.889 | 247.4 | -1.1 | NO | 1.000 | NO | bb |
| 10 | 10 | 190722M1_13 | Standard | 500.000 | 4.88 | 313130.656 | 3703.672 | 1056.825 | 501.0 | 0.2 | NO | 1.000 | NO | bb |

Dataset: F:\Projects\PFAS.PRO\Results\190722M1\190722M1-CRV.qld

Last Altered: Monday, July 22, 2019 13:13:35 Pacific Daylight Time
Printed: Monday, July 22, 2019 13:26:17 Pacific Daylight Time

**Compound name: PFDA**
Correlation coefficient: r = 0.998937, r^2 = 0.997875
Calibration curve: 1.28827 * x + 0.00394215
Response type: Internal Std ( Ref 60 ), Area * ( IS Conc. / IS Area )
Curve type: Linear, Origin: Exclude, Weighting: 1/x, Axis trans: None

| | # Name | Type | Std. Conc | RT | Area | IS Area | Response | Conc. | %Dev | Conc. Flag | CoD | CoD Flag | x=excluded |
|---|---|---|---|---|---|---|---|---|---|---|---|---|---|
| 1 | 1 190722M1_4 | Standard | 0.250 | 4.94 | 706.530 | 28932.621 | 0.305 | 0.2 | -6.4 | NO | 0.998 | NO | bb |
| 2 | 2 190722M1_5 | Standard | 0.500 | 4.95 | 1490.683 | 29286.775 | 0.636 | 0.5 | -1.8 | NO | 0.998 | NO | bb |
| 3 | 3 190722M1_6 | Standard | 1.000 | 4.95 | 2814.813 | 28506.883 | 1.234 | 1.0 | -4.5 | NO | 0.998 | NO | bb |
| 4 | 4 190722M1_7 | Standard | 2.000 | 4.95 | 5909.950 | 29915.926 | 2.469 | 1.9 | -4.3 | NO | 0.998 | NO | bb |
| 5 | 5 190722M1_8 | Standard | 5.000 | 4.95 | 16046.202 | 30566.777 | 6.562 | 5.1 | 1.8 | NO | 0.998 | NO | bb |
| 6 | 6 190722M1_9 | Standard | 10.000 | 4.95 | 29158.875 | 27265.137 | 13.368 | 10.4 | 3.7 | NO | 0.998 | NO | bb |
| 7 | 7 190722M1_10 | Standard | 50.000 | 4.95 | 153864.938 | 27453.689 | 70.057 | 54.4 | 8.8 | NO | 0.998 | NO | bb |
| 8 | 8 190722M1_11 | Standard | 100.000 | 4.94 | 288292.406 | 27625.471 | 130.447 | 101.3 | 1.3 | NO | 0.998 | NO | bb |
| 9 | 9 190722M1_12 | Standard | 250.000 | 4.94 | 581797.875 | 21413.232 | 339.625 | 263.6 | 5.4 | NO | 0.998 | NO | bb |
| 10 | 10 190722M1_13 | Standard | 500.000 | 4.95 | 1051522.625 | 21236.443 | 618.938 | 480.4 | -3.9 | NO | 0.998 | NO | bb |

**Compound name: 8:2 FTS**
Coefficient of Determination: R^2 = 0.998024
Calibration curve: -0.000533984 * x^2 + 2.04701 * x + -0.0915481
Response type: Internal Std ( Ref 61 ), Area * ( IS Conc. / IS Area )
Curve type: 2nd Order, Origin: Include, Weighting: 1/x, Axis trans: None

| | # Name | Type | Std. Conc | RT | Area | IS Area | Response | Conc. | %Dev | Conc. Flag | CoD | CoD Flag | x=excluded |
|---|---|---|---|---|---|---|---|---|---|---|---|---|---|
| 1 | 1 190722M1_4 | Standard | 0.250 | 4.90 | 110.757 | 2766.790 | 0.500 | 0.3 | 15.7 | NO | 0.998 | NO | bb |
| 2 | 2 190722M1_5 | Standard | 0.500 | 4.91 | 173.893 | 2888.167 | 0.753 | 0.4 | -17.5 | NO | 0.998 | NO | bb |
| 3 | 3 190722M1_6 | Standard | 1.000 | 4.91 | 385.577 | 2645.313 | 1.822 | 0.9 | -6.5 | NO | 0.998 | NO | bb |
| 4 | 4 190722M1_7 | Standard | 2.000 | 4.91 | 928.443 | 3030.817 | 3.829 | 1.9 | -4.2 | NO | 0.998 | NO | bb |
| 5 | 5 190722M1_8 | Standard | 5.000 | 4.91 | 2416.494 | 3163.601 | 9.548 | 4.7 | -5.7 | NO | 0.998 | NO | bb |
| 6 | 6 190722M1_9 | Standard | 10.000 | 4.91 | 4479.246 | 2857.208 | 19.596 | 9.6 | -3.6 | NO | 0.998 | NO | bb |
| 7 | 7 190722M1_10 | Standard | 50.000 | 4.91 | 22408.156 | 2815.214 | 99.496 | 49.3 | -1.4 | NO | 0.998 | NO | bb |
| 8 | 8 190722M1_11 | Standard | 100.000 | 4.91 | 40346.457 | 2314.112 | 217.937 | 109.6 | 9.6 | NO | 0.998 | NO | bb |
| 9 | 9 190722M1_12 | Standard | 250.000 | 4.91 | 76411.969 | 2102.109 | 454.377 | 236.6 | -5.4 | NO | 0.998 | NO | bb |
| 10 | 10 190722M1_13 | Standard | 500.000 | 4.91 | 125294.570 | 1743.485 | 898.305 | 505.6 | 1.1 | NO | 0.998 | NO | bb |

Vista Analytical Laboratory

Dataset: F:\Projects\PFAS.PRO\Results\190722M1\190722M1-CRV.qld

Last Altered: Monday, July 22, 2019 13:13:35 Pacific Daylight Time
Printed: Monday, July 22, 2019 13:26:17 Pacific Daylight Time

**Compound name: PFNS**
Correlation coefficient: r = 0.999413, r^2 = 0.998826
Calibration curve: 0.710501 * x + 0.0578804
Response type: Internal Std ( Ref 59 ), Area * ( IS Conc. / IS Area )
Curve type: Linear, Origin: Exclude, Weighting: 1/x, Axis trans: None

| | # | Name | Type | Std. Conc | RT | Area | IS Area | Response | Conc. | %Dev | Conc. Flag | CoD | CoD Flag | x=excluded |
|---|---|---|---|---|---|---|---|---|---|---|---|---|---|---|
| 1 | 1 | 190722M1_4 | Standard | 0.250 | 5.01 | 76.965 | 4610.178 | 0.209 | 0.2 | -15.1 | NO | 0.999 | NO | bb |
| 2 | 2 | 190722M1_5 | Standard | 0.500 | 5.01 | 154.358 | 5023.074 | 0.384 | 0.5 | -8.2 | NO | 0.999 | NO | bb |
| 3 | 3 | 190722M1_6 | Standard | 1.000 | 5.02 | 293.746 | 4689.497 | 0.783 | 1.0 | 2.1 | NO | 0.999 | NO | bb |
| 4 | 4 | 190722M1_7 | Standard | 2.000 | 5.01 | 569.291 | 5125.605 | 1.388 | 1.9 | -6.4 | NO | 0.999 | NO | bb |
| 5 | 5 | 190722M1_8 | Standard | 5.000 | 5.02 | 1622.471 | 5130.050 | 3.953 | 5.5 | 9.7 | NO | 0.999 | NO | bb |
| 6 | 6 | 190722M1_9 | Standard | 10.000 | 5.02 | 2895.744 | 4812.441 | 7.522 | 10.5 | 5.0 | NO | 0.999 | NO | bb |
| 7 | 7 | 190722M1_10 | Standard | 50.000 | 5.01 | 14917.650 | 4677.291 | 39.867 | 56.0 | 12.1 | NO | 0.999 | NO | bb |
| 8 | 8 | 190722M1_11 | Standard | 100.000 | 5.02 | 28168.828 | 4807.745 | 73.238 | 103.0 | 3.0 | NO | 0.999 | NO | bb |
| 9 | 9 | 190722M1_12 | Standard | 250.000 | 5.01 | 60019.738 | 4240.362 | 176.930 | 248.9 | -0.4 | NO | 0.999 | NO | bb |
| 10 | 10 | 190722M1_13 | Standard | 500.000 | 5.01 | 103429.375 | 3703.672 | 349.077 | 491.2 | -1.8 | NO | 0.999 | NO | bb |

**Compound name: L-MeFOSAA**
Coefficient of Determination: R^2 = 0.999838
Calibration curve: -0.00045633 * x^2 + 2.17563 * x + -0.152941
Response type: Internal Std ( Ref 62 ), Area * ( IS Conc. / IS Area )
Curve type: 2nd Order, Origin: Exclude, Weighting: 1/x, Axis trans: None

| | # | Name | Type | Std. Conc | RT | Area | IS Area | Response | Conc. | %Dev | Conc. Flag | CoD | CoD Flag | x=excluded |
|---|---|---|---|---|---|---|---|---|---|---|---|---|---|---|
| 1 | 1 | 190722M1_4 | Standard | 0.250 | 5.10 | 302.604 | 7508.583 | 0.504 | 0.3 | 20.7 | NO | 1.000 | NO | MM |
| 2 | 2 | 190722M1_5 | Standard | 0.500 | 5.10 | 524.329 | 7723.352 | 0.849 | 0.5 | -7.9 | NO | 1.000 | NO | MM |
| 3 | 3 | 190722M1_6 | Standard | 1.000 | 5.10 | 1147.273 | 7195.815 | 1.993 | 1.0 | -1.3 | NO | 1.000 | NO | MM |
| 4 | 4 | 190722M1_7 | Standard | 2.000 | 5.10 | 2406.323 | 8090.056 | 3.718 | 1.8 | -11.0 | NO | 1.000 | NO | MM |
| 5 | 5 | 190722M1_8 | Standard | 5.000 | 5.10 | 6349.284 | 7347.870 | 10.801 | 5.0 | 0.8 | NO | 1.000 | NO | MM |
| 6 | 6 | 190722M1_9 | Standard | 10.000 | 5.10 | 12182.312 | 7043.111 | 21.621 | 10.0 | 0.3 | NO | 1.000 | NO | MM |
| 7 | 7 | 190722M1_10 | Standard | 50.000 | 5.10 | 60937.957 | 7339.405 | 103.786 | 48.3 | -3.5 | NO | 1.000 | NO | MM |
| 8 | 8 | 190722M1_11 | Standard | 100.000 | 5.10 | 118437.289 | 6841.495 | 216.395 | 101.7 | 1.7 | NO | 1.000 | NO | MM! |
| 9 | 9 | 190722M1_12 | Standard | 250.000 | 5.10 | 250235.344 | 6051.563 | 516.882 | 250.8 | 0.3 | NO | 1.000 | NO | MM |
| 10 | 10 | 190722M1_13 | Standard | 500.000 | 5.10 | 451872.156 | 5808.625 | 972.416 | 499.3 | -0.1 | NO | 1.000 | NO | MM |

Vista Analytical Laboratory

Dataset: F:\Projects\PFAS.PRO\Results\190722M1\190722M1-CRV.qld

Last Altered: Monday, July 22, 2019 13:13:35 Pacific Daylight Time
Printed: Monday, July 22, 2019 13:26:38 Pacific Daylight Time

**Method: F:\Projects\PFAS.PRO\MethDB\PFAS_FULL_80C_072219.mdb 22 Jul 2019 13:12:22**
**Calibration: F:\Projects\PFAS.PRO\CurveDB\C18_VAL-PFAS_Q4_07-22-19.cdb 22 Jul 2019 13:13:35**

**Compound name: L-EtFOSAA**
Correlation coefficient: r = 0.999854, r^2 = 0.999709
Calibration curve: 1.25319 * x + -0.0468414
Response type: Internal Std ( Ref 64 ), Area * ( IS Conc. / IS Area )
Curve type: Linear, Origin: Include, Weighting: 1/x, Axis trans: None

| | # Name | Type | Std. Conc | RT | Area | IS Area | Response | Conc. | %Dev | Conc. Flag | CoD | CoD Flag | x=excluded |
|---|---|---|---|---|---|---|---|---|---|---|---|---|---|
| 1 | 1 190722M1_4 | Standard | 0.250 | 5.26 | 209.329 | 9726.823 | 0.269 | 0.3 | 0.8 | NO | 1.000 | NO | MM |
| 2 | 2 190722M1_5 | Standard | 0.500 | 5.26 | 367.940 | 10142.089 | 0.453 | 0.4 | -20.2 | NO | 1.000 | NO | MM |
| 3 | 3 190722M1_6 | Standard | 1.000 | 5.27 | 853.498 | 9553.568 | 1.117 | 0.9 | -7.2 | NO | 1.000 | NO | MM |
| 4 | 4 190722M1_7 | Standard | 2.000 | 5.26 | 1914.901 | 10224.499 | 2.341 | 1.9 | -4.7 | NO | 1.000 | NO | MM |
| 5 | 5 190722M1_8 | Standard | 5.000 | 5.27 | 5078.784 | 9695.443 | 6.548 | 5.3 | 5.2 | NO | 1.000 | NO | MM |
| 6 | 6 190722M1_9 | Standard | 10.000 | 5.27 | 9915.943 | 9396.261 | 13.191 | 10.6 | 5.6 | NO | 1.000 | NO | MM |
| 7 | 7 190722M1_10 | Standard | 50.000 | 5.26 | 49266.070 | 9432.823 | 65.285 | 52.1 | 4.3 | NO | 1.000 | NO | MM |
| 8 | 8 190722M1_11 | Standard | 100.000 | 5.26 | 88595.930 | 8632.457 | 128.289 | 102.4 | 2.4 | NO | 1.000 | NO | MM |
| 9 | 9 190722M1_12 | Standard | 250.000 | 5.26 | 179814.375 | 7214.774 | 311.538 | 248.6 | -0.5 | NO | 1.000 | NO | MM |
| 10 | 10 190722M1_13 | Standard | 500.000 | 5.26 | 307620.938 | 6183.431 | 621.865 | 496.3 | -0.7 | NO | 1.000 | NO | MM |

**Compound name: PFUdA**
Correlation coefficient: r = 0.999517, r^2 = 0.999034
Calibration curve: 0.909039 * x + 0.0548594
Response type: Internal Std ( Ref 63 ), Area * ( IS Conc. / IS Area )
Curve type: Linear, Origin: Exclude, Weighting: 1/x, Axis trans: None

| | # Name | Type | Std. Conc | RT | Area | IS Area | Response | Conc. | %Dev | Conc. Flag | CoD | CoD Flag | x=excluded |
|---|---|---|---|---|---|---|---|---|---|---|---|---|---|
| 1 | 1 190722M1_4 | Standard | 0.250 | 5.27 | 684.426 | 37046.383 | 0.231 | 0.2 | -22.5 | NO | 0.999 | NO | bb |
| 2 | 2 190722M1_5 | Standard | 0.500 | 5.28 | 1527.451 | 39610.082 | 0.482 | 0.5 | -6.0 | NO | 0.999 | NO | bb |
| 3 | 3 190722M1_6 | Standard | 1.000 | 5.28 | 2974.016 | 37227.707 | 0.999 | 1.0 | 3.8 | NO | 0.999 | NO | bb |
| 4 | 4 190722M1_7 | Standard | 2.000 | 5.28 | 5931.248 | 38478.953 | 1.927 | 2.1 | 3.0 | NO | 0.999 | NO | bb |
| 5 | 5 190722M1_8 | Standard | 5.000 | 5.28 | 15590.236 | 39406.758 | 4.945 | 5.4 | 7.6 | NO | 0.999 | NO | bb |
| 6 | 6 190722M1_9 | Standard | 10.000 | 5.28 | 28181.031 | 36519.961 | 9.646 | 10.6 | 5.5 | NO | 0.999 | NO | bb |
| 7 | 7 190722M1_10 | Standard | 50.000 | 5.28 | 142554.828 | 37910.305 | 47.004 | 51.6 | 3.3 | NO | 0.999 | NO | bb |
| 8 | 8 190722M1_11 | Standard | 100.000 | 5.28 | 269610.375 | 34466.223 | 97.781 | 107.5 | 7.5 | NO | 0.999 | NO | bb |
| 9 | 9 190722M1_12 | Standard | 250.000 | 5.27 | 540219.250 | 29777.729 | 226.772 | 249.4 | -0.2 | NO | 0.999 | NO | bb |
| 10 | 10 190722M1_13 | Standard | 500.000 | 5.28 | 946828.000 | 26540.064 | 445.943 | 490.5 | -1.9 | NO | 0.999 | NO | bb |

Dataset: F:\Projects\PFAS.PRO\Results\190722M1\190722M1-CRV.qld

Last Altered: Monday, July 22, 2019 13:13:35 Pacific Daylight Time
Printed: Monday, July 22, 2019 13:26:38 Pacific Daylight Time

**Compound name: PFDS**
Coefficient of Determination: R^2 = 0.998705
Calibration curve: 0.00481559 * x^2 + 1.65576 * x + -0.0379245
Response type: Internal Std ( Ref 61 ), Area * ( IS Conc. / IS Area )
Curve type: 2nd Order, Origin: Exclude, Weighting: 1/x, Axis trans: None

| | # | Name | Type | Std. Conc | RT | Area | IS Area | Response | Conc. | %Dev | Conc. Flag | CoD | CoD Flag | x=excluded |
|---|---|---|---|---|---|---|---|---|---|---|---|---|---|---|
| 1 | 1 | 190722M1_4 | Standard | 0.250 | 5.33 | 77.698 | 2766.790 | 0.351 | 0.2 | -6.1 | NO | 0.999 | NO | bb |
| 2 | 2 | 190722M1_5 | Standard | 0.500 | 5.33 | 152.467 | 2888.167 | 0.660 | 0.4 | -15.8 | NO | 0.999 | NO | bb |
| 3 | 3 | 190722M1_6 | Standard | 1.000 | 5.33 | 383.908 | 2645.313 | 1.814 | 1.1 | 11.5 | NO | 0.999 | NO | bb |
| 4 | 4 | 190722M1_7 | Standard | 2.000 | 5.33 | 792.289 | 3030.817 | 3.268 | 2.0 | -0.8 | NO | 0.999 | NO | bb |
| 5 | 5 | 190722M1_8 | Standard | 5.000 | 5.33 | 2174.896 | 3163.601 | 8.593 | 5.1 | 2.7 | NO | 0.999 | NO | bb |
| 6 | 6 | 190722M1_9 | Standard | 10.000 | 5.33 | 4347.829 | 2857.208 | 19.021 | 11.1 | 11.5 | NO | 0.999 | NO | bb |
| 7 | 7 | 190722M1_10 | Standard | 50.000 | 5.33 | 20425.785 | 2815.214 | 90.694 | 48.1 | -3.8 | NO | 0.999 | NO | bb |
| 8 | 8 | 190722M1_11 | Standard | 100.000 | 5.33 | 39900.316 | 2314.112 | 215.527 | 100.7 | 0.7 | NO | 0.999 | NO | bb |
| 9 | 9 | 190722M1_12 | Standard | 250.000 | 5.33 | 84654.648 | 2102.109 | 503.391 | 194.3 | -22.3 | NO | 0.999 | NO | bbX |
| 10 | 10 | 190722M1_13 | Standard | 500.000 | 5.33 | 145620.469 | 1743.485 | 1044.033 | 324.4 | -35.1 | YES | 0.999 | NO | bbX |

**Compound name: 11Cl-PF30UdS**
Coefficient of Determination: R^2 = 0.999161
Calibration curve: -1.71422e-005 * x^2 + 0.0590622 * x + -0.0125033
Response type: Internal Std ( Ref 65 ), Area * ( IS Conc. / IS Area )
Curve type: 2nd Order, Origin: Exclude, Weighting: 1/x, Axis trans: None

| | # | Name | Type | Std. Conc | RT | Area | IS Area | Response | Conc. | %Dev | Conc. Flag | CoD | CoD Flag | x=excluded |
|---|---|---|---|---|---|---|---|---|---|---|---|---|---|---|
| 1 | 1 | 190722M1_4 | Standard | 0.250 | 5.49 | 11.491 | 35866.102 | 0.004 | 0.3 | 11.8 | NO | 0.999 | NO | bb |
| 2 | 2 | 190722M1_5 | Standard | 0.500 | 5.51 | 29.405 | 37689.852 | 0.010 | 0.4 | -24.6 | NO | 0.999 | NO | bb |
| 3 | 3 | 190722M1_6 | Standard | 1.000 | 5.50 | 164.117 | 35187.121 | 0.058 | 1.2 | 19.9 | NO | 0.999 | NO | bb |
| 4 | 4 | 190722M1_7 | Standard | 2.000 | 5.50 | 289.377 | 37205.660 | 0.097 | 1.9 | -7.1 | NO | 0.999 | NO | bb |
| 5 | 5 | 190722M1_8 | Standard | 5.000 | 5.50 | 910.253 | 39748.355 | 0.286 | 5.1 | 1.3 | NO | 0.999 | NO | bb |
| 6 | 6 | 190722M1_9 | Standard | 10.000 | 5.50 | 1605.836 | 35560.168 | 0.564 | 9.8 | -2.0 | NO | 0.999 | NO | bb |
| 7 | 7 | 190722M1_10 | Standard | 50.000 | 5.50 | 8178.276 | 36397.934 | 2.809 | 48.4 | -3.1 | NO | 0.999 | NO | bb |
| 8 | 8 | 190722M1_11 | Standard | 100.000 | 5.50 | 16827.803 | 34719.320 | 6.059 | 106.1 | 6.1 | NO | 0.999 | NO | bb |
| 9 | 9 | 190722M1_12 | Standard | 250.000 | 5.50 | 35951.047 | 33727.715 | 13.324 | 242.9 | -2.8 | NO | 0.999 | NO | bb |
| 10 | 10 | 190722M1_13 | Standard | 500.000 | 5.50 | 65402.414 | 32244.893 | 25.354 | 502.9 | 0.6 | NO | 0.999 | NO | bb |

Vista Analytical Laboratory

Dataset: F:\Projects\PFAS.PRO\Results\190722M1\190722M1-CRV.qld

Last Altered: Monday, July 22, 2019 13:13:35 Pacific Daylight Time
Printed: Monday, July 22, 2019 13:26:38 Pacific Daylight Time

**Compound name: 10:2 FTS**
Coefficient of Determination: R^2 = 0.998548
Calibration curve: -0.00085294 * x^2 + 2.4229 * x + -0.00234078
Response type: Internal Std ( Ref 61 ), Area * ( IS Conc. / IS Area )
Curve type: 2nd Order, Origin: Exclude, Weighting: 1/x, Axis trans: None

| | # | Name | Type | Std. Conc | RT | Area | IS Area | Response | Conc. | %Dev | Conc. Flag | CoD | CoD Flag | x=excluded |
|---|---|---|---|---|---|---|---|---|---|---|---|---|---|---|
| 1 | 1 | 190722M1_4 | Standard | 0.250 | 5.55 | 122.475 | 2766.790 | 0.553 | 0.2 | -8.3 | NO | 0.999 | NO | bb |
| 2 | 2 | 190722M1_5 | Standard | 0.500 | 5.55 | 229.287 | 2888.167 | 0.992 | 0.4 | -17.9 | NO | 0.999 | NO | bb |
| 3 | 3 | 190722M1_6 | Standard | 1.000 | 5.55 | 596.665 | 2645.313 | 2.819 | 1.2 | 16.5 | NO | 0.999 | NO | bb |
| 4 | 4 | 190722M1_7 | Standard | 2.000 | 5.55 | 1263.802 | 3030.817 | 5.212 | 2.2 | 7.7 | NO | 0.999 | NO | bb |
| 5 | 5 | 190722M1_8 | Standard | 5.000 | 5.55 | 3019.520 | 3163.601 | 11.931 | 4.9 | -1.3 | NO | 0.999 | NO | bb |
| 6 | 6 | 190722M1_9 | Standard | 10.000 | 5.55 | 5627.917 | 2857.208 | 24.622 | 10.2 | 2.0 | NO | 0.999 | NO | bb |
| 7 | 7 | 190722M1_10 | Standard | 50.000 | 5.55 | 26066.559 | 2815.214 | 115.740 | 48.6 | -2.8 | NO | 0.999 | NO | bb |
| 8 | 8 | 190722M1_11 | Standard | 100.000 | 5.55 | 46486.160 | 2314.112 | 251.102 | 107.7 | 7.7 | NO | 0.999 | NO | bb |
| 9 | 9 | 190722M1_12 | Standard | 250.000 | 5.55 | 88947.906 | 2102.109 | 528.921 | 238.3 | -4.7 | NO | 0.999 | NO | bb |
| 10 | 10 | 190722M1_13 | Standard | 500.000 | 5.55 | 140428.281 | 1743.485 | 1006.807 | 505.5 | 1.1 | NO | 0.999 | NO | bb |

**Compound name: PFDoA**
Coefficient of Determination: R^2 = 0.999221
Calibration curve: -0.000477513 * x^2 + 1.06929 * x + 0.0599682
Response type: Internal Std ( Ref 65 ), Area * ( IS Conc. / IS Area )
Curve type: 2nd Order, Origin: Exclude, Weighting: 1/x, Axis trans: None

| | # | Name | Type | Std. Conc | RT | Area | IS Area | Response | Conc. | %Dev | Conc. Flag | CoD | CoD Flag | x=excluded |
|---|---|---|---|---|---|---|---|---|---|---|---|---|---|---|
| 1 | 1 | 190722M1_4 | Standard | 0.250 | 5.57 | 857.407 | 35866.102 | 0.299 | 0.2 | -10.6 | NO | 0.999 | NO | bb |
| 2 | 2 | 190722M1_5 | Standard | 0.500 | 5.57 | 1682.580 | 37689.852 | 0.558 | 0.5 | -6.8 | NO | 0.999 | NO | bb |
| 3 | 3 | 190722M1_6 | Standard | 1.000 | 5.57 | 3274.479 | 35187.121 | 1.163 | 1.0 | 3.2 | NO | 0.999 | NO | bb |
| 4 | 4 | 190722M1_7 | Standard | 2.000 | 5.57 | 6802.266 | 37205.660 | 2.285 | 2.1 | 4.2 | NO | 0.999 | NO | bb |
| 5 | 5 | 190722M1_8 | Standard | 5.000 | 5.57 | 17300.143 | 39748.355 | 5.441 | 5.0 | 0.9 | NO | 0.999 | NO | bb |
| 6 | 6 | 190722M1_9 | Standard | 10.000 | 5.57 | 32060.010 | 35560.168 | 11.270 | 10.5 | 5.3 | NO | 0.999 | NO | bb |
| 7 | 7 | 190722M1_10 | Standard | 50.000 | 5.57 | 159734.281 | 36397.934 | 54.857 | 52.5 | 5.0 | NO | 0.999 | NO | bb |
| 8 | 8 | 190722M1_11 | Standard | 100.000 | 5.57 | 289545.406 | 34719.320 | 104.245 | 102.1 | 2.1 | NO | 0.999 | NO | bb |
| 9 | 9 | 190722M1_12 | Standard | 250.000 | 5.57 | 616340.063 | 33727.715 | 228.425 | 239.1 | -4.4 | NO | 0.999 | NO | bb |
| 10 | 10 | 190722M1_13 | Standard | 500.000 | 5.57 | 1081389.000 | 32244.893 | 419.209 | 506.6 | 1.3 | NO | 0.999 | NO | bb |

Dataset: F:\Projects\PFAS.PRO\Results\190722M1\190722M1-CRV.qld

Last Altered: Monday, July 22, 2019 13:13:35 Pacific Daylight Time
Printed: Monday, July 22, 2019 13:26:38 Pacific Daylight Time

**Compound name: N-MeFOSA**
Coefficient of Determination: R^2 = 0.998673
Calibration curve: -0.000110043 * x^2 + 1.18315 * x + 0.0436442
Response type: Internal Std ( Ref 66 ), Area * ( IS Conc. / IS Area )
Curve type: 2nd Order, Origin: Include, Weighting: 1/x, Axis trans: None

| | # | Name | Type | Std. Conc | RT | Area | IS Area | Response | Conc. | %Dev | Conc. Flag | CoD | CoD Flag | x=excluded |
|---|---|---|---|---|---|---|---|---|---|---|---|---|---|---|
| 1 | 1 | 190722M1_4 | Standard | 1.250 | 5.71 | 174.801 | 17841.740 | 1.470 | 1.2 | -3.6 | NO | 0.999 | NO | bb |
| 2 | 2 | 190722M1_5 | Standard | 2.500 | 5.71 | 320.574 | 18678.113 | 2.574 | 2.1 | -14.4 | NO | 0.999 | NO | bb |
| 3 | 3 | 190722M1_6 | Standard | 5.000 | 5.71 | 708.257 | 17820.547 | 5.962 | 5.0 | 0.1 | NO | 0.999 | NO | bb |
| 4 | 4 | 190722M1_7 | Standard | 10.000 | 5.71 | 1565.639 | 19170.096 | 12.251 | 10.3 | 3.3 | NO | 0.999 | NO | bb |
| 5 | 5 | 190722M1_8 | Standard | 25.000 | 5.72 | 4077.216 | 19158.625 | 31.922 | 27.0 | 8.0 | NO | 0.999 | NO | bb |
| 6 | 6 | 190722M1_9 | Standard | 50.000 | 5.72 | 7394.622 | 17939.484 | 61.830 | 52.5 | 5.0 | NO | 0.999 | NO | bb |
| 7 | 7 | 190722M1_10 | Standard | 250.000 | 5.71 | 37861.758 | 18666.406 | 304.251 | 263.6 | 5.4 | NO | 0.999 | NO | bb |
| 8 | 8 | 190722M1_11 | Standard | 500.000 | 5.72 | 70620.945 | 18195.252 | 582.193 | 516.9 | 3.4 | NO | 0.999 | NO | bb |
| 9 | 9 | 190722M1_12 | Standard | 1250.000 | 5.71 | 144867.422 | 17519.146 | 1240.364 | 1177.2 | -5.8 | NO | 0.999 | NO | bb |
| 10 | 10 | 190722M1_13 | Standard | 2500.000 | 5.72 | 258953.250 | 16901.072 | 2298.256 | 2544.8 | 1.8 | NO | 0.999 | NO | bb |

**Compound name: PFTrDA**
Coefficient of Determination: R^2 = 0.998149
Calibration curve: -0.000612217 * x^2 + 1.14249 * x + 0.0539235
Response type: Internal Std ( Ref 65 ), Area * ( IS Conc. / IS Area )
Curve type: 2nd Order, Origin: Exclude, Weighting: 1/x, Axis trans: None

| | # | Name | Type | Std. Conc | RT | Area | IS Area | Response | Conc. | %Dev | Conc. Flag | CoD | CoD Flag | x=excluded |
|---|---|---|---|---|---|---|---|---|---|---|---|---|---|---|
| 1 | 1 | 190722M1_4 | Standard | 0.250 | 5.82 | 880.319 | 35866.102 | 0.307 | 0.2 | -11.5 | NO | 0.998 | NO | bb |
| 2 | 2 | 190722M1_5 | Standard | 0.500 | 5.82 | 1951.640 | 37689.852 | 0.647 | 0.5 | 3.9 | NO | 0.998 | NO | bb |
| 3 | 3 | 190722M1_6 | Standard | 1.000 | 5.82 | 3383.408 | 35187.121 | 1.202 | 1.0 | 0.5 | NO | 0.998 | NO | bb |
| 4 | 4 | 190722M1_7 | Standard | 2.000 | 5.82 | 6987.166 | 37205.660 | 2.347 | 2.0 | 0.5 | NO | 0.998 | NO | bb |
| 5 | 5 | 190722M1_8 | Standard | 5.000 | 5.82 | 17986.393 | 39748.355 | 5.656 | 4.9 | -1.7 | NO | 0.998 | NO | bb |
| 6 | 6 | 190722M1_9 | Standard | 10.000 | 5.82 | 33628.137 | 35560.168 | 11.821 | 10.4 | 3.6 | NO | 0.998 | NO | bb |
| 7 | 7 | 190722M1_10 | Standard | 50.000 | 5.82 | 166447.047 | 36397.934 | 57.162 | 51.4 | 2.8 | NO | 0.998 | NO | bb |
| 8 | 8 | 190722M1_11 | Standard | 100.000 | 5.82 | 319759.031 | 34719.320 | 115.123 | 106.8 | 6.8 | NO | 0.998 | NO | bb |
| 9 | 9 | 190722M1_12 | Standard | 250.000 | 5.82 | 628585.875 | 33727.715 | 232.963 | 232.9 | -6.8 | NO | 0.998 | NO | bb |
| 10 | 10 | 190722M1_13 | Standard | 500.000 | 5.82 | 1093546.375 | 32244.893 | 423.922 | 510.8 | 2.2 | NO | 0.998 | NO | bb |

Dataset: F:\Projects\PFAS.PRO\Results\190722M1\190722M1-CRV.qld

Last Altered: Monday, July 22, 2019 13:13:35 Pacific Daylight Time
Printed: Monday, July 22, 2019 13:26:38 Pacific Daylight Time

**Compound name: PFDoS**
Coefficient of Determination: R^2 = 0.999315
Calibration curve: -2.75261e-005 * x^2 + 0.165938 * x + -0.00469544
Response type: Internal Std ( Ref 67 ), Area * ( IS Conc. / IS Area )
Curve type: 2nd Order, Origin: Exclude, Weighting: 1/x, Axis trans: None

| | # | Name | Type | Std. Conc | RT | Area | IS Area | Response | Conc. | %Dev | Conc. Flag | CoD | CoD Flag | x=excluded |
|---|---|---|---|---|---|---|---|---|---|---|---|---|---|---|
| 1 | 1 | 190722M1_4 | Standard | 0.250 | 5.85 | 86.251 | 24533.617 | 0.044 | 0.3 | 17.3 | NO | 0.999 | NO | bb |
| 2 | 2 | 190722M1_5 | Standard | 0.500 | 5.84 | 150.285 | 25057.908 | 0.075 | 0.5 | -4.0 | NO | 0.999 | NO | bb |
| 3 | 3 | 190722M1_6 | Standard | 1.000 | 5.84 | 300.318 | 24546.381 | 0.153 | 1.0 | -5.0 | NO | 0.999 | NO | bb |
| 4 | 4 | 190722M1_7 | Standard | 2.000 | 5.85 | 627.501 | 25520.283 | 0.307 | 1.9 | -5.9 | NO | 0.999 | NO | bb |
| 5 | 5 | 190722M1_8 | Standard | 5.000 | 5.85 | 1641.982 | 27030.195 | 0.759 | 4.6 | -7.8 | NO | 0.999 | NO | bb |
| 6 | 6 | 190722M1_9 | Standard | 10.000 | 5.85 | 3334.150 | 24462.900 | 1.704 | 10.3 | 3.1 | NO | 0.999 | NO | bb |
| 7 | 7 | 190722M1_10 | Standard | 50.000 | 5.84 | 16404.707 | 25008.195 | 8.200 | 49.9 | -0.3 | NO | 0.999 | NO | bb |
| 8 | 8 | 190722M1_11 | Standard | 100.000 | 5.85 | 32527.031 | 23699.754 | 17.156 | 105.3 | 5.3 | NO | 0.999 | NO | bb |
| 9 | 9 | 190722M1_12 | Standard | 250.000 | 5.85 | 67222.758 | 21808.348 | 38.530 | 241.9 | -3.2 | NO | 0.999 | NO | bb |
| 10 | 10 | 190722M1_13 | Standard | 500.000 | 5.85 | 120324.617 | 19652.904 | 76.531 | 503.2 | 0.6 | NO | 0.999 | NO | bb |

**Compound name: PFTeDA**
Correlation coefficient: r = 0.999147, r^2 = 0.998295
Calibration curve: 1.50077 * x + 0.138175
Response type: Internal Std ( Ref 67 ), Area * ( IS Conc. / IS Area )
Curve type: Linear, Origin: Exclude, Weighting: 1/x, Axis trans: None

| | # | Name | Type | Std. Conc | RT | Area | IS Area | Response | Conc. | %Dev | Conc. Flag | CoD | CoD Flag | x=excluded |
|---|---|---|---|---|---|---|---|---|---|---|---|---|---|---|
| 1 | 1 | 190722M1_4 | Standard | 0.250 | 6.04 | 866.865 | 24533.617 | 0.442 | 0.2 | -19.1 | NO | 0.998 | NO | bb |
| 2 | 2 | 190722M1_5 | Standard | 0.500 | 6.04 | 1744.283 | 25057.908 | 0.870 | 0.5 | -2.5 | NO | 0.998 | NO | bb |
| 3 | 3 | 190722M1_6 | Standard | 1.000 | 6.04 | 3219.788 | 24546.381 | 1.640 | 1.0 | 0.0 | NO | 0.998 | NO | db |
| 4 | 4 | 190722M1_7 | Standard | 2.000 | 6.04 | 6134.377 | 25520.283 | 3.005 | 1.9 | -4.5 | NO | 0.998 | NO | bb |
| 5 | 5 | 190722M1_8 | Standard | 5.000 | 6.04 | 17214.193 | 27030.195 | 7.961 | 5.2 | 4.2 | NO | 0.998 | NO | bb |
| 6 | 6 | 190722M1_9 | Standard | 10.000 | 6.05 | 32397.947 | 24462.900 | 16.555 | 10.9 | 9.4 | NO | 0.998 | NO | bb |
| 7 | 7 | 190722M1_10 | Standard | 50.000 | 6.04 | 163116.328 | 25008.195 | 81.531 | 54.2 | 8.5 | NO | 0.998 | NO | bb |
| 8 | 8 | 190722M1_11 | Standard | 100.000 | 6.05 | 308826.531 | 23699.754 | 162.885 | 108.4 | 8.4 | NO | 0.998 | NO | bb |
| 9 | 9 | 190722M1_12 | Standard | 250.000 | 6.04 | 631381.125 | 21808.348 | 361.892 | 241.0 | -3.6 | NO | 0.998 | NO | bb |
| 10 | 10 | 190722M1_13 | Standard | 500.000 | 6.04 | 1168848.375 | 19652.904 | 743.432 | 495.3 | -0.9 | NO | 0.998 | NO | bb |

Dataset: F:\Projects\PFAS.PRO\Results\190722M1\190722M1-CRV.qld

Last Altered: Monday, July 22, 2019 13:13:35 Pacific Daylight Time
Printed: Monday, July 22, 2019 13:26:38 Pacific Daylight Time

**Compound name: N-EtFOSA**
Coefficient of Determination: R^2 = 0.999316
Calibration curve: -4.39453e-005 * x^2 + 0.983871 * x + -0.292612
Response type: Internal Std ( Ref 68 ), Area * ( IS Conc. / IS Area )
Curve type: 2nd Order, Origin: Exclude, Weighting: 1/x, Axis trans: None

| | # | Name | Type | Std. Conc | RT | Area | IS Area | Response | Conc. | %Dev | Conc. Flag | CoD | CoD Flag | x=excluded |
|---|---|---|---|---|---|---|---|---|---|---|---|---|---|---|
| 1 | 1 | 190722M1_4 | Standard | 1.250 | 6.15 | 101.507 | 21304.605 | 0.715 | 1.0 | -18.1 | NO | 0.999 | NO | bb |
| 2 | 2 | 190722M1_5 | Standard | 2.500 | 6.16 | 355.757 | 23668.131 | 2.255 | 2.6 | 3.6 | NO | 0.999 | NO | bb |
| 3 | 3 | 190722M1_6 | Standard | 5.000 | 6.15 | 704.680 | 21497.307 | 4.917 | 5.3 | 5.9 | NO | 0.999 | NO | bb |
| 4 | 4 | 190722M1_7 | Standard | 10.000 | 6.15 | 1535.194 | 23583.982 | 9.764 | 10.2 | 2.3 | NO | 0.999 | NO | bb |
| 5 | 5 | 190722M1_8 | Standard | 25.000 | 6.15 | 3849.927 | 23549.482 | 24.522 | 25.3 | 1.0 | NO | 0.999 | NO | bb |
| 6 | 6 | 190722M1_9 | Standard | 50.000 | 6.15 | 7349.969 | 22318.830 | 49.398 | 50.6 | 1.2 | NO | 0.999 | NO | bb |
| 7 | 7 | 190722M1_10 | Standard | 250.000 | 6.15 | 37530.723 | 22303.699 | 252.407 | 259.9 | 3.9 | NO | 0.999 | NO | bb |
| 8 | 8 | 190722M1_11 | Standard | 500.000 | 6.15 | 68166.070 | 20623.604 | 495.787 | 516.1 | 3.2 | NO | 0.999 | NO | bb |
| 9 | 9 | 190722M1_12 | Standard | 1250.000 | 6.15 | 138086.688 | 18540.406 | 1117.182 | 1200.1 | -4.0 | NO | 0.999 | NO | bb |
| 10 | 10 | 190722M1_13 | Standard | 2500.000 | 6.15 | 240326.031 | 16366.620 | 2202.587 | 2523.4 | 0.9 | NO | 0.999 | NO | bb |

**Compound name: PFHxDA**
Coefficient of Determination: R^2 = 0.999962
Calibration curve: -0.00028136 * x^2 + 0.657654 * x + 0.0293459
Response type: Internal Std ( Ref 69 ), Area * ( IS Conc. / IS Area )
Curve type: 2nd Order, Origin: Exclude, Weighting: 1/x, Axis trans: None

| | # | Name | Type | Std. Conc | RT | Area | IS Area | Response | Conc. | %Dev | Conc. Flag | CoD | CoD Flag | x=excluded |
|---|---|---|---|---|---|---|---|---|---|---|---|---|---|---|
| 1 | 1 | 190722M1_4 | Standard | 0.250 | 6.38 | 513.778 | 11797.870 | 0.218 | 0.3 | 14.6 | NO | 1.000 | NO | bb |
| 2 | 2 | 190722M1_5 | Standard | 0.500 | 6.40 | 893.050 | 13134.137 | 0.340 | 0.5 | -5.5 | NO | 1.000 | NO | bb |
| 3 | 3 | 190722M1_6 | Standard | 1.000 | 6.38 | 1684.509 | 12505.977 | 0.673 | 1.0 | -2.0 | NO | 1.000 | NO | bb |
| 4 | 4 | 190722M1_7 | Standard | 2.000 | 6.38 | 3461.457 | 13630.720 | 1.270 | 1.9 | -5.6 | NO | 1.000 | NO | bb |
| 5 | 5 | 190722M1_8 | Standard | 5.000 | 6.38 | 9031.181 | 14086.746 | 3.206 | 4.8 | -3.2 | NO | 1.000 | NO | bb |
| 6 | 6 | 190722M1_9 | Standard | 10.000 | 6.38 | 16027.866 | 11944.516 | 6.709 | 10.2 | 2.0 | NO | 1.000 | NO | bb |
| 7 | 7 | 190722M1_10 | Standard | 50.000 | 6.38 | 83977.273 | 13095.914 | 32.062 | 49.8 | -0.5 | NO | 1.000 | NO | bb |
| 8 | 8 | 190722M1_11 | Standard | 100.000 | 6.38 | 155073.625 | 12310.342 | 62.985 | 100.0 | 0.0 | NO | 1.000 | NO | bb |
| 9 | 9 | 190722M1_12 | Standard | 250.000 | 6.38 | 336614.219 | 11431.851 | 147.226 | 250.7 | 0.3 | NO | 1.000 | NO | bb |
| 10 | 10 | 190722M1_13 | Standard | 500.000 | 6.38 | 585571.063 | 11333.142 | 258.345 | 499.5 | -0.1 | NO | 1.000 | NO | bb |

Dataset: F:\Projects\PFAS.PRO\Results\190722M1\190722M1-CRV.qld

Last Altered: Monday, July 22, 2019 13:13:35 Pacific Daylight Time
Printed: Monday, July 22, 2019 13:26:38 Pacific Daylight Time

**Compound name: PFODA**
Correlation coefficient: r = 0.997667, r^2 = 0.995340
Calibration curve: 0.760337 * x + 0.0535536
Response type: Internal Std ( Ref 69 ), Area * ( IS Conc. / IS Area )
Curve type: Linear, Origin: Include, Weighting: 1/x, Axis trans: None

| | # | Name | Type | Std. Conc | RT | Area | IS Area | Response | Conc. | %Dev | Conc. Flag | CoD | CoD Flag | x=excluded |
|---|---|---|---|---|---|---|---|---|---|---|---|---|---|---|
| 1 | 1 | 190722M1_4 | Standard | 0.250 | 6.63 | 541.114 | 11797.870 | 0.229 | 0.2 | -7.5 | NO | 0.995 | NO | bb |
| 2 | 2 | 190722M1_5 | Standard | 0.500 | 6.65 | 1068.658 | 13134.137 | 0.407 | 0.5 | -7.1 | NO | 0.995 | NO | bb |
| 3 | 3 | 190722M1_6 | Standard | 1.000 | 6.63 | 2030.675 | 12505.977 | 0.812 | 1.0 | -0.3 | NO | 0.995 | NO | bb |
| 4 | 4 | 190722M1_7 | Standard | 2.000 | 6.63 | 4374.636 | 13630.720 | 1.605 | 2.0 | 2.0 | NO | 0.995 | NO | bb |
| 5 | 5 | 190722M1_8 | Standard | 5.000 | 6.63 | 11379.397 | 14086.746 | 4.039 | 5.2 | 4.8 | NO | 0.995 | NO | bb |
| 6 | 6 | 190722M1_9 | Standard | 10.000 | 6.63 | 21262.186 | 11944.516 | 8.900 | 11.6 | 16.4 | NO | 0.995 | NO | bb |
| 7 | 7 | 190722M1_10 | Standard | 50.000 | 6.63 | 109864.828 | 13095.914 | 41.946 | 55.1 | 10.2 | NO | 0.995 | NO | bb |
| 8 | 8 | 190722M1_11 | Standard | 100.000 | 6.63 | 207847.906 | 12310.342 | 84.420 | 111.( | 11.0 | NO | 0.995 | NO | bb |
| 9 | 9 | 190722M1_12 | Standard | 250.000 | 6.63 | 454528.688 | 11431.851 | 198.799 | 261.4 | 4.6 | NO | 0.995 | NO | bb |
| 10 | 10 | 190722M1_13 | Standard | 500.000 | 6.63 | 811311.75( | 11333.142 | 357.938 | 470.7 | -5.9 | NO | 0.995 | NO | bb |

**Compound name: N-MeFOSE**
Correlation coefficient: r = 0.999814, r^2 = 0.999627
Calibration curve: 1.11748 * x + 0.0028163
Response type: Internal Std ( Ref 70 ), Area * ( IS Conc. / IS Area )
Curve type: Linear, Origin: Exclude, Weighting: 1/x, Axis trans: None

| | # | Name | Type | Std. Conc | RT | Area | IS Area | Response | Conc. | %Dev | Conc. Flag | CoD | CoD Flag | x=excluded |
|---|---|---|---|---|---|---|---|---|---|---|---|---|---|---|
| 1 | 1 | 190722M1_4 | Standard | 1.250 | 6.35 | 142.945 | 14114.705 | 1.519 | 1.4 | 8.6 | NO | 1.000 | NO | bb |
| 2 | 2 | 190722M1_5 | Standard | 2.500 | 6.36 | 275.433 | 15183.258 | 2.721 | 2.4 | -2.7 | NO | 1.000 | NO | bb |
| 3 | 3 | 190722M1_6 | Standard | 5.000 | 6.35 | 489.998 | 14793.784 | 4.968 | 4.4 | -11.1 | NO | 1.000 | NO | bb |
| 4 | 4 | 190722M1_7 | Standard | 10.000 | 6.35 | 1189.149 | 15722.974 | 11.345 | 10.1 | 1.5 | NO | 1.000 | NO | bb |
| 5 | 5 | 190722M1_8 | Standard | 25.000 | 6.35 | 2783.181 | 15649.076 | 26.677 | 23.9 | -4.5 | NO | 1.000 | NO | bb |
| 6 | 6 | 190722M1_9 | Standard | 50.000 | 6.35 | 5900.228 | 14921.587 | 59.312 | 53.1 | 6.1 | NO | 1.000 | NO | bd |
| 7 | 7 | 190722M1_10 | Standard | 250.000 | 6.35 | 28270.703 | 14648.056 | 289.500 | 259.1 | 3.6 | NO | 1.000 | NO | bb |
| 8 | 8 | 190722M1_11 | Standard | 500.000 | 6.35 | 55998.887 | 14981.688 | 560.673 | 501.7 | 0.3 | NO | 1.000 | NO | bb |
| 9 | 9 | 190722M1_12 | Standard | 1250.000 | 6.35 | 130194.523 | 14359.571 | 1360.011 | 1217.0 | -2.6 | NO | 1.000 | NO | bb |
| 10 | 10 | 190722M1_13 | Standard | 2500.000 | 6.35 | 267832.500 | 14262.917 | 2816.736 | 2520.6 | 0.8 | NO | 1.000 | NO | bb |

Dataset: F:\Projects\PFAS.PRO\Results\190722M1\190722M1-CRV.qld

Last Altered: Monday, July 22, 2019 13:13:35 Pacific Daylight Time
Printed: Monday, July 22, 2019 13:26:38 Pacific Daylight Time

**Compound name: N-EtFOSE**
Correlation coefficient: r = 0.999619, r^2 = 0.999239
Calibration curve: 1.29498 * x + -0.0851508
Response type: Internal Std ( Ref 71 ), Area * ( IS Conc. / IS Area )
Curve type: Linear, Origin: Exclude, Weighting: 1/x, Axis trans: None

| | # | Name | Type | Std. Conc | RT | Area | IS Area | Response | Conc. | %Dev | Conc. Flag | CoD | CoD Flag | x=excluded |
|---|---|---|---|---|---|---|---|---|---|---|---|---|---|---|
| 1 | 1 | 190722M1_4 | Standard | 1.250 | 6.50 | 137.647 | 15632.325 | 1.321 | 1.1 | -13.1 | NO | 0.999 | NO | bb |
| 2 | 2 | 190722M1_5 | Standard | 2.500 | 6.51 | 380.815 | 15954.395 | 3.580 | 2.8 | 13.2 | NO | 0.999 | NO | bb |
| 3 | 3 | 190722M1_6 | Standard | 5.000 | 6.50 | 642.558 | 15644.520 | 6.161 | 4.8 | -3.5 | NO | 0.999 | NO | bb |
| 4 | 4 | 190722M1_7 | Standard | 10.000 | 6.50 | 1396.000 | 16621.113 | 12.598 | 9.8 | -2.1 | NO | 0.999 | NO | bb |
| 5 | 5 | 190722M1_8 | Standard | 25.000 | 6.50 | 3454.849 | 16588.672 | 31.240 | 24.2 | -3.2 | NO | 0.999 | NO | bb |
| 6 | 6 | 190722M1_9 | Standard | 50.000 | 6.50 | 6699.854 | 15590.012 | 64.463 | 49.8 | -0.3 | NO | 0.999 | NO | bb |
| 7 | 7 | 190722M1_10 | Standard | 250.000 | 6.50 | 35302.969 | 15657.459 | 338.206 | 261.2 | 4.5 | NO | 0.999 | NO | bb |
| 8 | 8 | 190722M1_11 | Standard | 500.000 | 6.50 | 70170.711 | 15222.166 | 691.466 | 534.0 | 6.8 | NO | 0.999 | NO | bb |
| 9 | 9 | 190722M1_12 | Standard | 1250.000 | 6.50 | 156135.172 | 14605.532 | 1603.521 | 1238.3 | -0.9 | NO | 0.999 | NO | bb |
| 10 | 10 | 190722M1_13 | Standard | 2500.000 | 6.50 | 315517.375 | 14811.076 | 3195.420 | 2467.6 | -1.3 | NO | 0.999 | NO | bb |

**Compound name: 13C3-PFBA**
Response Factor: 0.733681
RRF SD: 0.0177614, Relative SD: 2.42086
Response type: Internal Std ( Ref 72 ), Area * ( IS Conc. / IS Area )
Curve type: RF

| | # | Name | Type | Std. Conc | RT | Area | IS Area | Response | Conc. | %Dev | Conc. Flag | CoD | CoD Flag | x=excluded |
|---|---|---|---|---|---|---|---|---|---|---|---|---|---|---|
| 1 | 1 | 190722M1_4 | Standard | 12.500 | 1.15 | 7535.072 | 10850.134 | 8.681 | 11.8 | -5.3 | NO | | NO | bb |
| 2 | 2 | 190722M1_5 | Standard | 12.500 | 1.15 | 7667.957 | 10409.271 | 9.208 | 12.6 | 0.4 | NO | | NO | MM |
| 3 | 3 | 190722M1_6 | Standard | 12.500 | 1.16 | 7940.078 | 10719.811 | 9.259 | 12.6 | 1.0 | NO | | NO | bb |
| 4 | 4 | 190722M1_7 | Standard | 12.500 | 1.16 | 7913.104 | 10464.392 | 9.452 | 12.9 | 3.1 | NO | | NO | bb |
| 5 | 5 | 190722M1_8 | Standard | 12.500 | 1.16 | 8268.948 | 11249.724 | 9.188 | 12.5 | 0.2 | NO | | NO | MM |
| 6 | 6 | 190722M1_9 | Standard | 12.500 | 1.15 | 7860.292 | 10605.924 | 9.264 | 12.6 | 1.0 | NO | | NO | bb |
| 7 | 7 | 190722M1_10 | Standard | 12.500 | 1.16 | 7803.057 | 10757.842 | 9.067 | 12.4 | -1.1 | NO | | NO | bb |
| 8 | 8 | 190722M1_11 | Standard | 12.500 | 1.16 | 7935.086 | 10641.384 | 9.321 | 12.7 | 1.6 | NO | | NO | MM |
| 9 | 9 | 190722M1_12 | Standard | 12.500 | 1.16 | 7764.940 | 10847.547 | 8.948 | 12.2 | -2.4 | NO | | NO | bb |
| 10 | 10 | 190722M1_13 | Standard | 12.500 | 1.16 | 7748.437 | 10389.314 | 9.323 | 12.7 | 1.7 | NO | | NO | bb |

Dataset: F:\Projects\PFAS.PRO\Results\190722M1\190722M1-CRV.qld

Last Altered: Monday, July 22, 2019 13:13:35 Pacific Daylight Time
Printed: Monday, July 22, 2019 13:26:38 Pacific Daylight Time

**Compound name: 13C3-PFPeA**
Response Factor: 0.498108
RRF SD: 0.0236712, Relative SD: 4.75223
Response type: Internal Std ( Ref 73 ), Area * ( IS Conc. / IS Area )
Curve type: RF

| | # Name | Type | Std. Conc | RT | Area | IS Area | Response | Conc. | %Dev | Conc. Flag | CoD | CoD Flag | x=excluded |
|---|---|---|---|---|---|---|---|---|---|---|---|---|---|
| 1 | 1 190722M1_4 | Standard | 12.500 | 2.14 | 15615.620 | 33051.543 | 5.906 | 11.9 | -5.1 | NO | | NO | bb |
| 2 | 2 190722M1_5 | Standard | 12.500 | 2.15 | 15644.763 | 33461.480 | 5.844 | 11.7 | -6.1 | NO | | NO | bb |
| 3 | 3 190722M1_6 | Standard | 12.500 | 2.15 | 15402.321 | 30822.049 | 6.246 | 12.5 | 0.3 | NO | | NO | bb |
| 4 | 4 190722M1_7 | Standard | 12.500 | 2.15 | 16573.887 | 32740.182 | 6.328 | 12.7 | 1.6 | NO | | NO | bb |
| 5 | 5 190722M1_8 | Standard | 12.500 | 2.15 | 16136.088 | 34149.691 | 5.906 | 11.9 | -5.1 | NO | | NO | bb |
| 6 | 6 190722M1_9 | Standard | 12.500 | 2.15 | 15546.884 | 31217.115 | 6.225 | 12.5 | -0.0 | NO | | NO | MM |
| 7 | 7 190722M1_10 | Standard | 12.500 | 2.15 | 15661.723 | 31695.689 | 6.177 | 12.4 | -0.8 | NO | | NO | MM |
| 8 | 8 190722M1_11 | Standard | 12.500 | 2.15 | 15504.576 | 30821.445 | 6.288 | 12.6 | 1.0 | NO | | NO | bd |
| 9 | 9 190722M1_12 | Standard | 12.500 | 2.15 | 14045.382 | 26753.777 | 6.562 | 13.2 | 5.4 | NO | | NO | bb |
| 10 | 10 190722M1_13 | Standard | 12.500 | 2.15 | 13207.372 | 24348.354 | 6.780 | 13.6 | 8.9 | NO | | NO | bb |

**Compound name: 13C3-PFBS**
Response Factor: 1.05751
RRF SD: 0.0337229, Relative SD: 3.18889
Response type: Internal Std ( Ref 74 ), Area * ( IS Conc. / IS Area )
Curve type: RF

| | # Name | Type | Std. Conc | RT | Area | IS Area | Response | Conc. | %Dev | Conc. Flag | CoD | CoD Flag | x=excluded |
|---|---|---|---|---|---|---|---|---|---|---|---|---|---|
| 1 | 1 190722M1_4 | Standard | 12.500 | 2.45 | 2236.356 | 2116.563 | 13.207 | 12.5 | -0.1 | NO | | NO | bb |
| 2 | 2 190722M1_5 | Standard | 12.500 | 2.44 | 2328.057 | 2194.463 | 13.261 | 12.5 | 0.3 | NO | | NO | bb |
| 3 | 3 190722M1_6 | Standard | 12.500 | 2.45 | 2135.009 | 2131.238 | 12.522 | 11.8 | -5.3 | NO | | NO | bb |
| 4 | 4 190722M1_7 | Standard | 12.500 | 2.45 | 2286.379 | 2123.718 | 13.457 | 12.7 | 1.8 | NO | | NO | bb |
| 5 | 5 190722M1_8 | Standard | 12.500 | 2.45 | 2378.276 | 2183.460 | 13.615 | 12.9 | 3.0 | NO | | NO | bb |
| 6 | 6 190722M1_9 | Standard | 12.500 | 2.45 | 2169.553 | 2036.903 | 13.314 | 12.6 | 0.7 | NO | | NO | bb |
| 7 | 7 190722M1_10 | Standard | 12.500 | 2.45 | 2223.375 | 2117.294 | 13.126 | 12.4 | -0.7 | NO | | NO | bb |
| 8 | 8 190722M1_11 | Standard | 12.500 | 2.45 | 2050.346 | 2008.983 | 12.757 | 12.1 | -3.5 | NO | | NO | bb |
| 9 | 9 190722M1_12 | Standard | 12.500 | 2.45 | 1839.875 | 1777.154 | 12.941 | 12.2 | -2.1 | NO | | NO | bb |
| 10 | 10 190722M1_13 | Standard | 12.500 | 2.45 | 1668.475 | 1491.091 | 13.987 | 13.2 | 5.8 | NO | | NO | bb |

Dataset: F:\Projects\PFAS.PRO\Results\190722M1\190722M1-CRV.qld

Last Altered: Monday, July 22, 2019 13:13:35 Pacific Daylight Time
Printed: Monday, July 22, 2019 13:26:38 Pacific Daylight Time

**Compound name: 13C3-HFPO-DA**
Response Factor: 0.133956
RRF SD: 0.014504, Relative SD: 10.8275
Response type: Internal Std ( Ref 73 ), Area * ( IS Conc. / IS Area )
Curve type: RF

| | # Name | Type | Std. Conc | RT | Area | IS Area | Response | Conc. | %Dev | Conc. Flag | CoD | CoD Flag | x=excluded |
|---|---|---|---|---|---|---|---|---|---|---|---|---|---|
| 1 | 1 190722M1_4 | Standard | 5.000 | 3.17 | 1911.858 | 33051.543 | 0.723 | 5.4 | 8.0 | NO | | NO | bb |
| 2 | 2 190722M1_5 | Standard | 5.000 | 3.18 | 1900.246 | 33461.480 | 0.710 | 5.3 | 6.0 | NO | | NO | bb |
| 3 | 3 190722M1_6 | Standard | 5.000 | 3.17 | 1798.144 | 30822.049 | 0.729 | 5.4 | 8.9 | NO | | NO | bb |
| 4 | 4 190722M1_7 | Standard | 5.000 | 3.17 | 1502.926 | 32740.182 | 0.574 | 4.3 | -14.3 | NO | | NO | bb |
| 5 | 5 190722M1_8 | Standard | 5.000 | 3.17 | 1823.471 | 34149.691 | 0.667 | 5.0 | -0.3 | NO | | NO | bb |
| 6 | 6 190722M1_9 | Standard | 5.000 | 3.17 | 1583.915 | 31217.115 | 0.634 | 4.7 | -5.3 | NO | | NO | bb |
| 7 | 7 190722M1_10 | Standard | 5.000 | 3.17 | 1516.116 | 31695.689 | 0.598 | 4.5 | -10.7 | NO | | NO | bb |
| 8 | 8 190722M1_11 | Standard | 5.000 | 3.17 | 1625.359 | 30821.445 | 0.659 | 4.9 | -1.6 | NO | | NO | bb |
| 9 | 9 190722M1_12 | Standard | 5.000 | 3.17 | 1723.773 | 26753.777 | 0.805 | 6.0 | 20.2 | NO | | NO | bb |
| 10 | 10 190722M1_13 | Standard | 5.000 | 3.18 | 1164.100 | 24348.354 | 0.598 | 4.5 | -10.8 | NO | | NO | bb |

**Compound name: 13C2-4:2 FTS**
Response Factor: 1.64992
RRF SD: 0.128404, Relative SD: 7.78244
Response type: Internal Std ( Ref 74 ), Area * ( IS Conc. / IS Area )
Curve type: RF

| | # Name | Type | Std. Conc | RT | Area | IS Area | Response | Conc. | %Dev | Conc. Flag | CoD | CoD Flag | x=excluded |
|---|---|---|---|---|---|---|---|---|---|---|---|---|---|
| 1 | 1 190722M1_4 | Standard | 12.500 | 2.88 | 3670.744 | 2116.563 | 21.679 | 13.1 | 5.1 | NO | | NO | bb |
| 2 | 2 190722M1_5 | Standard | 12.500 | 2.88 | 3757.099 | 2194.463 | 21.401 | 13.0 | 3.8 | NO | | NO | bb |
| 3 | 3 190722M1_6 | Standard | 12.500 | 2.88 | 3580.179 | 2131.238 | 20.998 | 12.7 | 1.8 | NO | | NO | bb |
| 4 | 4 190722M1_7 | Standard | 12.500 | 2.88 | 3900.635 | 2123.718 | 22.959 | 13.9 | 11.3 | NO | | NO | bb |
| 5 | 5 190722M1_8 | Standard | 12.500 | 2.88 | 3671.611 | 2183.460 | 21.019 | 12.7 | 1.9 | NO | | NO | bb |
| 6 | 6 190722M1_9 | Standard | 12.500 | 2.88 | 3615.187 | 2036.903 | 22.186 | 13.4 | 7.6 | NO | | NO | bb |
| 7 | 7 190722M1_10 | Standard | 12.500 | 2.88 | 3349.761 | 2117.294 | 19.776 | 12.0 | -4.1 | NO | | NO | bb |
| 8 | 8 190722M1_11 | Standard | 12.500 | 2.88 | 3083.802 | 2008.983 | 19.188 | 11.6 | -7.0 | NO | | NO | bb |
| 9 | 9 190722M1_12 | Standard | 12.500 | 2.88 | 2504.447 | 1777.154 | 17.616 | 10.7 | -14.6 | NO | | NO | bb |
| 10 | 10 190722M1_13 | Standard | 12.500 | 2.88 | 2316.492 | 1491.091 | 19.419 | 11.8 | -5.8 | NO | | NO | bb |

Dataset: F:\Projects\PFAS.PRO\Results\190722M1\190722M1-CRV.qld

Last Altered: Monday, July 22, 2019 13:13:35 Pacific Daylight Time
Printed: Monday, July 22, 2019 13:26:38 Pacific Daylight Time

**Compound name: 13C2-PFHxA**
Response Factor: 0.97768
RRF SD: 0.0341838, Relative SD: 3.49642
Response type: Internal Std ( Ref 73 ), Area * ( IS Conc. / IS Area )
Curve type: RF

| | # | Name | Type | Std. Conc | RT | Area | IS Area | Response | Conc. | %Dev | Conc. Flag | CoD | CoD Flag | x=excluded |
|---|---|---|---|---|---|---|---|---|---|---|---|---|---|---|
| 1 | 1 | 190722M1_4 | Standard | 5.000 | 2.96 | 12177.271 | 33051.543 | 4.605 | 4.7 | -5.8 | NO | | NO | bb |
| 2 | 2 | 190722M1_5 | Standard | 5.000 | 2.96 | 12908.381 | 33461.480 | 4.822 | 4.9 | -1.4 | NO | | NO | bb |
| 3 | 3 | 190722M1_6 | Standard | 5.000 | 2.97 | 11943.897 | 30822.049 | 4.844 | 5.0 | -0.9 | NO | | NO | bb |
| 4 | 4 | 190722M1_7 | Standard | 5.000 | 2.96 | 13020.162 | 32740.182 | 4.971 | 5.1 | 1.7 | NO | | NO | bb |
| 5 | 5 | 190722M1_8 | Standard | 5.000 | 2.96 | 13060.069 | 34149.691 | 4.780 | 4.9 | -2.2 | NO | | NO | bb |
| 6 | 6 | 190722M1_9 | Standard | 5.000 | 2.96 | 12196.678 | 31217.115 | 4.884 | 5.0 | -0.1 | NO | | NO | bb |
| 7 | 7 | 190722M1_10 | Standard | 5.000 | 2.96 | 12268.250 | 31695.689 | 4.838 | 4.9 | -1.0 | NO | | NO | bb |
| 8 | 8 | 190722M1_11 | Standard | 5.000 | 2.97 | 11871.380 | 30821.445 | 4.815 | 4.9 | -1.5 | NO | | NO | bb |
| 9 | 9 | 190722M1_12 | Standard | 5.000 | 2.96 | 11058.899 | 26753.777 | 5.167 | 5.3 | 5.7 | NO | | NO | bb |
| 10 | 10 | 190722M1_13 | Standard | 5.000 | 2.97 | 10046.051 | 24348.354 | 5.157 | 5.3 | 5.5 | NO | | NO | bb |

**Compound name: 13C4-PFHpA**
Response Factor: 0.478533
RRF SD: 0.021691, Relative SD: 4.53282
Response type: Internal Std ( Ref 73 ), Area * ( IS Conc. / IS Area )
Curve type: RF

| | # | Name | Type | Std. Conc | RT | Area | IS Area | Response | Conc. | %Dev | Conc. Flag | CoD | CoD Flag | x=excluded |
|---|---|---|---|---|---|---|---|---|---|---|---|---|---|---|
| 1 | 1 | 190722M1_4 | Standard | 12.500 | 3.58 | 15466.499 | 33051.543 | 5.849 | 12.2 | -2.2 | NO | | NO | bb |
| 2 | 2 | 190722M1_5 | Standard | 12.500 | 3.58 | 16469.510 | 33461.480 | 6.152 | 12.9 | 2.9 | NO | | NO | bb |
| 3 | 3 | 190722M1_6 | Standard | 12.500 | 3.58 | 15694.526 | 30822.049 | 6.365 | 13.3 | 6.4 | NO | | NO | bb |
| 4 | 4 | 190722M1_7 | Standard | 12.500 | 3.58 | 16354.851 | 32740.182 | 6.244 | 13.0 | 4.4 | NO | | NO | bb |
| 5 | 5 | 190722M1_8 | Standard | 12.500 | 3.59 | 16565.537 | 34149.691 | 6.064 | 12.7 | 1.4 | NO | | NO | bb |
| 6 | 6 | 190722M1_9 | Standard | 12.500 | 3.59 | 15015.037 | 31217.115 | 6.012 | 12.6 | 0.5 | NO | | NO | bd |
| 7 | 7 | 190722M1_10 | Standard | 12.500 | 3.58 | 15372.816 | 31695.689 | 6.063 | 12.7 | 1.4 | NO | | NO | bb |
| 8 | 8 | 190722M1_11 | Standard | 12.500 | 3.59 | 14399.047 | 30821.445 | 5.840 | 12.2 | -2.4 | NO | | NO | bb |
| 9 | 9 | 190722M1_12 | Standard | 12.500 | 3.59 | 12478.941 | 26753.777 | 5.830 | 12.2 | -2.5 | NO | | NO | bb |
| 10 | 10 | 190722M1_13 | Standard | 12.500 | 3.59 | 10512.502 | 24348.354 | 5.397 | 11.3 | -9.8 | NO | | NO | bb |

Dataset: F:\Projects\PFAS.PRO\Results\190722M1\190722M1-CRV.qld

Last Altered: Monday, July 22, 2019 13:13:35 Pacific Daylight Time
Printed: Monday, July 22, 2019 13:26:38 Pacific Daylight Time

**Compound name: 13C3-PFHxS**
Response Factor: 2.02371
RRF SD: 0.0767424, Relative SD: 3.79216
Response type: Internal Std ( Ref 74 ), Area * ( IS Conc. / IS Area )
Curve type: RF

| | # Name | Type | Std. Conc | RT | Area | IS Area | Response | Conc. | %Dev | Conc. Flag | CoD | CoD Flag | x=excluded |
|---|---|---|---|---|---|---|---|---|---|---|---|---|---|
| 1 | 1 190722M1_4 | Standard | 12.500 | 3.74 | 4237.713 | 2116.563 | 25.027 | 12.4 | -1.1 | NO | | NO | bb |
| 2 | 2 190722M1_5 | Standard | 12.500 | 3.74 | 4295.812 | 2194.463 | 24.470 | 12.1 | -3.3 | NO | | NO | bb |
| 3 | 3 190722M1_6 | Standard | 12.500 | 3.74 | 4291.999 | 2131.238 | 25.173 | 12.4 | -0.5 | NO | | NO | bb |
| 4 | 4 190722M1_7 | Standard | 12.500 | 3.74 | 4626.274 | 2123.718 | 27.230 | 13.5 | 7.6 | NO | | NO | bb |
| 5 | 5 190722M1_8 | Standard | 12.500 | 3.75 | 4549.954 | 2183.460 | 26.048 | 12.9 | 3.0 | NO | | NO | bb |
| 6 | 6 190722M1_9 | Standard | 12.500 | 3.75 | 4222.706 | 2036.903 | 25.914 | 12.8 | 2.4 | NO | | NO | bb |
| 7 | 7 190722M1_10 | Standard | 12.500 | 3.74 | 4304.553 | 2117.294 | 25.413 | 12.6 | 0.5 | NO | | NO | bb |
| 8 | 8 190722M1_11 | Standard | 12.500 | 3.75 | 3916.082 | 2008.983 | 24.366 | 12.0 | -3.7 | NO | | NO | bb |
| 9 | 9 190722M1_12 | Standard | 12.500 | 3.74 | 3613.687 | 1777.154 | 25.418 | 12.6 | 0.5 | NO | | NO | bb |
| 10 | 10 190722M1_13 | Standard | 12.500 | 3.75 | 2851.692 | 1491.091 | 23.906 | 11.8 | -5.5 | NO | | NO | bb |

**Compound name: 13C2-6:2 FTS**
Response Factor: 0.536222
RRF SD: 0.0352734, Relative SD: 6.57812
Response type: Internal Std ( Ref 77 ), Area * ( IS Conc. / IS Area )
Curve type: RF

| | # Name | Type | Std. Conc | RT | Area | IS Area | Response | Conc. | %Dev | Conc. Flag | CoD | CoD Flag | x=excluded |
|---|---|---|---|---|---|---|---|---|---|---|---|---|---|
| 1 | 1 190722M1_4 | Standard | 12.500 | 4.05 | 2786.472 | 4991.087 | 6.979 | 13.0 | 4.1 | NO | | NO | bb |
| 2 | 2 190722M1_5 | Standard | 12.500 | 4.06 | 2769.114 | 5000.113 | 6.923 | 12.9 | 3.3 | NO | | NO | bb |
| 3 | 3 190722M1_6 | Standard | 12.500 | 4.06 | 2622.355 | 4901.221 | 6.688 | 12.5 | -0.2 | NO | | NO | bb |
| 4 | 4 190722M1_7 | Standard | 12.500 | 4.06 | 2784.607 | 5073.991 | 6.860 | 12.8 | 2.3 | NO | | NO | bb |
| 5 | 5 190722M1_8 | Standard | 12.500 | 4.06 | 2891.434 | 5015.092 | 7.207 | 13.4 | 7.5 | NO | | NO | bb |
| 6 | 6 190722M1_9 | Standard | 12.500 | 4.06 | 2648.652 | 4731.726 | 6.997 | 13.0 | 4.4 | NO | | NO | bb |
| 7 | 7 190722M1_10 | Standard | 12.500 | 4.06 | 2695.782 | 4823.493 | 6.986 | 13.0 | 4.2 | NO | | NO | bb |
| 8 | 8 190722M1_11 | Standard | 12.500 | 4.06 | 2231.852 | 4686.748 | 5.953 | 11.1 | -11.2 | NO | | NO | bb |
| 9 | 9 190722M1_12 | Standard | 12.500 | 4.06 | 1952.420 | 4103.574 | 5.947 | 11.1 | -11.3 | NO | | NO | bb |
| 10 | 10 190722M1_13 | Standard | 12.500 | 4.06 | 1916.864 | 3692.703 | 6.489 | 12.1 | -3.2 | NO | | NO | bb |

Dataset: F:\Projects\PFAS.PRO\Results\190722M1\190722M1-CRV.qld

Last Altered: Monday, July 22, 2019 13:13:35 Pacific Daylight Time
Printed: Monday, July 22, 2019 13:26:38 Pacific Daylight Time

**Compound name: 13C5-PFNA**
Response Factor: 1.00185
RRF SD: 0.0211068, Relative SD: 2.10677
Response type: Internal Std ( Ref 76 ), Area * ( IS Conc. / IS Area )
Curve type: RF

| | # Name | Type | Std. Conc | RT | Area | IS Area | Response | Conc. | %Dev | Conc. Flag | CoD | CoD Flag | x=excluded |
|---|---|---|---|---|---|---|---|---|---|---|---|---|---|
| 1 | 1 190722M1_4 | Standard | 12.500 | 4.56 | 26994.145 | 28154.537 | 11.985 | 12.0 | -4.3 | NO | | NO | bb |
| 2 | 2 190722M1_5 | Standard | 12.500 | 4.56 | 28537.123 | 28146.664 | 12.673 | 12.6 | 1.2 | NO | | NO | bb |
| 3 | 3 190722M1_6 | Standard | 12.500 | 4.56 | 27063.857 | 27420.799 | 12.337 | 12.3 | -1.5 | NO | | NO | bb |
| 4 | 4 190722M1_7 | Standard | 12.500 | 4.56 | 28643.977 | 28130.104 | 12.728 | 12.7 | 1.6 | NO | | NO | bb |
| 5 | 5 190722M1_8 | Standard | 12.500 | 4.57 | 29767.006 | 29337.896 | 12.683 | 12.7 | 1.3 | NO | | NO | bb |
| 6 | 6 190722M1_9 | Standard | 12.500 | 4.56 | 26302.541 | 26887.838 | 12.228 | 12.2 | -2.4 | NO | | NO | bb |
| 7 | 7 190722M1_10 | Standard | 12.500 | 4.56 | 26637.002 | 26248.543 | 12.685 | 12.7 | 1.3 | NO | | NO | bb |
| 8 | 8 190722M1_11 | Standard | 12.500 | 4.57 | 26110.186 | 25464.787 | 12.817 | 12.8 | 2.3 | NO | | NO | bb |
| 9 | 9 190722M1_12 | Standard | 12.500 | 4.57 | 22971.619 | 22748.998 | 12.622 | 12.6 | 0.8 | NO | | NO | bb |
| 10 | 10 190722M1_13 | Standard | 12.500 | 4.56 | 19516.545 | 19558.701 | 12.473 | 12.4 | -0.4 | NO | | NO | bb |

**Compound name: 13C8-PFOSA**
Response Factor: 0.167568
RRF SD: 0.00800781, Relative SD: 4.77885
Response type: Internal Std ( Ref 79 ), Area * ( IS Conc. / IS Area )
Curve type: RF

| | # Name | Type | Std. Conc | RT | Area | IS Area | Response | Conc. | %Dev | Conc. Flag | CoD | CoD Flag | x=excluded |
|---|---|---|---|---|---|---|---|---|---|---|---|---|---|
| 1 | 1 190722M1_4 | Standard | 12.500 | 4.62 | 6999.135 | 43120.508 | 2.029 | 12.1 | -3.1 | NO | | NO | bb |
| 2 | 2 190722M1_5 | Standard | 12.500 | 4.62 | 7118.328 | 43671.777 | 2.037 | 12.2 | -2.7 | NO | | NO | bb |
| 3 | 3 190722M1_6 | Standard | 12.500 | 4.62 | 6954.864 | 42805.195 | 2.031 | 12.1 | -3.0 | NO | | NO | bb |
| 4 | 4 190722M1_7 | Standard | 12.500 | 4.62 | 7591.014 | 42829.859 | 2.215 | 13.2 | 5.8 | NO | | NO | bb |
| 5 | 5 190722M1_8 | Standard | 12.500 | 4.62 | 7228.312 | 44973.254 | 2.009 | 12.0 | -4.1 | NO | | NO | bb |
| 6 | 6 190722M1_9 | Standard | 12.500 | 4.62 | 6895.285 | 41544.137 | 2.075 | 12.4 | -1.0 | NO | | NO | bb |
| 7 | 7 190722M1_10 | Standard | 12.500 | 4.62 | 6874.020 | 42856.988 | 2.005 | 12.0 | -4.3 | NO | | NO | bb |
| 8 | 8 190722M1_11 | Standard | 12.500 | 4.62 | 6363.656 | 38711.184 | 2.055 | 12.3 | -1.9 | NO | | NO | bb |
| 9 | 9 190722M1_12 | Standard | 12.500 | 4.62 | 5928.815 | 33419.641 | 2.218 | 13.2 | 5.9 | NO | | NO | bb |
| 10 | 10 190722M1_13 | Standard | 12.500 | 4.62 | 5158.861 | 28382.182 | 2.272 | 13.6 | 8.5 | NO | | NO | bb |

Dataset: F:\Projects\PFAS.PRO\Results\190722M1\190722M1-CRV.qld

Last Altered: Monday, July 22, 2019 13:13:35 Pacific Daylight Time
Printed: Monday, July 22, 2019 13:26:38 Pacific Daylight Time

**Compound name: 13C2-PFOA**
Response Factor: 0.681271
RRF SD: 0.0136294, Relative SD: 2.00058
Response type: Internal Std ( Ref 75 ), Area * ( IS Conc. / IS Area )
Curve type: RF

| | # Name | Type | Std. Conc | RT | Area | IS Area | Response | Conc. | %Dev | Conc. Flag | CoD | CoD Flag | x=excluded |
|---|---|---|---|---|---|---|---|---|---|---|---|---|---|
| 1 | 1 190722M1_4 | Standard | 12.500 | 4.11 | 27227.115 | 40893.055 | 8.323 | 12.2 | -2.3 | NO | | NO | bb |
| 2 | 2 190722M1_5 | Standard | 12.500 | 4.11 | 27747.313 | 40528.070 | 8.558 | 12.6 | 0.5 | NO | | NO | bb |
| 3 | 3 190722M1_6 | Standard | 12.500 | 4.12 | 27237.805 | 38705.680 | 8.796 | 12.9 | 3.3 | NO | | NO | bb |
| 4 | 4 190722M1_7 | Standard | 12.500 | 4.12 | 28255.654 | 40013.352 | 8.827 | 13.0 | 3.7 | NO | | NO | bb |
| 5 | 5 190722M1_8 | Standard | 12.500 | 4.12 | 28378.357 | 41990.711 | 8.448 | 12.4 | -0.8 | NO | | NO | bb |
| 6 | 6 190722M1_9 | Standard | 12.500 | 4.12 | 26171.531 | 39024.754 | 8.383 | 12.3 | -1.6 | NO | | NO | bb |
| 7 | 7 190722M1_10 | Standard | 12.500 | 4.12 | 26058.307 | 38312.750 | 8.502 | 12.5 | -0.2 | NO | | NO | bb |
| 8 | 8 190722M1_11 | Standard | 12.500 | 4.12 | 24945.002 | 37224.391 | 8.377 | 12.3 | -1.6 | NO | | NO | bb |
| 9 | 9 190722M1_12 | Standard | 12.500 | 4.12 | 20788.729 | 30588.471 | 8.495 | 12.5 | -0.2 | NO | | NO | bb |
| 10 | 10 190722M1_13 | Standard | 12.500 | 4.12 | 17144.352 | 25360.734 | 8.450 | 12.4 | -0.8 | NO | | NO | bb |

**Compound name: 13C8-PFOS**
Response Factor: 0.996704
RRF SD: 0.0353208, Relative SD: 3.54376
Response type: Internal Std ( Ref 77 ), Area * ( IS Conc. / IS Area )
Curve type: RF

| | # Name | Type | Std. Conc | RT | Area | IS Area | Response | Conc. | %Dev | Conc. Flag | CoD | CoD Flag | x=excluded |
|---|---|---|---|---|---|---|---|---|---|---|---|---|---|
| 1 | 1 190722M1_4 | Standard | 12.500 | 4.65 | 4610.178 | 4991.087 | 11.546 | 11.6 | -7.3 | NO | | NO | bb |
| 2 | 2 190722M1_5 | Standard | 12.500 | 4.65 | 5023.074 | 5000.113 | 12.557 | 12.6 | 0.8 | NO | | NO | bb |
| 3 | 3 190722M1_6 | Standard | 12.500 | 4.65 | 4689.497 | 4901.221 | 11.960 | 12.0 | -4.0 | NO | | NO | bb |
| 4 | 4 190722M1_7 | Standard | 12.500 | 4.65 | 5125.605 | 5073.991 | 12.627 | 12.7 | 1.4 | NO | | NO | bb |
| 5 | 5 190722M1_8 | Standard | 12.500 | 4.66 | 5130.050 | 5015.092 | 12.787 | 12.8 | 2.6 | NO | | NO | bb |
| 6 | 6 190722M1_9 | Standard | 12.500 | 4.65 | 4812.441 | 4731.726 | 12.713 | 12.8 | 2.0 | NO | | NO | bb |
| 7 | 7 190722M1_10 | Standard | 12.500 | 4.65 | 4677.291 | 4823.493 | 12.121 | 12.2 | -2.7 | NO | | NO | bb |
| 8 | 8 190722M1_11 | Standard | 12.500 | 4.65 | 4807.745 | 4686.748 | 12.823 | 12.9 | 2.9 | NO | | NO | bb |
| 9 | 9 190722M1_12 | Standard | 12.500 | 4.65 | 4240.362 | 4103.574 | 12.917 | 13.0 | 3.7 | NO | | NO | bb |
| 10 | 10 190722M1_13 | Standard | 12.500 | 4.65 | 3703.672 | 3692.703 | 12.537 | 12.6 | 0.6 | NO | | NO | bb |

Dataset: F:\Projects\PFAS.PRO\Results\190722M1\190722M1-CRV.qld

Last Altered: Monday, July 22, 2019 13:13:35 Pacific Daylight Time
Printed: Monday, July 22, 2019 13:26:38 Pacific Daylight Time

**Compound name: 13C2-PFDA**
Response Factor: 0.819019
RRF SD: 0.0323728, Relative SD: 3.95263
Response type: Internal Std ( Ref 78 ), Area * ( IS Conc. / IS Area )
Curve type: RF

| | # Name | Type | Std. Conc | RT | Area | IS Area | Response | Conc. | %Dev | Conc. Flag | CoD | CoD Flag | x=excluded |
|---|---|---|---|---|---|---|---|---|---|---|---|---|---|
| 1 | 1 190722M1_4 | Standard | 12.500 | 4.94 | 28932.621 | 36615.000 | 9.877 | 12.1 | -3.5 | NO | | NO | bb |
| 2 | 2 190722M1_5 | Standard | 12.500 | 4.95 | 29286.775 | 35343.969 | 10.358 | 12.6 | 1.2 | NO | | NO | bb |
| 3 | 3 190722M1_6 | Standard | 12.500 | 4.95 | 28506.883 | 33592.953 | 10.607 | 13.0 | 3.6 | NO | | NO | bb |
| 4 | 4 190722M1_7 | Standard | 12.500 | 4.95 | 29915.926 | 35678.215 | 10.481 | 12.8 | 2.4 | NO | | NO | bb |
| 5 | 5 190722M1_8 | Standard | 12.500 | 4.95 | 30566.777 | 37235.199 | 10.261 | 12.5 | 0.2 | NO | | NO | bb |
| 6 | 6 190722M1_9 | Standard | 12.500 | 4.95 | 27265.137 | 34106.059 | 9.993 | 12.2 | -2.4 | NO | | NO | bb |
| 7 | 7 190722M1_10 | Standard | 12.500 | 4.94 | 27453.689 | 34011.199 | 10.090 | 12.3 | -1.4 | NO | | NO | bb |
| 8 | 8 190722M1_11 | Standard | 12.500 | 4.95 | 27625.471 | 33321.129 | 10.363 | 12.7 | 1.2 | NO | | NO | bb |
| 9 | 9 190722M1_12 | Standard | 12.500 | 4.94 | 21413.232 | 28304.783 | 9.457 | 11.5 | -7.6 | NO | | NO | bb |
| 10 | 10 190722M1_13 | Standard | 12.500 | 4.95 | 21236.443 | 24376.801 | 10.890 | 13.3 | 6.4 | NO | | NO | bb |

**Compound name: 13C2-8:2 FTS**
Response Factor: 0.556548
RRF SD: 0.0515422, Relative SD: 9.26104
Response type: Internal Std ( Ref 77 ), Area * ( IS Conc. / IS Area )
Curve type: RF

| | # Name | Type | Std. Conc | RT | Area | IS Area | Response | Conc. | %Dev | Conc. Flag | CoD | CoD Flag | x=excluded |
|---|---|---|---|---|---|---|---|---|---|---|---|---|---|
| 1 | 1 190722M1_4 | Standard | 12.500 | 4.91 | 2766.790 | 4991.087 | 6.929 | 12.5 | -0.4 | NO | | NO | bb |
| 2 | 2 190722M1_5 | Standard | 12.500 | 4.91 | 2888.167 | 5000.113 | 7.220 | 13.0 | 3.8 | NO | | NO | bb |
| 3 | 3 190722M1_6 | Standard | 12.500 | 4.91 | 2645.313 | 4901.221 | 6.747 | 12.1 | -3.0 | NO | | NO | bb |
| 4 | 4 190722M1_7 | Standard | 12.500 | 4.91 | 3030.817 | 5073.991 | 7.467 | 13.4 | 7.3 | NO | | NO | bb |
| 5 | 5 190722M1_8 | Standard | 12.500 | 4.91 | 3163.601 | 5015.092 | 7.885 | 14.2 | 13.3 | NO | | NO | bb |
| 6 | 6 190722M1_9 | Standard | 12.500 | 4.91 | 2857.208 | 4731.726 | 7.548 | 13.6 | 8.5 | NO | | NO | bb |
| 7 | 7 190722M1_10 | Standard | 12.500 | 4.91 | 2815.214 | 4823.493 | 7.296 | 13.1 | 4.9 | NO | | NO | bb |
| 8 | 8 190722M1_11 | Standard | 12.500 | 4.91 | 2314.112 | 4686.748 | 6.172 | 11.1 | -11.3 | NO | | NO | bb |
| 9 | 9 190722M1_12 | Standard | 12.500 | 4.91 | 2102.109 | 4103.574 | 6.403 | 11.5 | -8.0 | NO | | NO | bb |
| 10 | 10 190722M1_13 | Standard | 12.500 | 4.91 | 1743.485 | 3692.703 | 5.902 | 10.6 | -15.2 | NO | | NO | bb |

Dataset: F:\Projects\PFAS.PRO\Results\190722M1\190722M1-CRV.qld

Last Altered: Monday, July 22, 2019 13:13:35 Pacific Daylight Time
Printed: Monday, July 22, 2019 13:26:38 Pacific Daylight Time

**Compound name: d3-N-MeFOSAA**
Response Factor: 0.177461
RRF SD: 0.0119369, Relative SD: 6.72646
Response type: Internal Std ( Ref 79 ), Area * ( IS Conc. / IS Area )
Curve type: RF

| | # Name | Type | Std. Conc | RT | Area | IS Area | Response | Conc. | %Dev | Conc. Flag | CoD | CoD Flag | x=excluded |
|---|---|---|---|---|---|---|---|---|---|---|---|---|---|
| 1 | 1 190722M1_4 | Standard | 12.500 | 5.09 | 7508.583 | 43120.508 | 2.177 | 12.3 | -1.9 | NO | | NO | bb |
| 2 | 2 190722M1_5 | Standard | 12.500 | 5.10 | 7723.352 | 43671.777 | 2.211 | 12.5 | -0.3 | NO | | NO | bb |
| 3 | 3 190722M1_6 | Standard | 12.500 | 5.10 | 7195.815 | 42805.195 | 2.101 | 11.8 | -5.3 | NO | | NO | bb |
| 4 | 4 190722M1_7 | Standard | 12.500 | 5.10 | 8090.056 | 42829.859 | 2.361 | 13.3 | 6.4 | NO | | NO | bb |
| 5 | 5 190722M1_8 | Standard | 12.500 | 5.10 | 7347.870 | 44973.254 | 2.042 | 11.5 | -7.9 | NO | | NO | bb |
| 6 | 6 190722M1_9 | Standard | 12.500 | 5.10 | 7043.111 | 41544.137 | 2.119 | 11.9 | -4.5 | NO | | NO | bb |
| 7 | 7 190722M1_10 | Standard | 12.500 | 5.10 | 7339.405 | 42856.988 | 2.141 | 12.1 | -3.5 | NO | | NO | bb |
| 8 | 8 190722M1_11 | Standard | 12.500 | 5.10 | 6841.495 | 38711.184 | 2.209 | 12.4 | -0.4 | NO | | NO | bb |
| 9 | 9 190722M1_12 | Standard | 12.500 | 5.10 | 6051.563 | 33419.641 | 2.263 | 12.8 | 2.0 | NO | | NO | bb |
| 10 | 10 190722M1_13 | Standard | 12.500 | 5.10 | 5808.625 | 28382.182 | 2.558 | 14.4 | 15.3 | NO | | NO | bb |

**Compound name: 13C2-PFUdA**
Response Factor: 0.889058
RRF SD: 0.0213149, Relative SD: 2.39747
Response type: Internal Std ( Ref 79 ), Area * ( IS Conc. / IS Area )
Curve type: RF

| | # Name | Type | Std. Conc | RT | Area | IS Area | Response | Conc. | %Dev | Conc. Flag | CoD | CoD Flag | x=excluded |
|---|---|---|---|---|---|---|---|---|---|---|---|---|---|
| 1 | 1 190722M1_4 | Standard | 12.500 | 5.28 | 37046.383 | 43120.508 | 10.739 | 12.1 | -3.4 | NO | | NO | bb |
| 2 | 2 190722M1_5 | Standard | 12.500 | 5.28 | 39610.082 | 43671.777 | 11.337 | 12.8 | 2.0 | NO | | NO | bb |
| 3 | 3 190722M1_6 | Standard | 12.500 | 5.28 | 37227.707 | 42805.195 | 10.871 | 12.2 | -2.2 | NO | | NO | bb |
| 4 | 4 190722M1_7 | Standard | 12.500 | 5.28 | 38478.953 | 42829.859 | 11.230 | 12.6 | 1.1 | NO | | NO | bb |
| 5 | 5 190722M1_8 | Standard | 12.500 | 5.28 | 39406.758 | 44973.254 | 10.953 | 12.3 | -1.4 | NO | | NO | bb |
| 6 | 6 190722M1_9 | Standard | 12.500 | 5.28 | 36519.961 | 41544.137 | 10.988 | 12.4 | -1.1 | NO | | NO | bb |
| 7 | 7 190722M1_10 | Standard | 12.500 | 5.28 | 37910.305 | 42856.988 | 11.057 | 12.4 | -0.5 | NO | | NO | bb |
| 8 | 8 190722M1_11 | Standard | 12.500 | 5.28 | 34466.223 | 38711.184 | 11.129 | 12.5 | 0.1 | NO | | NO | bb |
| 9 | 9 190722M1_12 | Standard | 12.500 | 5.27 | 29777.729 | 33419.641 | 11.138 | 12.5 | 0.2 | NO | | NO | bb |
| 10 | 10 190722M1_13 | Standard | 12.500 | 5.28 | 26540.064 | 28382.182 | 11.689 | 13.1 | 5.2 | NO | | NO | bb |

Vista Analytical Laboratory

Dataset: F:\Projects\PFAS.PRO\Results\190722M1\190722M1-CRV.qld

Last Altered: Monday, July 22, 2019 13:13:35 Pacific Daylight Time
Printed: Monday, July 22, 2019 13:26:38 Pacific Daylight Time

**Compound name: d5-N-EtFOSAA**
Response Factor: 0.223832
RRF SD: 0.00732405, Relative SD: 3.27212
Response type: Internal Std ( Ref 79 ), Area * ( IS Conc. / IS Area )
Curve type: RF

| | # Name | Type | Std. Conc | RT | Area | IS Area | Response | Conc. | %Dev | Conc. Flag | CoD | CoD Flag | x=excluded |
|---|---|---|---|---|---|---|---|---|---|---|---|---|---|
| 1 | 1 190722M1_4 | Standard | 12.500 | 5.26 | 9726.823 | 43120.508 | 2.820 | 12.6 | 0.8 | NO | | NO | bb |
| 2 | 2 190722M1_5 | Standard | 12.500 | 5.26 | 10142.089 | 43671.777 | 2.903 | 13.0 | 3.8 | NO | | NO | bb |
| 3 | 3 190722M1_6 | Standard | 12.500 | 5.26 | 9553.568 | 42805.195 | 2.790 | 12.5 | -0.3 | NO | | NO | bb |
| 4 | 4 190722M1_7 | Standard | 12.500 | 5.26 | 10224.499 | 42829.859 | 2.984 | 13.3 | 6.7 | NO | | NO | bb |
| 5 | 5 190722M1_8 | Standard | 12.500 | 5.26 | 9695.443 | 44973.254 | 2.695 | 12.0 | -3.7 | NO | | NO | bb |
| 6 | 6 190722M1_9 | Standard | 12.500 | 5.26 | 9396.261 | 41544.137 | 2.827 | 12.6 | 1.0 | NO | | NO | bb |
| 7 | 7 190722M1_10 | Standard | 12.500 | 5.26 | 9432.823 | 42856.988 | 2.751 | 12.3 | -1.7 | NO | | NO | bb |
| 8 | 8 190722M1_11 | Standard | 12.500 | 5.26 | 8632.457 | 38711.184 | 2.787 | 12.5 | -0.4 | NO | | NO | bb |
| 9 | 9 190722M1_12 | Standard | 12.500 | 5.26 | 7214.774 | 33419.641 | 2.699 | 12.1 | -3.6 | NO | | NO | bb |
| 10 | 10 190722M1_13 | Standard | 12.500 | 5.26 | 6183.431 | 28382.182 | 2.723 | 12.2 | -2.7 | NO | | NO | bb |

**Compound name: 13C2-PFDoA**
Response Factor: 1.08728
RRF SD: 0.0981349, Relative SD: 9.02572
Response type: Internal Std ( Ref 78 ), Area * ( IS Conc. / IS Area )
Curve type: RF

| | # Name | Type | Std. Conc | RT | Area | IS Area | Response | Conc. | %Dev | Conc. Flag | CoD | CoD Flag | x=excluded |
|---|---|---|---|---|---|---|---|---|---|---|---|---|---|
| 1 | 1 190722M1_4 | Standard | 12.500 | 5.57 | 35866.102 | 36615.000 | 12.244 | 11.3 | -9.9 | NO | | NO | bb |
| 2 | 2 190722M1_5 | Standard | 12.500 | 5.57 | 37689.852 | 35343.969 | 13.330 | 12.3 | -1.9 | NO | | NO | bb |
| 3 | 3 190722M1_6 | Standard | 12.500 | 5.57 | 35187.121 | 33592.953 | 13.093 | 12.0 | -3.7 | NO | | NO | bb |
| 4 | 4 190722M1_7 | Standard | 12.500 | 5.57 | 37205.660 | 35678.215 | 13.035 | 12.0 | -4.1 | NO | | NO | bb |
| 5 | 5 190722M1_8 | Standard | 12.500 | 5.57 | 39748.355 | 37235.199 | 13.344 | 12.3 | -1.8 | NO | | NO | bb |
| 6 | 6 190722M1_9 | Standard | 12.500 | 5.57 | 35560.168 | 34106.059 | 13.033 | 12.0 | -4.1 | NO | | NO | bb |
| 7 | 7 190722M1_10 | Standard | 12.500 | 5.56 | 36397.934 | 34011.199 | 13.377 | 12.3 | -1.6 | NO | | NO | bb |
| 8 | 8 190722M1_11 | Standard | 12.500 | 5.57 | 34719.320 | 33321.129 | 13.025 | 12.0 | -4.2 | NO | | NO | bb |
| 9 | 9 190722M1_12 | Standard | 12.500 | 5.57 | 33727.715 | 28304.783 | 14.895 | 13.7 | 9.6 | NO | | NO | bb |
| 10 | 10 190722M1_13 | Standard | 12.500 | 5.57 | 32244.893 | 24376.801 | 16.535 | 15.2 | 21.7 | NO | | NO | bb |

Dataset: F:\Projects\PFAS.PRO\Results\190722M1\190722M1-CRV.qld

Last Altered: Monday, July 22, 2019 13:13:35 Pacific Daylight Time
Printed: Monday, July 22, 2019 13:26:38 Pacific Daylight Time

**Compound name: d3-N-MeFOSA**
Response Factor: 0.0382371
RRF SD: 0.00483988, Relative SD: 12.6575
Response type: Internal Std ( Ref 79 ), Area * ( IS Conc. / IS Area )
Curve type: RF

| | # | Name | Type | Std. Conc | RT | Area | IS Area | Response | Conc. | %Dev | Conc. Flag | CoD | CoD Flag | x=excluded |
|---|---|---|---|---|---|---|---|---|---|---|---|---|---|---|
| 1 | 1 | 190722M1_4 | Standard | 150.000 | 5.74 | 17841.740 | 43120.508 | 5.172 | 135.3 | -9.8 | NO | | NO | bb |
| 2 | 2 | 190722M1_5 | Standard | 150.000 | 5.74 | 18678.113 | 43671.777 | 5.346 | 139.8 | -6.8 | NO | | NO | bb |
| 3 | 3 | 190722M1_6 | Standard | 150.000 | 5.74 | 17820.547 | 42805.195 | 5.204 | 136.1 | -9.3 | NO | | NO | bb |
| 4 | 4 | 190722M1_7 | Standard | 150.000 | 5.74 | 19170.096 | 42829.859 | 5.595 | 146.3 | -2.5 | NO | | NO | bb |
| 5 | 5 | 190722M1_8 | Standard | 150.000 | 5.75 | 19158.625 | 44973.254 | 5.325 | 139.3 | -7.2 | NO | | NO | bb |
| 6 | 6 | 190722M1_9 | Standard | 150.000 | 5.75 | 17939.484 | 41544.137 | 5.398 | 141.2 | -5.9 | NO | | NO | bb |
| 7 | 7 | 190722M1_10 | Standard | 150.000 | 5.74 | 18666.406 | 42856.988 | 5.444 | 142.4 | -5.1 | NO | | NO | bb |
| 8 | 8 | 190722M1_11 | Standard | 150.000 | 5.75 | 18195.252 | 38711.184 | 5.875 | 153.7 | 2.4 | NO | | NO | bb |
| 9 | 9 | 190722M1_12 | Standard | 150.000 | 5.75 | 17519.146 | 33419.641 | 6.553 | 171.4 | 14.2 | NO | | NO | bd |
| 10 | 10 | 190722M1_13 | Standard | 150.000 | 5.75 | 16901.072 | 28382.182 | 7.444 | 194.7 | 29.8 | NO | | NO | bb |

**Compound name: 13C2-PFTeDA**
Response Factor: 0.604264
RRF SD: 0.0395048, Relative SD: 6.53767
Response type: Internal Std ( Ref 79 ), Area * ( IS Conc. / IS Area )
Curve type: RF

| | # | Name | Type | Std. Conc | RT | Area | IS Area | Response | Conc. | %Dev | Conc. Flag | CoD | CoD Flag | x=excluded |
|---|---|---|---|---|---|---|---|---|---|---|---|---|---|---|
| 1 | 1 | 190722M1_4 | Standard | 12.500 | 6.04 | 24533.617 | 43120.508 | 7.112 | 11.8 | -5.8 | NO | | NO | bb |
| 2 | 2 | 190722M1_5 | Standard | 12.500 | 6.04 | 25057.908 | 43671.777 | 7.172 | 11.9 | -5.0 | NO | | NO | bb |
| 3 | 3 | 190722M1_6 | Standard | 12.500 | 6.04 | 24546.381 | 42805.195 | 7.168 | 11.9 | -5.1 | NO | | NO | bb |
| 4 | 4 | 190722M1_7 | Standard | 12.500 | 6.04 | 25520.283 | 42829.859 | 7.448 | 12.3 | -1.4 | NO | | NO | bb |
| 5 | 5 | 190722M1_8 | Standard | 12.500 | 6.04 | 27030.195 | 44973.254 | 7.513 | 12.4 | -0.5 | NO | | NO | bb |
| 6 | 6 | 190722M1_9 | Standard | 12.500 | 6.05 | 24462.900 | 41544.137 | 7.361 | 12.2 | -2.6 | NO | | NO | bb |
| 7 | 7 | 190722M1_10 | Standard | 12.500 | 6.04 | 25008.195 | 42856.988 | 7.294 | 12.1 | -3.4 | NO | | NO | bb |
| 8 | 8 | 190722M1_11 | Standard | 12.500 | 6.05 | 23699.754 | 38711.184 | 7.653 | 12.7 | 1.3 | NO | | NO | bb |
| 9 | 9 | 190722M1_12 | Standard | 12.500 | 6.04 | 21808.348 | 33419.641 | 8.157 | 13.5 | 8.0 | NO | | NO | bb |
| 10 | 10 | 190722M1_13 | Standard | 12.500 | 6.04 | 19652.904 | 28382.182 | 8.655 | 14.3 | 14.6 | NO | | NO | bb |

Dataset: F:\Projects\PFAS.PRO\Results\190722M1\190722M1-CRV.qld

Last Altered: Monday, July 22, 2019 13:13:35 Pacific Daylight Time
Printed: Monday, July 22, 2019 13:26:38 Pacific Daylight Time

**Compound name: d5-N-ETFOSA**
Response Factor: 0.0444529
RRF SD: 0.00205939, Relative SD: 4.63274
Response type: Internal Std ( Ref 79 ), Area * ( IS Conc. / IS Area )
Curve type: RF

| | # | Name | Type | Std. Conc | RT | Area | IS Area | Response | Conc. | %Dev | Conc. Flag | CoD | CoD Flag | x=excluded |
|---|---|---|---|---|---|---|---|---|---|---|---|---|---|---|
| 1 | 1 | 190722M1_4 | Standard | 150.000 | 6.16 | 21304.605 | 43120.508 | 6.176 | 138.9 | -7.4 | NO | | NO | bb |
| 2 | 2 | 190722M1_5 | Standard | 150.000 | 6.18 | 23668.131 | 43671.777 | 6.774 | 152.4 | 1.6 | NO | | NO | bb |
| 3 | 3 | 190722M1_6 | Standard | 150.000 | 6.17 | 21497.307 | 42805.195 | 6.278 | 141.2 | -5.9 | NO | | NO | bb |
| 4 | 4 | 190722M1_7 | Standard | 150.000 | 6.16 | 23583.982 | 42829.859 | 6.883 | 154.8 | 3.2 | NO | | NO | bb |
| 5 | 5 | 190722M1_8 | Standard | 150.000 | 6.17 | 23549.482 | 44973.254 | 6.545 | 147.2 | -1.8 | NO | | NO | bb |
| 6 | 6 | 190722M1_9 | Standard | 150.000 | 6.17 | 22318.830 | 41544.137 | 6.715 | 151.1 | 0.7 | NO | | NO | bb |
| 7 | 7 | 190722M1_10 | Standard | 150.000 | 6.16 | 22303.699 | 42856.988 | 6.505 | 146.3 | -2.4 | NO | | NO | bb |
| 8 | 8 | 190722M1_11 | Standard | 150.000 | 6.17 | 20623.604 | 38711.184 | 6.659 | 149.8 | -0.1 | NO | | NO | bb |
| 9 | 9 | 190722M1_12 | Standard | 150.000 | 6.16 | 18540.406 | 33419.641 | 6.935 | 156.0 | 4.0 | NO | | NO | bb |
| 10 | 10 | 190722M1_13 | Standard | 150.000 | 6.17 | 16366.620 | 28382.182 | 7.208 | 162.2 | 8.1 | NO | | NO | bb |

**Compound name: 13C2-PFHxDA**
Response Factor: 0.787613
RRF SD: 0.0879779, Relative SD: 11.1702
Response type: Internal Std ( Ref 79 ), Area * ( IS Conc. / IS Area )
Curve type: RF

| | # | Name | Type | Std. Conc | RT | Area | IS Area | Response | Conc. | %Dev | Conc. Flag | CoD | CoD Flag | x=excluded |
|---|---|---|---|---|---|---|---|---|---|---|---|---|---|---|
| 1 | 1 | 190722M1_4 | Standard | 5.000 | 6.38 | 11797.870 | 43120.508 | 3.420 | 4.3 | -13.2 | NO | | NO | bb |
| 2 | 2 | 190722M1_5 | Standard | 5.000 | 6.40 | 13134.137 | 43671.777 | 3.759 | 4.8 | -4.5 | NO | | NO | bb |
| 3 | 3 | 190722M1_6 | Standard | 5.000 | 6.38 | 12505.977 | 42805.195 | 3.652 | 4.6 | -7.3 | NO | | NO | bb |
| 4 | 4 | 190722M1_7 | Standard | 5.000 | 6.38 | 13630.720 | 42829.859 | 3.978 | 5.1 | 1.0 | NO | | NO | bb |
| 5 | 5 | 190722M1_8 | Standard | 5.000 | 6.38 | 14086.746 | 44973.254 | 3.915 | 5.0 | -0.6 | NO | | NO | bb |
| 6 | 6 | 190722M1_9 | Standard | 5.000 | 6.38 | 11944.516 | 41544.137 | 3.594 | 4.6 | -8.7 | NO | | NO | bb |
| 7 | 7 | 190722M1_10 | Standard | 5.000 | 6.38 | 13095.914 | 42856.988 | 3.820 | 4.8 | -3.0 | NO | | NO | bb |
| 8 | 8 | 190722M1_11 | Standard | 5.000 | 6.38 | 12310.342 | 38711.184 | 3.975 | 5.0 | 0.9 | NO | | NO | bb |
| 9 | 9 | 190722M1_12 | Standard | 5.000 | 6.38 | 11431.851 | 33419.641 | 4.276 | 5.4 | 8.6 | NO | | NO | bb |
| 10 | 10 | 190722M1_13 | Standard | 5.000 | 6.38 | 11333.142 | 28382.182 | 4.991 | 6.3 | 26.7 | NO | | NO | bb |

Dataset: F:\Projects\PFAS.PRO\Results\190722M1\190722M1-CRV.qld

Last Altered: Monday, July 22, 2019 13:13:35 Pacific Daylight Time
Printed: Monday, July 22, 2019 13:26:38 Pacific Daylight Time

**Compound name: d7-N-MeFOSE**
Response Factor: 0.0312988
RRF SD: 0.00442916, Relative SD: 14.1512
Response type: Internal Std ( Ref 79 ), Area * ( IS Conc. / IS Area )
Curve type: RF

| | # | Name | Type | Std. Conc | RT | Area | IS Area | Response | Conc. | %Dev | Conc. Flag | CoD | CoD Flag | x=excluded |
|---|---|---|---|---|---|---|---|---|---|---|---|---|---|---|
| 1 | 1 | 190722M1_4 | Standard | 150.000 | 6.34 | 14114.705 | 43120.508 | 4.092 | 130.7 | -12.8 | NO | | NO | bb |
| 2 | 2 | 190722M1_5 | Standard | 150.000 | 6.36 | 15183.258 | 43671.777 | 4.346 | 138.9 | -7.4 | NO | | NO | bb |
| 3 | 3 | 190722M1_6 | Standard | 150.000 | 6.34 | 14793.784 | 42805.195 | 4.320 | 138.0 | -8.0 | NO | | NO | bb |
| 4 | 4 | 190722M1_7 | Standard | 150.000 | 6.34 | 15722.974 | 42829.859 | 4.589 | 146.6 | -2.3 | NO | | NO | bb |
| 5 | 5 | 190722M1_8 | Standard | 150.000 | 6.34 | 15649.076 | 44973.254 | 4.350 | 139.0 | -7.4 | NO | | NO | bb |
| 6 | 6 | 190722M1_9 | Standard | 150.000 | 6.34 | 14921.587 | 41544.137 | 4.490 | 143.4 | -4.4 | NO | | NO | bb |
| 7 | 7 | 190722M1_10 | Standard | 150.000 | 6.33 | 14648.056 | 42856.988 | 4.272 | 136.5 | -9.0 | NO | | NO | bb |
| 8 | 8 | 190722M1_11 | Standard | 150.000 | 6.34 | 14981.688 | 38711.184 | 4.838 | 154.6 | 3.0 | NO | | NO | bb |
| 9 | 9 | 190722M1_12 | Standard | 150.000 | 6.34 | 14359.571 | 33419.641 | 5.371 | 171.6 | 14.4 | NO | | NO | bb |
| 10 | 10 | 190722M1_13 | Standard | 150.000 | 6.34 | 14262.917 | 28382.182 | 6.282 | 200.7 | 33.8 | NO | | NO | bb |

**Compound name: d9-N-EtFOSE**
Response Factor: 0.0328581
RRF SD: 0.0041816, Relative SD: 12.7262
Response type: Internal Std ( Ref 79 ), Area * ( IS Conc. / IS Area )
Curve type: RF

| | # | Name | Type | Std. Conc | RT | Area | IS Area | Response | Conc. | %Dev | Conc. Flag | CoD | CoD Flag | x=excluded |
|---|---|---|---|---|---|---|---|---|---|---|---|---|---|---|
| 1 | 1 | 190722M1_4 | Standard | 150.000 | 6.49 | 15632.325 | 43120.508 | 4.532 | 137.9 | -8.1 | NO | | NO | bb |
| 2 | 2 | 190722M1_5 | Standard | 150.000 | 6.50 | 15954.395 | 43671.777 | 4.567 | 139.0 | -7.3 | NO | | NO | bb |
| 3 | 3 | 190722M1_6 | Standard | 150.000 | 6.49 | 15644.520 | 42805.195 | 4.569 | 139.0 | -7.3 | NO | | NO | bb |
| 4 | 4 | 190722M1_7 | Standard | 150.000 | 6.49 | 16621.113 | 42829.859 | 4.851 | 147.6 | -1.6 | NO | | NO | bb |
| 5 | 5 | 190722M1_8 | Standard | 150.000 | 6.49 | 16588.672 | 44973.254 | 4.611 | 140.3 | -6.5 | NO | | NO | bb |
| 6 | 6 | 190722M1_9 | Standard | 150.000 | 6.49 | 15590.012 | 41544.137 | 4.691 | 142.8 | -4.8 | NO | | NO | bb |
| 7 | 7 | 190722M1_10 | Standard | 150.000 | 6.49 | 15657.459 | 42856.988 | 4.567 | 139.0 | -7.3 | NO | | NO | bb |
| 8 | 8 | 190722M1_11 | Standard | 150.000 | 6.49 | 15222.166 | 38711.184 | 4.915 | 149.6 | -0.3 | NO | | NO | bb |
| 9 | 9 | 190722M1_12 | Standard | 150.000 | 6.49 | 14605.532 | 33419.641 | 5.463 | 166.3 | 10.8 | NO | | NO | bb |
| 10 | 10 | 190722M1_13 | Standard | 150.000 | 6.49 | 14811.076 | 28382.182 | 6.523 | 198.5 | 32.3 | NO | | NO | bb |

Dataset: F:\Projects\PFAS.PRO\Results\190722M1\190722M1-CRV.qld

Last Altered: Monday, July 22, 2019 13:13:35 Pacific Daylight Time
Printed: Monday, July 22, 2019 13:26:38 Pacific Daylight Time

**Compound name: 13C4-PFBA**
Response Factor: 1
RRF SD: 0, Relative SD: 0
Response type: Internal Std ( Ref 72 ), Area * ( IS Conc. / IS Area )
Curve type: RF

| | # | Name | Type | Std. Conc | RT | Area | IS Area | Response | Conc. | %Dev | Conc. Flag | CoD | CoD Flag | x=excluded |
|---|---|---|---|---|---|---|---|---|---|---|---|---|---|---|
| 1 | 1 | 190722M1_4 | Standard | 12.500 | 1.15 | 10850.134 | 10850.134 | 12.500 | 12.5 | 0.0 | NO | | NO | MM |
| 2 | 2 | 190722M1_5 | Standard | 12.500 | 1.15 | 10409.271 | 10409.271 | 12.500 | 12.5 | 0.0 | NO | | NO | bb |
| 3 | 3 | 190722M1_6 | Standard | 12.500 | 1.16 | 10719.811 | 10719.811 | 12.500 | 12.5 | 0.0 | NO | | NO | bb |
| 4 | 4 | 190722M1_7 | Standard | 12.500 | 1.16 | 10464.392 | 10464.392 | 12.500 | 12.5 | 0.0 | NO | | NO | bb |
| 5 | 5 | 190722M1_8 | Standard | 12.500 | 1.16 | 11249.724 | 11249.724 | 12.500 | 12.5 | 0.0 | NO | | NO | bb |
| 6 | 6 | 190722M1_9 | Standard | 12.500 | 1.16 | 10605.924 | 10605.924 | 12.500 | 12.5 | 0.0 | NO | | NO | bb |
| 7 | 7 | 190722M1_10 | Standard | 12.500 | 1.16 | 10757.842 | 10757.842 | 12.500 | 12.5 | 0.0 | NO | | NO | MM |
| 8 | 8 | 190722M1_11 | Standard | 12.500 | 1.16 | 10641.384 | 10641.384 | 12.500 | 12.5 | 0.0 | NO | | NO | bb |
| 9 | 9 | 190722M1_12 | Standard | 12.500 | 1.16 | 10847.547 | 10847.547 | 12.500 | 12.5 | 0.0 | NO | | NO | bb |
| 10 | 10 | 190722M1_13 | Standard | 12.500 | 1.16 | 10389.314 | 10389.314 | 12.500 | 12.5 | 0.0 | NO | | NO | bb |

**Compound name: 13C5-PFHxA**
Response Factor: 1
RRF SD: 0, Relative SD: 0
Response type: Internal Std ( Ref 73 ), Area * ( IS Conc. / IS Area )
Curve type: RF

| | # | Name | Type | Std. Conc | RT | Area | IS Area | Response | Conc. | %Dev | Conc. Flag | CoD | CoD Flag | x=excluded |
|---|---|---|---|---|---|---|---|---|---|---|---|---|---|---|
| 1 | 1 | 190722M1_4 | Standard | 12.500 | 2.96 | 33051.543 | 33051.543 | 12.500 | 12.5 | 0.0 | NO | | NO | bb |
| 2 | 2 | 190722M1_5 | Standard | 12.500 | 2.96 | 33461.480 | 33461.480 | 12.500 | 12.5 | 0.0 | NO | | NO | bb |
| 3 | 3 | 190722M1_6 | Standard | 12.500 | 2.96 | 30822.049 | 30822.049 | 12.500 | 12.5 | 0.0 | NO | | NO | bb |
| 4 | 4 | 190722M1_7 | Standard | 12.500 | 2.96 | 32740.182 | 32740.182 | 12.500 | 12.5 | 0.0 | NO | | NO | bb |
| 5 | 5 | 190722M1_8 | Standard | 12.500 | 2.96 | 34149.691 | 34149.691 | 12.500 | 12.5 | 0.0 | NO | | NO | bb |
| 6 | 6 | 190722M1_9 | Standard | 12.500 | 2.96 | 31217.115 | 31217.115 | 12.500 | 12.5 | 0.0 | NO | | NO | bb |
| 7 | 7 | 190722M1_10 | Standard | 12.500 | 2.96 | 31695.689 | 31695.689 | 12.500 | 12.5 | 0.0 | NO | | NO | bb |
| 8 | 8 | 190722M1_11 | Standard | 12.500 | 2.96 | 30821.445 | 30821.445 | 12.500 | 12.5 | 0.0 | NO | | NO | bb |
| 9 | 9 | 190722M1_12 | Standard | 12.500 | 2.97 | 26753.777 | 26753.777 | 12.500 | 12.5 | 0.0 | NO | | NO | bb |
| 10 | 10 | 190722M1_13 | Standard | 12.500 | 2.96 | 24348.354 | 24348.354 | 12.500 | 12.5 | 0.0 | NO | | NO | bb |

Dataset: F:\Projects\PFAS.PRO\Results\190722M1\190722M1-CRV.qld

Last Altered: Monday, July 22, 2019 13:13:35 Pacific Daylight Time
Printed: Monday, July 22, 2019 13:26:38 Pacific Daylight Time

**Compound name: 18O2-PFHxS**
Response Factor: 1
RRF SD: 0, Relative SD: 0
Response type: Internal Std ( Ref 74 ), Area * ( IS Conc. / IS Area )
Curve type: RF

| | # Name | Type | Std. Conc | RT | Area | IS Area | Response | Conc. | %Dev | Conc. Flag | CoD | CoD Flag | x=excluded |
|---|---|---|---|---|---|---|---|---|---|---|---|---|---|
| 1 | 1 190722M1_4 | Standard | 12.500 | 3.74 | 2116.563 | 2116.563 | 12.500 | 12.5 | 0.0 | NO | | NO | bb |
| 2 | 2 190722M1_5 | Standard | 12.500 | 3.74 | 2194.463 | 2194.463 | 12.500 | 12.5 | 0.0 | NO | | NO | bb |
| 3 | 3 190722M1_6 | Standard | 12.500 | 3.74 | 2131.238 | 2131.238 | 12.500 | 12.5 | 0.0 | NO | | NO | bb |
| 4 | 4 190722M1_7 | Standard | 12.500 | 3.74 | 2123.718 | 2123.718 | 12.500 | 12.5 | 0.0 | NO | | NO | bb |
| 5 | 5 190722M1_8 | Standard | 12.500 | 3.75 | 2183.460 | 2183.460 | 12.500 | 12.5 | 0.0 | NO | | NO | bb |
| 6 | 6 190722M1_9 | Standard | 12.500 | 3.75 | 2036.903 | 2036.903 | 12.500 | 12.5 | 0.0 | NO | | NO | bb |
| 7 | 7 190722M1_10 | Standard | 12.500 | 3.74 | 2117.294 | 2117.294 | 12.500 | 12.5 | 0.0 | NO | | NO | bb |
| 8 | 8 190722M1_11 | Standard | 12.500 | 3.75 | 2008.983 | 2008.983 | 12.500 | 12.5 | 0.0 | NO | | NO | bb |
| 9 | 9 190722M1_12 | Standard | 12.500 | 3.74 | 1777.154 | 1777.154 | 12.500 | 12.5 | 0.0 | NO | | NO | bb |
| 10 | 10 190722M1_13 | Standard | 12.500 | 3.75 | 1491.091 | 1491.091 | 12.500 | 12.5 | 0.0 | NO | | NO | bb |

**Compound name: 13C8-PFOA**
Response Factor: 1
RRF SD: 0, Relative SD: 0
Response type: Internal Std ( Ref 75 ), Area * ( IS Conc. / IS Area )
Curve type: RF

| | # Name | Type | Std. Conc | RT | Area | IS Area | Response | Conc. | %Dev | Conc. Flag | CoD | CoD Flag | x=excluded |
|---|---|---|---|---|---|---|---|---|---|---|---|---|---|
| 1 | 1 190722M1_4 | Standard | 12.500 | 4.11 | 40893.055 | 40893.055 | 12.500 | 12.5 | 0.0 | NO | | NO | bb |
| 2 | 2 190722M1_5 | Standard | 12.500 | 4.11 | 40528.070 | 40528.070 | 12.500 | 12.5 | 0.0 | NO | | NO | bb |
| 3 | 3 190722M1_6 | Standard | 12.500 | 4.12 | 38705.680 | 38705.680 | 12.500 | 12.5 | 0.0 | NO | | NO | bb |
| 4 | 4 190722M1_7 | Standard | 12.500 | 4.11 | 40013.352 | 40013.352 | 12.500 | 12.5 | 0.0 | NO | | NO | bb |
| 5 | 5 190722M1_8 | Standard | 12.500 | 4.12 | 41990.711 | 41990.711 | 12.500 | 12.5 | 0.0 | NO | | NO | bb |
| 6 | 6 190722M1_9 | Standard | 12.500 | 4.12 | 39024.754 | 39024.754 | 12.500 | 12.5 | 0.0 | NO | | NO | bb |
| 7 | 7 190722M1_10 | Standard | 12.500 | 4.12 | 38312.750 | 38312.750 | 12.500 | 12.5 | 0.0 | NO | | NO | bb |
| 8 | 8 190722M1_11 | Standard | 12.500 | 4.12 | 37224.391 | 37224.391 | 12.500 | 12.5 | 0.0 | NO | | NO | bb |
| 9 | 9 190722M1_12 | Standard | 12.500 | 4.12 | 30588.471 | 30588.471 | 12.500 | 12.5 | 0.0 | NO | | NO | bb |
| 10 | 10 190722M1_13 | Standard | 12.500 | 4.12 | 25360.734 | 25360.734 | 12.500 | 12.5 | 0.0 | NO | | NO | bb |

Dataset: F:\Projects\PFAS.PRO\Results\190722M1\190722M1-CRV.qld

Last Altered: Monday, July 22, 2019 13:13:35 Pacific Daylight Time
Printed: Monday, July 22, 2019 13:26:38 Pacific Daylight Time

**Compound name: 13C9-PFNA**
Response Factor: 1
RRF SD: 0, Relative SD: 0
Response type: Internal Std ( Ref 76 ), Area * ( IS Conc. / IS Area )
Curve type: RF

| | # Name | Type | Std. Conc | RT | Area | IS Area | Response | Conc. | %Dev | Conc. Flag | CoD | CoD Flag | x=excluded |
|---|---|---|---|---|---|---|---|---|---|---|---|---|---|
| 1 | 1 190722M1_4 | Standard | 12.500 | 4.56 | 28154.537 | 28154.537 | 12.500 | 12.5 | 0.0 | NO | | NO | bb |
| 2 | 2 190722M1_5 | Standard | 12.500 | 4.56 | 28146.664 | 28146.664 | 12.500 | 12.5 | 0.0 | NO | | NO | bb |
| 3 | 3 190722M1_6 | Standard | 12.500 | 4.56 | 27420.799 | 27420.799 | 12.500 | 12.5 | 0.0 | NO | | NO | bb |
| 4 | 4 190722M1_7 | Standard | 12.500 | 4.56 | 28130.104 | 28130.104 | 12.500 | 12.5 | 0.0 | NO | | NO | bb |
| 5 | 5 190722M1_8 | Standard | 12.500 | 4.57 | 29337.896 | 29337.896 | 12.500 | 12.5 | 0.0 | NO | | NO | bb |
| 6 | 6 190722M1_9 | Standard | 12.500 | 4.56 | 26887.838 | 26887.838 | 12.500 | 12.5 | 0.0 | NO | | NO | bb |
| 7 | 7 190722M1_10 | Standard | 12.500 | 4.56 | 26248.543 | 26248.543 | 12.500 | 12.5 | 0.0 | NO | | NO | bb |
| 8 | 8 190722M1_11 | Standard | 12.500 | 4.56 | 25464.787 | 25464.787 | 12.500 | 12.5 | 0.0 | NO | | NO | bb |
| 9 | 9 190722M1_12 | Standard | 12.500 | 4.56 | 22748.998 | 22748.998 | 12.500 | 12.5 | 0.0 | NO | | NO | bb |
| 10 | 10 190722M1_13 | Standard | 12.500 | 4.56 | 19558.701 | 19558.701 | 12.500 | 12.5 | 0.0 | NO | | NO | bb |

**Compound name: 13C4-PFOS**
Response Factor: 1
RRF SD: 0, Relative SD: 0
Response type: Internal Std ( Ref 77 ), Area * ( IS Conc. / IS Area )
Curve type: RF

| | # Name | Type | Std. Conc | RT | Area | IS Area | Response | Conc. | %Dev | Conc. Flag | CoD | CoD Flag | x=excluded |
|---|---|---|---|---|---|---|---|---|---|---|---|---|---|
| 1 | 1 190722M1_4 | Standard | 12.500 | 4.65 | 4991.087 | 4991.087 | 12.500 | 12.5 | 0.0 | NO | | NO | bb |
| 2 | 2 190722M1_5 | Standard | 12.500 | 4.65 | 5000.113 | 5000.113 | 12.500 | 12.5 | 0.0 | NO | | NO | bb |
| 3 | 3 190722M1_6 | Standard | 12.500 | 4.65 | 4901.221 | 4901.221 | 12.500 | 12.5 | 0.0 | NO | | NO | bb |
| 4 | 4 190722M1_7 | Standard | 12.500 | 4.65 | 5073.991 | 5073.991 | 12.500 | 12.5 | 0.0 | NO | | NO | bb |
| 5 | 5 190722M1_8 | Standard | 12.500 | 4.66 | 5015.092 | 5015.092 | 12.500 | 12.5 | 0.0 | NO | | NO | bb |
| 6 | 6 190722M1_9 | Standard | 12.500 | 4.65 | 4731.726 | 4731.726 | 12.500 | 12.5 | 0.0 | NO | | NO | bb |
| 7 | 7 190722M1_10 | Standard | 12.500 | 4.65 | 4823.493 | 4823.493 | 12.500 | 12.5 | 0.0 | NO | | NO | bb |
| 8 | 8 190722M1_11 | Standard | 12.500 | 4.65 | 4686.748 | 4686.748 | 12.500 | 12.5 | 0.0 | NO | | NO | bb |
| 9 | 9 190722M1_12 | Standard | 12.500 | 4.65 | 4103.574 | 4103.574 | 12.500 | 12.5 | 0.0 | NO | | NO | bb |
| 10 | 10 190722M1_13 | Standard | 12.500 | 4.65 | 3692.703 | 3692.703 | 12.500 | 12.5 | 0.0 | NO | | NO | bb |

Dataset: F:\Projects\PFAS.PRO\Results\190722M1\190722M1-CRV.qld

Last Altered: Monday, July 22, 2019 13:13:35 Pacific Daylight Time
Printed: Monday, July 22, 2019 13:26:38 Pacific Daylight Time

**Compound name: 13C6-PFDA**
Response Factor: 1
RRF SD: 0, Relative SD: 0
Response type: Internal Std ( Ref 78 ), Area * ( IS Conc. / IS Area )
Curve type: RF

| | # | Name | Type | Std. Conc | RT | Area | IS Area | Response | Conc. | %Dev | Conc. Flag | CoD | CoD Flag | x=excluded |
|---|---|---|---|---|---|---|---|---|---|---|---|---|---|---|
| 1 | 1 | 190722M1_4 | Standard | 12.500 | 4.94 | 36615.000 | 36615.000 | 12.500 | 12.5 | 0.0 | NO | | NO | bb |
| 2 | 2 | 190722M1_5 | Standard | 12.500 | 4.95 | 35343.969 | 35343.969 | 12.500 | 12.5 | 0.0 | NO | | NO | bb |
| 3 | 3 | 190722M1_6 | Standard | 12.500 | 4.95 | 33592.953 | 33592.953 | 12.500 | 12.5 | 0.0 | NO | | NO | bb |
| 4 | 4 | 190722M1_7 | Standard | 12.500 | 4.95 | 35678.215 | 35678.215 | 12.500 | 12.5 | 0.0 | NO | | NO | bb |
| 5 | 5 | 190722M1_8 | Standard | 12.500 | 4.95 | 37235.199 | 37235.199 | 12.500 | 12.5 | 0.0 | NO | | NO | bb |
| 6 | 6 | 190722M1_9 | Standard | 12.500 | 4.95 | 34106.059 | 34106.059 | 12.500 | 12.5 | 0.0 | NO | | NO | bb |
| 7 | 7 | 190722M1_10 | Standard | 12.500 | 4.94 | 34011.199 | 34011.199 | 12.500 | 12.5 | 0.0 | NO | | NO | bb |
| 8 | 8 | 190722M1_11 | Standard | 12.500 | 4.95 | 33321.129 | 33321.129 | 12.500 | 12.5 | 0.0 | NO | | NO | bb |
| 9 | 9 | 190722M1_12 | Standard | 12.500 | 4.94 | 28304.783 | 28304.783 | 12.500 | 12.5 | 0.0 | NO | | NO | bb |
| 10 | 10 | 190722M1_13 | Standard | 12.500 | 4.95 | 24376.801 | 24376.801 | 12.500 | 12.5 | 0.0 | NO | | NO | bb |

**Compound name: 13C7-PFUdA**
Response Factor: 1
RRF SD: 0, Relative SD: 0
Response type: Internal Std ( Ref 79 ), Area * ( IS Conc. / IS Area )
Curve type: RF

| | # | Name | Type | Std. Conc | RT | Area | IS Area | Response | Conc. | %Dev | Conc. Flag | CoD | CoD Flag | x=excluded |
|---|---|---|---|---|---|---|---|---|---|---|---|---|---|---|
| 1 | 1 | 190722M1_4 | Standard | 12.500 | 5.27 | 43120.508 | 43120.508 | 12.500 | 12.5 | 0.0 | NO | | NO | bb |
| 2 | 2 | 190722M1_5 | Standard | 12.500 | 5.28 | 43671.777 | 43671.777 | 12.500 | 12.5 | 0.0 | NO | | NO | bb |
| 3 | 3 | 190722M1_6 | Standard | 12.500 | 5.28 | 42805.195 | 42805.195 | 12.500 | 12.5 | 0.0 | NO | | NO | bb |
| 4 | 4 | 190722M1_7 | Standard | 12.500 | 5.28 | 42829.859 | 42829.859 | 12.500 | 12.5 | 0.0 | NO | | NO | bb |
| 5 | 5 | 190722M1_8 | Standard | 12.500 | 5.28 | 44973.254 | 44973.254 | 12.500 | 12.5 | 0.0 | NO | | NO | bb |
| 6 | 6 | 190722M1_9 | Standard | 12.500 | 5.28 | 41544.137 | 41544.137 | 12.500 | 12.5 | 0.0 | NO | | NO | bb |
| 7 | 7 | 190722M1_10 | Standard | 12.500 | 5.28 | 42856.988 | 42856.988 | 12.500 | 12.5 | 0.0 | NO | | NO | bb |
| 8 | 8 | 190722M1_11 | Standard | 12.500 | 5.28 | 38711.184 | 38711.184 | 12.500 | 12.5 | 0.0 | NO | | NO | bb |
| 9 | 9 | 190722M1_12 | Standard | 12.500 | 5.27 | 33419.641 | 33419.641 | 12.500 | 12.5 | 0.0 | NO | | NO | bb |
| 10 | 10 | 190722M1_13 | Standard | 12.500 | 5.28 | 28382.182 | 28382.182 | 12.500 | 12.5 | 0.0 | NO | | NO | bb |

Vista Analytical Laboratory

Dataset: F:\Projects\PFAS.PRO\Results\190722M1\190722M1-CRV.qld

Last Altered: Monday, July 22, 2019 13:13:35 Pacific Daylight Time
Printed: Monday, July 22, 2019 13:31:21 Pacific Daylight Time

**Method: F:\Projects\PFAS.PRO\MethDB\PFAS_FULL_80C_072219.mdb 22 Jul 2019 13:12:22**
**Calibration: F:\Projects\PFAS.PRO\CurveDB\C18_VAL-PFAS_Q4_07-22-19.cdb 22 Jul 2019 13:13:35**

**Name: 190722M1_4, Date: 22-Jul-2019, Time: 10:26:37, ID: ST190722M1-1 PFC CS-2 19G1101, Description: PFC CS-2 19G1101**

| | # | Name | IS# | CoD | CoD Flag | %RSD |
|---|---|---|---|---|---|---|
| 1 | 1 | PFBA | 47 | 0.9997 | NO | |
| 2 | 2 | PFPrS | 49 | 0.9992 | NO | |
| 3 | 3 | 3:3 FTCA | 48 | 0.9993 | NO | |
| 4 | 4 | PFPeA | 48 | 0.9998 | NO | |
| 5 | 5 | PFBS | 49 | 0.9996 | NO | |
| 6 | 6 | 4:2 FTS | 51 | 0.9999 | NO | |
| 7 | 7 | PFHxA | 52 | 0.9980 | NO | |
| 8 | 8 | PFPeS | 49 | 0.9990 | NO | |
| 9 | 9 | HFPO-DA | 50 | 0.9920 | NO | |
| 10 | 10 | 5:3 FTCA | 53 | 1.0000 | NO | |
| 11 | 11 | PFHpA | 53 | 0.9993 | NO | |
| 12 | 12 | ADONA | 53 | 0.9972 | NO | |
| 13 | 13 | L-PFHxS | 54 | 0.9977 | NO | |
| 14 | 15 | 6:2 FTS | 55 | 0.9990 | NO | |
| 15 | 16 | L-PFOA | 58 | 0.9992 | NO | |
| 16 | 18 | PFecHS | 58 | 0.9998 | NO | |
| 17 | 19 | PFHpS | 59 | 0.9990 | NO | |
| 18 | 20 | 7:3 FTCA | 56 | 0.9999 | NO | |
| 19 | 21 | PFNA | 56 | 0.9996 | NO | |
| 20 | 22 | PFOSA | 57 | 0.9994 | NO | |
| 21 | 23 | L-PFOS | 59 | 0.9997 | NO | |
| 22 | 25 | 9Cl-PF30NS | 59 | 0.9997 | NO | |
| 23 | 26 | PFDA | 60 | 0.9979 | NO | |
| 24 | 27 | 8:2 FTS | 61 | 0.9980 | NO | |
| 25 | 28 | PFNS | 59 | 0.9988 | NO | |
| 26 | 29 | L-MeFOSAA | 62 | 0.9998 | NO | |

Vista Analytical Laboratory

Dataset: F:\Projects\PFAS.PRO\Results\190722M1\190722M1-CRV.qld

Last Altered: Monday, July 22, 2019 13:13:35 Pacific Daylight Time
Printed: Monday, July 22, 2019 13:31:31 Pacific Daylight Time

**Method: F:\Projects\PFAS.PRO\MethDB\PFAS_FULL_80C_072219.mdb 22 Jul 2019 13:12:22**
**Calibration: F:\Projects\PFAS.PRO\CurveDB\C18_VAL-PFAS_Q4_07-22-19.cdb 22 Jul 2019 13:13:35**

**Name: 190722M1_4, Date: 22-Jul-2019, Time: 10:26:37, ID: ST190722M1-1 PFC CS-2 19G1101, Description: PFC CS-2 19G1101**

| | # | Name | IS# | CoD | CoD Flag | %RSD |
|---|---|---|---|---|---|---|
| 1 | 31 | L-EtFOSAA | 64 | 0.9997 | NO | |
| 2 | 33 | PFUdA | 63 | 0.9990 | NO | |
| 3 | 34 | PFDS | 61 | 0.9987 | NO | |
| 4 | 35 | 11Cl-PF30UdS | 65 | 0.9992 | NO | |
| 5 | 36 | 10:2 FTS | 61 | 0.9985 | NO | |
| 6 | 37 | PFDoA | 65 | 0.9992 | NO | |
| 7 | 38 | N-MeFOSA | 66 | 0.9987 | NO | |
| 8 | 39 | PFTrDA | 65 | 0.9981 | NO | |
| 9 | 40 | PFDoS | 67 | 0.9993 | NO | |
| 10 | 41 | PFTeDA | 67 | 0.9983 | NO | |
| 11 | 42 | N-EtFOSA | 68 | 0.9993 | NO | |
| 12 | 43 | PFHxDA | 69 | 1.0000 | NO | |
| 13 | 44 | PFODA | 69 | 0.9953 | NO | |
| 14 | 45 | N-MeFOSE | 70 | 0.9996 | NO | |
| 15 | 46 | N-EtFOSE | 71 | 0.9992 | NO | |
| 16 | 47 | 13C3-PFBA | 72 | | NO | 2.421 |
| 17 | 48 | 13C3-PFPeA | 73 | | NO | 4.752 |
| 18 | 49 | 13C3-PFBS | 74 | | NO | 3.189 |
| 19 | 50 | 13C3-HFPO-DA | 73 | | NO | 10.828 |
| 20 | 51 | 13C2-4:2 FTS | 74 | | NO | 7.782 |
| 21 | 52 | 13C2-PFHxA | 73 | | NO | 3.496 |
| 22 | 53 | 13C4-PFHpA | 73 | | NO | 4.533 |
| 23 | 54 | 13C3-PFHxS | 74 | | NO | 3.792 |
| 24 | 55 | 13C2-6:2 FTS | 77 | | NO | 6.578 |
| 25 | 56 | 13C5-PFNA | 76 | | NO | 2.107 |
| 26 | 57 | 13C8-PFOSA | 79 | | NO | 4.779 |
| 27 | 58 | 13C2-PFOA | 75 | | NO | 2.001 |
| 28 | 59 | 13C8-PFOS | 77 | | NO | 3.544 |
| 29 | 60 | 13C2-PFDA | 78 | | NO | 3.953 |
| 30 | 61 | 13C2-8:2 FTS | 77 | | NO | 9.261 |
| 31 | 62 | d3-N-MeFOSAA | 79 | | NO | 6.726 |
| 32 | 63 | 13C2-PFUdA | 79 | | NO | 2.397 |

Vista Analytical Laboratory

Dataset: F:\Projects\PFAS.PRO\Results\190722M1\190722M1-CRV.qld

Last Altered: Monday, July 22, 2019 13:13:35 Pacific Daylight Time
Printed: Monday, July 22, 2019 13:31:31 Pacific Daylight Time

**Name: 190722M1_4, Date: 22-Jul-2019, Time: 10:26:37, ID: ST190722M1-1 PFC CS-2 19G1101, Description: PFC CS-2 19G1101**

| | # | Name | IS# | CoD | CoD Flag | %RSD |
|---|---|---|---|---|---|---|
| 33 | 64 | d5-N-EtFOSAA | 79 | | NO | 3.272 |
| 34 | 65 | 13C2-PFDoA | 78 | | NO | 9.026 |
| 35 | 66 | d3-N-MeFOSA | 79 | | NO | 12.658 |
| 36 | 67 | 13C2-PFTeDA | 79 | | NO | 6.538 |
| 37 | 68 | d5-N-ETFOSA | 79 | | NO | 4.633 |
| 38 | 69 | 13C2-PFHxDA | 79 | | NO | 11.170 |
| 39 | 70 | d7-N-MeFOSE | 79 | | NO | 14.151 |
| 40 | 71 | d9-N-EtFOSE | 79 | | NO | 12.726 |
| 41 | 72 | 13C4-PFBA | 72 | | NO | 0.000 |
| 42 | 73 | 13C5-PFHxA | 73 | | NO | 0.000 |
| 43 | 74 | 18O2-PFHxS | 74 | | NO | 0.000 |
| 44 | 75 | 13C8-PFOA | 75 | | NO | 0.000 |
| 45 | 76 | 13C9-PFNA | 76 | | NO | 0.000 |
| 46 | 77 | 13C4-PFOS | 77 | | NO | 0.000 |
| 47 | 78 | 13C6-PFDA | 78 | | NO | 0.000 |
| 48 | 79 | 13C7-PFUdA | 79 | | NO | 0.000 |

Vista Analytical Laboratory

Dataset: F:\Projects\PFAS.PRO\Results\190722M1\190722M1-CRV.qld

Last Altered: Monday, July 22, 2019 13:13:35 Pacific Daylight Time
Printed: Monday, July 22, 2019 13:33:08 Pacific Daylight Time

**Method: F:\Projects\PFAS.PRO\MethDB\PFAS_FULL_80C_072219.mdb 22 Jul 2019 13:12:22**
**Calibration: F:\Projects\PFAS.PRO\CurveDB\C18_VAL-PFAS_Q4_07-22-19.cdb 22 Jul 2019 13:13:35**

**Name: 190722M1_9, Date: 22-Jul-2019, Time: 11:19:37, ID: ST190722M1-6 PFC CS3 19G1106, Description: PFC CS3 19G1106**

| | Name | Pred.RT | RT | Pred. Ratio | Ion Ratio | Ratio out? |
|---|---|---|---|---|---|---|
| 1 | PFBA | 1.15 | 1.15 | | | |
| 2 | PFPrS | 1.52 | 1.52 | 2.586 | 2.586 | NO |
| 3 | 3:3 FTCA | 2.01 | 1.99 | 2.003 | 2.003 | NO |
| 4 | PFPeA | 2.15 | 2.15 | | | |
| 5 | PFBS | 2.45 | 2.45 | 3.211 | 3.211 | NO |
| 6 | 4:2 FTS | 2.88 | 2.88 | 1.727 | 1.727 | NO |
| 7 | PFHxA | 2.96 | 2.96 | 15.186 | 15.186 | NO |
| 8 | PFPeS | 3.17 | 3.17 | 1.506 | 1.506 | NO |
| 9 | HFPO-DA | 3.17 | 3.18 | 1.803 | 1.803 | NO |
| 10 | 5:3 FTCA | 3.51 | 3.52 | 1.508 | 1.508 | NO |
| 11 | PFHpA | 3.59 | 3.59 | 9.441 | 9.441 | NO |
| 12 | ADONA | 3.70 | 3.70 | 3.494 | 3.494 | NO |
| 13 | L-PFHxS | 3.75 | 3.75 | 2.079 | 2.079 | NO |
| 14 | 6:2 FTS | 4.06 | 4.06 | 2.153 | 2.153 | NO |
| 15 | L-PFOA | 4.12 | 4.12 | 3.932 | 3.932 | NO |
| 16 | PFecHS | 4.14 | 4.14 | 0.991 | 0.991 | NO |
| 17 | PFHpS | 4.24 | 4.24 | 1.767 | 1.767 | NO |
| 18 | 7:3 FTCA | 4.55 | 4.55 | 1.941 | 1.941 | NO |
| 19 | PFNA | 4.56 | 4.57 | 4.083 | 4.083 | NO |
| 20 | PFOSA | 4.62 | 4.62 | 28.891 | 28.891 | NO |
| 21 | L-PFOS | 4.65 | 4.65 | 2.063 | 2.063 | NO |
| 22 | 9Cl-PF30NS | 4.88 | 4.88 | 15.835 | 15.835 | NO |
| 23 | PFDA | 4.95 | 4.95 | 5.518 | 5.518 | NO |
| 24 | 8:2 FTS | 4.91 | 4.91 | 1.148 | 1.148 | NO |
| 25 | PFNS | 5.02 | 5.02 | 1.631 | 1.631 | NO |
| 26 | L-MeFOSAA | 5.10 | 5.10 | 2.463 | 2.463 | NO |

Vista Analytical Laboratory

Dataset: F:\Projects\PFAS.PRO\Results\190722M1\190722M1-CRV.qld

Last Altered: Monday, July 22, 2019 13:13:35 Pacific Daylight Time
Printed: Monday, July 22, 2019 13:33:39 Pacific Daylight Time

**Method: F:\Projects\PFAS.PRO\MethDB\PFAS_FULL_80C_072219.mdb 22 Jul 2019 13:12:22**
**Calibration: F:\Projects\PFAS.PRO\CurveDB\C18_VAL-PFAS_Q4_07-22-19.cdb 22 Jul 2019 13:13:35**

**Name: 190722M1_9, Date: 22-Jul-2019, Time: 11:19:37, ID: ST190722M1-6 PFC CS3 19G1106, Description: PFC CS3 19G1106**

| | Name | Pred.RT | RT | Pred. Ratio | Ion Ratio | Ratio out? |
|---|---|---|---|---|---|---|
| 1 | L-EtFOSAA | 5.26 | 5.27 | 1.423 | 1.423 | NO |
| 2 | PFUdA | 5.28 | 5.28 | 9.202 | 9.202 | NO |
| 3 | PFDS | 5.33 | 5.33 | 1.987 | 1.987 | NO |
| 4 | 11Cl-PF30UdS | 5.50 | 5.50 | 4.568 | 4.568 | NO |
| 5 | 10:2 FTS | 5.55 | 5.55 | 1.560 | 1.560 | NO |
| 6 | PFDoA | 5.57 | 5.57 | 8.441 | 8.441 | NO |
| 7 | N-MeFOSA | 5.72 | 5.72 | 1.572 | 1.572 | NO |
| 8 | PFTrDA | 5.82 | 5.82 | 18.945 | 18.945 | NO |
| 9 | PFDoS | 5.85 | 5.85 | 1.847 | 1.847 | NO |
| 10 | PFTeDA | 6.05 | 6.05 | 14.484 | 14.484 | NO |
| 11 | N-EtFOSA | 6.15 | 6.15 | 1.577 | 1.577 | NO |
| 12 | PFHxDA | 6.38 | 6.38 | 19.231 | 19.231 | NO |
| 13 | PFODA | 6.63 | 6.63 | | | |
| 14 | N-MeFOSE | 6.35 | 6.35 | | | |
| 15 | N-EtFOSE | 6.50 | 6.50 | | | |

Vista Analytical Laboratory

Dataset: Untitled

Last Altered: Monday, July 22, 2019 13:37:06 Pacific Daylight Time
Printed: Monday, July 22, 2019 13:37:12 Pacific Daylight Time

**Method: F:\Projects\PFAS.PRO\MethDB\PFAS_FULL_80C_072219.mdb 22 Jul 2019 13:12:22**
**Calibration: F:\Projects\PFAS.PRO\CurveDB\C18_VAL-PFAS_Q4_07-22-19.cdb 22 Jul 2019 13:13:35**

**Compound name: PFBA**

| | # | Name | ID | Acq.Date | Acq.Time |
|---|---|---|---|---|---|
| 1 | 1 | 190722M1_1 | IPA | 22-Jul-19 | 09:54:51 |
| 2 | 2 | 190722M1_2 | IPA | 22-Jul-19 | 10:05:26 |
| 3 | 3 | 190722M1_3 | IPA | 22-Jul-19 | 10:16:04 |
| 4 | 4 | 190722M1_4 | ST190722M1-1 PFC CS-2 19G1101 | 22-Jul-19 | 10:26:37 |
| 5 | 5 | 190722M1_5 | ST190722M1-2 PFC CS-1 19G1102 | 22-Jul-19 | 10:37:15 |
| 6 | 6 | 190722M1_6 | ST190722M1-3 PFC CS0 19G1103 | 22-Jul-19 | 10:47:48 |
| 7 | 7 | 190722M1_7 | ST190722M1-4 PFC CS1 19G1104 | 22-Jul-19 | 10:58:26 |
| 8 | 8 | 190722M1_8 | ST190722M1-5 PFC CS2 19G1105 | 22-Jul-19 | 11:09:04 |
| 9 | 9 | 190722M1_9 | ST190722M1-6 PFC CS3 19G1106 | 22-Jul-19 | 11:19:37 |
| 10 | 10 | 190722M1_10 | ST190722M1-7 PFC CS4 19G1107 | 22-Jul-19 | 11:30:15 |
| 11 | 11 | 190722M1_11 | ST190722M1-8 PFC CS5 19G1108 | 22-Jul-19 | 11:40:48 |
| 12 | 12 | 190722M1_12 | ST190722M1-9 PFC CS6 19G1109 | 22-Jul-19 | 11:51:27 |
| 13 | 13 | 190722M1_13 | ST190722M1-10 PFC CS7 19G1110 | 22-Jul-19 | 12:02:00 |
| 14 | 14 | 190722M1_14 | IB | 22-Jul-19 | 12:12:38 |
| 15 | 15 | 190722M1_15 | ICV190722M1-1 PFC ICV 19F2422 | 22-Jul-19 | 12:23:11 |
| 16 | 16 | 190722M1_16 | IPA | 22-Jul-19 | 12:33:49 |

Vista Analytical Laboratory Q1

Dataset: F:\Projects\PFAS.PRO\Results\190722M1\190722M1-CRV.qld

Last Altered: Monday, July 22, 2019 13:13:35 Pacific Daylight Time
Printed: Monday, July 22, 2019 13:35:16 Pacific Daylight Time

**Method: F:\Projects\PFAS.PRO\MethDB\PFAS_FULL_80C_072219.mdb 22 Jul 2019 13:12:22**
**Calibration: F:\Projects\PFAS.PRO\CurveDB\C18_VAL-PFAS_Q4_07-22-19.cdb 22 Jul 2019 13:13:35**

Compound name: PFBA
Correlation coefficient: r = 0.999866, r^2 = 0.999732
Calibration curve: 1.24607 * x + 0.00199996
Response type: Internal Std ( Ref 47 ), Area * ( IS Conc. / IS Area )
Curve type: Linear, Origin: Exclude, Weighting: 1/x, Axis trans: None

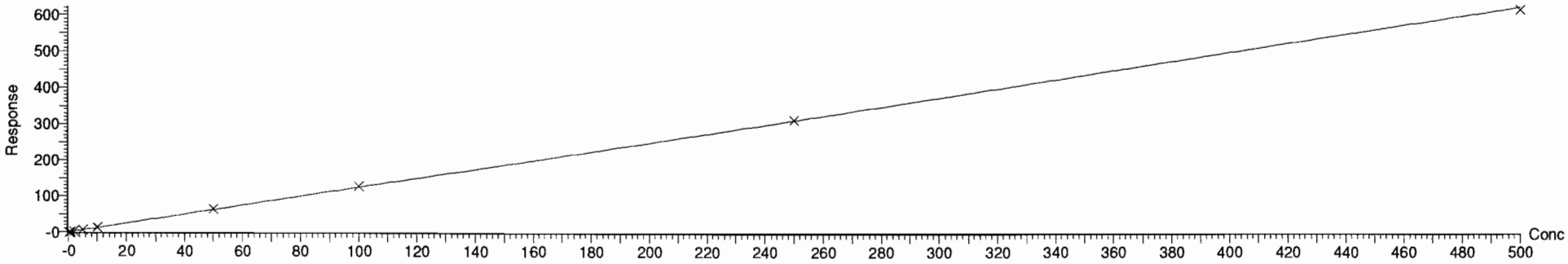


Compound name: PFPrS
Coefficient of Determination: R^2 = 0.999175
Calibration curve: 0.000485085 * x^2 + 0.946971 * x + -0.183868
Response type: Internal Std ( Ref 49 ), Area * ( IS Conc. / IS Area )
Curve type: 2nd Order, Origin: Exclude, Weighting: 1/x, Axis trans: None

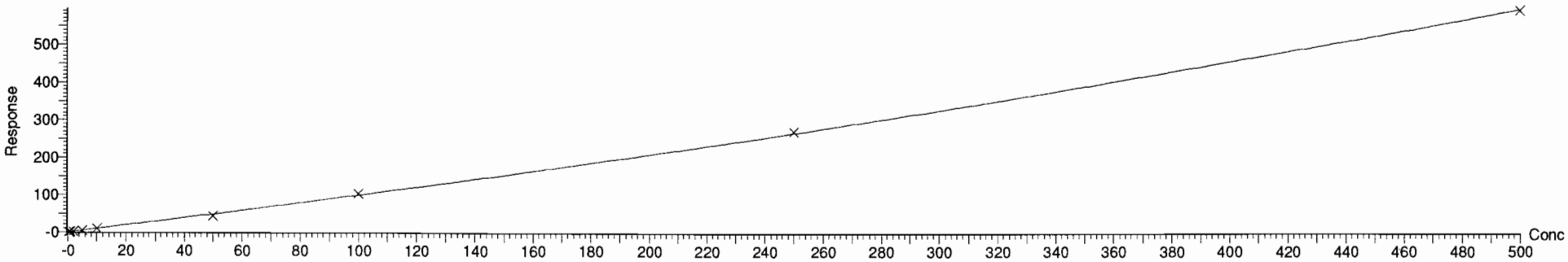

Dataset: F:\Projects\PFAS.PRO\Results\190722M1\190722M1-CRV.qld

Last Altered: Monday, July 22, 2019 13:13:35 Pacific Daylight Time
Printed: Monday, July 22, 2019 13:35:16 Pacific Daylight Time

Compound name: 3:3 FTCA
Coefficient of Determination: R^2 = 0.999283
Calibration curve: 2.19065e-005 * x^2 + 0.034454 * x + -0.00306612
Response type: Internal Std ( Ref 48 ), Area * ( IS Conc. / IS Area )
Curve type: 2nd Order, Origin: Exclude, Weighting: 1/x, Axis trans: None

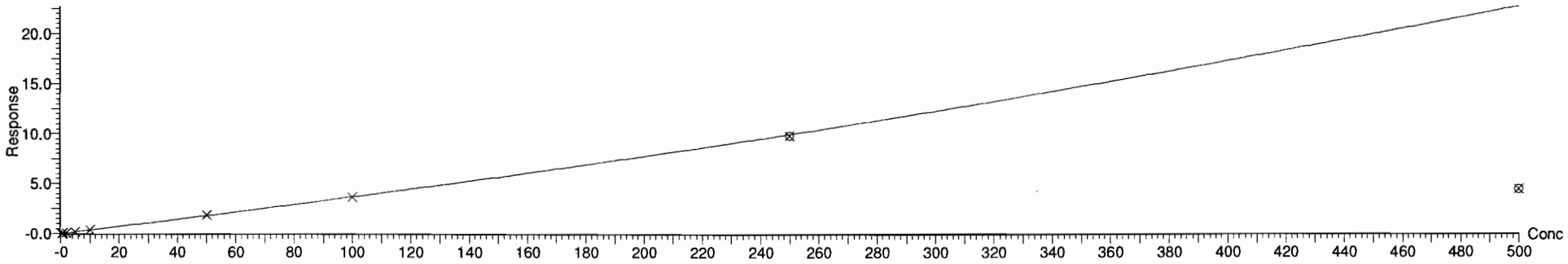


Compound name: PFPeA
Correlation coefficient: r = 0.999912, r^2 = 0.999823
Calibration curve: 0.926196 * x + -0.0150139
Response type: Internal Std ( Ref 48 ), Area * ( IS Conc. / IS Area )
Curve type: Linear, Origin: Exclude, Weighting: 1/x, Axis trans: None

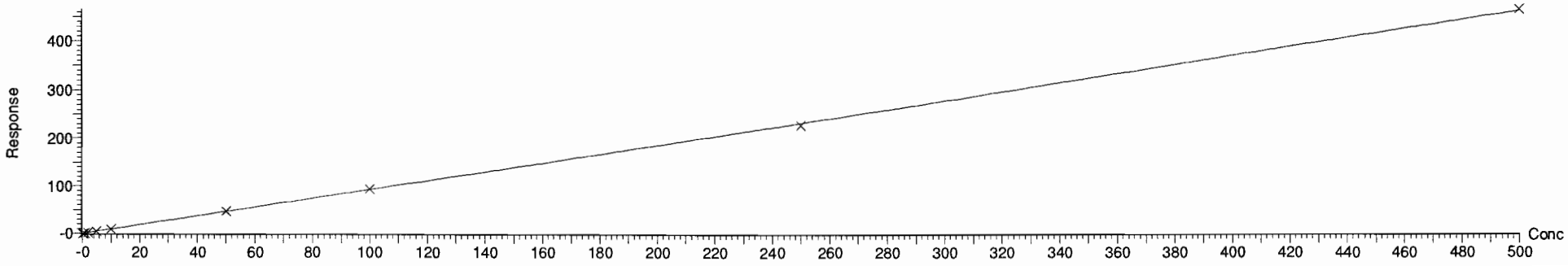

Dataset: F:\Projects\PFAS.PRO\Results\190722M1\190722M1-CRV.qld

Last Altered: Monday, July 22, 2019 13:13:35 Pacific Daylight Time
Printed: Monday, July 22, 2019 13:35:16 Pacific Daylight Time

Compound name: PFBS
Correlation coefficient: r = 0.999795, r^2 = 0.999590
Calibration curve: 2.27622 * x + -0.0754669
Response type: Internal Std ( Ref 49 ), Area * ( IS Conc. / IS Area )
Curve type: Linear, Origin: Exclude, Weighting: 1/x, Axis trans: None

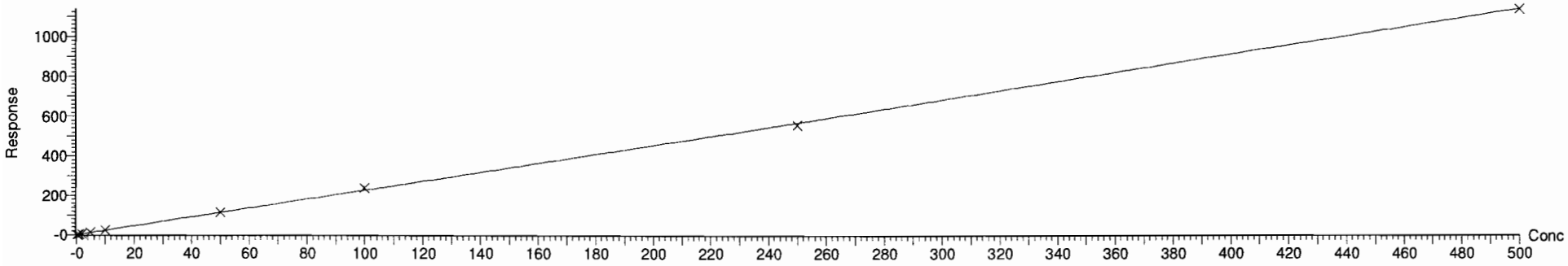


Compound name: 4:2 FTS
Coefficient of Determination: R^2 = 0.999884
Calibration curve: -0.000681037 * x^2 + 2.53383 * x + -0.100616
Response type: Internal Std ( Ref 51 ), Area * ( IS Conc. / IS Area )
Curve type: 2nd Order, Origin: Exclude, Weighting: 1/x, Axis trans: None

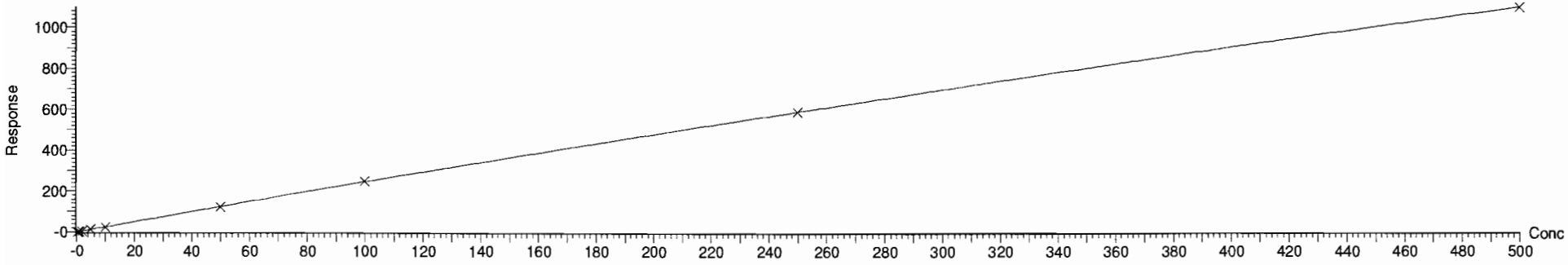

Dataset: F:\Projects\PFAS.PRO\Results\190722M1\190722M1-CRV.qld

Last Altered: Monday, July 22, 2019 13:13:35 Pacific Daylight Time
Printed: Monday, July 22, 2019 13:35:16 Pacific Daylight Time

Compound name: PFHxA
Correlation coefficient: r = 0.999007, r^2 = 0.998015
Calibration curve: 0.876467 * x + 0.0616289
Response type: Internal Std ( Ref 52 ), Area * ( IS Conc. / IS Area )
Curve type: Linear, Origin: Include, Weighting: 1/x, Axis trans: None

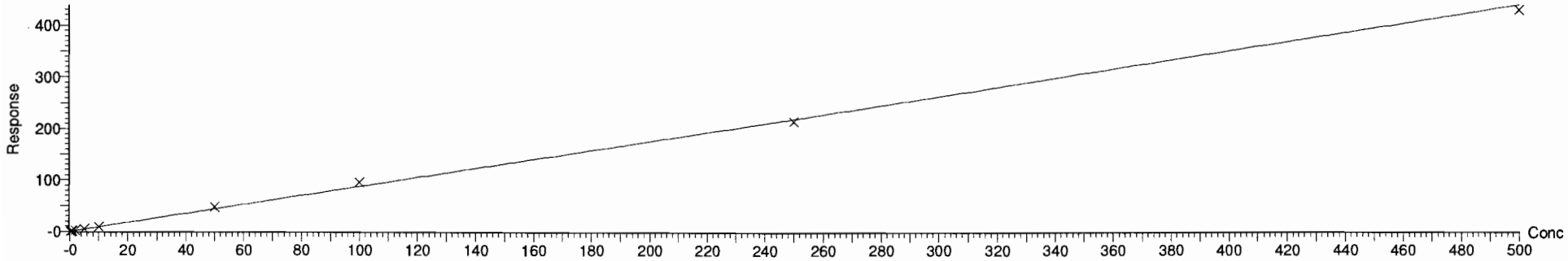


Compound name: PFPeS
Coefficient of Determination: R^2 = 0.999023
Calibration curve: -0.000714377 * x^2 + 1.61311 * x + -0.0331084
Response type: Internal Std ( Ref 49 ), Area * ( IS Conc. / IS Area )
Curve type: 2nd Order, Origin: Exclude, Weighting: 1/x, Axis trans: None

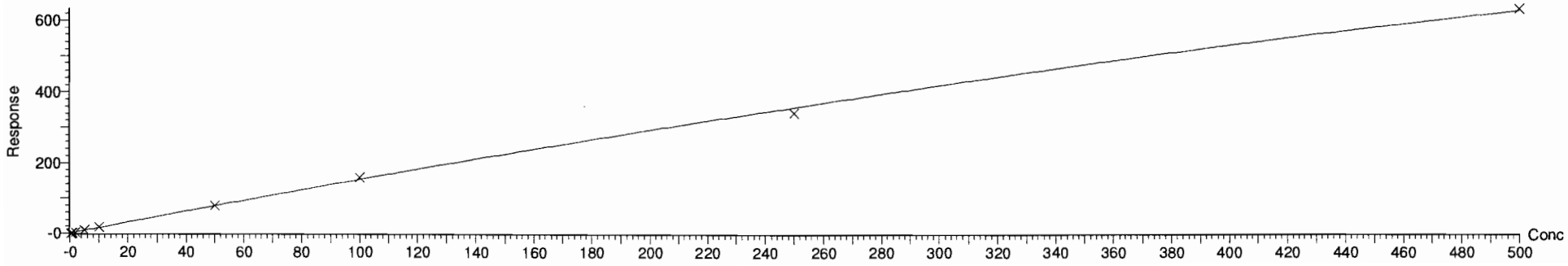

Dataset: F:\Projects\PFAS.PRO\Results\190722M1\190722M1-CRV.qld

Last Altered: Monday, July 22, 2019 13:13:35 Pacific Daylight Time
Printed: Monday, July 22, 2019 13:35:16 Pacific Daylight Time

Compound name: HFPO-DA
Coefficient of Determination: R^2 = 0.991970
Calibration curve: -0.00118486 * x^2 + 0.675421 * x + -0.203895
Response type: Internal Std ( Ref 50 ), Area * ( IS Conc. / IS Area )
Curve type: 2nd Order, Origin: Include, Weighting: 1/x, Axis trans: None

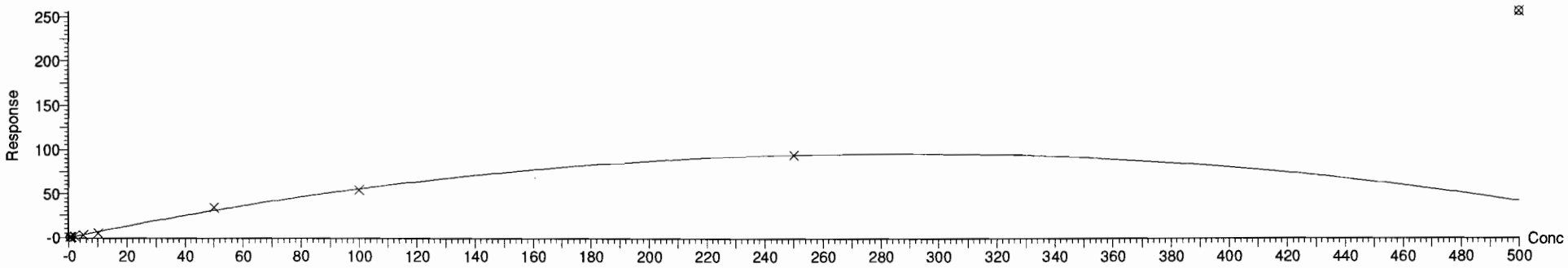


Compound name: 5:3 FTCA
Coefficient of Determination: R^2 = 0.999954
Calibration curve: 0.000276123 * x^2 + 0.182638 * x + -0.0100687
Response type: Internal Std ( Ref 53 ), Area * ( IS Conc. / IS Area )
Curve type: 2nd Order, Origin: Exclude, Weighting: 1/x, Axis trans: None

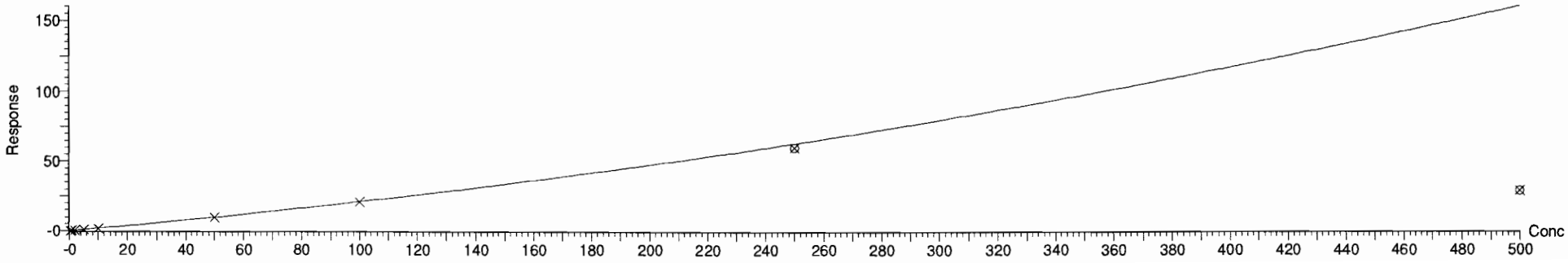

Dataset: F:\Projects\PFAS.PRO\Results\190722M1\190722M1-CRV.qld

Last Altered: Monday, July 22, 2019 13:13:35 Pacific Daylight Time
Printed: Monday, July 22, 2019 13:35:16 Pacific Daylight Time

Compound name: PFHpA
Correlation coefficient: r = 0.999631, r^2 = 0.999262
Calibration curve: 1.29462 * x + -0.00115138
Response type: Internal Std ( Ref 53 ), Area * ( IS Conc. / IS Area )
Curve type: Linear, Origin: Exclude, Weighting: 1/x, Axis trans: None

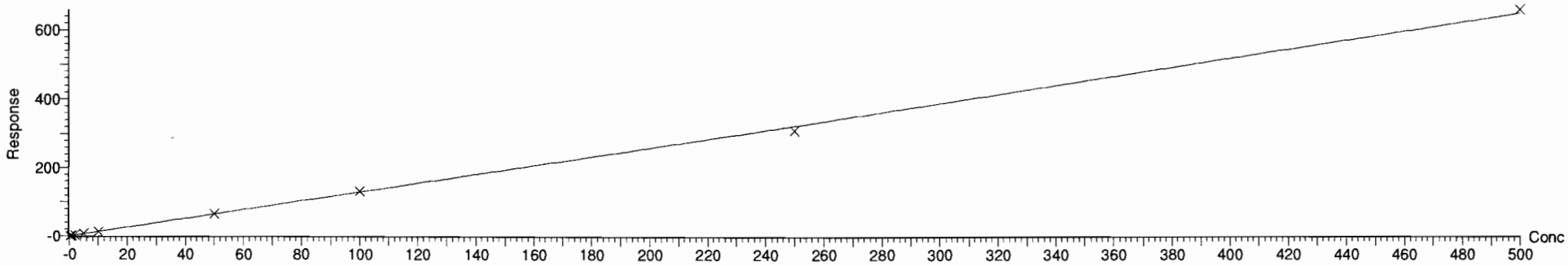


Compound name: ADONA
Correlation coefficient: r = 0.998584, r^2 = 0.997170
Calibration curve: 3.57793 * x + -0.298634
Response type: Internal Std ( Ref 53 ), Area * ( IS Conc. / IS Area )
Curve type: Linear, Origin: Exclude, Weighting: 1/x, Axis trans: None

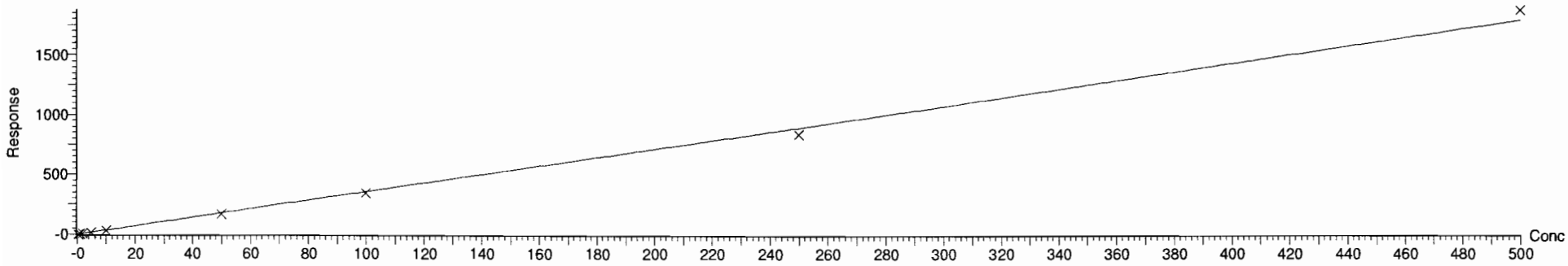

Dataset: F:\Projects\PFAS.PRO\Results\190722M1\190722M1-CRV.qld

Last Altered: Monday, July 22, 2019 13:13:35 Pacific Daylight Time
Printed: Monday, July 22, 2019 13:35:16 Pacific Daylight Time

Compound name: L-PFHxS
Coefficient of Determination: R^2 = 0.997745
Calibration curve: 0.000357574 * x^2 + 0.908432 * x + -0.00114983
Response type: Internal Std ( Ref 54 ), Area * ( IS Conc. / IS Area )
Curve type: 2nd Order, Origin: Include, Weighting: 1/x, Axis trans: None

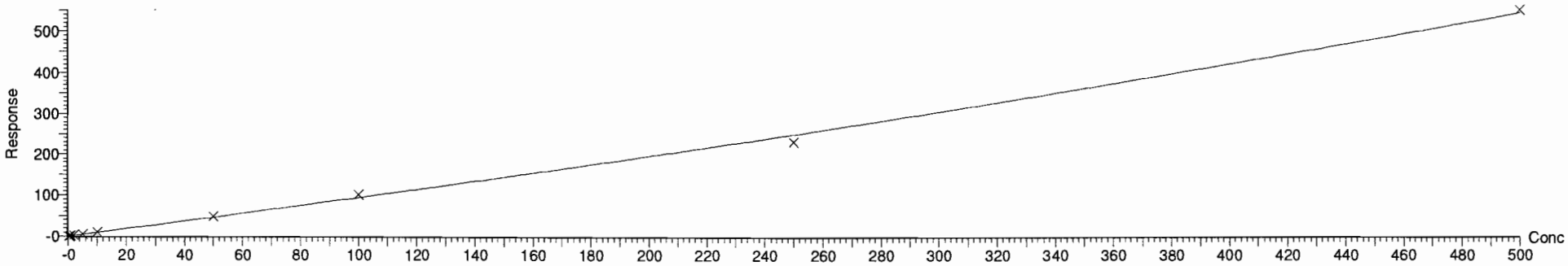


Compound name: 6:2 FTS
Coefficient of Determination: R^2 = 0.998968
Calibration curve: -0.00125899 * x^2 + 3.39476 * x + -0.177829
Response type: Internal Std ( Ref 55 ), Area * ( IS Conc. / IS Area )
Curve type: 2nd Order, Origin: Include, Weighting: 1/x, Axis trans: None

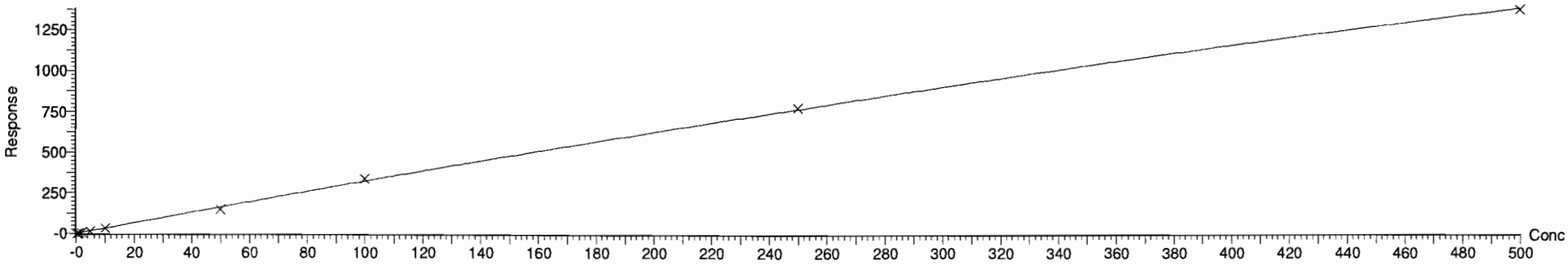

Dataset: F:\Projects\PFAS.PRO\Results\190722M1\190722M1-CRV.qld

Last Altered: Monday, July 22, 2019 13:13:35 Pacific Daylight Time
Printed: Monday, July 22, 2019 13:35:16 Pacific Daylight Time

Compound name: L-PFOA
Correlation coefficient: r = 0.999592, r^2 = 0.999184
Calibration curve: 1.50207 * x + 0.037722
Response type: Internal Std ( Ref 58 ), Area * ( IS Conc. / IS Area )
Curve type: Linear, Origin: Exclude, Weighting: 1/x, Axis trans: None

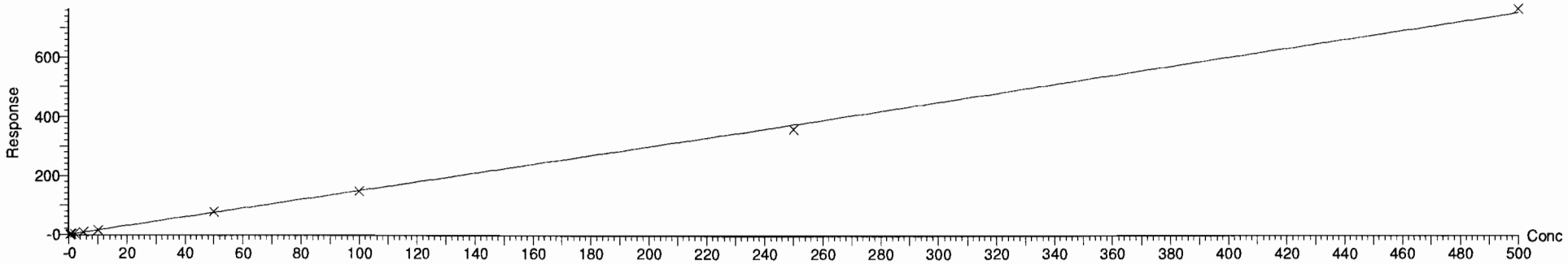


Compound name: PFecHS
Coefficient of Determination: R^2 = 0.999810
Calibration curve: 9.03021e-005 * x^2 + 0.229813 * x + -0.00373897
Response type: Internal Std ( Ref 58 ), Area * ( IS Conc. / IS Area )
Curve type: 2nd Order, Origin: Exclude, Weighting: 1/x, Axis trans: None

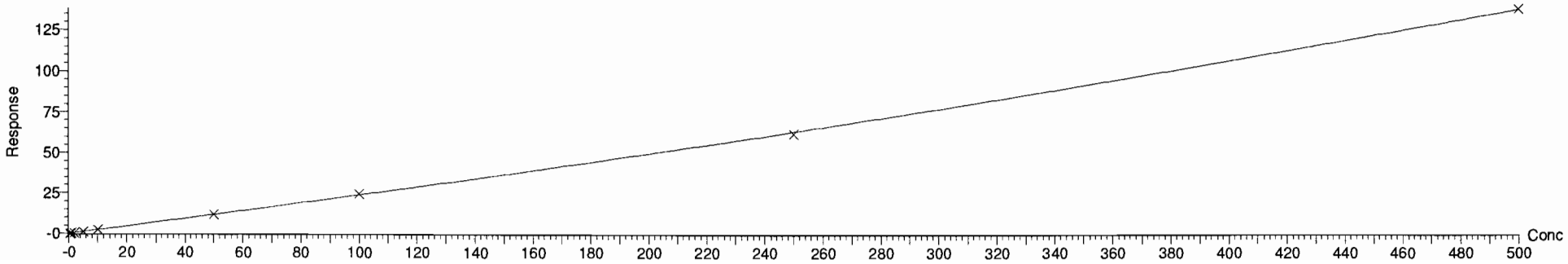

Dataset: F:\Projects\PFAS.PRO\Results\190722M1\190722M1-CRV.qld

Last Altered: Monday, July 22, 2019 13:13:35 Pacific Daylight Time
Printed: Monday, July 22, 2019 13:35:16 Pacific Daylight Time

Compound name: PFHpS
Coefficient of Determination: R^2 = 0.998959
Calibration curve: -7.37908e-005 * x^2 + 0.882414 * x + -0.00582201
Response type: Internal Std ( Ref 59 ), Area * ( IS Conc. / IS Area )
Curve type: 2nd Order, Origin: Exclude, Weighting: 1/x, Axis trans: None

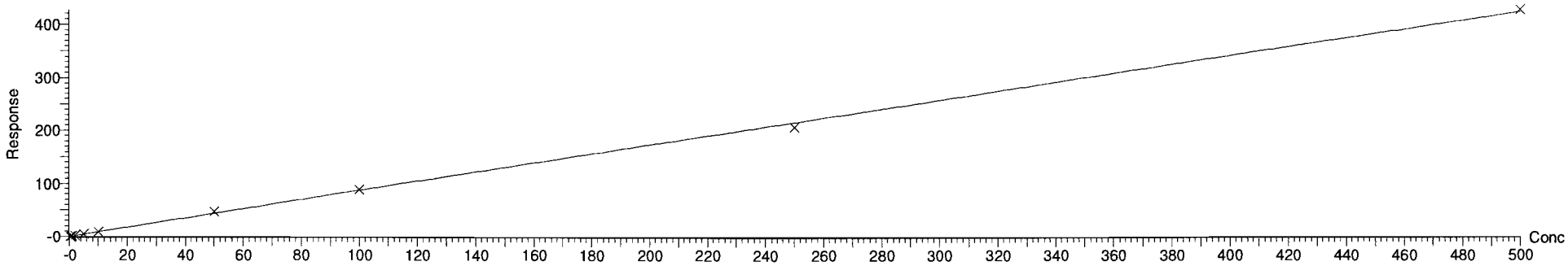


Compound name: 7:3 FTCA
Coefficient of Determination: R^2 = 0.999889
Calibration curve: 7.49055e-005 * x^2 + 0.120249 * x + -0.0213933
Response type: Internal Std ( Ref 56 ), Area * ( IS Conc. / IS Area )
Curve type: 2nd Order, Origin: Exclude, Weighting: 1/x, Axis trans: None

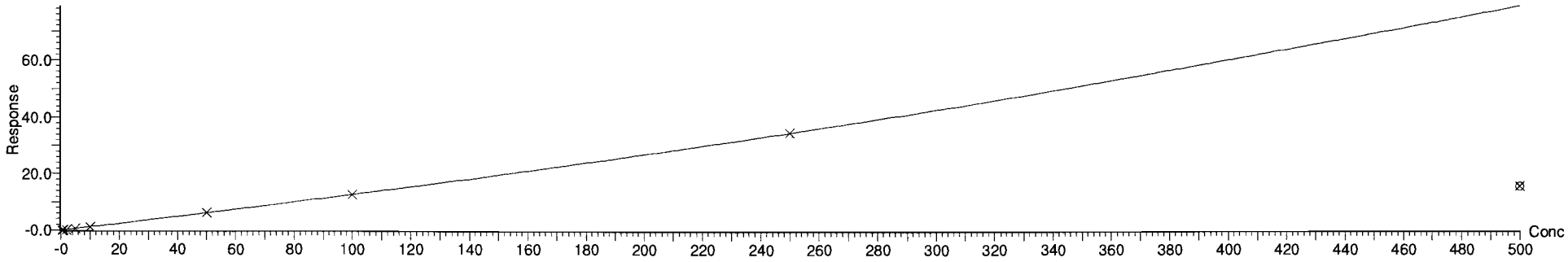

Dataset: F:\Projects\PFAS.PRO\Results\190722M1\190722M1-CRV.qld

Last Altered: Monday, July 22, 2019 13:13:35 Pacific Daylight Time
Printed: Monday, July 22, 2019 13:35:16 Pacific Daylight Time

Compound name: PFNA
Correlation coefficient: r = 0.999807, r^2 = 0.999613
Calibration curve: 1.14988 * x + 0.0288971
Response type: Internal Std ( Ref 56 ), Area * ( IS Conc. / IS Area )
Curve type: Linear, Origin: Exclude, Weighting: 1/x, Axis trans: None

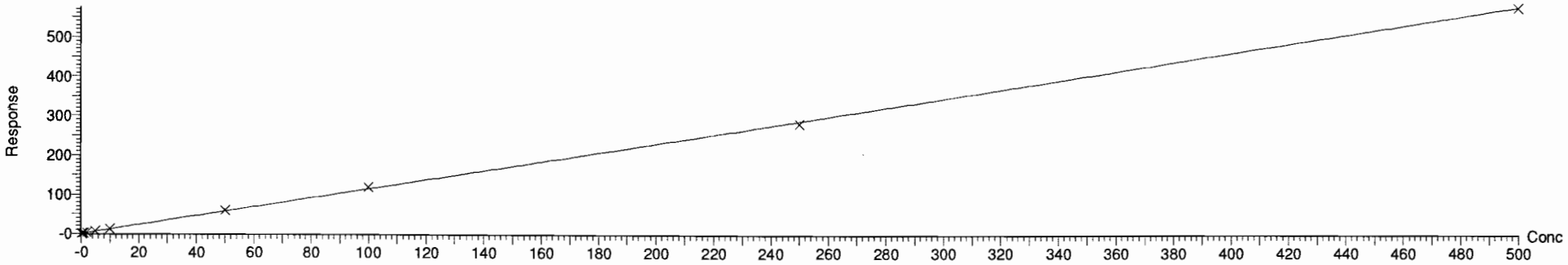


Compound name: PFOSA
Correlation coefficient: r = 0.999693, r^2 = 0.999385
Calibration curve: 1.02057 * x + -0.0126471
Response type: Internal Std ( Ref 57 ), Area * ( IS Conc. / IS Area )
Curve type: Linear, Origin: Exclude, Weighting: 1/x, Axis trans: None

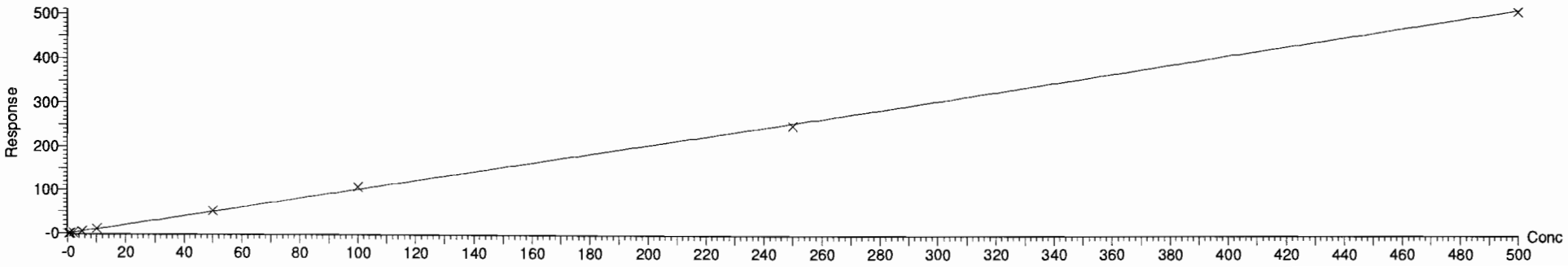

Dataset: F:\Projects\PFAS.PRO\Results\190722M1\190722M1-CRV.qld

Last Altered: Monday, July 22, 2019 13:13:35 Pacific Daylight Time
Printed: Monday, July 22, 2019 13:35:16 Pacific Daylight Time

Compound name: L-PFOS
Correlation coefficient: r = 0.999829, r^2 = 0.999659
Calibration curve: 1.069 * x + -0.0197497
Response type: Internal Std ( Ref 59 ), Area * ( IS Conc. / IS Area )
Curve type: Linear, Origin: Include, Weighting: 1/x, Axis trans: None

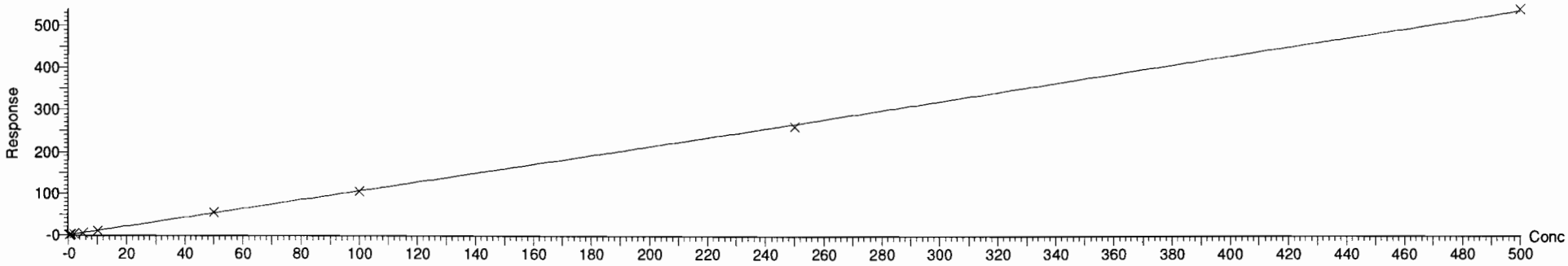


Compound name: 9Cl-PF30NS
Coefficient of Determination: R^2 = 0.999728
Calibration curve: -0.000193459 * x^2 + 2.20675 * x + -0.126796
Response type: Internal Std ( Ref 59 ), Area * ( IS Conc. / IS Area )
Curve type: 2nd Order, Origin: Exclude, Weighting: 1/x, Axis trans: None

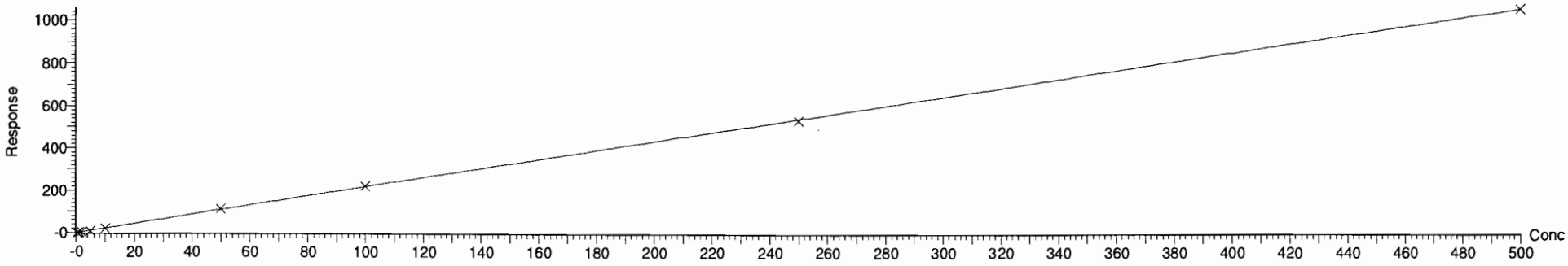

Dataset: F:\Projects\PFAS.PRO\Results\190722M1\190722M1-CRV.qld

Last Altered: Monday, July 22, 2019 13:13:35 Pacific Daylight Time
Printed: Monday, July 22, 2019 13:35:16 Pacific Daylight Time

Compound name: PFDA
Correlation coefficient: r = 0.998937, r^2 = 0.997875
Calibration curve: 1.28827 * x + 0.00394215
Response type: Internal Std ( Ref 60 ), Area * ( IS Conc. / IS Area )
Curve type: Linear, Origin: Exclude, Weighting: 1/x, Axis trans: None

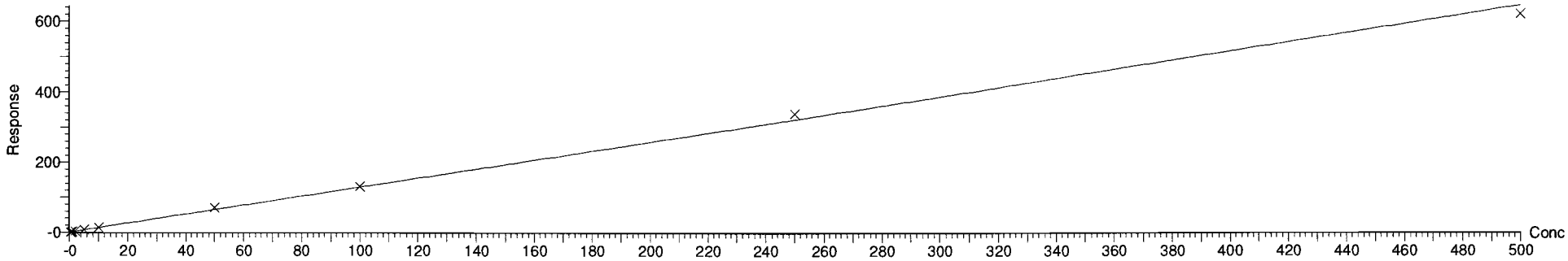


Compound name: 8:2 FTS
Coefficient of Determination: R^2 = 0.998024
Calibration curve: -0.000533984 * x^2 + 2.04701 * x + -0.0915481
Response type: Internal Std ( Ref 61 ), Area * ( IS Conc. / IS Area )
Curve type: 2nd Order, Origin: Include, Weighting: 1/x, Axis trans: None

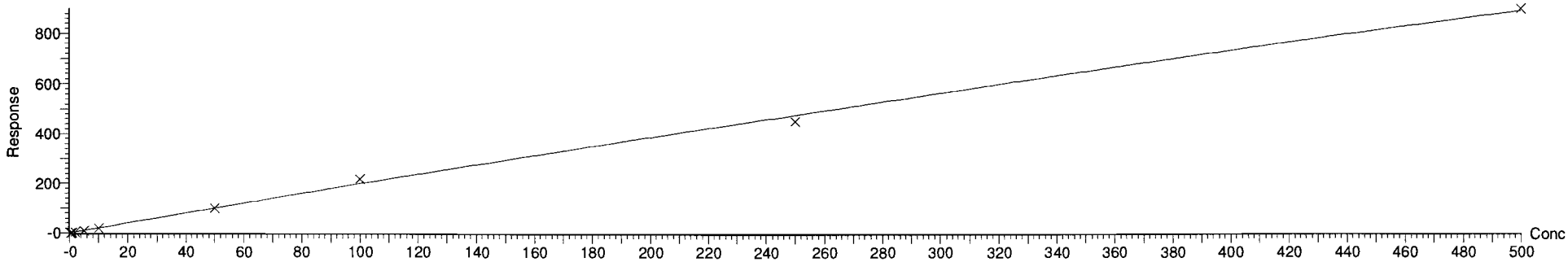

Vista Analytical Laboratory Q1

Dataset: F:\Projects\PFAS.PRO\Results\190722M1\190722M1-CRV.qld

Last Altered: Monday, July 22, 2019 13:13:35 Pacific Daylight Time
Printed: Monday, July 22, 2019 13:35:16 Pacific Daylight Time

Compound name: PFNS
Correlation coefficient: r = 0.999413, r^2 = 0.998826
Calibration curve: 0.710501 * x + 0.0578804
Response type: Internal Std ( Ref 59 ), Area * ( IS Conc. / IS Area )
Curve type: Linear, Origin: Exclude, Weighting: 1/x, Axis trans: None

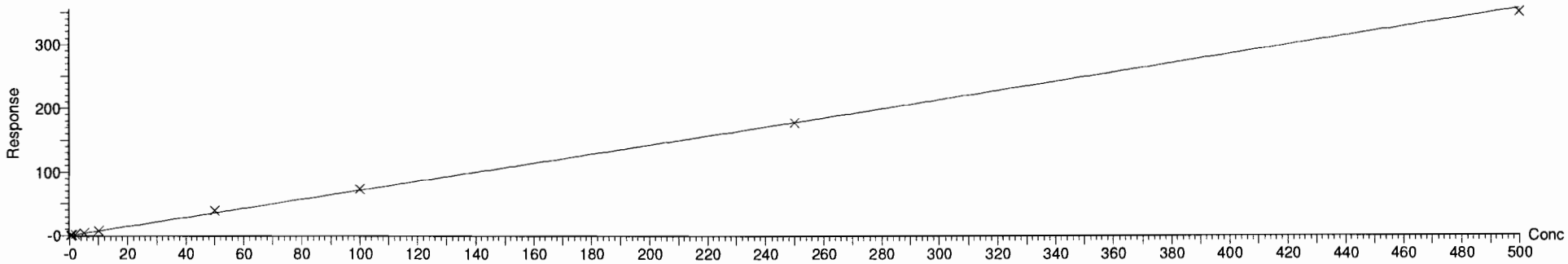


Compound name: L-MeFOSAA
Coefficient of Determination: R^2 = 0.999838
Calibration curve: -0.00045633 * x^2 + 2.17563 * x + -0.152941
Response type: Internal Std ( Ref 62 ), Area * ( IS Conc. / IS Area )
Curve type: 2nd Order, Origin: Exclude, Weighting: 1/x, Axis trans: None

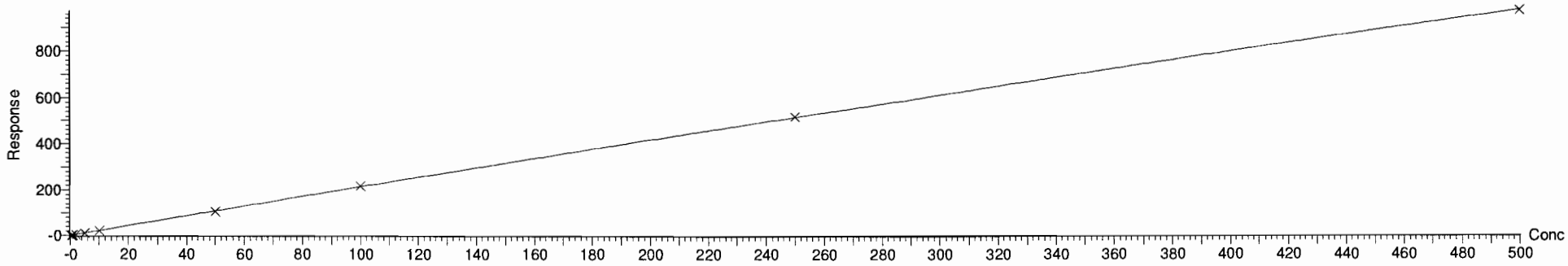

Vista Analytical Laboratory Q1

Dataset: F:\Projects\PFAS.PRO\Results\190722M1\190722M1-CRV.qld

Last Altered: Monday, July 22, 2019 13:13:35 Pacific Daylight Time
Printed: Monday, July 22, 2019 13:35:30 Pacific Daylight Time

**Method: F:\Projects\PFAS.PRO\MethDB\PFAS_FULL_80C_072219.mdb 22 Jul 2019 13:12:22**
**Calibration: F:\Projects\PFAS.PRO\CurveDB\C18_VAL-PFAS_Q4_07-22-19.cdb 22 Jul 2019 13:13:35**

Compound name: L-EtFOSAA
Correlation coefficient: r = 0.999854, r^2 = 0.999709
Calibration curve: 1.25319 * x + -0.0468414
Response type: Internal Std ( Ref 64 ), Area * ( IS Conc. / IS Area )
Curve type: Linear, Origin: Include, Weighting: 1/x, Axis trans: None

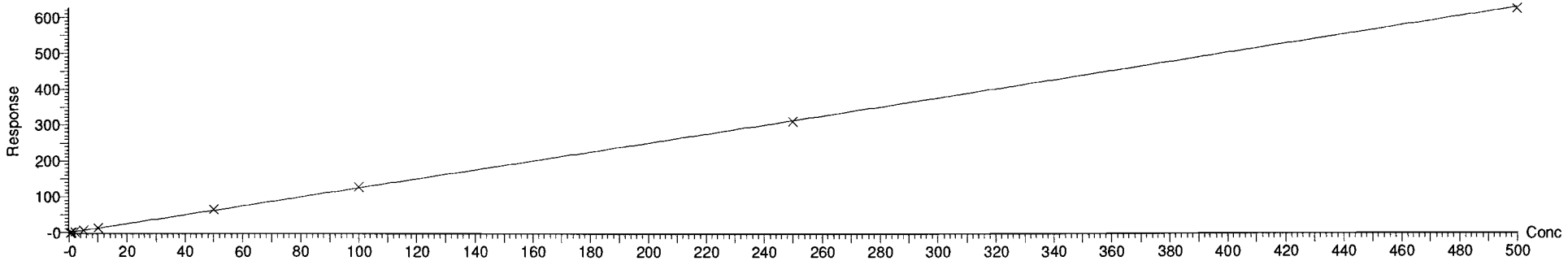


Compound name: PFUdA
Correlation coefficient: r = 0.999517, r^2 = 0.999034
Calibration curve: 0.909039 * x + 0.0548594
Response type: Internal Std ( Ref 63 ), Area * ( IS Conc. / IS Area )
Curve type: Linear, Origin: Exclude, Weighting: 1/x, Axis trans: None

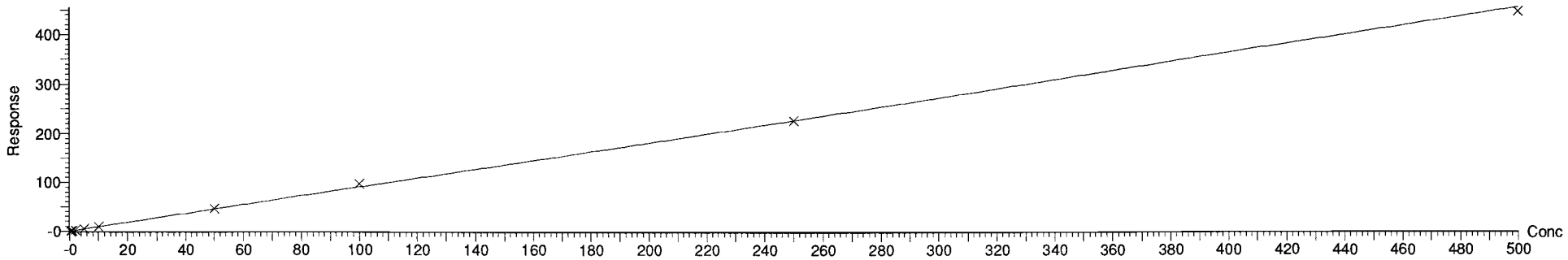

Dataset: F:\Projects\PFAS.PRO\Results\190722M1\190722M1-CRV.qld

Last Altered: Monday, July 22, 2019 13:13:35 Pacific Daylight Time
Printed: Monday, July 22, 2019 13:35:30 Pacific Daylight Time

Compound name: PFDS
Coefficient of Determination: R^2 = 0.998705
Calibration curve: 0.00481559 * x^2 + 1.65576 * x + -0.0379245
Response type: Internal Std ( Ref 61 ), Area * ( IS Conc. / IS Area )
Curve type: 2nd Order, Origin: Exclude, Weighting: 1/x, Axis trans: None

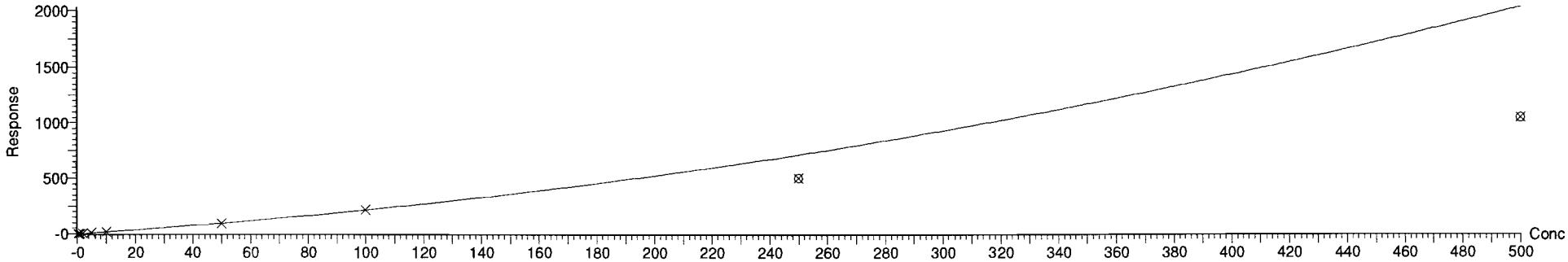


Compound name: 11Cl-PF30UdS
Coefficient of Determination: R^2 = 0.999161
Calibration curve: -1.71422e-005 * x^2 + 0.0590622 * x + -0.0125033
Response type: Internal Std ( Ref 65 ), Area * ( IS Conc. / IS Area )
Curve type: 2nd Order, Origin: Exclude, Weighting: 1/x, Axis trans: None

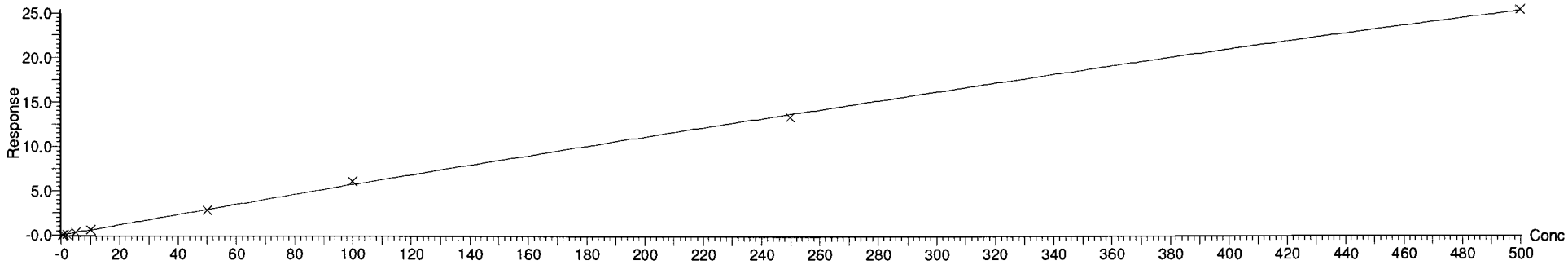

Dataset: F:\Projects\PFAS.PRO\Results\190722M1\190722M1-CRV.qld

Last Altered: Monday, July 22, 2019 13:13:35 Pacific Daylight Time
Printed: Monday, July 22, 2019 13:35:30 Pacific Daylight Time

Compound name: 10:2 FTS
Coefficient of Determination: R^2 = 0.998548
Calibration curve: -0.00085294 * x^2 + 2.4229 * x + -0.00234078
Response type: Internal Std ( Ref 61 ), Area * ( IS Conc. / IS Area )
Curve type: 2nd Order, Origin: Exclude, Weighting: 1/x, Axis trans: None

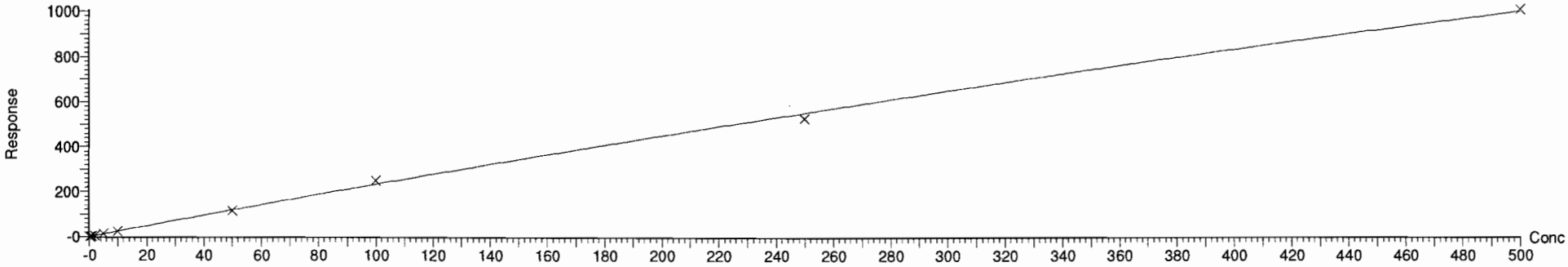


Compound name: PFDoA
Coefficient of Determination: R^2 = 0.999221
Calibration curve: -0.000477513 * x^2 + 1.06929 * x + 0.0599682
Response type: Internal Std ( Ref 65 ), Area * ( IS Conc. / IS Area )
Curve type: 2nd Order, Origin: Exclude, Weighting: 1/x, Axis trans: None

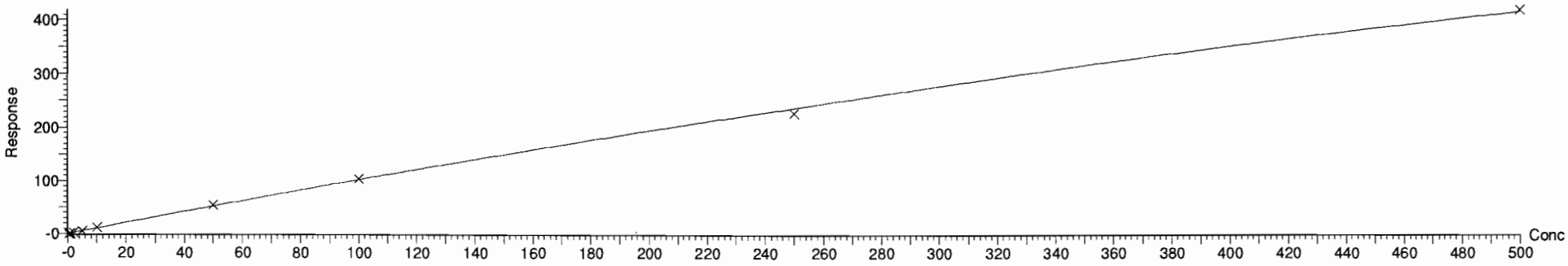

Vista Analytical Laboratory Q1

Dataset: F:\Projects\PFAS.PRO\Results\190722M1\190722M1-CRV.qld

Last Altered: Monday, July 22, 2019 13:13:35 Pacific Daylight Time
Printed: Monday, July 22, 2019 13:35:30 Pacific Daylight Time

Compound name: N-MeFOSA
Coefficient of Determination: R^2 = 0.998673
Calibration curve: -0.000110043 * x^2 + 1.18315 * x + 0.0436442
Response type: Internal Std ( Ref 66 ), Area * ( IS Conc. / IS Area )
Curve type: 2nd Order, Origin: Include, Weighting: 1/x, Axis trans: None

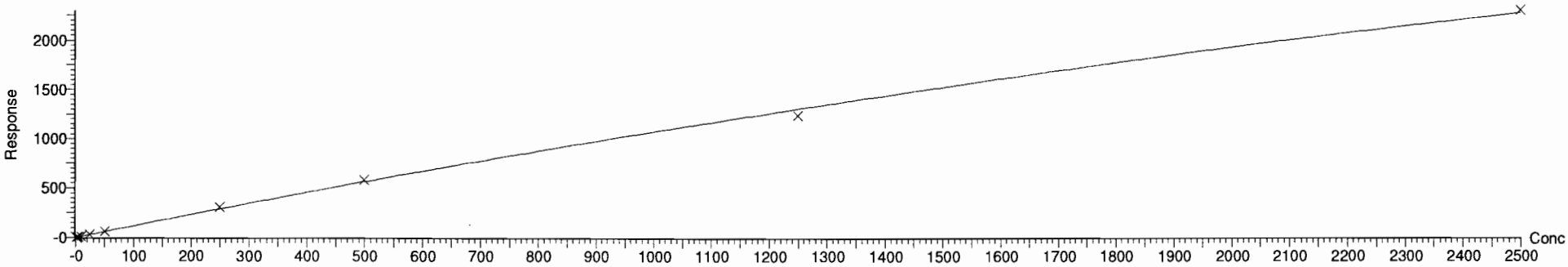


Compound name: PFTrDA
Coefficient of Determination: R^2 = 0.998149
Calibration curve: -0.000612217 * x^2 + 1.14249 * x + 0.0539235
Response type: Internal Std ( Ref 65 ), Area * ( IS Conc. / IS Area )
Curve type: 2nd Order, Origin: Exclude, Weighting: 1/x, Axis trans: None

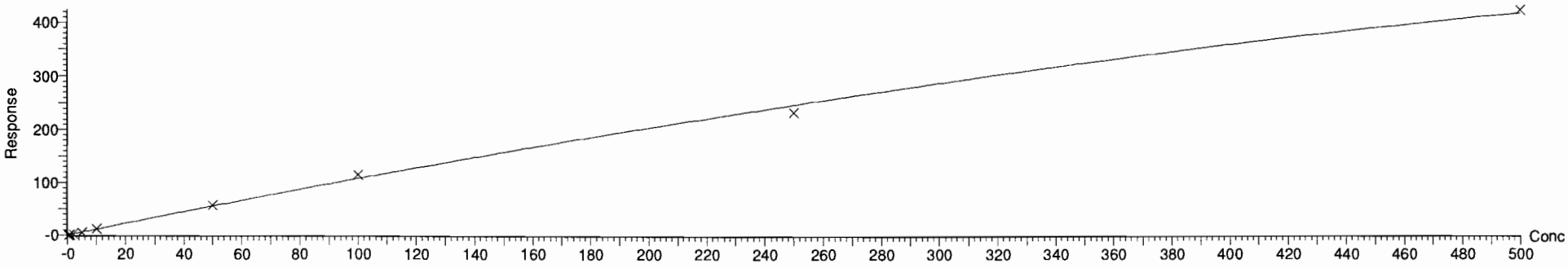

Dataset: F:\Projects\PFAS.PRO\Results\190722M1\190722M1-CRV.qld

Last Altered: Monday, July 22, 2019 13:13:35 Pacific Daylight Time
Printed: Monday, July 22, 2019 13:35:30 Pacific Daylight Time

Compound name: PFDoS
Coefficient of Determination: R^2 = 0.999315
Calibration curve: -2.75261e-005 * x^2 + 0.165938 * x + -0.00469544
Response type: Internal Std ( Ref 67 ), Area * ( IS Conc. / IS Area )
Curve type: 2nd Order, Origin: Exclude, Weighting: 1/x, Axis trans: None

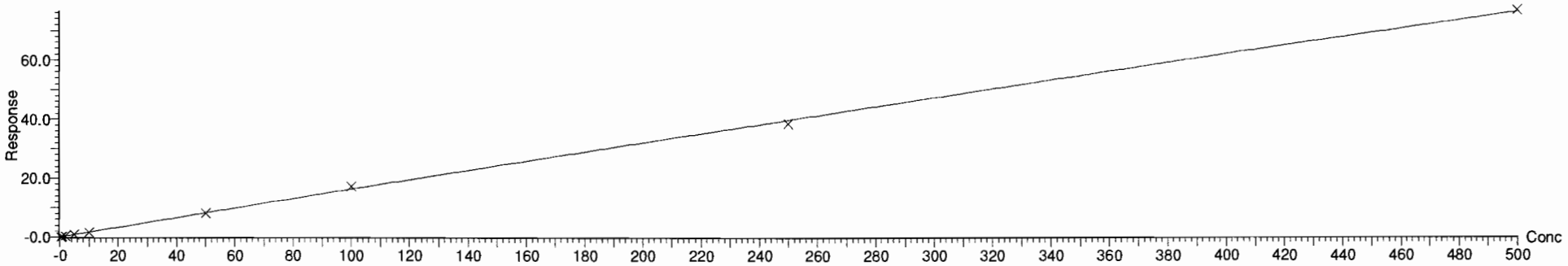


Compound name: PFTeDA
Correlation coefficient: r = 0.999147, r^2 = 0.998295
Calibration curve: 1.50077 * x + 0.138175
Response type: Internal Std ( Ref 67 ), Area * ( IS Conc. / IS Area )
Curve type: Linear, Origin: Exclude, Weighting: 1/x, Axis trans: None

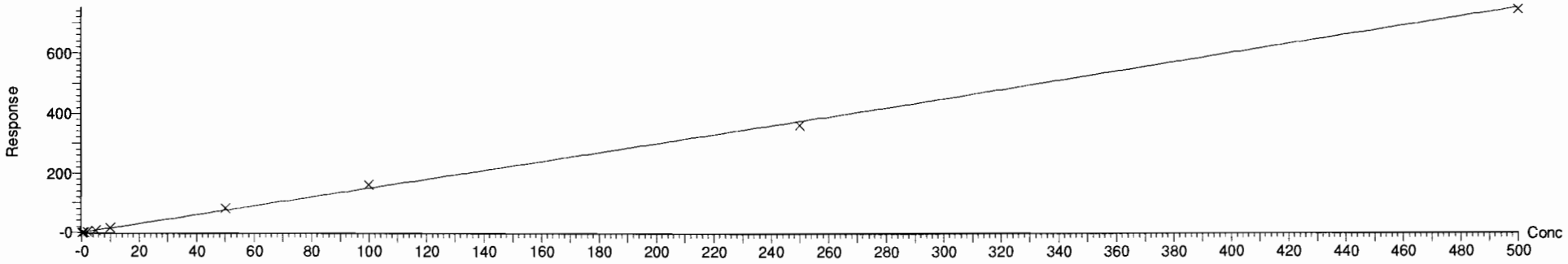

Vista Analytical Laboratory Q1

Dataset: F:\Projects\PFAS.PRO\Results\190722M1\190722M1-CRV.qld

Last Altered: Monday, July 22, 2019 13:13:35 Pacific Daylight Time
Printed: Monday, July 22, 2019 13:35:30 Pacific Daylight Time

Compound name: N-EtFOSA
Coefficient of Determination: R^2 = 0.999316
Calibration curve: -4.39453e-005 * x^2 + 0.983871 * x + -0.292612
Response type: Internal Std ( Ref 68 ), Area * ( IS Conc. / IS Area )
Curve type: 2nd Order, Origin: Exclude, Weighting: 1/x, Axis trans: None

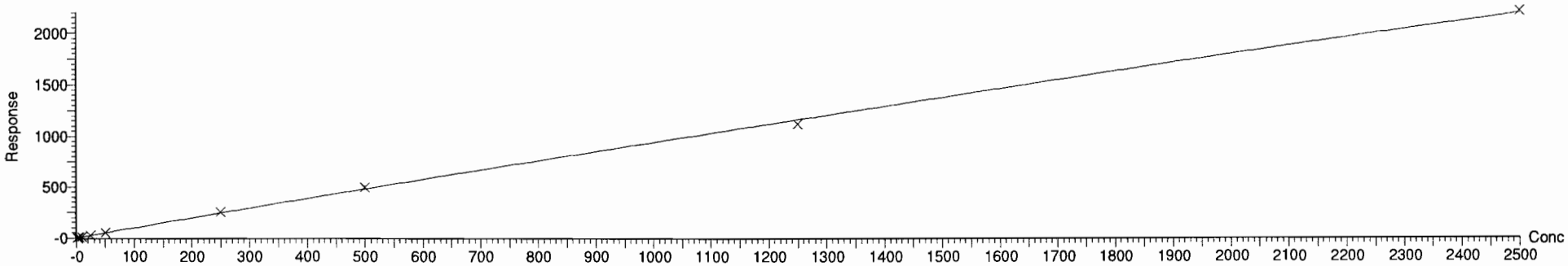


Compound name: PFHxDA
Coefficient of Determination: R^2 = 0.999962
Calibration curve: -0.00028136 * x^2 + 0.657654 * x + 0.0293459
Response type: Internal Std ( Ref 69 ), Area * ( IS Conc. / IS Area )
Curve type: 2nd Order, Origin: Exclude, Weighting: 1/x, Axis trans: None

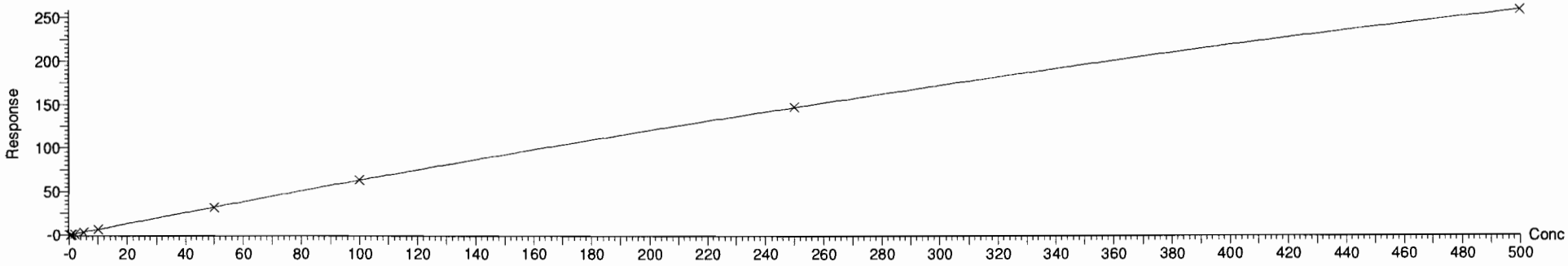

Vista Analytical Laboratory Q1

Dataset: F:\Projects\PFAS.PRO\Results\190722M1\190722M1-CRV.qld

Last Altered: Monday, July 22, 2019 13:13:35 Pacific Daylight Time
Printed: Monday, July 22, 2019 13:35:30 Pacific Daylight Time

Compound name: PFODA
Correlation coefficient: r = 0.997667, r^2 = 0.995340
Calibration curve: 0.760337 * x + 0.0535536
Response type: Internal Std ( Ref 69 ), Area * ( IS Conc. / IS Area )
Curve type: Linear, Origin: Include, Weighting: 1/x, Axis trans: None

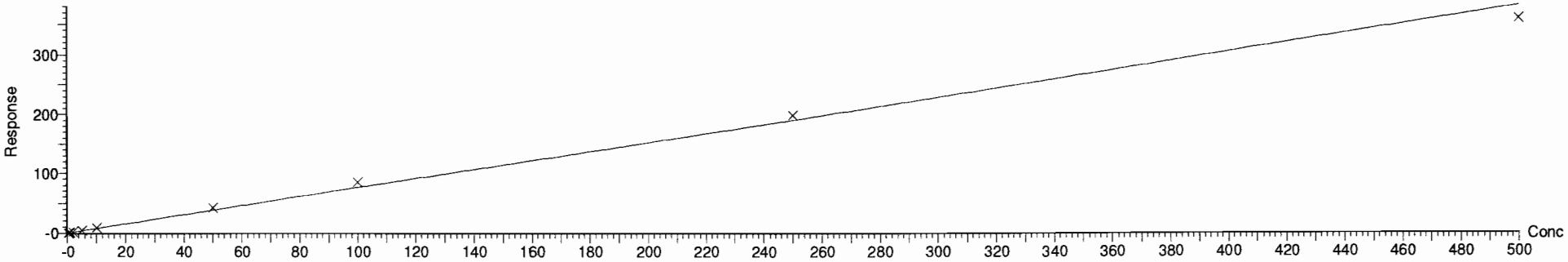


Compound name: N-MeFOSE
Correlation coefficient: r = 0.999814, r^2 = 0.999627
Calibration curve: 1.11748 * x + 0.0028163
Response type: Internal Std ( Ref 70 ), Area * ( IS Conc. / IS Area )
Curve type: Linear, Origin: Exclude, Weighting: 1/x, Axis trans: None

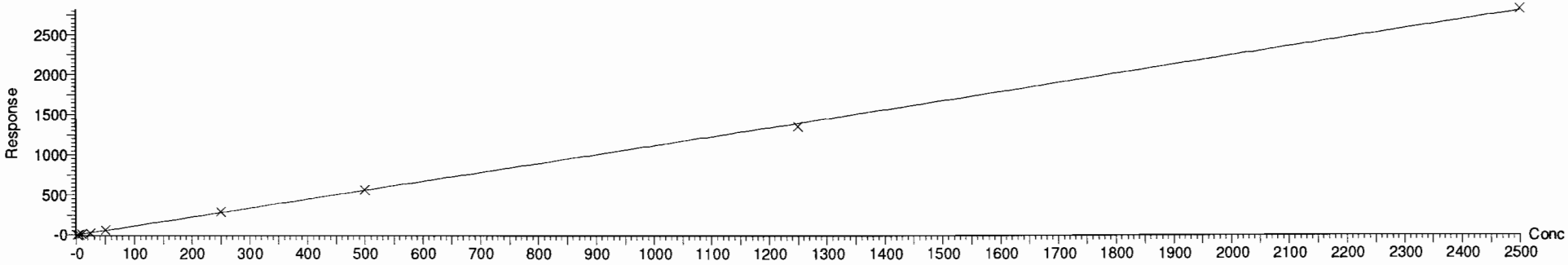

Dataset: F:\Projects\PFAS.PRO\Results\190722M1\190722M1-CRV.qld

Last Altered: Monday, July 22, 2019 13:13:35 Pacific Daylight Time
Printed: Monday, July 22, 2019 13:35:30 Pacific Daylight Time

Compound name: N-EtFOSE
Correlation coefficient: r = 0.999619, r^2 = 0.999239
Calibration curve: 1.29498 * x + -0.0851508
Response type: Internal Std ( Ref 71 ), Area * ( IS Conc. / IS Area )
Curve type: Linear, Origin: Exclude, Weighting: 1/x, Axis trans: None

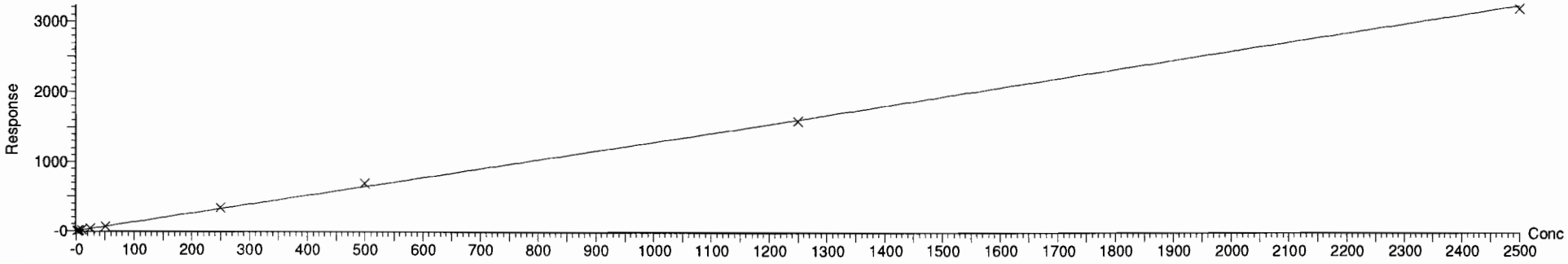

Dataset: F:\Projects\PFAS.PRO\Results\190722M1\190722M1-CRV.qld

Last Altered: Monday, July 22, 2019 13:13:35 Pacific Daylight Time
Printed: Monday, July 22, 2019 13:14:27 Pacific Daylight Time

**Method: F:\Projects\PFAS.PRO\MethDB\PFAS_FULL_80C_072219.mdb 22 Jul 2019 13:12:22**
**Calibration: F:\Projects\PFAS.PRO\CurveDB\C18_VAL-PFAS_Q4_07-22-19.cdb 22 Jul 2019 13:13:35**

**Name: 190722M1_4, Date: 22-Jul-2019, Time: 10:26:37, ID: ST190722M1-1 PFC CS-2 19G1101, Description: PFC CS-2 19G1101**

**PFBA**

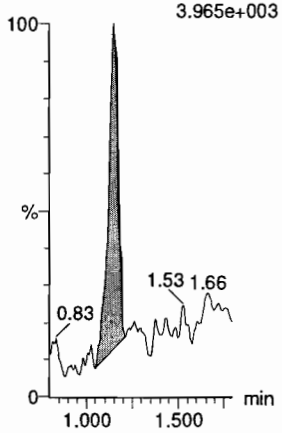


**PFPrS**

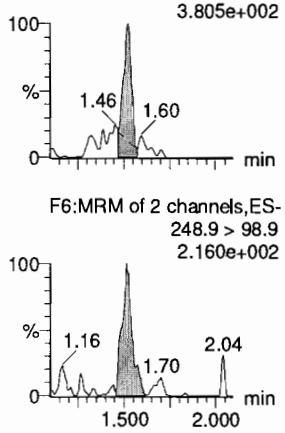


**3:3 FTCA**

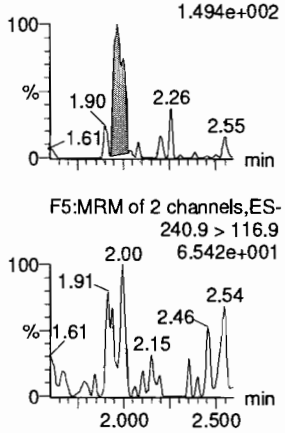


**PFPeA**

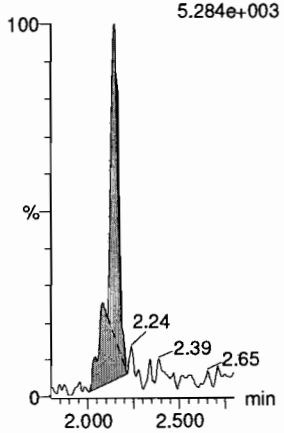


**PFBS**

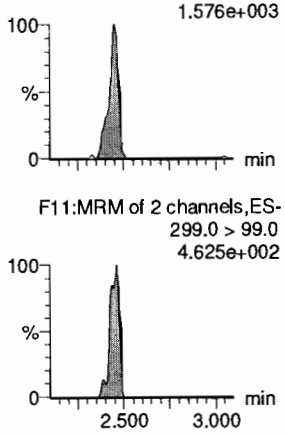


**4:2 FTS**

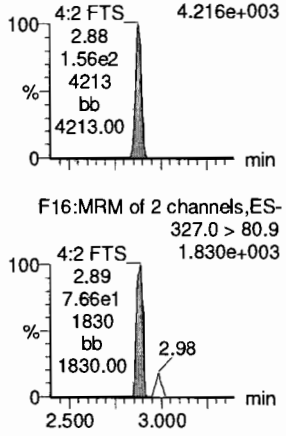


**13C3-PFBA**

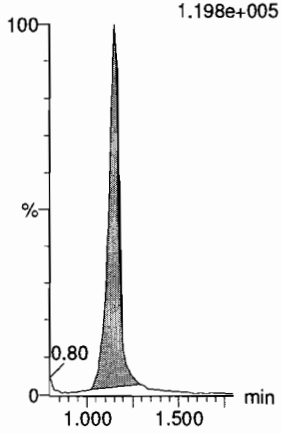


**13C3-PFBS**




**13C3-PFPeA**

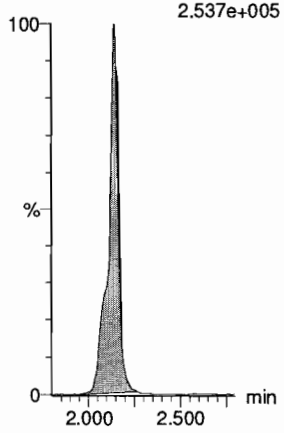


**13C3-PFPeA**

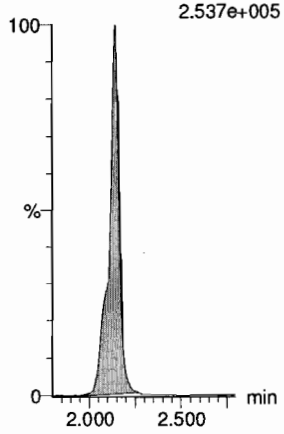


**13C3-PFBS**




**13C2-4:2 FTS**

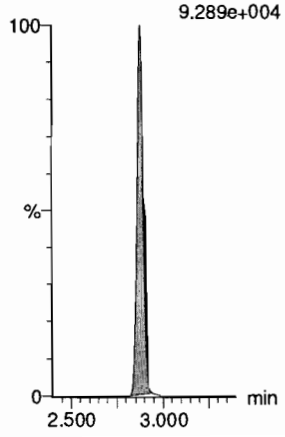

Dataset: F:\Projects\PFAS.PRO\Results\190722M1\190722M1-CRV.qld

Last Altered: Monday, July 22, 2019 13:13:35 Pacific Daylight Time
Printed: Monday, July 22, 2019 13:14:27 Pacific Daylight Time

**Name: 190722M1_4, Date: 22-Jul-2019, Time: 10:26:37, ID: ST190722M1-1 PFC CS-2 19G1101, Description: PFC CS-2 19G1101**

**PFHxA**

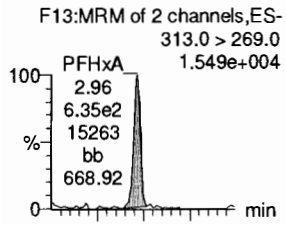


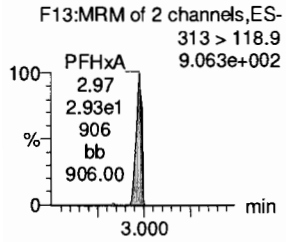


**PFPeS**

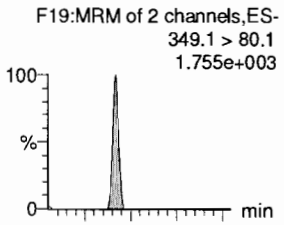


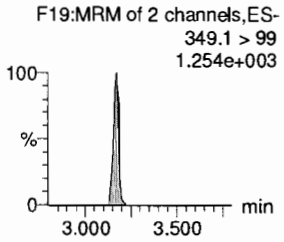


**HFPO-DA**

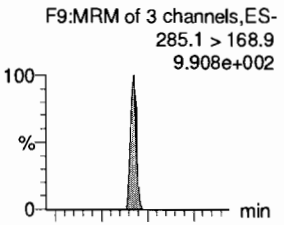


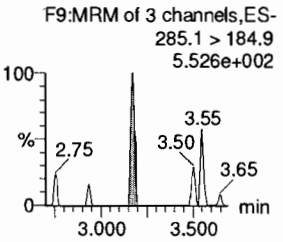


**5:3 FTCA**

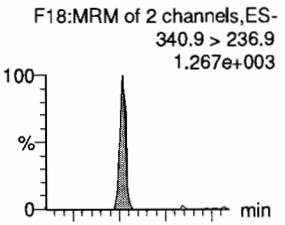


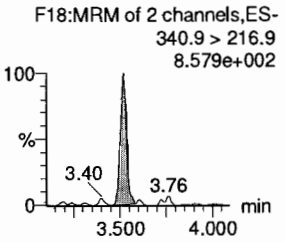


**PFHpA**

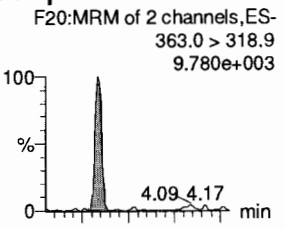


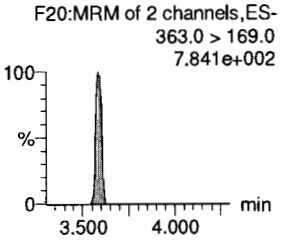


**ADONA**

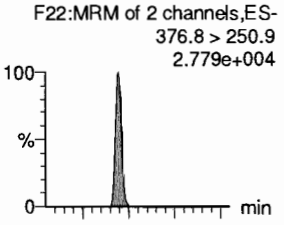


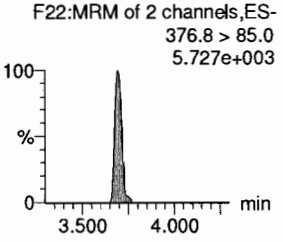


**13C2-PFHxA**

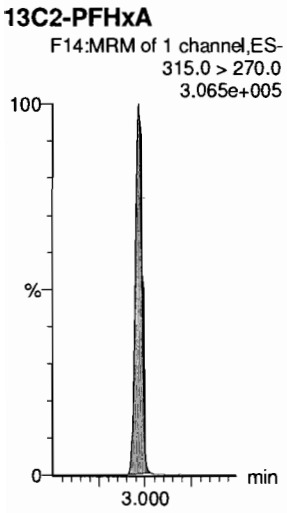


**13C3-PFBS**

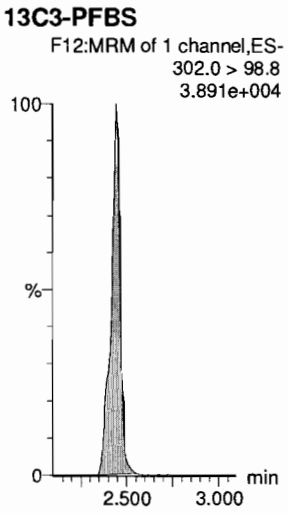


**13C3-HFPO-DA**

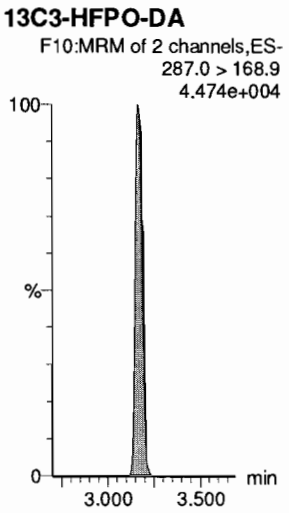


**13C4-PFHpA**

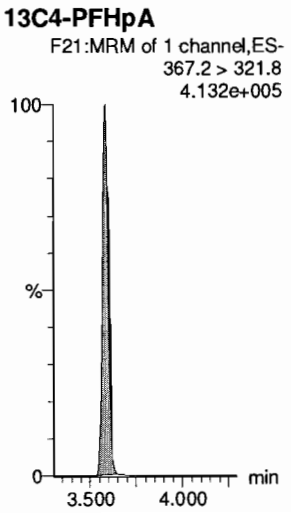


**13C4-PFHpA**

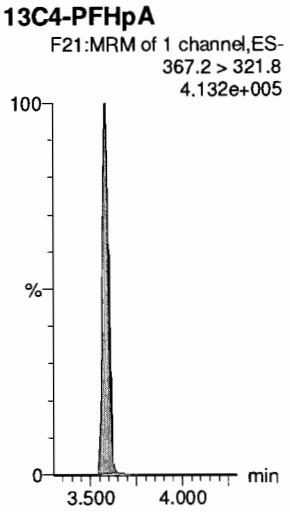


**13C4-PFHpA**

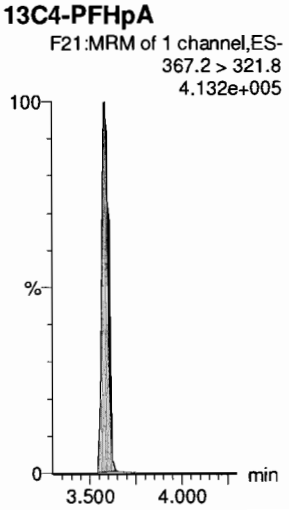

Dataset: F:\Projects\PFAS.PRO\Results\190722M1\190722M1-CRV.qld

Last Altered: Monday, July 22, 2019 13:13:35 Pacific Daylight Time
Printed: Monday, July 22, 2019 13:14:27 Pacific Daylight Time

**Name: 190722M1_4, Date: 22-Jul-2019, Time: 10:26:37, ID: ST190722M1-1 PFC CS-2 19G1101, Description: PFC CS-2 19G1101**

**L-PFHxS**

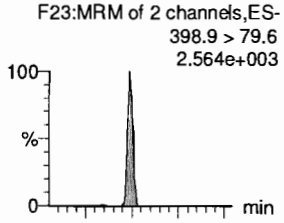


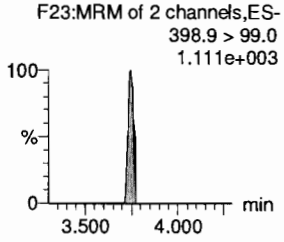


**6:2 FTS**

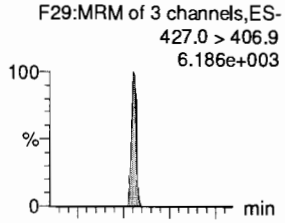


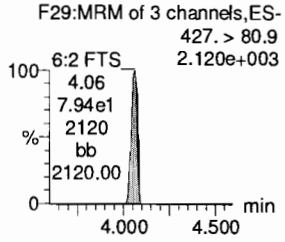


**L-PFOA**

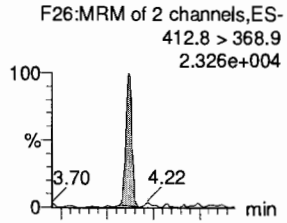


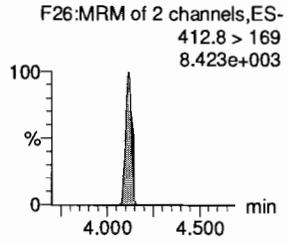


**PFEChS**

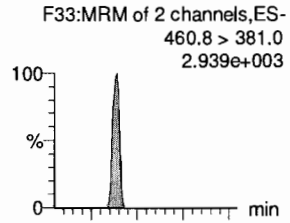


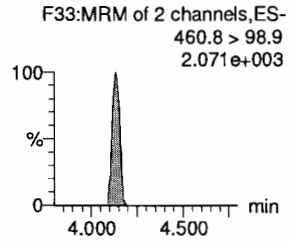


**PFHpS**

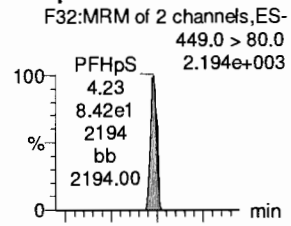


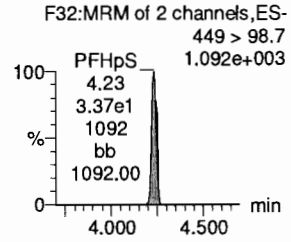


**7:3 FTCA**

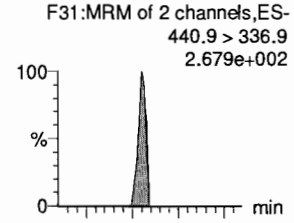


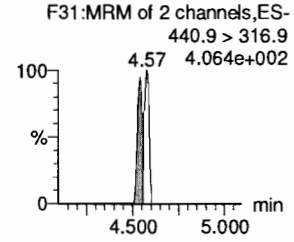


**13C3-PFHxS**

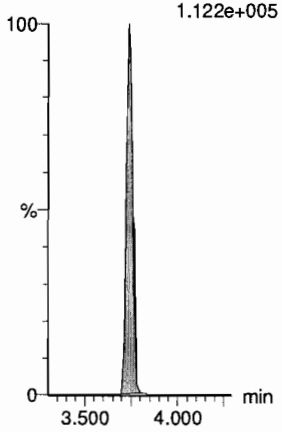


**13C2-6:2 FTS**

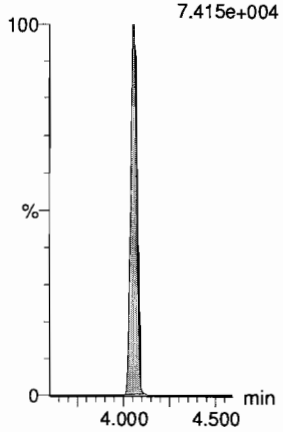


**13C2-PFOA**

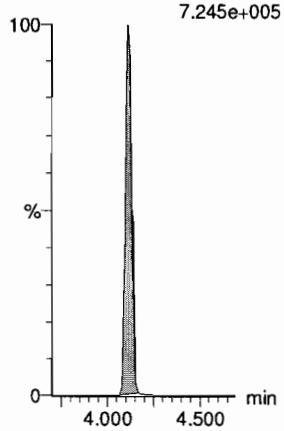


**13C2-PFOA**

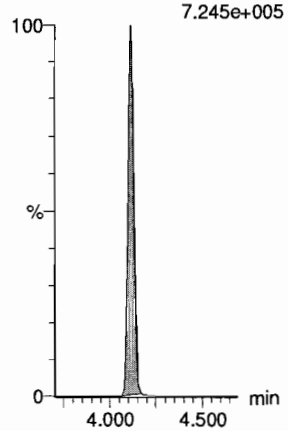


**13C8-PFOS**

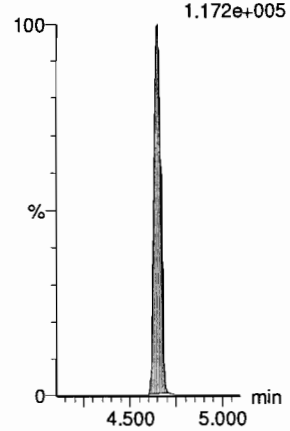


**13C5-PFNA**

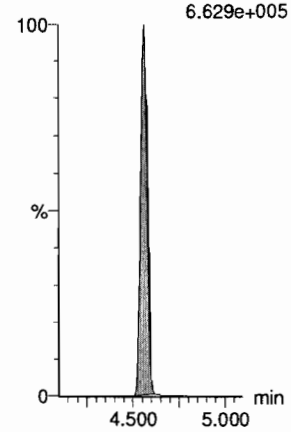

Dataset: F:\Projects\PFAS.PRO\Results\190722M1\190722M1-CRV.qld

Last Altered: Monday, July 22, 2019 13:13:35 Pacific Daylight Time
Printed: Monday, July 22, 2019 13:14:27 Pacific Daylight Time

**Name: 190722M1_4, Date: 22-Jul-2019, Time: 10:26:37, ID: ST190722M1-1 PFC CS-2 19G1101, Description: PFC CS-2 19G1101**

**PFNA**

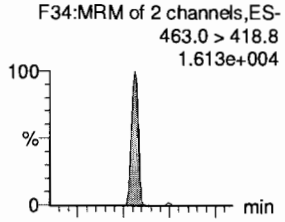


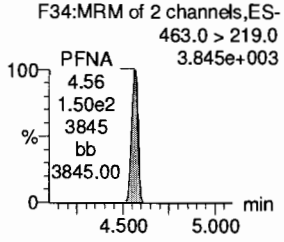


**PFOSA**

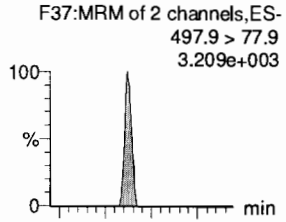


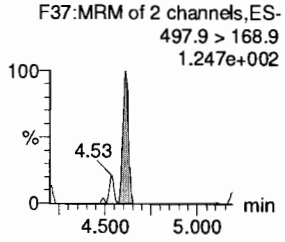


**L-PFOS**

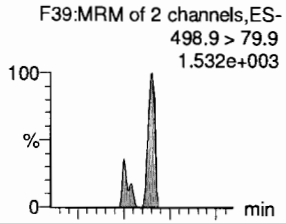


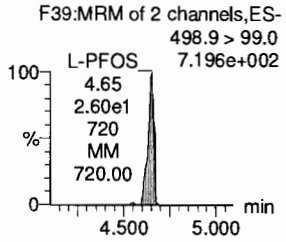


**9Cl-PF30NS**

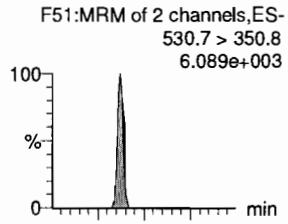


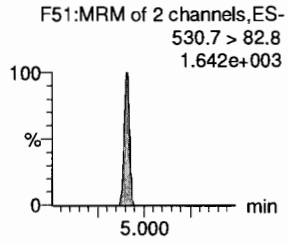


**PFDA**

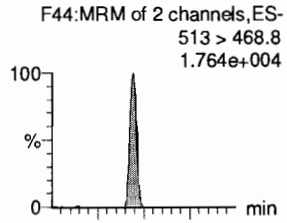


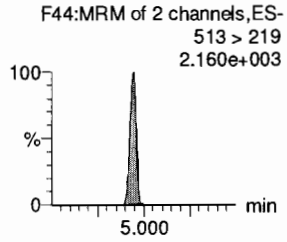


**8:2 FTS**

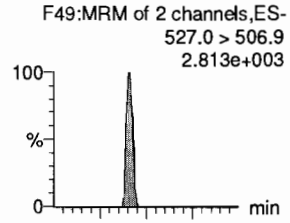


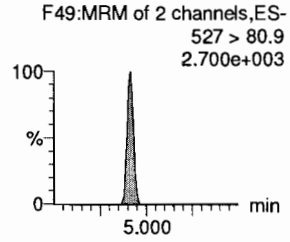


**13C5-PFNA**

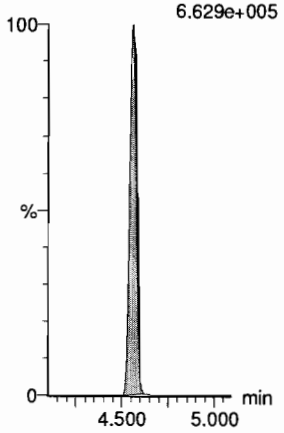


**13C8-PFOSA**

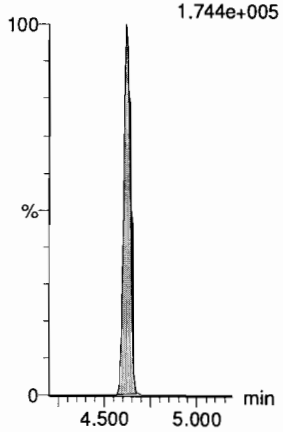


**13C8-PFOS**

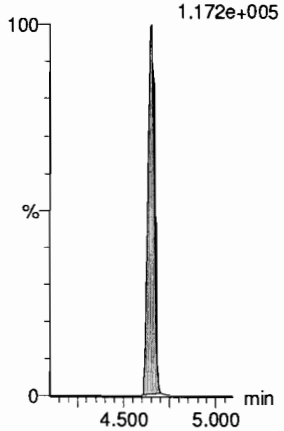


**13C8-PFOS**

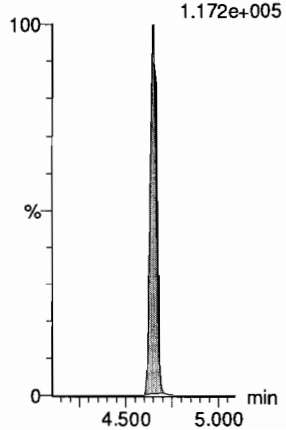


**13C2-PFDA**

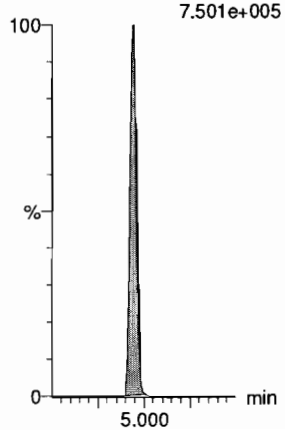


**13C2-8:2 FTS**

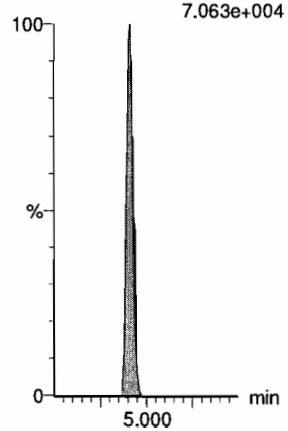

Dataset: F:\Projects\PFAS.PRO\Results\190722M1\190722M1-CRV.qld

Last Altered: Monday, July 22, 2019 13:13:35 Pacific Daylight Time
Printed: Monday, July 22, 2019 13:14:27 Pacific Daylight Time

**Name: 190722M1_4, Date: 22-Jul-2019, Time: 10:26:37, ID: ST190722M1-1 PFC CS-2 19G1101, Description: PFC CS-2 19G1101**

**PFNS**

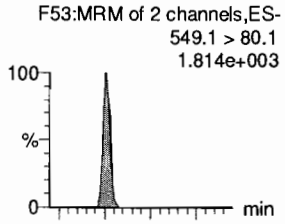


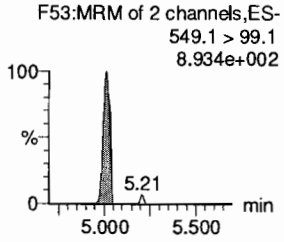


**L-MeFOSAA**

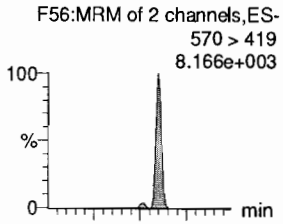


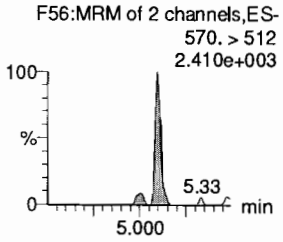


**L-EtFOSAA**

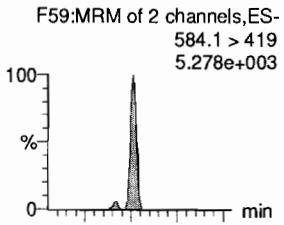


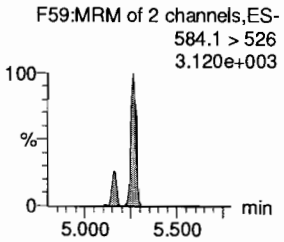


**PFUdA**

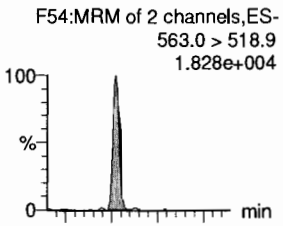


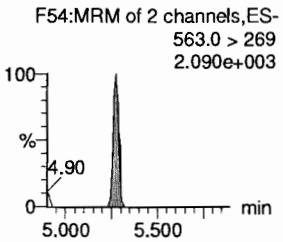


**PFDS**

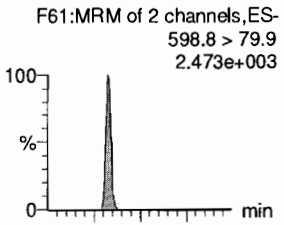


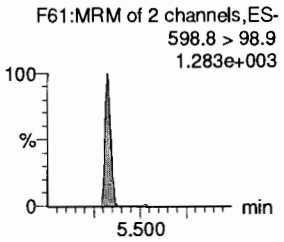


**11Cl-PF30UdS**

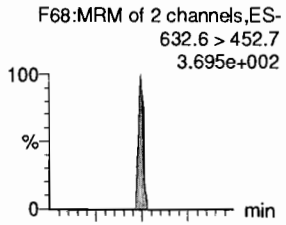


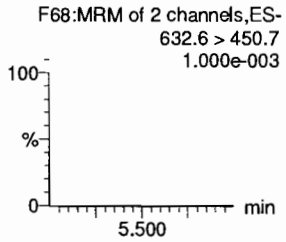


**13C8-PFOS**

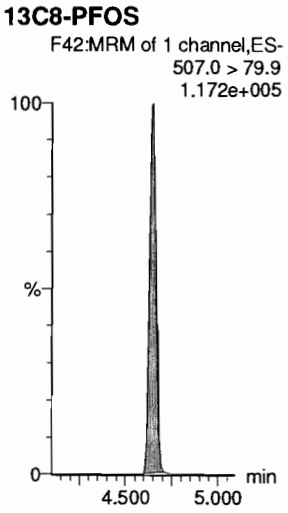


**d3-N-MeFOSAA**

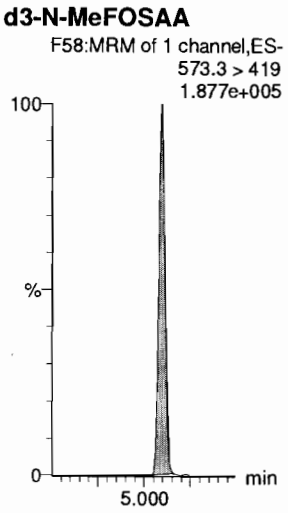


**d5-N-EtFOSAA**

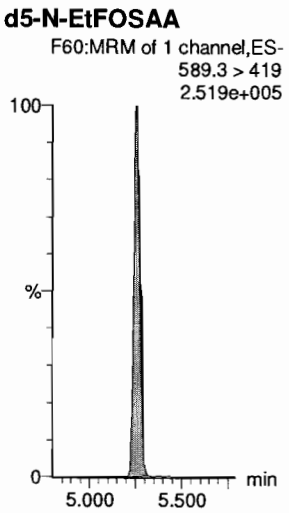


**13C2-PFUdA**

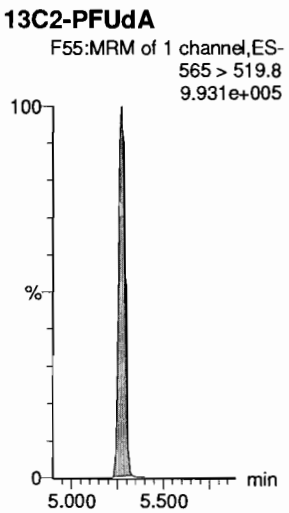


**13C2-8:2 FTS**

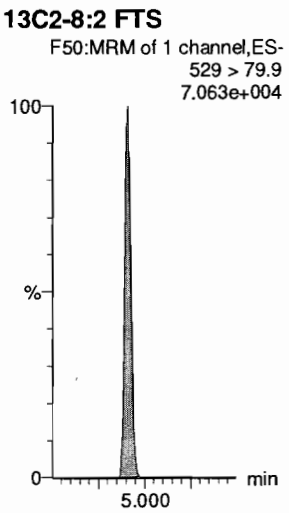


**13C2-PFDoA**

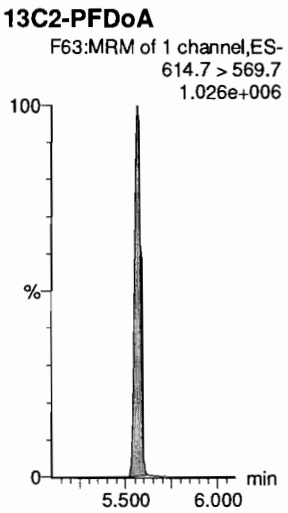

Dataset: F:\Projects\PFAS.PRO\Results\190722M1\190722M1-CRV.qld

Last Altered: Monday, July 22, 2019 13:13:35 Pacific Daylight Time
Printed: Monday, July 22, 2019 13:14:27 Pacific Daylight Time

**Name: 190722M1_4, Date: 22-Jul-2019, Time: 10:26:37, ID: ST190722M1-1 PFC CS-2 19G1101, Description: PFC CS-2 19G1101**

**10:2 FTS**
F66:MRM of 2 channels,ES-
627.0 > 606.9
4.019e+003

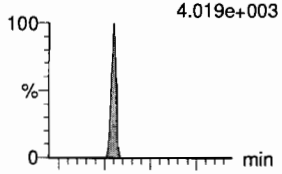


F66:MRM of 2 channels,ES-
627.0 > 80.9
2.165e+003

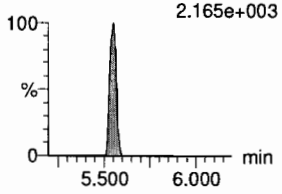


**PFDoA**
F62:MRM of 4 channels,ES-
612.9 > 569.0
2.409e+004

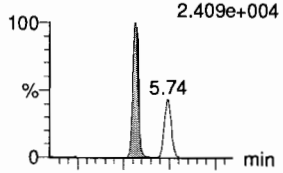


F62:MRM of 4 channels,ES-
612.9 > 318.8
2.573e+003

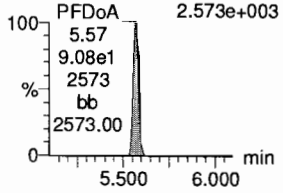


**N-MeFOSA**
F43:MRM of 2 channels,ES-
512.1 > 168.9
4.790e+003

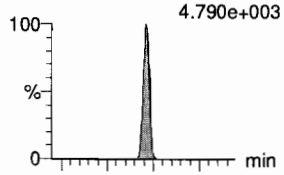


F43:MRM of 2 channels,ES-
512.1 > 219
2.262e+003

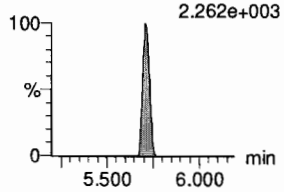


**PFTrDA**
F70:MRM of 2 channels,ES-
662.9 > 618.9
2.377e+004

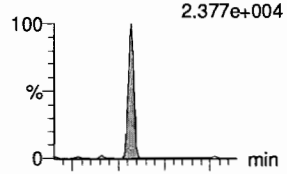


F70:MRM of 2 channels,ES-
662.9 > 319
5.856e+002

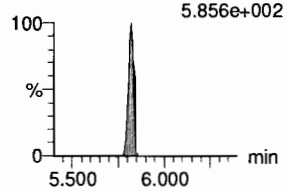


**PFDoS**
F71:MRM of 2 channels,ES-
698.8 > 79.9
2.134e+003

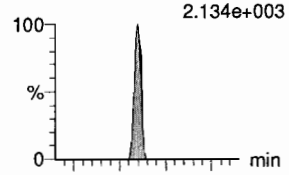


F71:MRM of 2 channels,ES-
698.8 > 98.9
8.946e+002

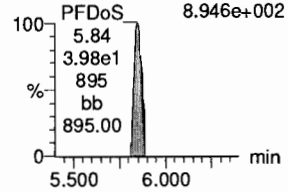


**PFTeDA**
F72:MRM of 2 channels,ES-
713.0 > 669.0
2.351e+004

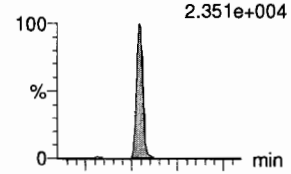


F72:MRM of 2 channels,ES-
713. > 369.0
1.300e+003

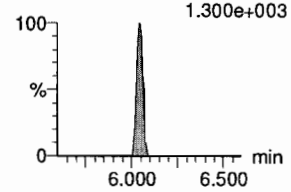


**13C2-8:2 FTS**
F50:MRM of 1 channel,ES-
529 > 79.9
7.063e+004

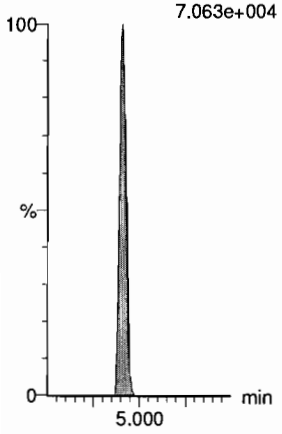


**13C2-PFDoA**
F63:MRM of 1 channel,ES-
614.7 > 569.7
1.026e+006

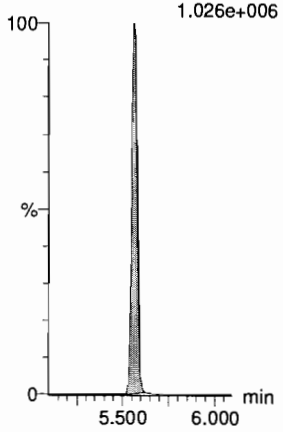


**d3-N-MeFOSA**
F46:MRM of 1 channel,ES-
515.2 > 168.9
4.250e+005

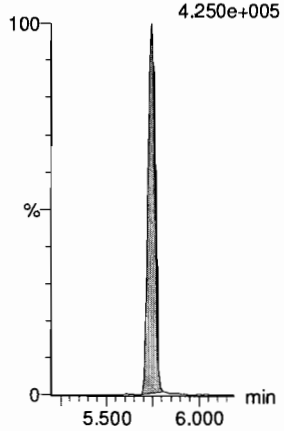


**13C2-PFDoA**
F63:MRM of 1 channel,ES-
614.7 > 569.7
1.026e+006

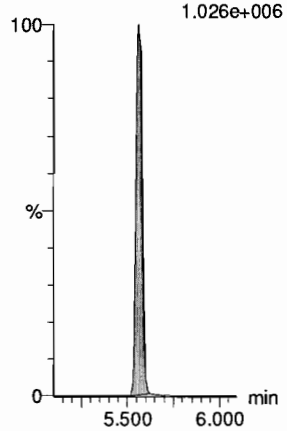


**13C2-PFTeDA**
F73:MRM of 2 channels,ES-
715.1 > 669.7
6.536e+005

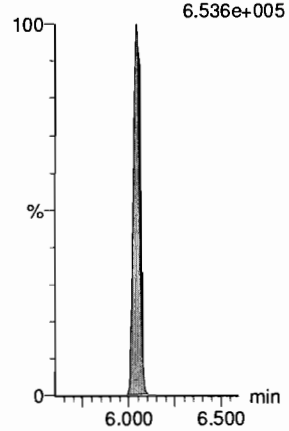


**13C2-PFTeDA**
F73:MRM of 2 channels,ES-
715.1 > 669.7
6.536e+005

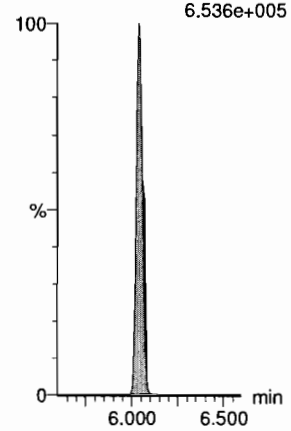

Dataset: F:\Projects\PFAS.PRO\Results\190722M1\190722M1-CRV.qld

Last Altered: Monday, July 22, 2019 13:13:35 Pacific Daylight Time
Printed: Monday, July 22, 2019 13:14:27 Pacific Daylight Time

**Name: 190722M1_4, Date: 22-Jul-2019, Time: 10:26:37, ID: ST190722M1-1 PFC CS-2 19G1101, Description: PFC CS-2 19G1101**

**N-EtFOSA**

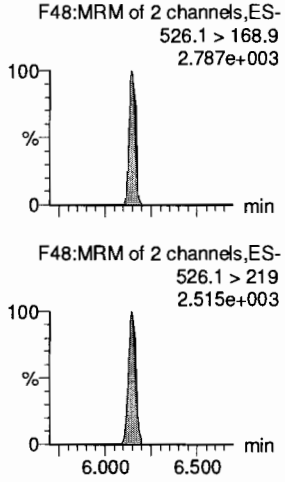


**PFHxDA**

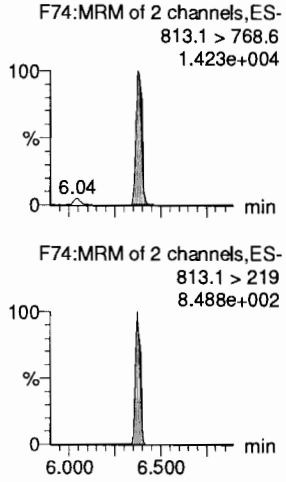


**PFODA**

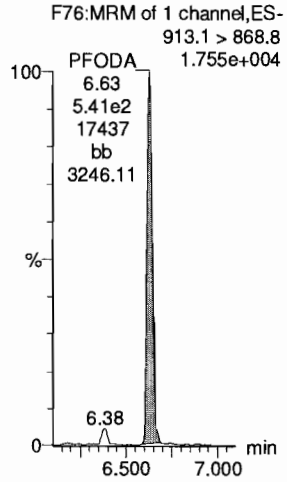


**N-MeFOSE**

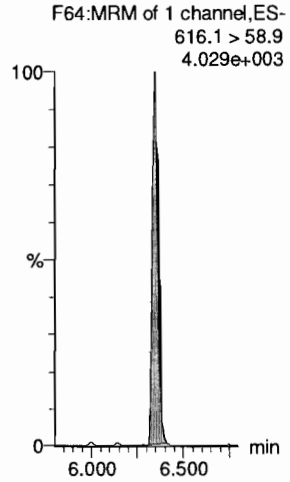


**N-EtFOSE**

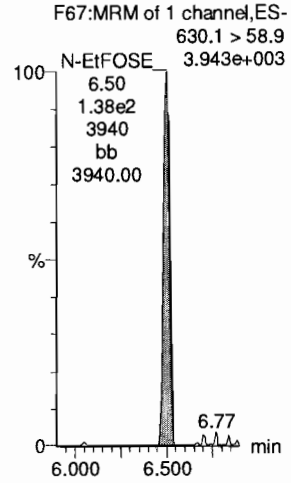


**13C4-PFBA**

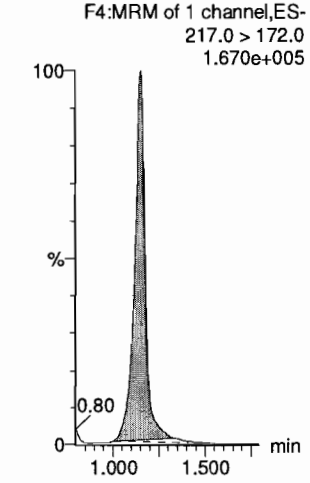


**d5-N-ETFOSA**

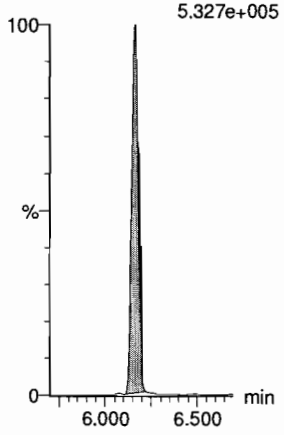


**13C2-PFHxDA**

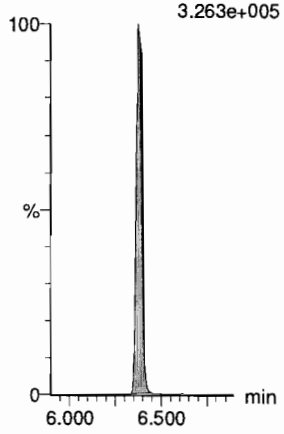


**13C2-PFHxDA**

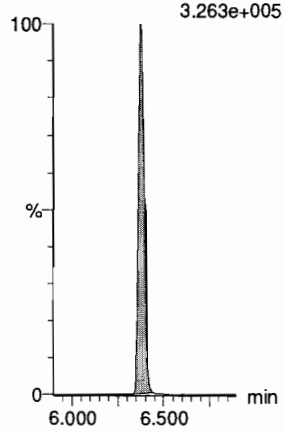


**d7-N-MeFOSE**

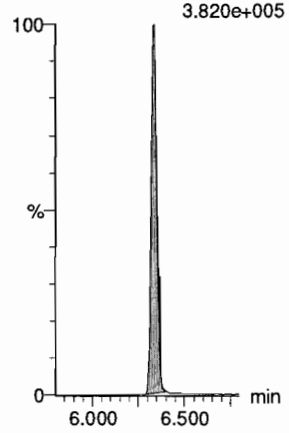


**d9-N-EtFOSE**

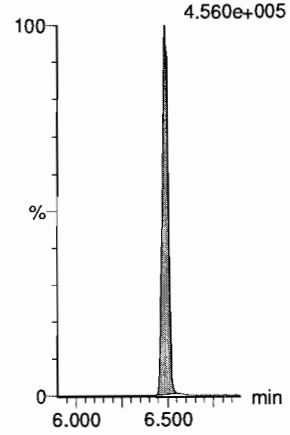


**13C5-PFHxA**

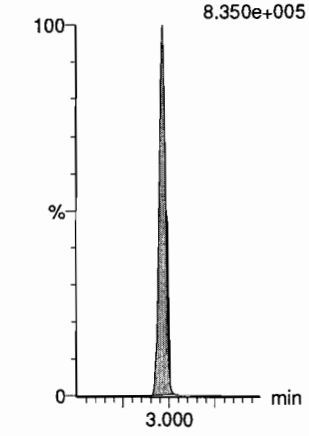

Dataset: F:\Projects\PFAS.PRO\Results\190722M1\190722M1-CRV.qld

Last Altered: Monday, July 22, 2019 13:13:35 Pacific Daylight Time
Printed: Monday, July 22, 2019 13:14:27 Pacific Daylight Time

**Name: 190722M1_4, Date: 22-Jul-2019, Time: 10:26:37, ID: ST190722M1-1 PFC CS-2 19G1101, Description: PFC CS-2 19G1101**

**13C8-PFOA**

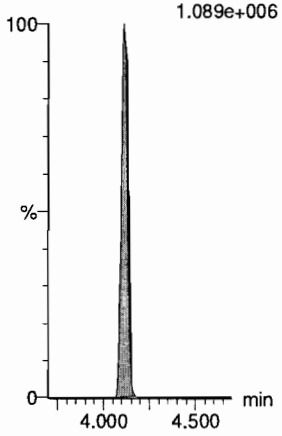


**18O2-PFHxS**

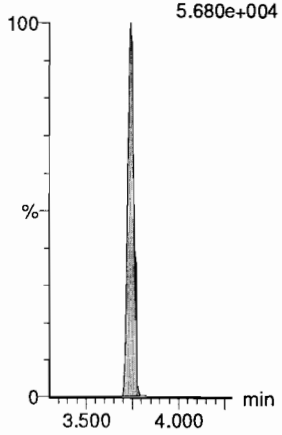


**13C9-PFNA**

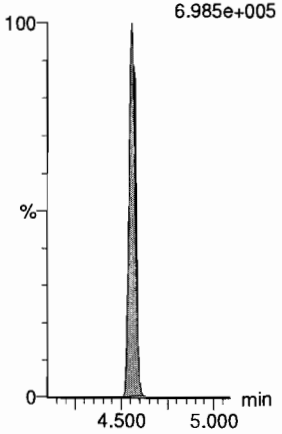


**13C4-PFOS**

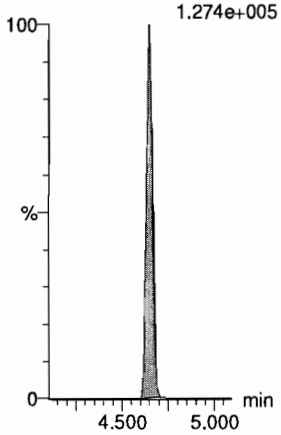


**13C6-PFDA**

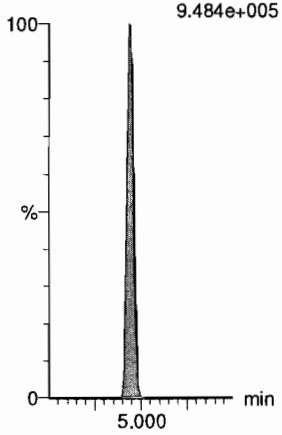


**13C7-PFUdA**

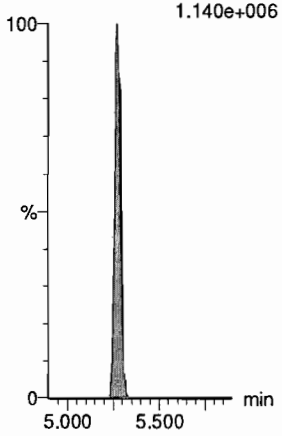

Dataset: F:\Projects\PFAS.PRO\Results\190722M1\190722M1-CRV.qld

Last Altered: Monday, July 22, 2019 13:13:35 Pacific Daylight Time
Printed: Monday, July 22, 2019 13:14:27 Pacific Daylight Time

**Name: 190722M1_5, Date: 22-Jul-2019, Time: 10:37:15, ID: ST190722M1-2 PFC CS-1 19G1102, Description: PFC CS-1 19G1102**

**PFBA**

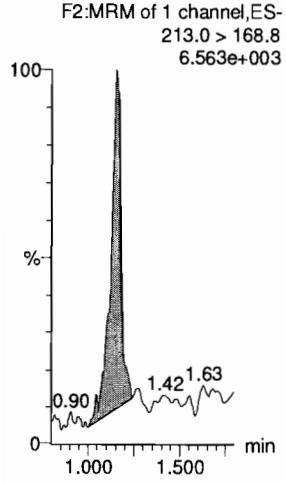


**PFPrS**

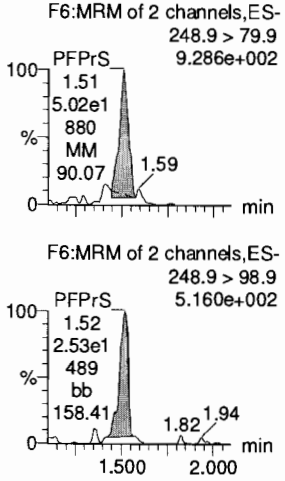


**3:3 FTCA**

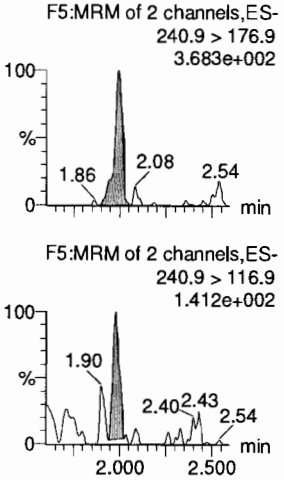


**PFPeA**

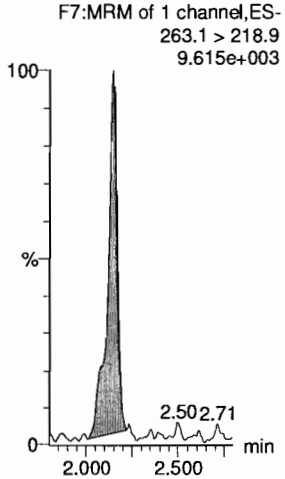


**PFBS**

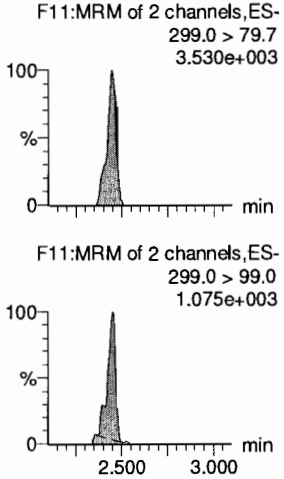


**4:2 FTS**

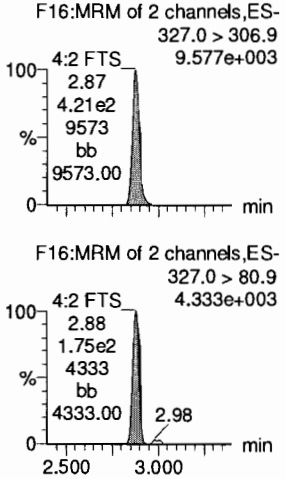


**13C3-PFBA**

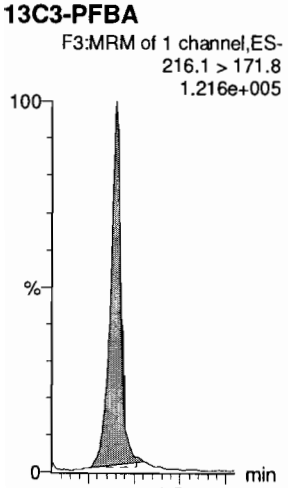


**13C3-PFBS**

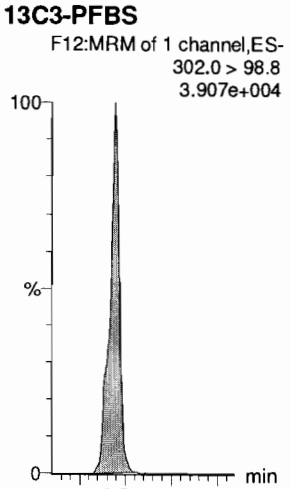


**13C3-PFPeA**

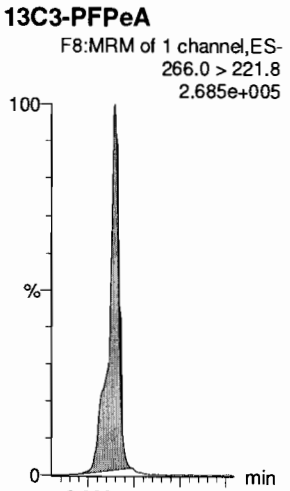


**13C3-PFPeA**

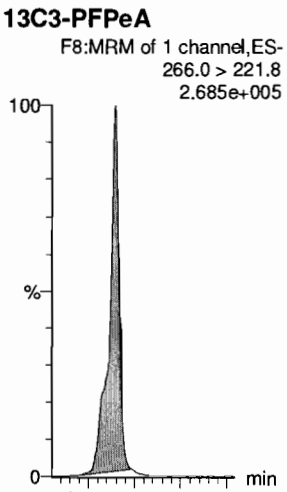


**13C3-PFBS**

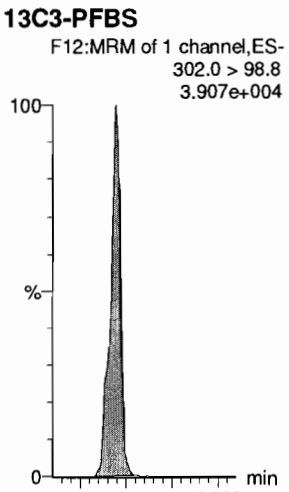


**13C2-4:2 FTS**

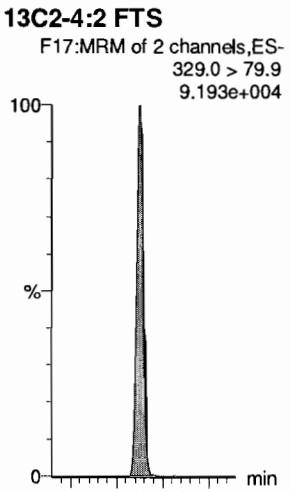

Dataset: F:\Projects\PFAS.PRO\Results\190722M1\190722M1-CRV.qld

Last Altered: Monday, July 22, 2019 13:13:35 Pacific Daylight Time
Printed: Monday, July 22, 2019 13:14:27 Pacific Daylight Time

**Name: 190722M1_5, Date: 22-Jul-2019, Time: 10:37:15, ID: ST190722M1-2 PFC CS-1 19G1102, Description: PFC CS-1 19G1102**

**PFHxA**

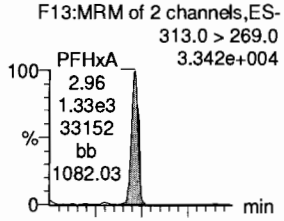


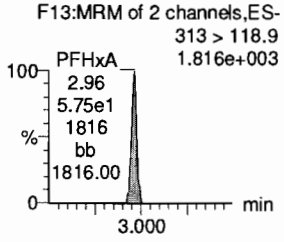


**PFPeS**

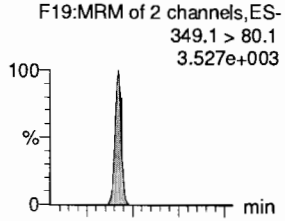


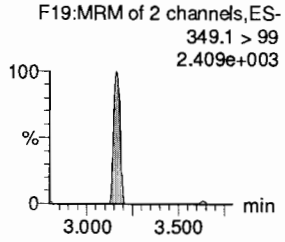


**HFPO-DA**

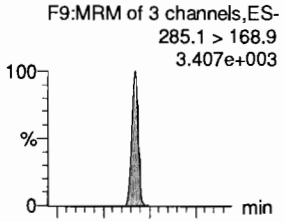


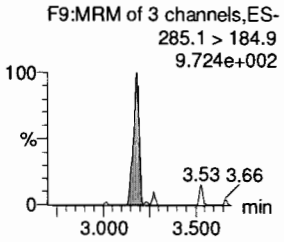


**5:3 FTCA**

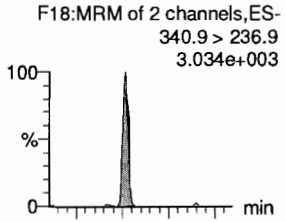


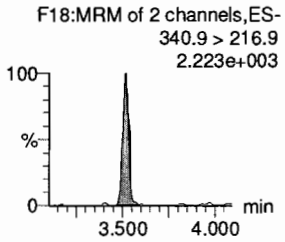


**PFHpA**

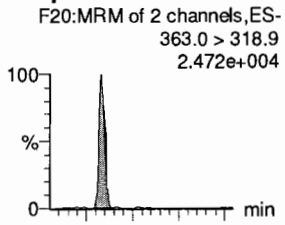


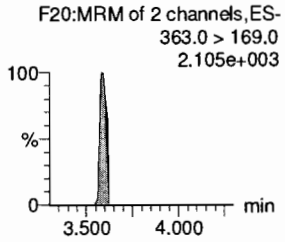


**ADONA**

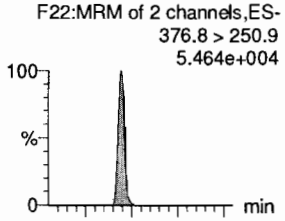


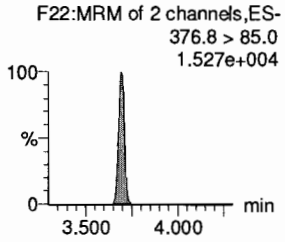


**13C2-PFHxA**

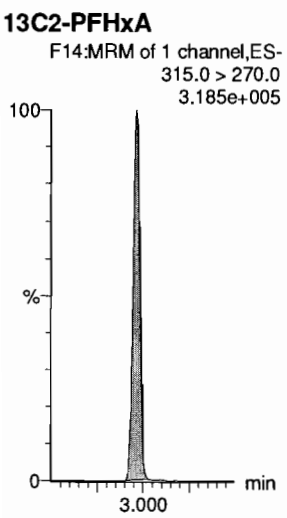


**13C3-PFBS**

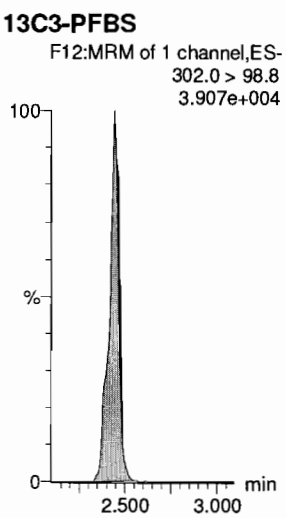


**13C3-HFPO-DA**

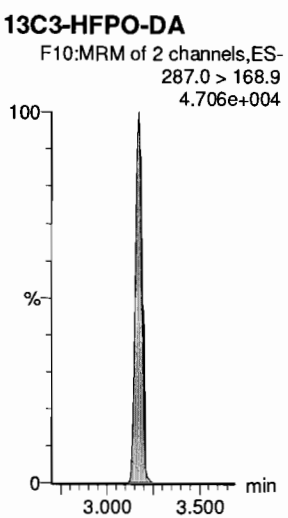


**13C4-PFHpA**

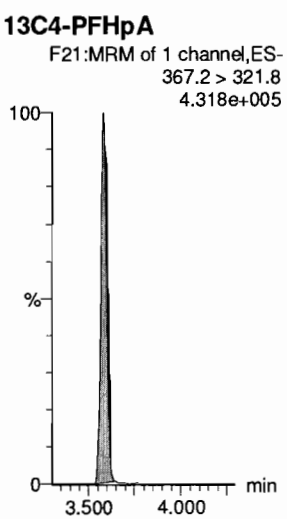


**13C4-PFHpA**

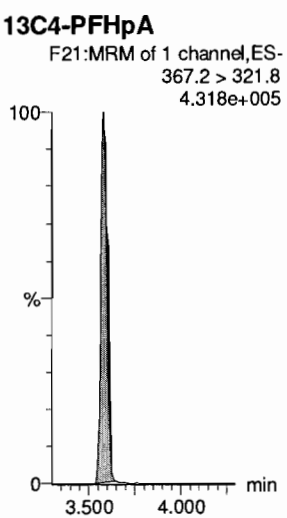


**13C4-PFHpA**

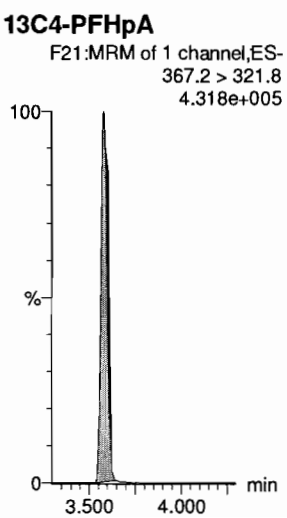

Dataset: F:\Projects\PFAS.PRO\Results\190722M1\190722M1-CRV.qld

Last Altered: Monday, July 22, 2019 13:13:35 Pacific Daylight Time
Printed: Monday, July 22, 2019 13:14:27 Pacific Daylight Time

**Name: 190722M1_5, Date: 22-Jul-2019, Time: 10:37:15, ID: ST190722M1-2 PFC CS-1 19G1102, Description: PFC CS-1 19G1102**

**L-PFHxS**

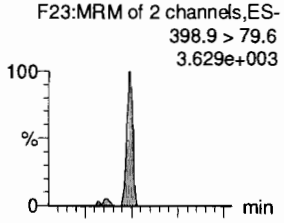


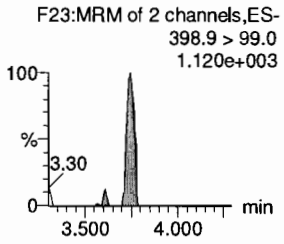


**6:2 FTS**

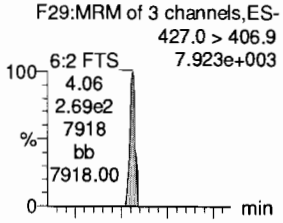


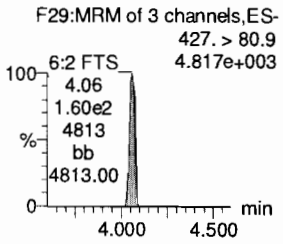


**L-PFOA**

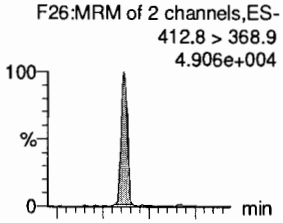


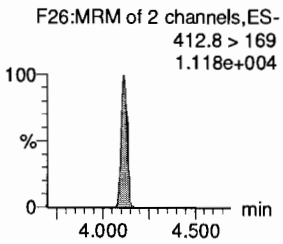


**PFEChS**

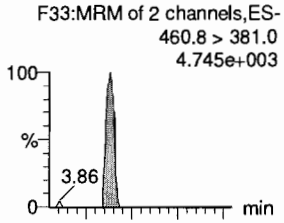


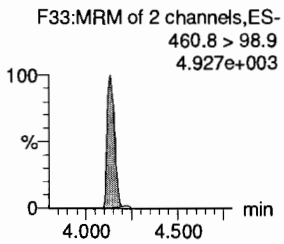


**PFHpS**

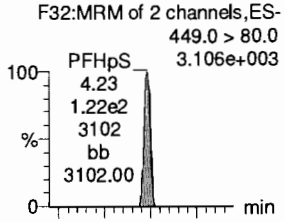


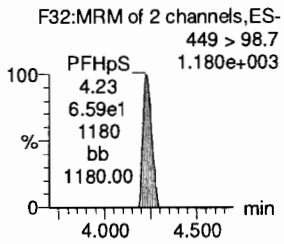


**7:3 FTCA**

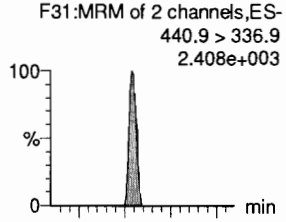


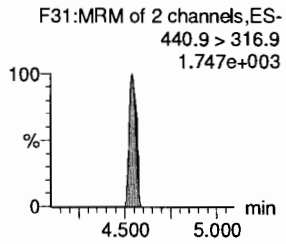


**13C3-PFHxS**

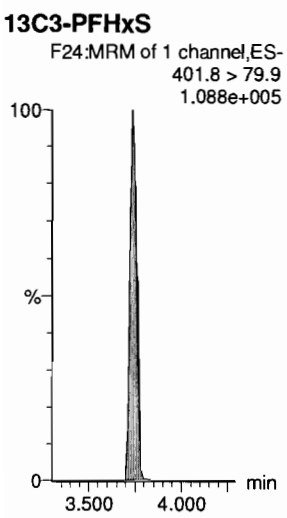


**13C2-6:2 FTS**

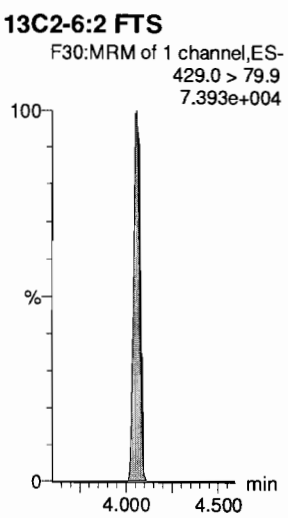


**13C2-PFOA**

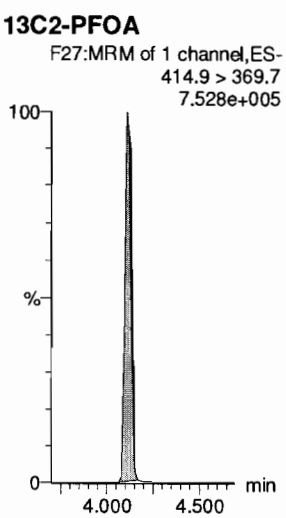


**13C2-PFOA**

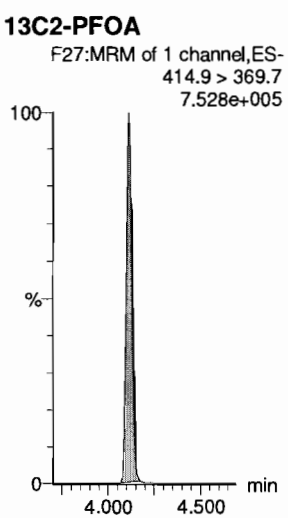


**13C8-PFOS**




**13C5-PFNA**

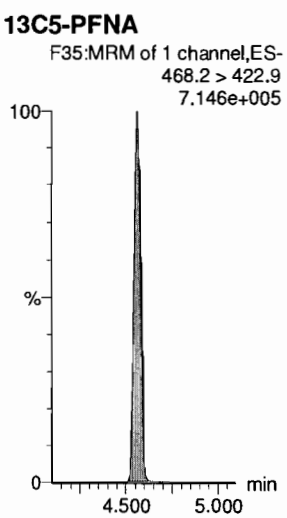

Dataset: F:\Projects\PFAS.PRO\Results\190722M1\190722M1-CRV.qld

Last Altered: Monday, July 22, 2019 13:13:35 Pacific Daylight Time
Printed: Monday, July 22, 2019 13:14:27 Pacific Daylight Time

**Name: 190722M1_5, Date: 22-Jul-2019, Time: 10:37:15, ID: ST190722M1-2 PFC CS-1 19G1102, Description: PFC CS-1 19G1102**

**PFNA**

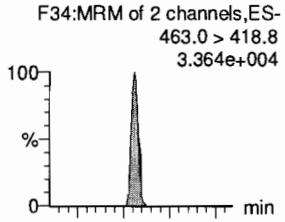


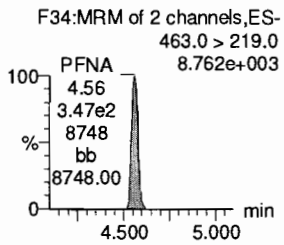


**PFOSA**

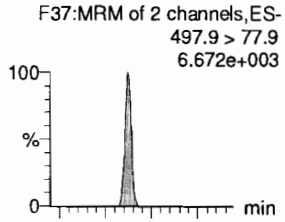


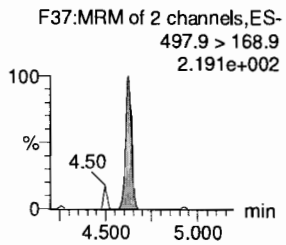


**L-PFOS**

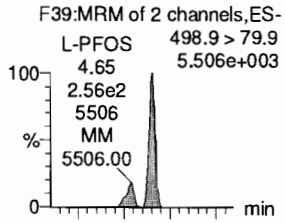


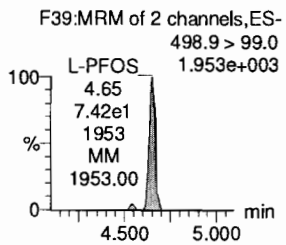


**9Cl-PF30NS**

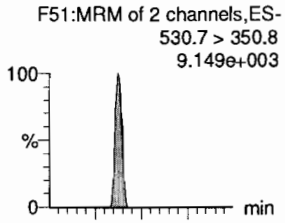


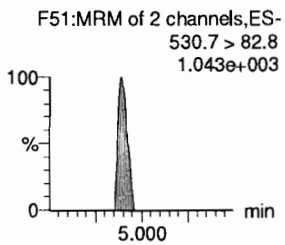


**PFDA**

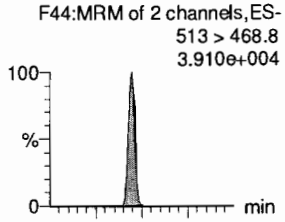


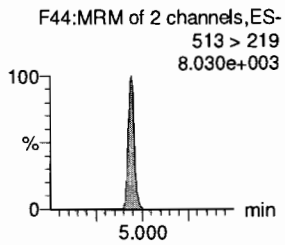


**8:2 FTS**

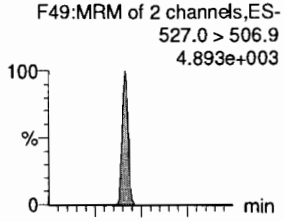


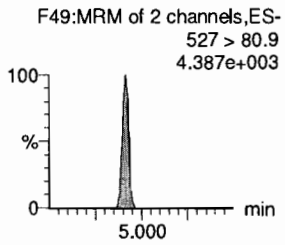


**13C5-PFNA**

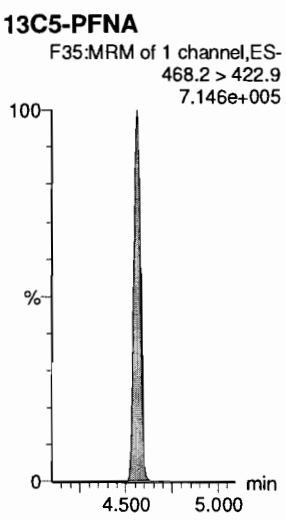


**13C8-PFOSA**

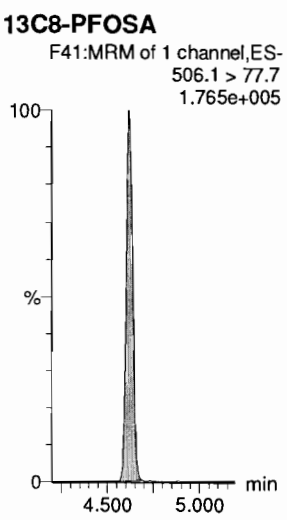


**13C8-PFOS**

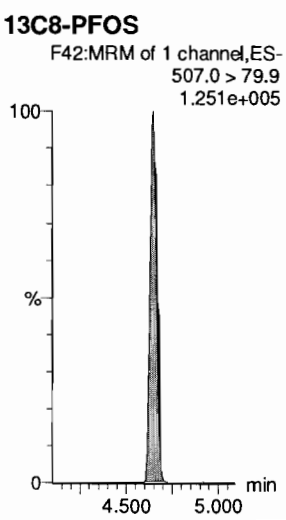


**13C8-PFOS**




**13C2-PFDA**

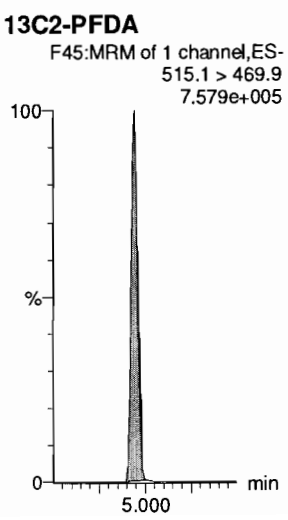


**13C2-8:2 FTS**

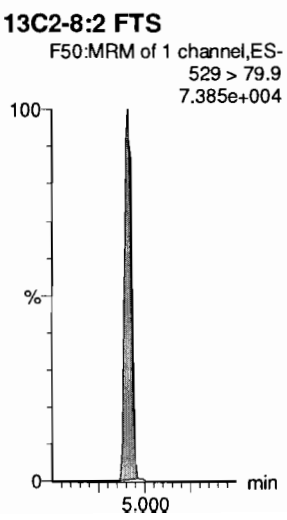

Dataset: F:\Projects\PFAS.PRO\Results\190722M1\190722M1-CRV.qld

Last Altered: Monday, July 22, 2019 13:13:35 Pacific Daylight Time
Printed: Monday, July 22, 2019 13:14:27 Pacific Daylight Time

**Name: 190722M1_5, Date: 22-Jul-2019, Time: 10:37:15, ID: ST190722M1-2 PFC CS-1 19G1102, Description: PFC CS-1 19G1102**

**PFNS**

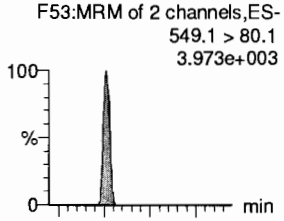


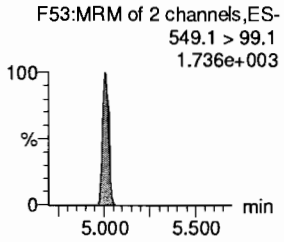


**L-MeFOSAA**

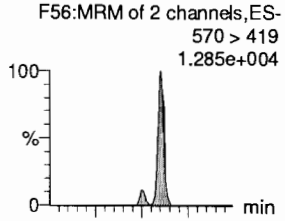


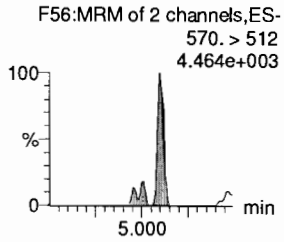


**L-EtFOSAA**

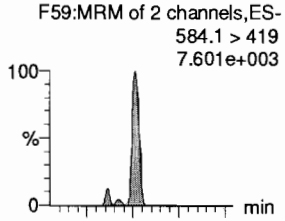


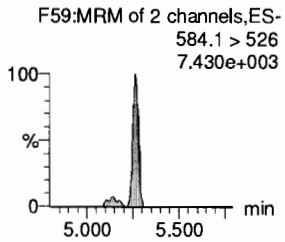


**PFUdA**

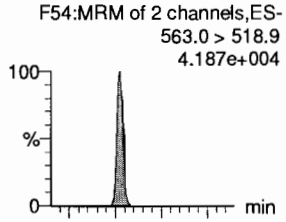


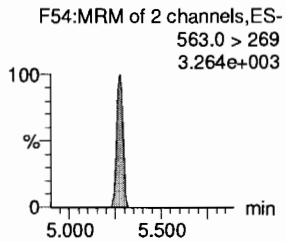


**PFDS**

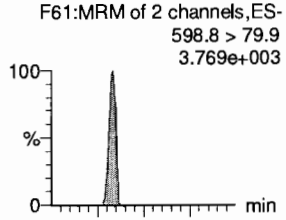


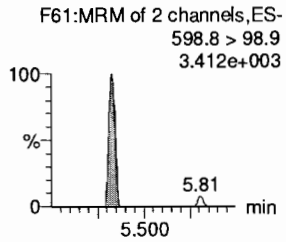


**11Cl-PF30UdS**

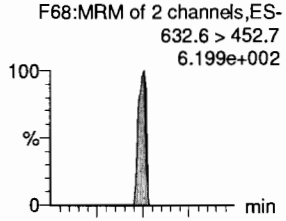


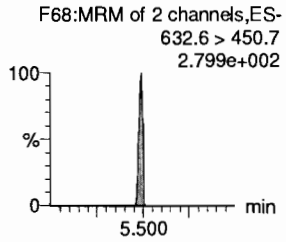


**13C8-PFOS**




**d3-N-MeFOSAA**

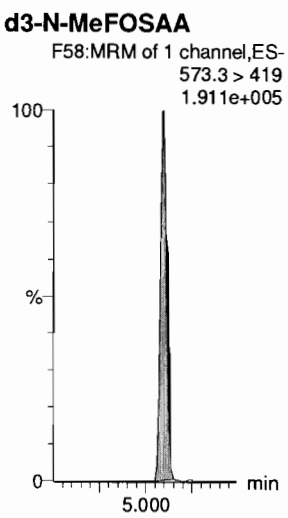


**d5-N-EtFOSAA**

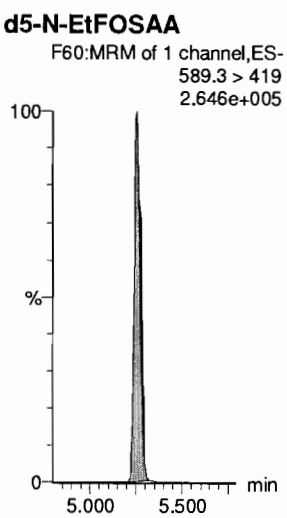


**13C2-PFUdA**

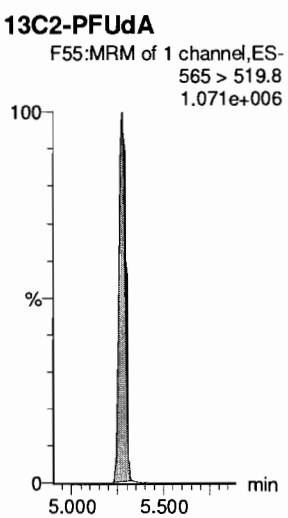


**13C2-8:2 FTS**

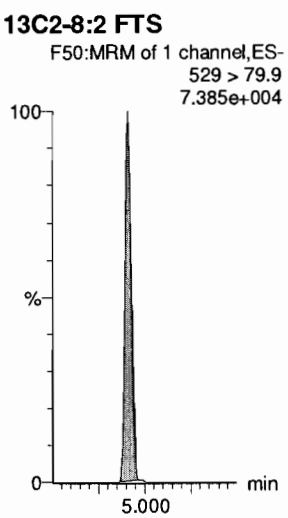


**13C2-PFDoA**

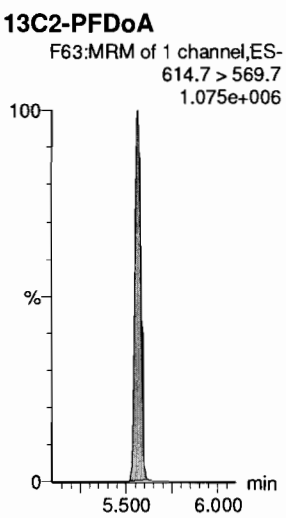

Dataset: F:\Projects\PFAS.PRO\Results\190722M1\190722M1-CRV.qld

Last Altered: Monday, July 22, 2019 13:13:35 Pacific Daylight Time
Printed: Monday, July 22, 2019 13:14:27 Pacific Daylight Time

**Name: 190722M1_5, Date: 22-Jul-2019, Time: 10:37:15, ID: ST190722M1-2 PFC CS-1 19G1102, Description: PFC CS-1 19G1102**

**10:2 FTS**
F66:MRM of 2 channels,ES-
627.0 > 606.9
6.724e+003

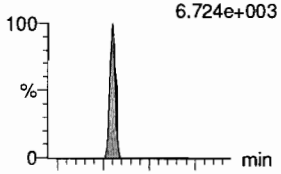

F66:MRM of 2 channels,ES-
627.0 > 80.9
6.065e+003

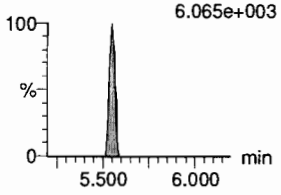

**PFDoA**
F62:MRM of 4 channels,ES-
612.9 > 569.0
4.602e+004

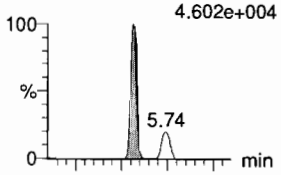


F62:MRM of 4 channels,ES-
612.9 > 318.8
6.255e+003

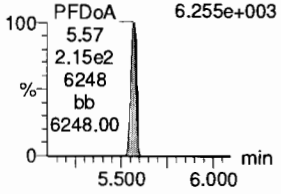


**N-MeFOSA**
F43:MRM of 2 channels,ES-
512.1 > 168.9
6.919e+003

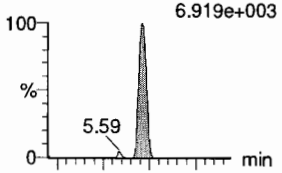


F43:MRM of 2 channels,ES-
512.1 > 219
6.066e+003

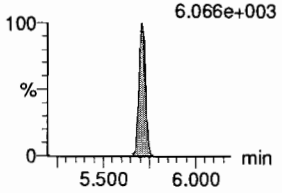

**PFTrDA**
F70:MRM of 2 channels,ES-
662.9 > 618.9
5.158e+004

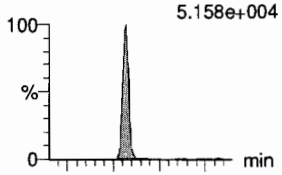

F70:MRM of 2 channels,ES-
662.9 > 319
2.288e+003

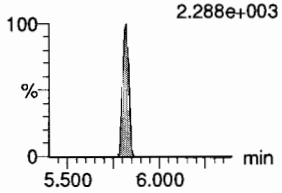

**PFDoS**
F71:MRM of 2 channels,ES-
698.8 > 79.9
4.378e+003

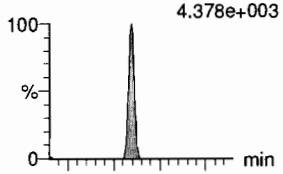

F71:MRM of 2 channels,ES-
698.8 > 98.9
2.620e+003

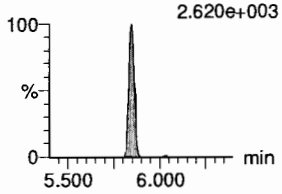

**PFTeDA**
F72:MRM of 2 channels,ES-
713.0 > 669.0
4.573e+004

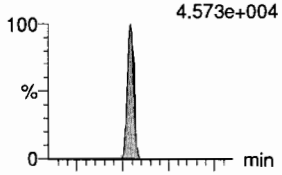

F72:MRM of 2 channels,ES-
713. > 369.0
2.383e+003

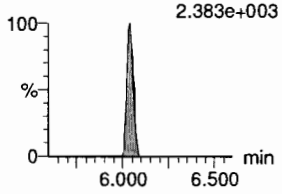

**13C2-8:2 FTS**
F50:MRM of 1 channel,ES-
529 > 79.9
7.385e+004

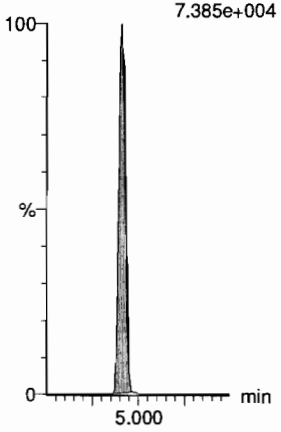

**13C2-PFDoA**
F63:MRM of 1 channel,ES-
614.7 > 569.7
1.075e+006

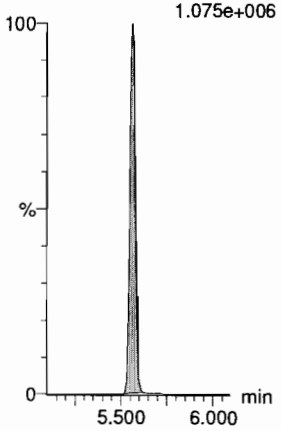

**d3-N-MeFOSA**
F46:MRM of 1 channel,ES-
515.2 > 168.9
4.452e+005

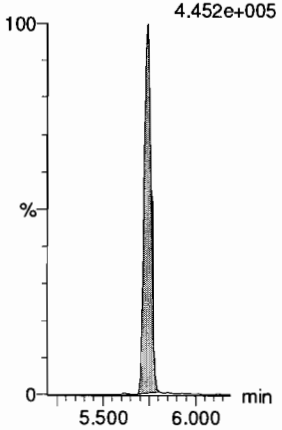

**13C2-PFDoA**
F63:MRM of 1 channel,ES-
614.7 > 569.7
1.075e+006

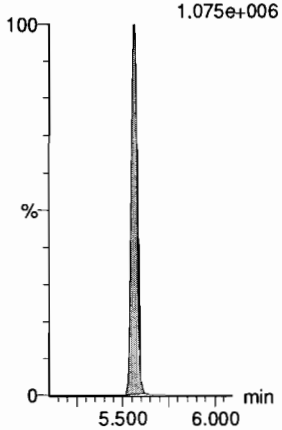

**13C2-PFTeDA**
F73:MRM of 2 channels,ES-
715.1 > 669.7
6.601e+005

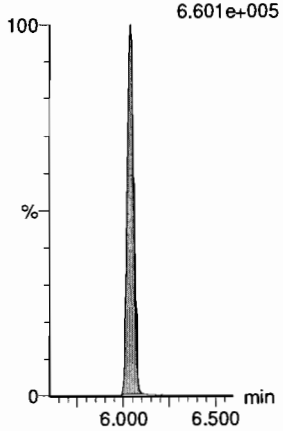

**13C2-PFTeDA**
F73:MRM of 2 channels,ES-
715.1 > 669.7
6.601e+005

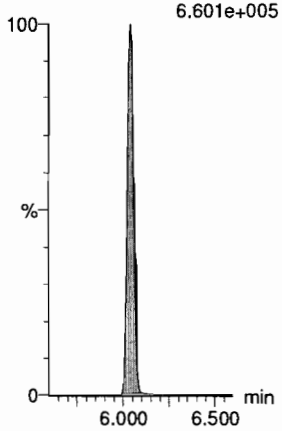

Dataset: F:\Projects\PFAS.PRO\Results\190722M1\190722M1-CRV.qld

Last Altered: Monday, July 22, 2019 13:13:35 Pacific Daylight Time
Printed: Monday, July 22, 2019 13:14:27 Pacific Daylight Time

**Name: 190722M1_5, Date: 22-Jul-2019, Time: 10:37:15, ID: ST190722M1-2 PFC CS-1 19G1102, Description: PFC CS-1 19G1102**

**N-EtFOSA**

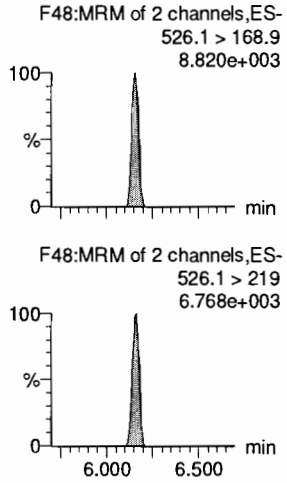


**PFHxDA**

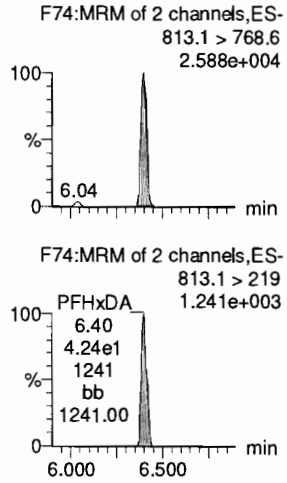


**PFODA**

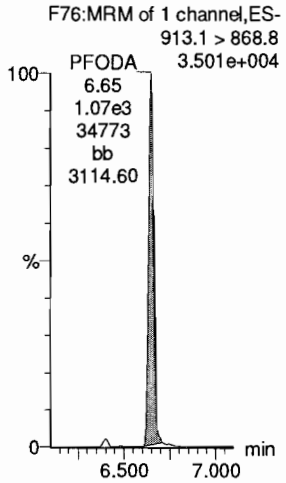


**N-MeFOSE**

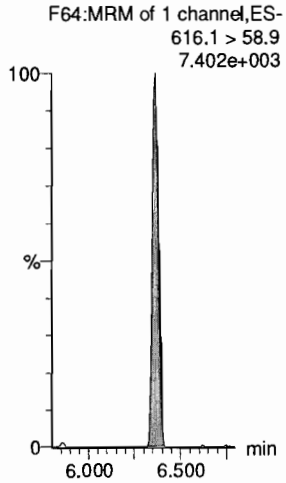


**N-EtFOSE**

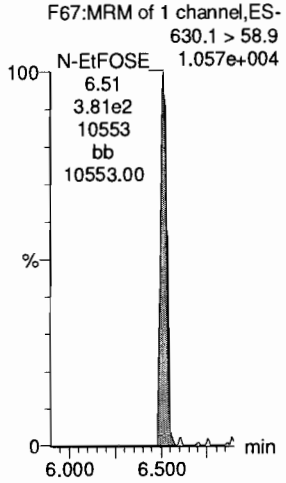


**13C4-PFBA**

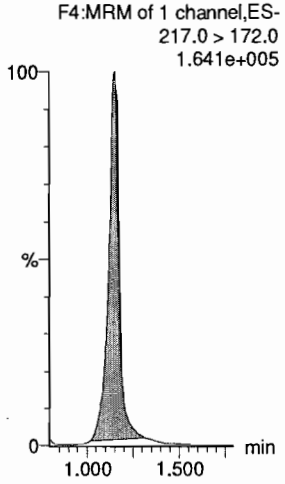


**d5-N-ETFOSA**

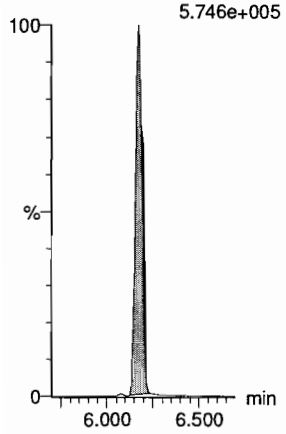


**13C2-PFHxDA**

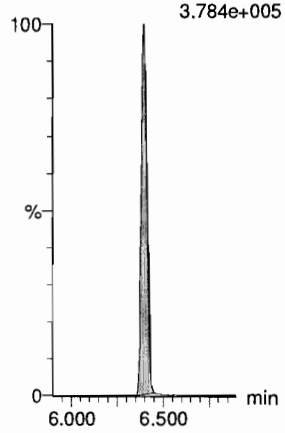


**13C2-PFHxDA**

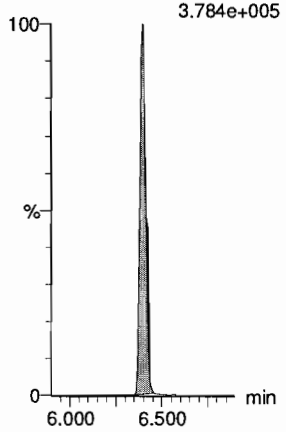


**d7-N-MeFOSE**

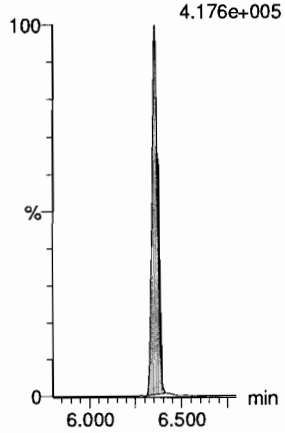


**d9-N-EtFOSE**

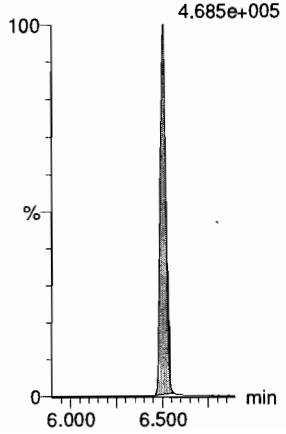


**13C5-PFHxA**

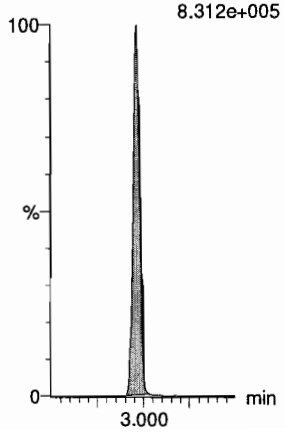

Dataset: F:\Projects\PFAS.PRO\Results\190722M1\190722M1-CRV.qld

Last Altered: Monday, July 22, 2019 13:13:35 Pacific Daylight Time
Printed: Monday, July 22, 2019 13:14:27 Pacific Daylight Time

**Name: 190722M1_5, Date: 22-Jul-2019, Time: 10:37:15, ID: ST190722M1-2 PFC CS-1 19G1102, Description: PFC CS-1 19G1102**

**13C8-PFOA**

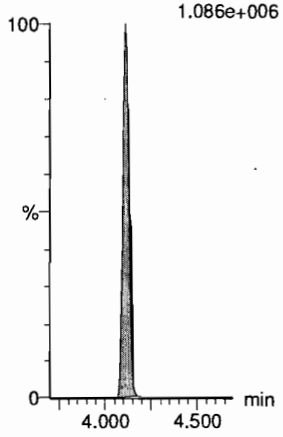


**18O2-PFHxS**

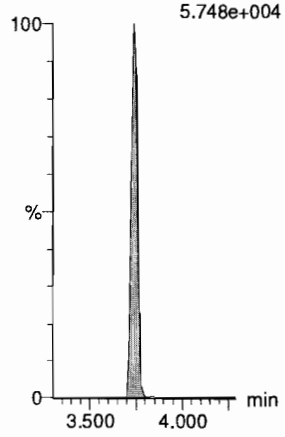


**13C9-PFNA**

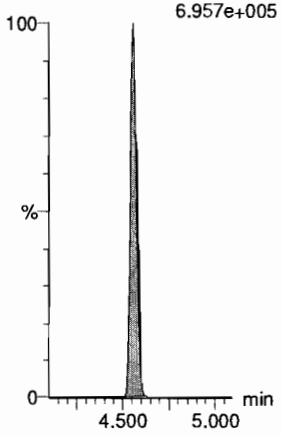


**13C4-PFOS**




**13C6-PFDA**

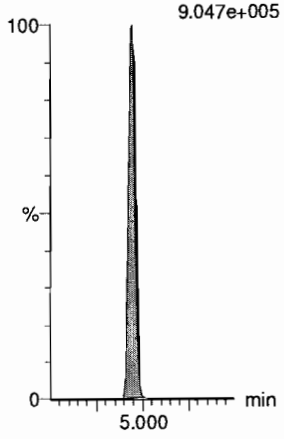


**13C7-PFUdA**

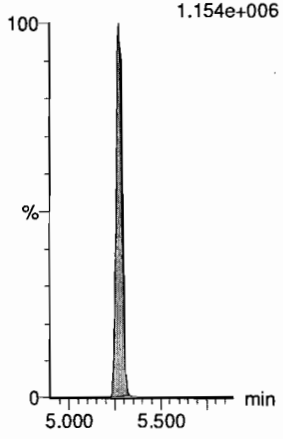

Dataset: F:\Projects\PFAS.PRO\Results\190722M1\190722M1-CRV.qld

Last Altered: Monday, July 22, 2019 13:13:35 Pacific Daylight Time
Printed: Monday, July 22, 2019 13:14:27 Pacific Daylight Time

**Name: 190722M1_6, Date: 22-Jul-2019, Time: 10:47:48, ID: ST190722M1-3 PFC CS0 19G1103, Description: PFC CS0 19G1103**

**PFBA**

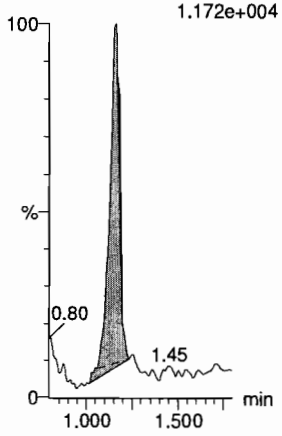


**PFPrS**

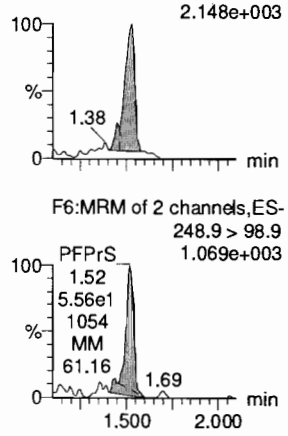


**3:3 FTCA**

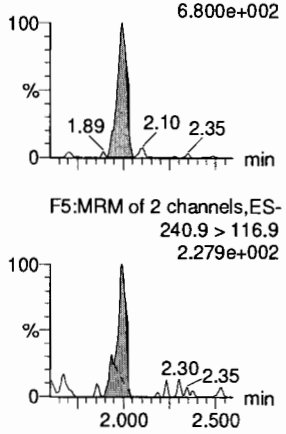


**PFPeA**

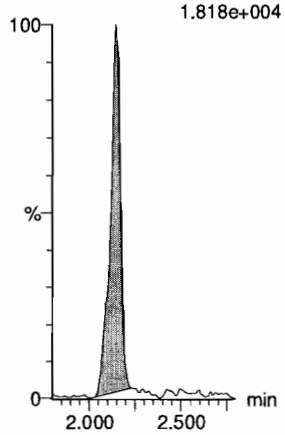


**PFBS**

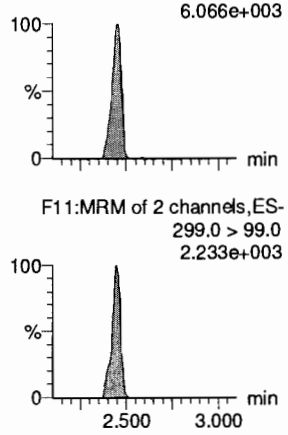


**4:2 FTS**

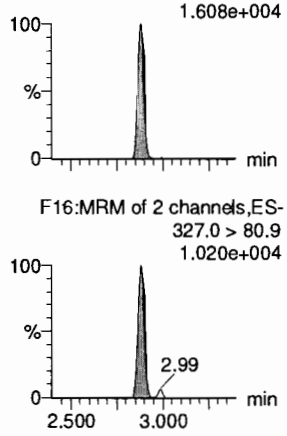


**13C3-PFBA**

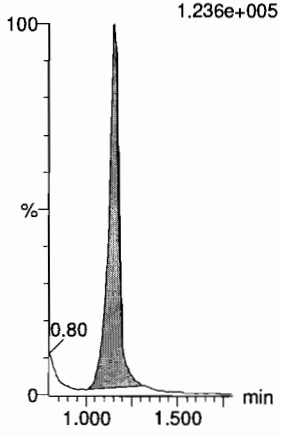


**13C3-PFBS**

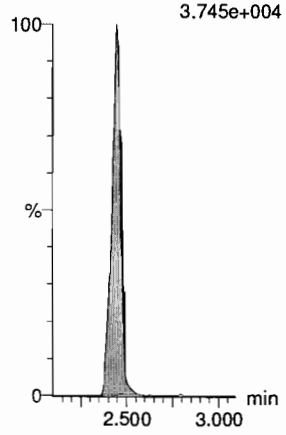


**13C3-PFPeA**

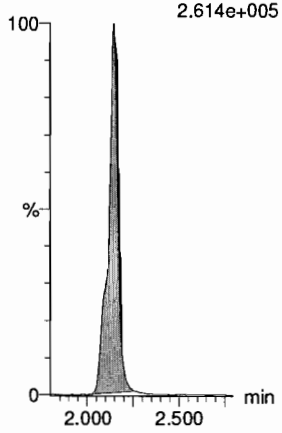


**13C3-PFPeA**

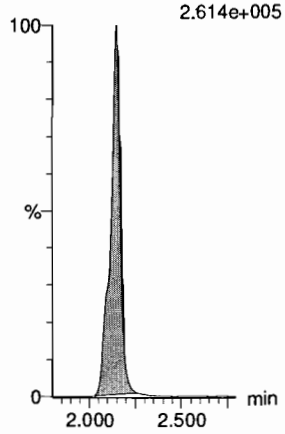


**13C3-PFBS**

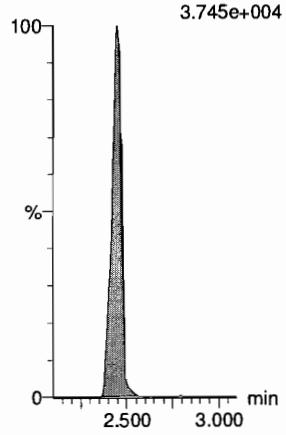


**13C2-4:2 FTS**

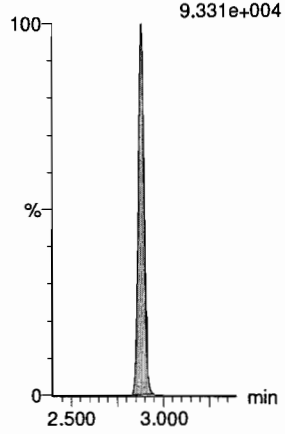

Dataset: F:\Projects\PFAS.PRO\Results\190722M1\190722M1-CRV.qld

Last Altered: Monday, July 22, 2019 13:13:35 Pacific Daylight Time
Printed: Monday, July 22, 2019 13:14:27 Pacific Daylight Time

**Name: 190722M1_6, Date: 22-Jul-2019, Time: 10:47:48, ID: ST190722M1-3 PFC CS0 19G1103, Description: PFC CS0 19G1103**

**PFHxA**
F13:MRM of 2 channels,ES-
313.0 > 269.0
6.026e+004
PFHxA
2.97
2.30e3
59973
bb
1329.97

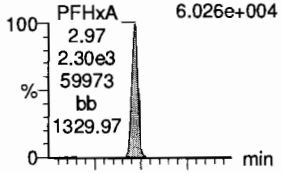

F13:MRM of 2 channels,ES-
313 > 118.9
3.124e+003
PFHxA
2.96
1.24e2
3124
bb
3124.00

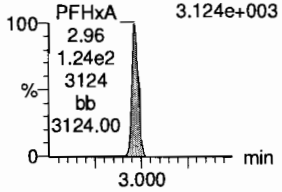


**PFPeS**
F19:MRM of 2 channels,ES-
349.1 > 80.1
6.366e+003

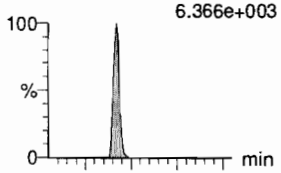

F19:MRM of 2 channels,ES-
349.1 > 99
5.017e+003

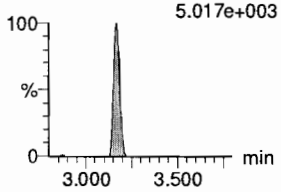


**HFPO-DA**
F9:MRM of 3 channels,ES-
285.1 > 168.9
2.967e+003

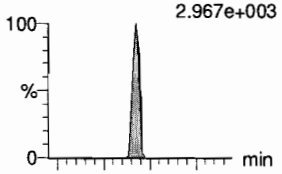

F9:MRM of 3 channels,ES-
285.1 > 184.9
1.366e+003

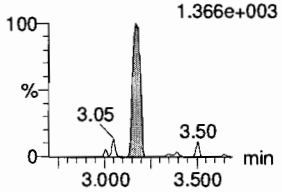


**5:3 FTCA**
F18:MRM of 2 channels,ES-
340.9 > 236.9
5.275e+003

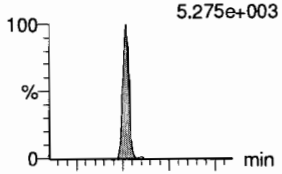

F18:MRM of 2 channels,ES-
340.9 > 216.9
3.541e+003

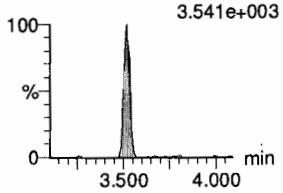


**PFHpA**
F20:MRM of 2 channels,ES-
363.0 > 318.9
4.344e+004

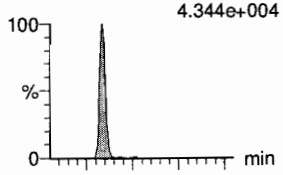

F20:MRM of 2 channels,ES-
363.0 > 169.0
4.890e+003

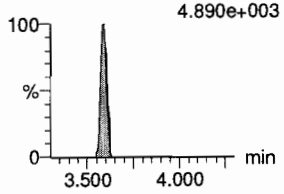


**ADONA**
F22:MRM of 2 channels,ES-
376.8 > 250.9
1.111e+005

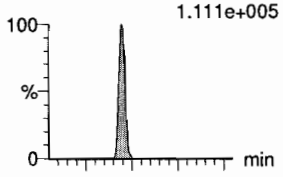

F22:MRM of 2 channels,ES-
376.8 > 85.0
2.912e+004

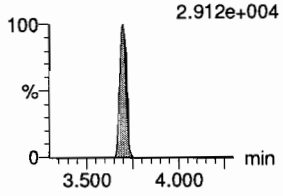


**13C2-PFHxA**
F14:MRM of 1 channel,ES-
315.0 > 270.0
2.988e+005




**13C3-PFBS**
F12:MRM of 1 channel,ES-
302.0 > 98.8
3.745e+004

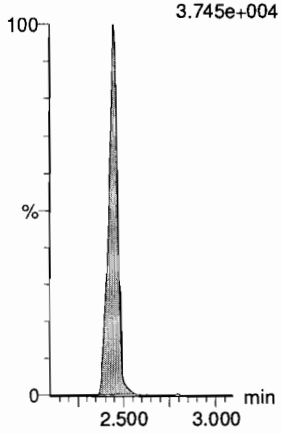


**13C3-HFPO-DA**
F10:MRM of 2 channels,ES-
287.0 > 168.9
4.308e+004

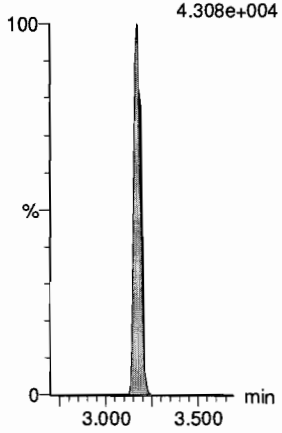


**13C4-PFHpA**
F21:MRM of 1 channel,ES-
367.2 > 321.8
4.210e+005

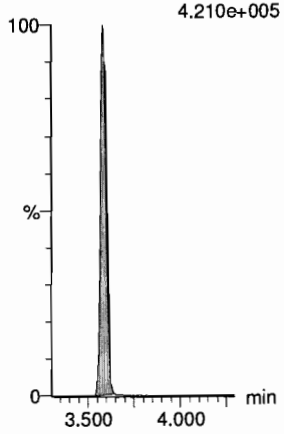


**13C4-PFHpA**
F21:MRM of 1 channel,ES-
367.2 > 321.8
4.210e+005

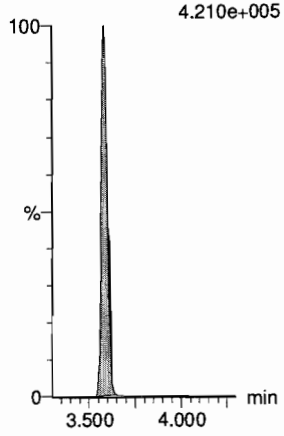


**13C4-PFHpA**
F21:MRM of 1 channel,ES-
367.2 > 321.8
4.210e+005

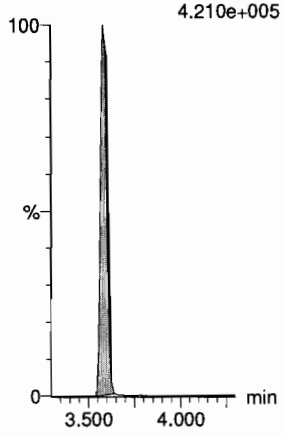

Dataset: F:\Projects\PFAS.PRO\Results\190722M1\190722M1-CRV.qld

Last Altered: Monday, July 22, 2019 13:13:35 Pacific Daylight Time
Printed: Monday, July 22, 2019 13:14:27 Pacific Daylight Time

**Name: 190722M1_6, Date: 22-Jul-2019, Time: 10:47:48, ID: ST190722M1-3 PFC CS0 19G1103, Description: PFC CS0 19G1103**

**L-PFHxS**

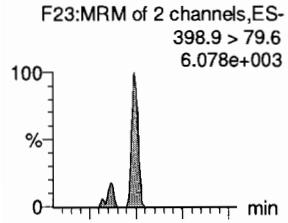


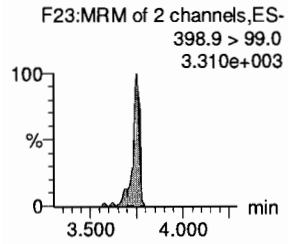


**6:2 FTS**

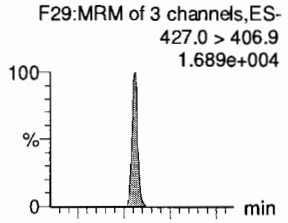


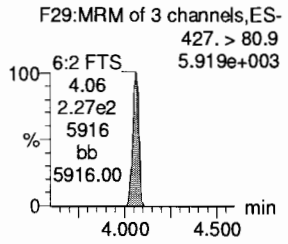


**L-PFOA**

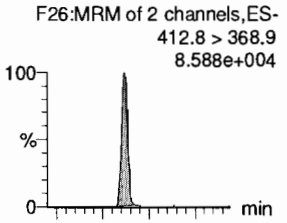


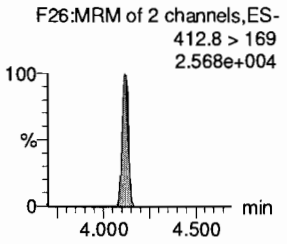


**PFEChS**

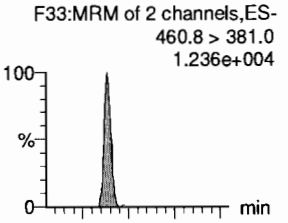


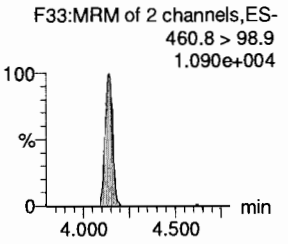


**PFHpS**

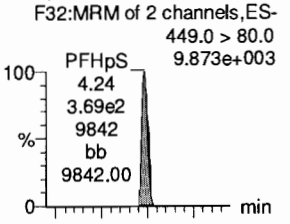


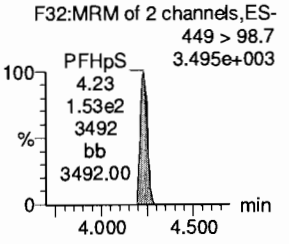


**7:3 FTCA**

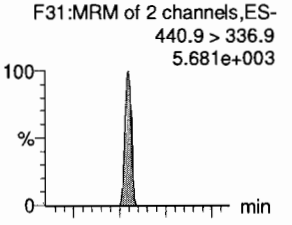


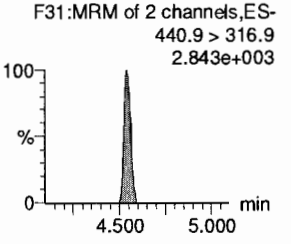


**13C3-PFHxS**

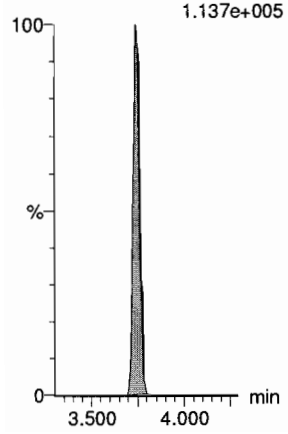


**13C2-6:2 FTS**

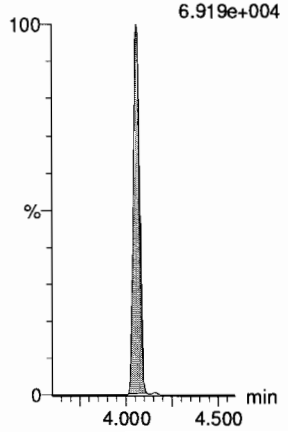


**13C2-PFOA**

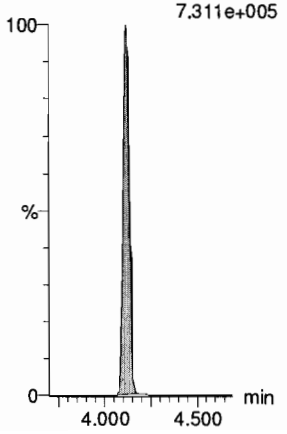


**13C2-PFOA**

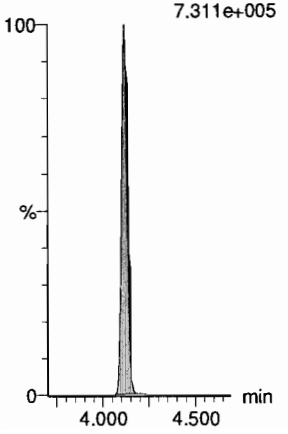


**13C8-PFOS**

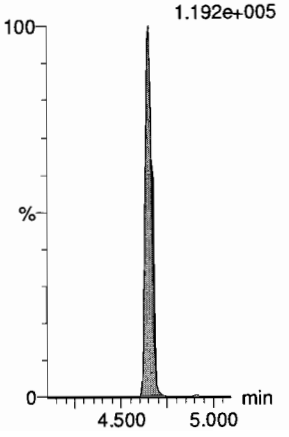


**13C5-PFNA**

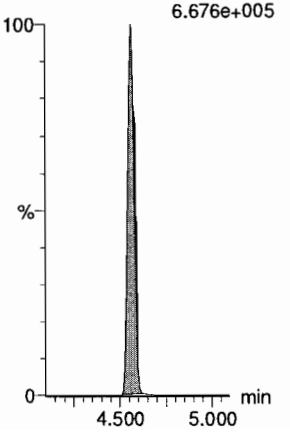

Dataset: F:\Projects\PFAS.PRO\Results\190722M1\190722M1-CRV.qld

Last Altered: Monday, July 22, 2019 13:13:35 Pacific Daylight Time
Printed: Monday, July 22, 2019 13:14:27 Pacific Daylight Time

**Name: 190722M1_6, Date: 22-Jul-2019, Time: 10:47:48, ID: ST190722M1-3 PFC CS0 19G1103, Description: PFC CS0 19G1103**

**PFNA**

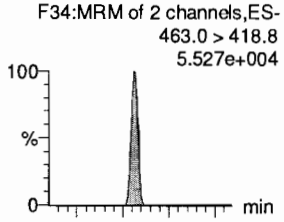


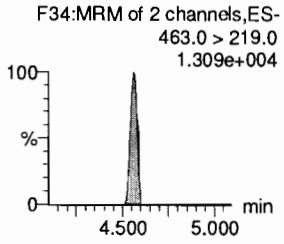


**PFOSA**

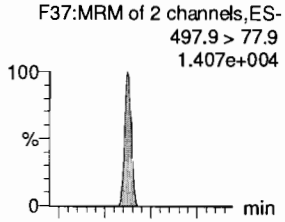


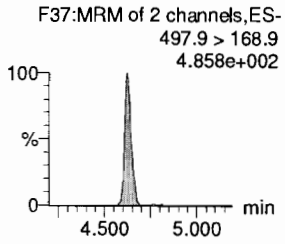


**L-PFOS**

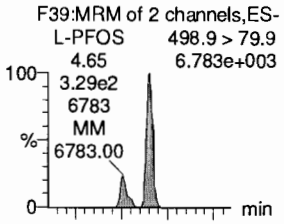


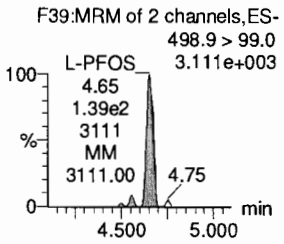


**9Cl-PF30NS**

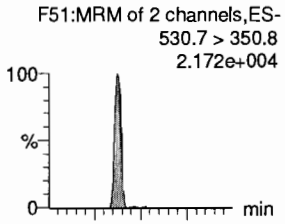


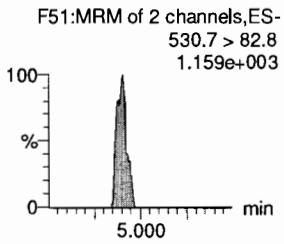


**PFDA**

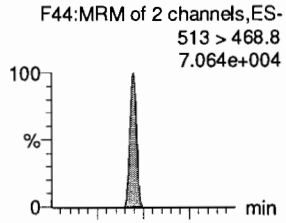


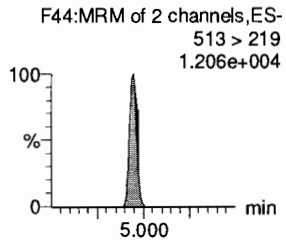


**8:2 FTS**

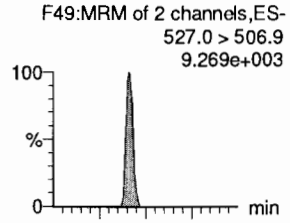


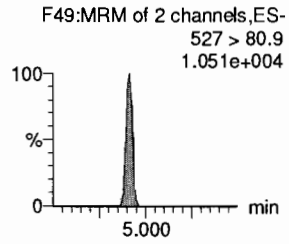


**13C5-PFNA**

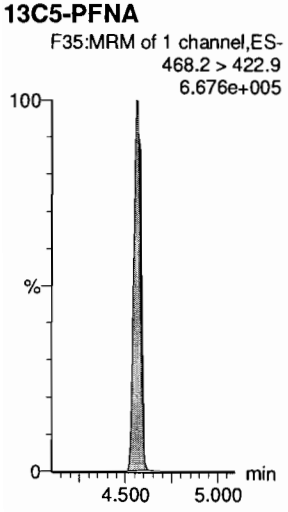


**13C8-PFOSA**

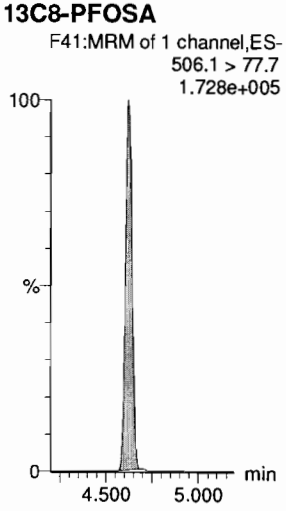


**13C8-PFOS**

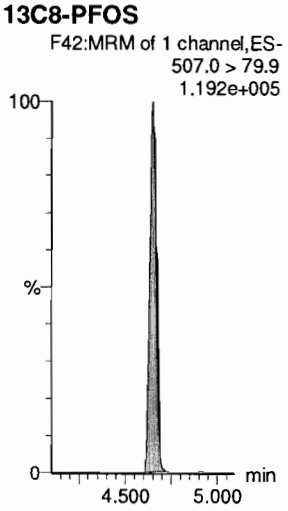


**13C8-PFOS**

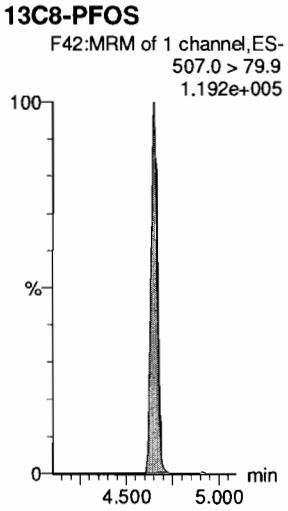


**13C2-PFDA**

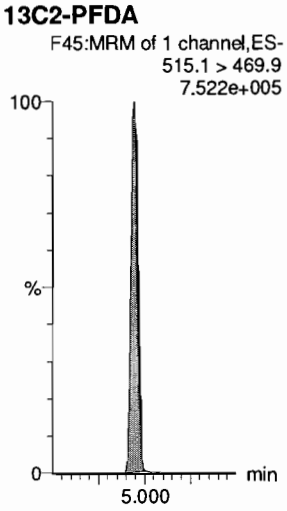


**13C2-8:2 FTS**

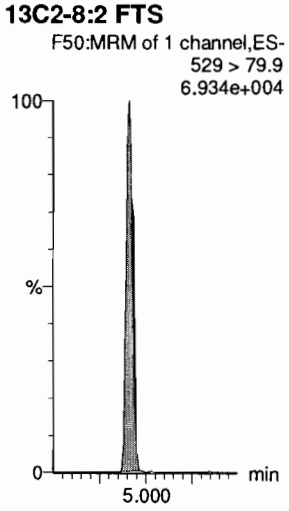

Dataset: F:\Projects\PFAS.PRO\Results\190722M1\190722M1-CRV.qld

Last Altered: Monday, July 22, 2019 13:13:35 Pacific Daylight Time
Printed: Monday, July 22, 2019 13:14:27 Pacific Daylight Time

**Name: 190722M1_6, Date: 22-Jul-2019, Time: 10:47:48, ID: ST190722M1-3 PFC CS0 19G1103, Description: PFC CS0 19G1103**

**PFNS**
F53:MRM of 2 channels,ES-
549.1 > 80.1
7.458e+003

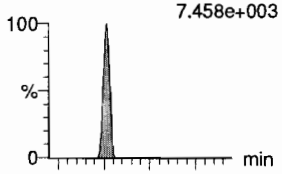

F53:MRM of 2 channels,ES-
549.1 > 99.1
6.097e+003

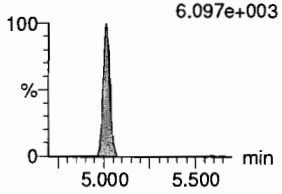

**L-MeFOSAA**
F56:MRM of 2 channels,ES-
570 > 419
2.604e+004

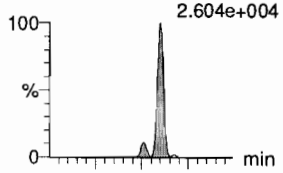

F56:MRM of 2 channels,ES-
570. > 512
1.231e+004

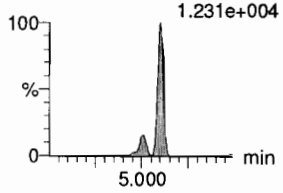

**L-EtFOSAA**
F59:MRM of 2 channels,ES-
584.1 > 419
2.150e+004

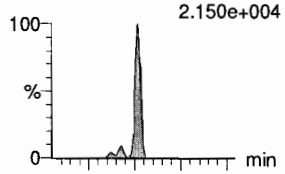

F59:MRM of 2 channels,ES-
584.1 > 526
1.424e+004

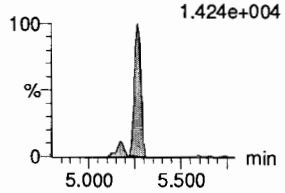

**PFUdA**
F54:MRM of 2 channels,ES-
563.0 > 518.9
7.864e+004

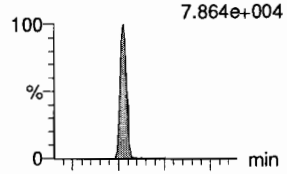

F54:MRM of 2 channels,ES-
563.0 > 269
7.843e+003

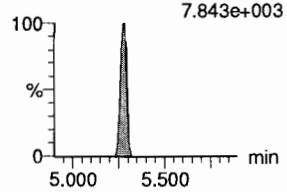

**PFDS**
F61:MRM of 2 channels,ES-
598.8 > 79.9
9.759e+003

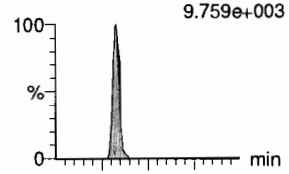

F61:MRM of 2 channels,ES-
598.8 > 98.9
5.807e+003

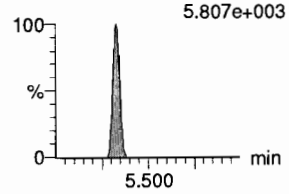

**11Cl-PF30UdS**
F68:MRM of 2 channels,ES-
632.6 > 452.7
5.196e+003

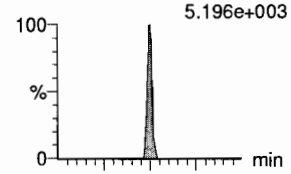

F68:MRM of 2 channels,ES-
632.6 > 450.7
9.033e+002

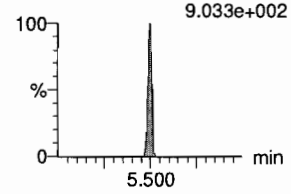

**13C8-PFOS**
F42:MRM of 1 channel,ES-
507.0 > 79.9
1.192e+005

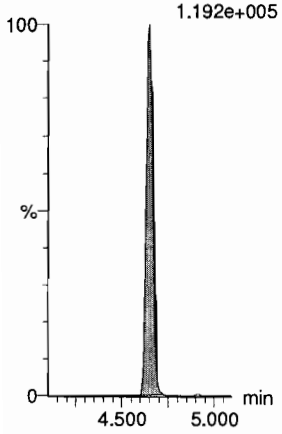

**d3-N-MeFOSAA**
F58:MRM of 1 channel,ES-
573.3 > 419
1.841e+005

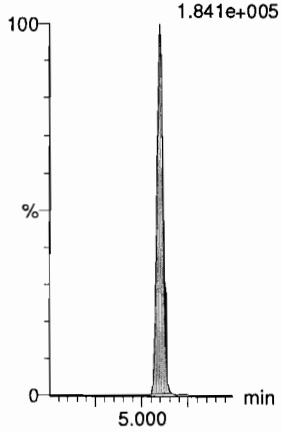

**d5-N-EtFOSAA**
F60:MRM of 1 channel,ES-
589.3 > 419
2.530e+005

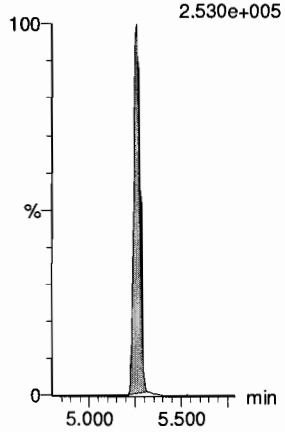

**13C2-PFUdA**
F55:MRM of 1 channel,ES-
565 > 519.8
9.805e+005

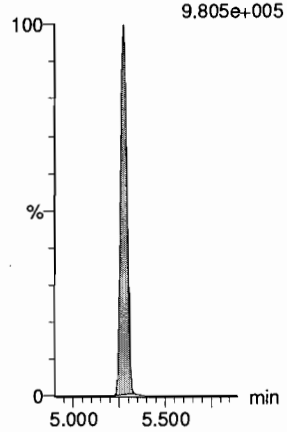

**13C2-8:2 FTS**
F50:MRM of 1 channel,ES-
529 > 79.9
6.934e+004

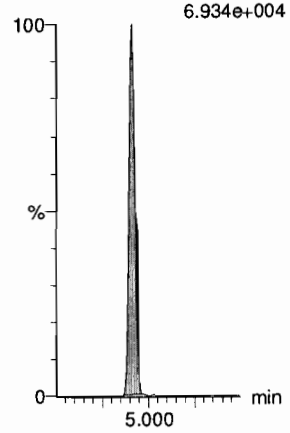

**13C2-PFDoA**
F63:MRM of 1 channel,ES-
614.7 > 569.7
9.924e+005

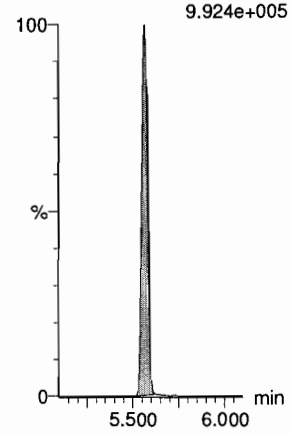

Dataset: F:\Projects\PFAS.PRO\Results\190722M1\190722M1-CRV.qld

Last Altered: Monday, July 22, 2019 13:13:35 Pacific Daylight Time
Printed: Monday, July 22, 2019 13:14:27 Pacific Daylight Time

**Name: 190722M1_6, Date: 22-Jul-2019, Time: 10:47:48, ID: ST190722M1-3 PFC CS0 19G1103, Description: PFC CS0 19G1103**

**10:2 FTS**
F66:MRM of 2 channels,ES-
627.0 > 606.9
1.716e+004

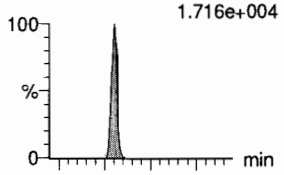


F66:MRM of 2 channels,ES-
627.0 > 80.9
9.659e+003

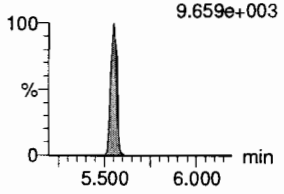


**PFDoA**
F62:MRM of 4 channels,ES-
612.9 > 569.0
9.214e+004

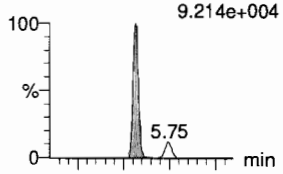


F62:MRM of 4 channels,ES-
612.9 > 318.8
8.596e+003

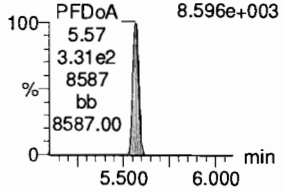


**N-MeFOSA**
F43:MRM of 2 channels,ES-
512.1 > 168.9
1.713e+004

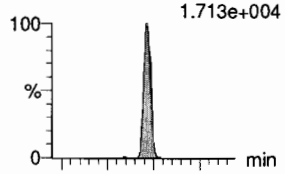


F43:MRM of 2 channels,ES-
512.1 > 219
1.207e+004

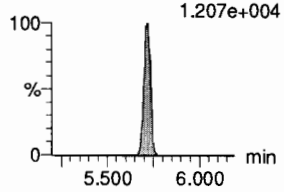


**PFTrDA**
F70:MRM of 2 channels,ES-
662.9 > 618.9
8.980e+004

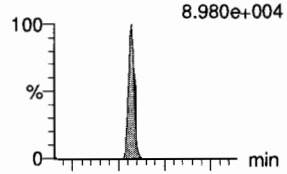


F70:MRM of 2 channels,ES-
662.9 > 319
4.333e+003

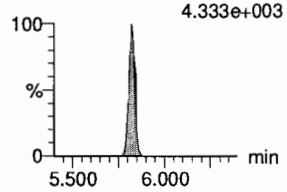


**PFDoS**
F71:MRM of 2 channels,ES-
698.8 > 79.9
8.199e+003

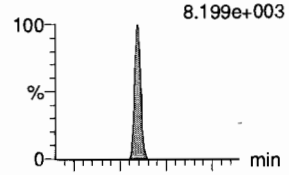


F71:MRM of 2 channels,ES-
698.8 > 98.9
5.150e+003

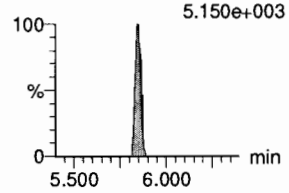


**PFTeDA**
F72:MRM of 2 channels,ES-
713.0 > 669.0
8.432e+004

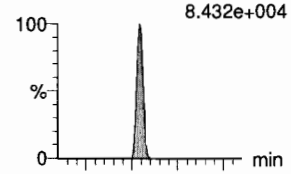


F72:MRM of 2 channels,ES-
713. > 369.0
4.492e+003

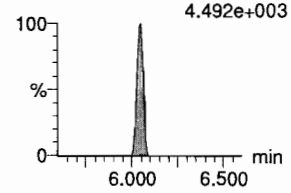


**13C2-8:2 FTS**
F50:MRM of 1 channel,ES-
529 > 79.9
6.934e+004

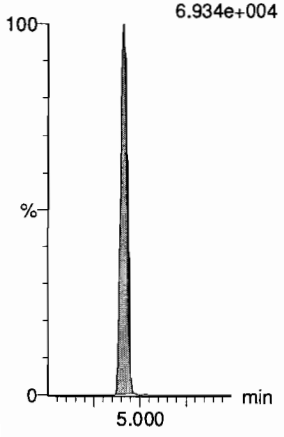


**13C2-PFDoA**
F63:MRM of 1 channel,ES-
614.7 > 569.7
9.924e+005

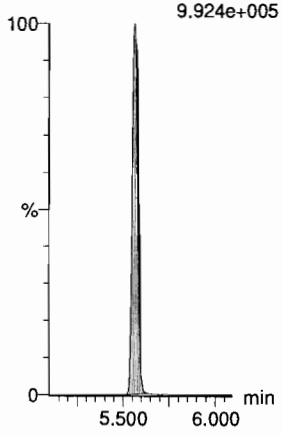


**d3-N-MeFOSA**
F46:MRM of 1 channel,ES-
515.2 > 168.9
4.213e+005

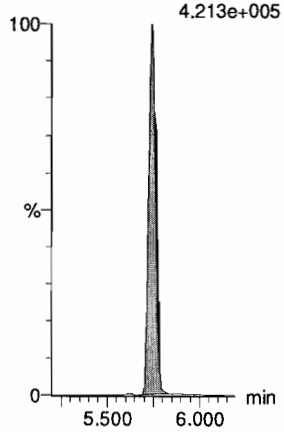


**13C2-PFDoA**
F63:MRM of 1 channel,ES-
614.7 > 569.7
9.924e+005




**13C2-PFTeDA**
F73:MRM of 2 channels,ES-
715.1 > 669.7
6.526e+005

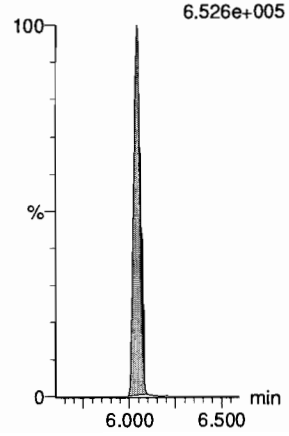


**13C2-PFTeDA**
F73:MRM of 2 channels,ES-
715.1 > 669.7
6.526e+005

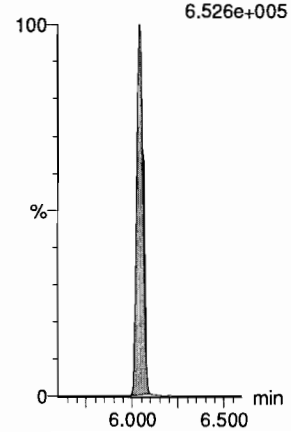

Dataset: F:\Projects\PFAS.PRO\Results\190722M1\190722M1-CRV.qld

Last Altered: Monday, July 22, 2019 13:13:35 Pacific Daylight Time
Printed: Monday, July 22, 2019 13:14:27 Pacific Daylight Time

**Name: 190722M1_6, Date: 22-Jul-2019, Time: 10:47:48, ID: ST190722M1-3 PFC CS0 19G1103, Description: PFC CS0 19G1103**

**N-EtFOSA**

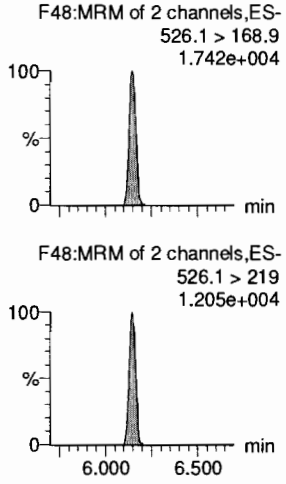


**PFHxDA**

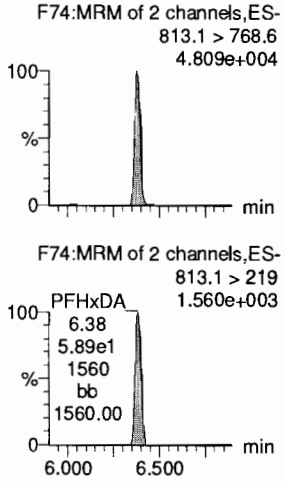


**PFODA**

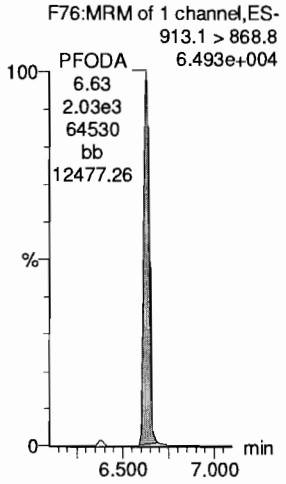


**N-MeFOSE**

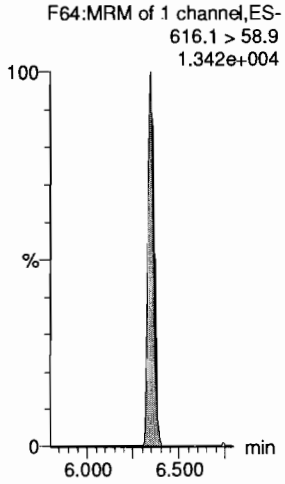


**N-EtFOSE**

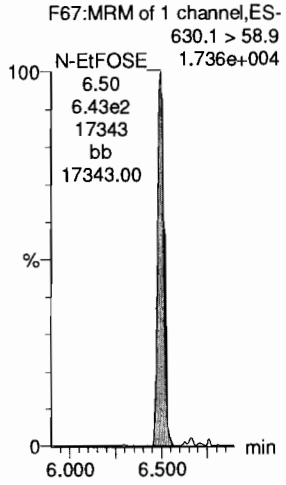


**13C4-PFBA**

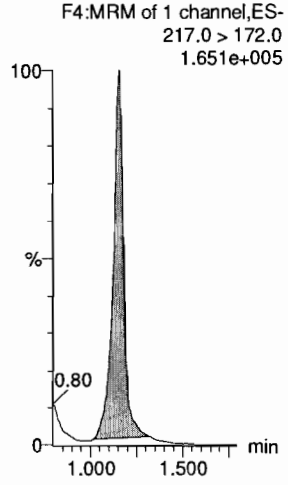


**d5-N-ETFOSA**

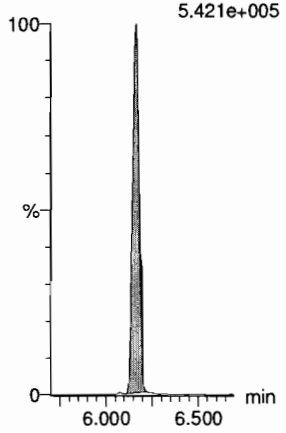


**13C2-PFHxDA**

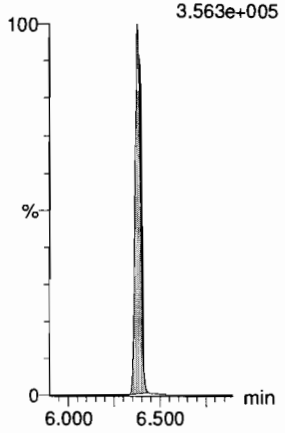


**13C2-PFHxDA**

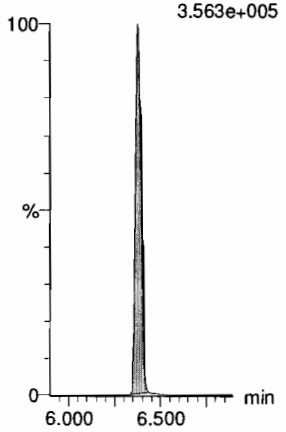


**d7-N-MeFOSE**

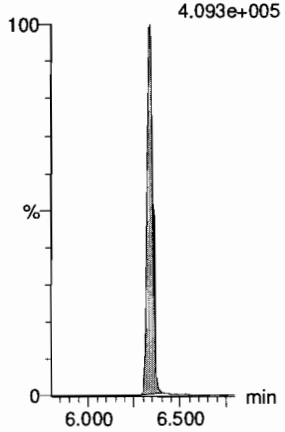


**d9-N-EtFOSE**

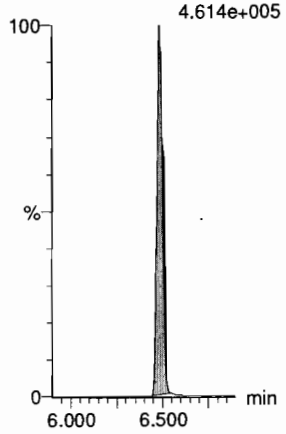


**13C5-PFHxA**

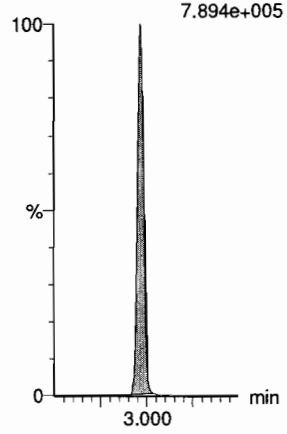

Dataset: F:\Projects\PFAS.PRO\Results\190722M1\190722M1-CRV.qld

Last Altered: Monday, July 22, 2019 13:13:35 Pacific Daylight Time
Printed: Monday, July 22, 2019 13:14:27 Pacific Daylight Time

**Name: 190722M1_6, Date: 22-Jul-2019, Time: 10:47:48, ID: ST190722M1-3 PFC CS0 19G1103, Description: PFC CS0 19G1103**

**13C8-PFOA**

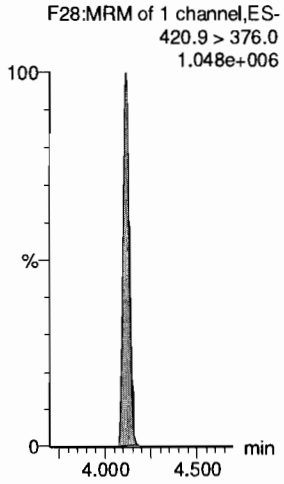


**18O2-PFHxS**

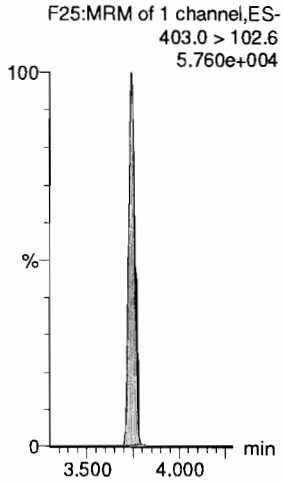


**13C9-PFNA**

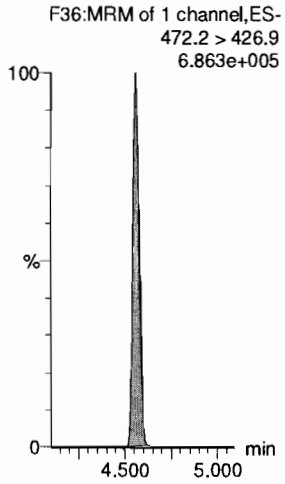


**13C4-PFOS**

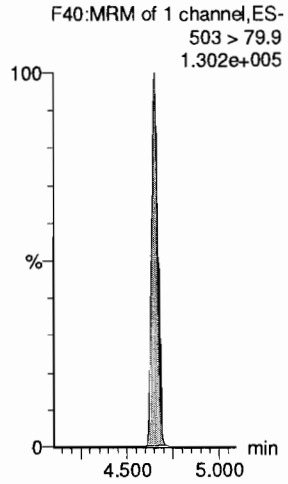


**13C6-PFDA**

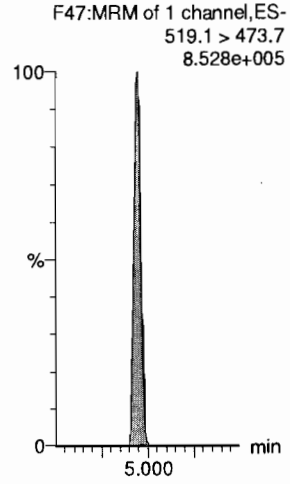


**13C7-PFUdA**

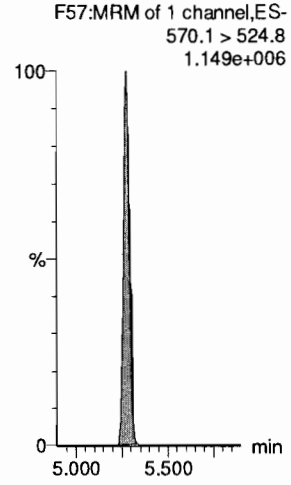

Dataset: F:\Projects\PFAS.PRO\Results\190722M1\190722M1-CRV.qld

Last Altered: Monday, July 22, 2019 13:13:35 Pacific Daylight Time
Printed: Monday, July 22, 2019 13:14:27 Pacific Daylight Time

**Name: 190722M1_7, Date: 22-Jul-2019, Time: 10:58:26, ID: ST190722M1-4 PFC CS1 19G1104, Description: PFC CS1 19G1104**

**PFBA**

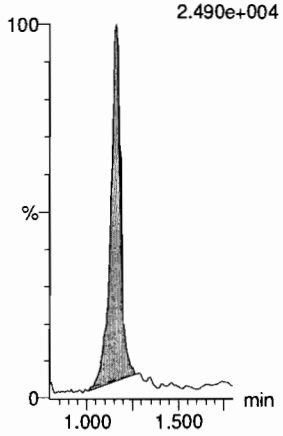


**PFPrS**

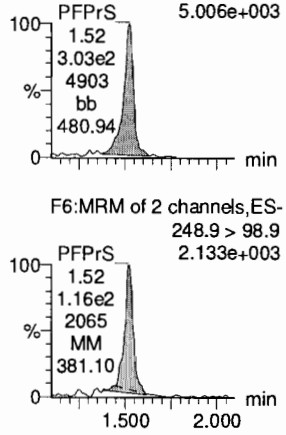


**3:3 FTCA**

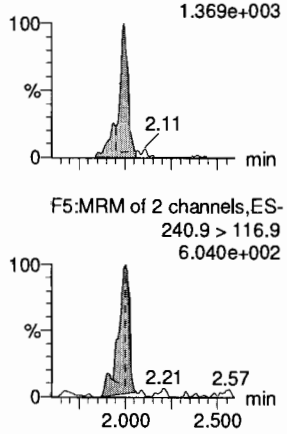


**PFPeA**

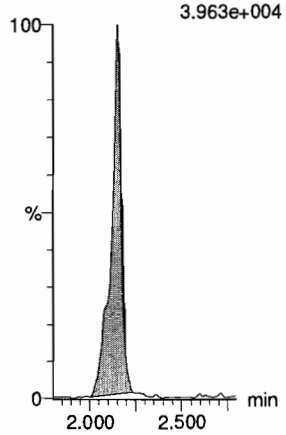


**PFBS**

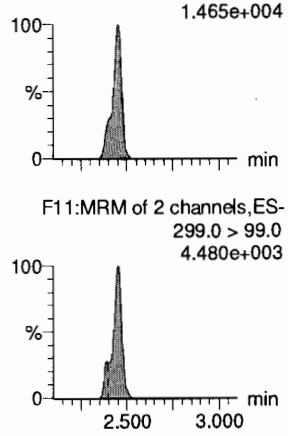


**4:2 FTS**

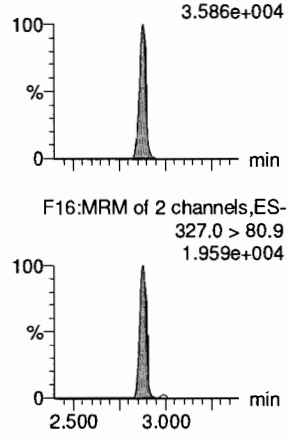


**13C3-PFBA**

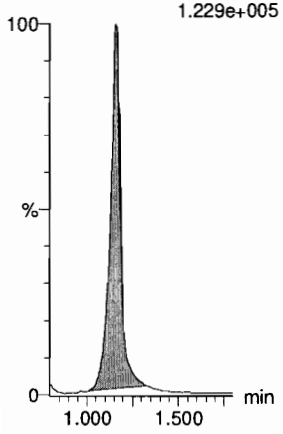


**13C3-PFBS**

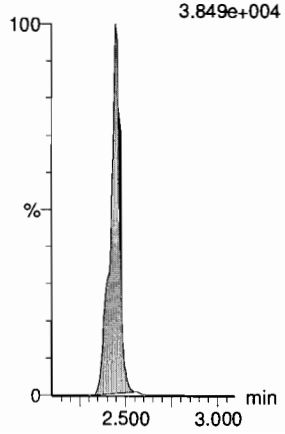


**13C3-PFPeA**

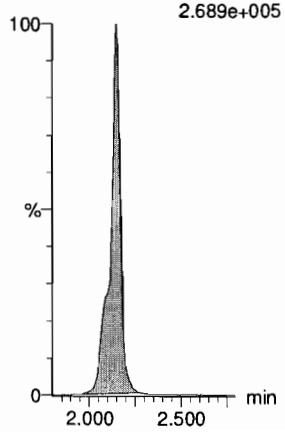


**13C3-PFPeA**

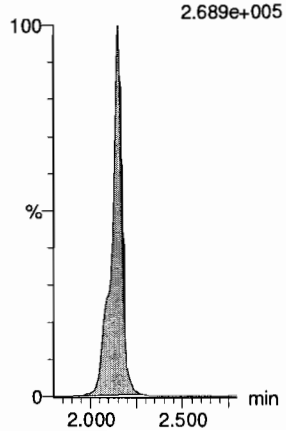


**13C3-PFBS**

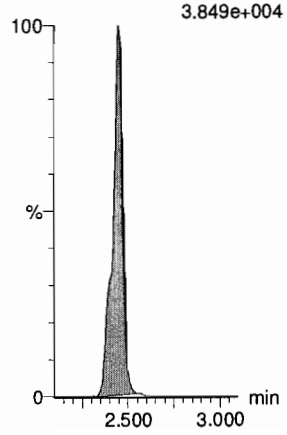


**13C2-4:2 FTS**

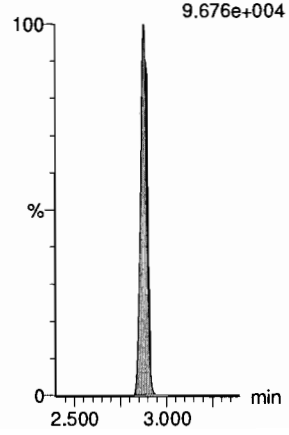

Dataset: F:\Projects\PFAS.PRO\Results\190722M1\190722M1-CRV.qld

Last Altered: Monday, July 22, 2019 13:13:35 Pacific Daylight Time
Printed: Monday, July 22, 2019 13:14:27 Pacific Daylight Time

**Name: 190722M1_7, Date: 22-Jul-2019, Time: 10:58:26, ID: ST190722M1-4 PFC CS1 19G1104, Description: PFC CS1 19G1104**

**PFHxA**

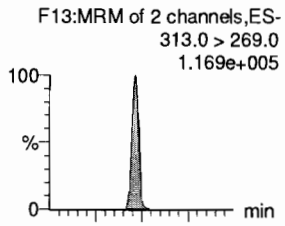


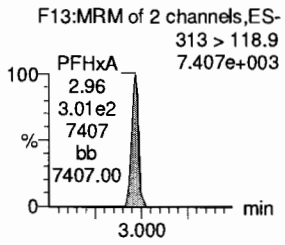


**PFPeS**

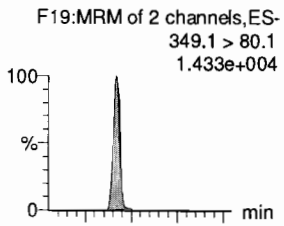


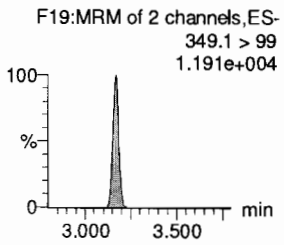


**HFPO-DA**

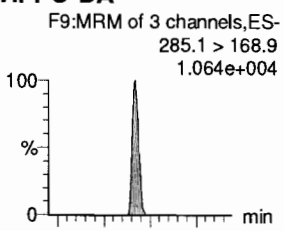


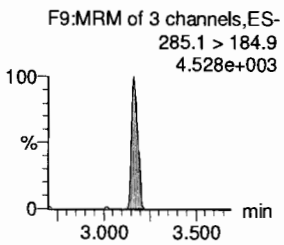


**5:3 FTCA**

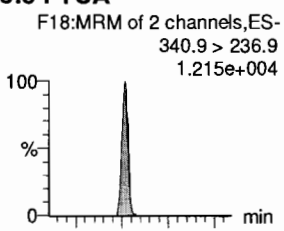


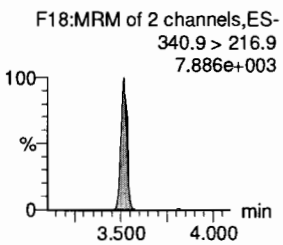


**PFHpA**

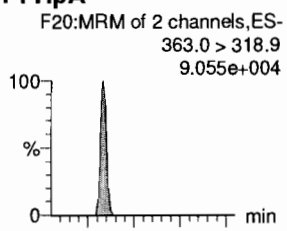


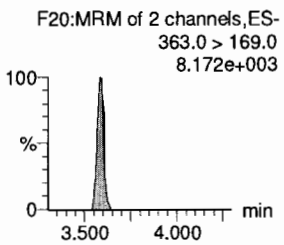


**ADONA**

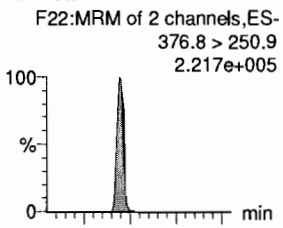


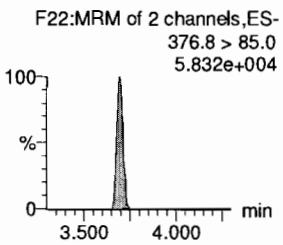


**13C2-PFHxA**

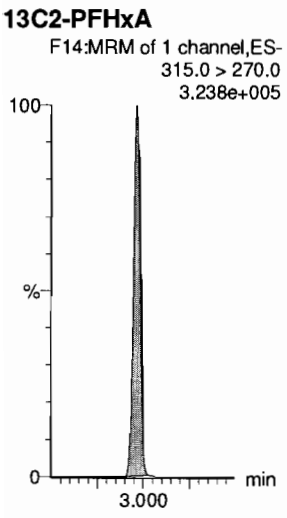


**13C3-PFBS**

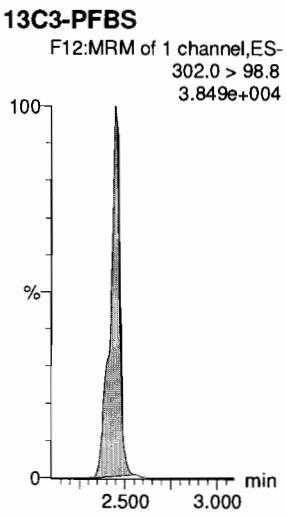


**13C3-HFPO-DA**

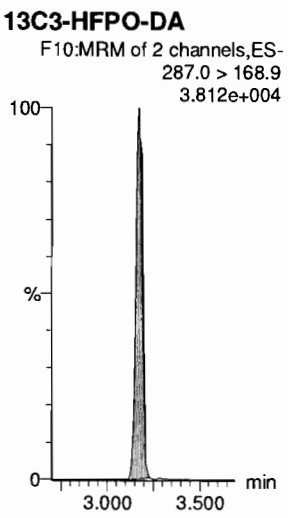


**13C4-PFHpA**

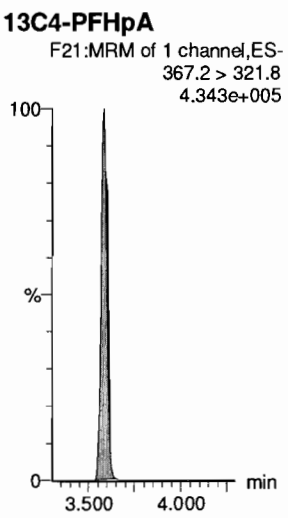


**13C4-PFHpA**

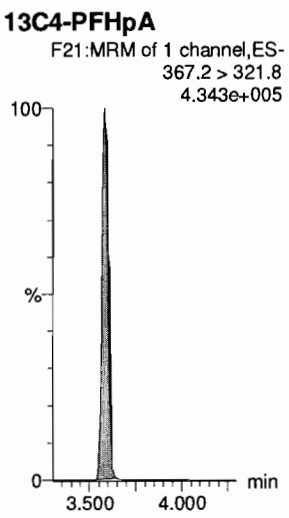


**13C4-PFHpA**

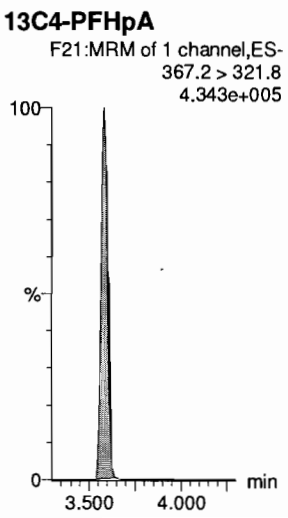

Dataset: F:\Projects\PFAS.PRO\Results\190722M1\190722M1-CRV.qld

Last Altered: Monday, July 22, 2019 13:13:35 Pacific Daylight Time
Printed: Monday, July 22, 2019 13:14:27 Pacific Daylight Time

**Name: 190722M1_7, Date: 22-Jul-2019, Time: 10:58:26, ID: ST190722M1-4 PFC CS1 19G1104, Description: PFC CS1 19G1104**

**L-PFHxS**

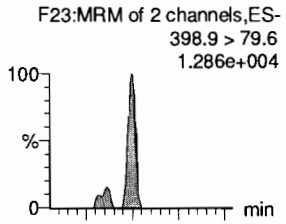


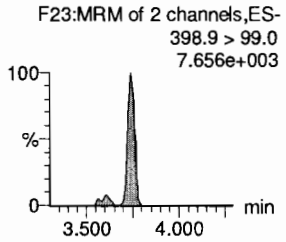


**6:2 FTS**

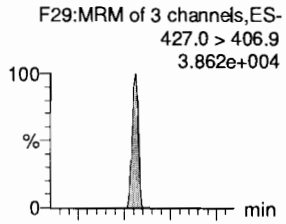


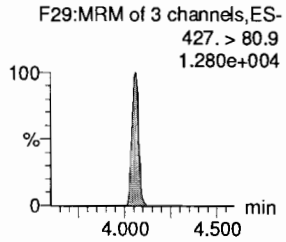


**L-PFOA**

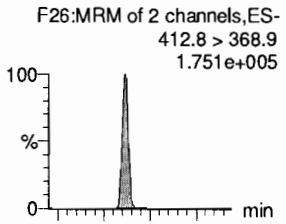


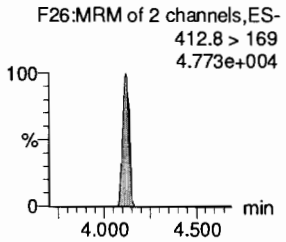


**PFEChS**

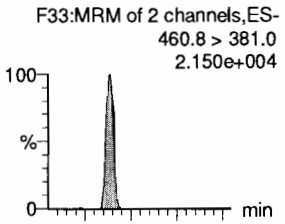


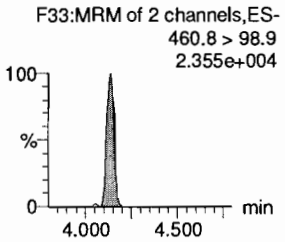


**PFHpS**

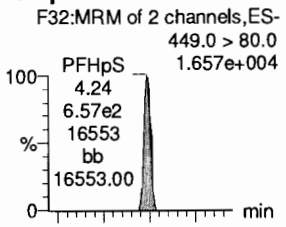


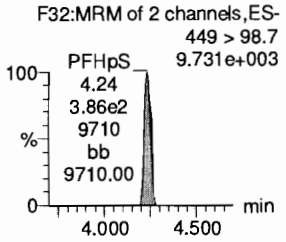


**7:3 FTCA**

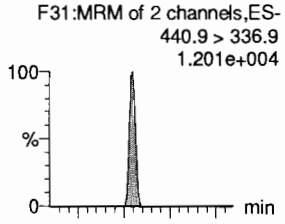


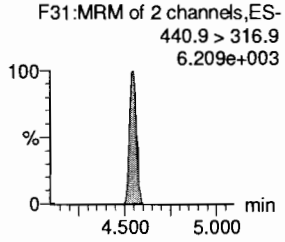


**13C3-PFHxS**

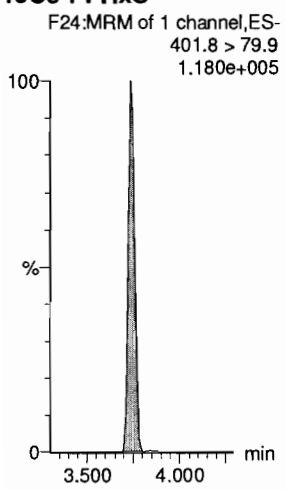


**13C2-6:2 FTS**

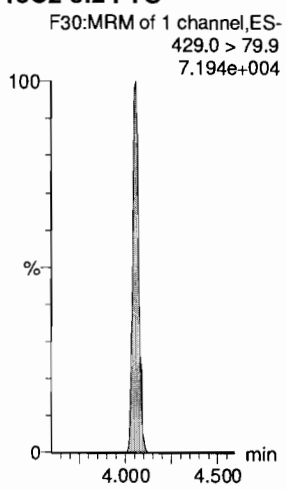


**13C2-PFOA**

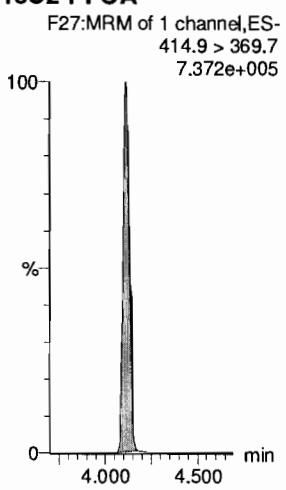


**13C2-PFOA**

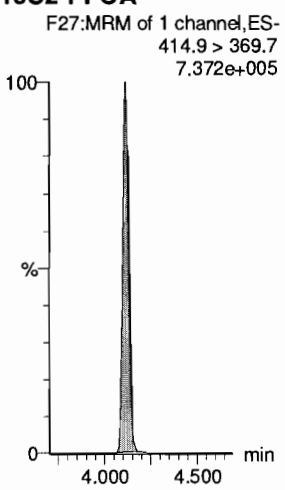


**13C8-PFOS**

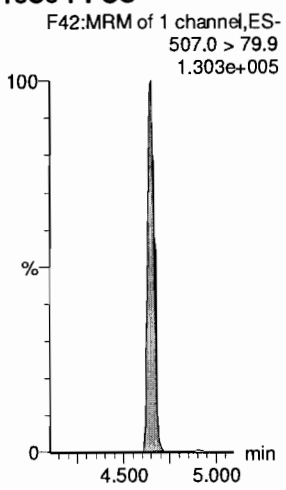


**13C5-PFNA**

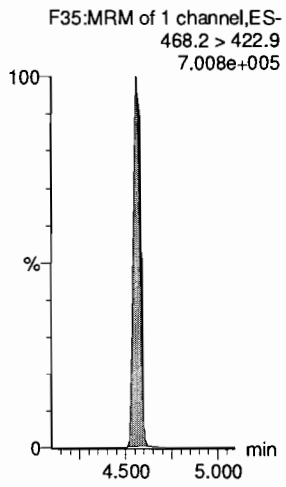

Dataset: F:\Projects\PFAS.PRO\Results\190722M1\190722M1-CRV.qld

Last Altered: Monday, July 22, 2019 13:13:35 Pacific Daylight Time
Printed: Monday, July 22, 2019 13:14:27 Pacific Daylight Time

**Name: 190722M1_7, Date: 22-Jul-2019, Time: 10:58:26, ID: ST190722M1-4 PFC CS1 19G1104, Description: PFC CS1 19G1104**

**PFNA**

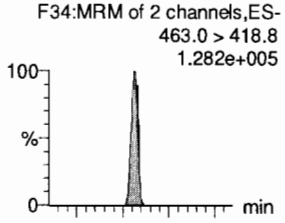


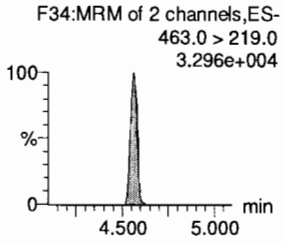


**PFOSA**

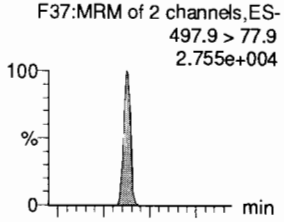


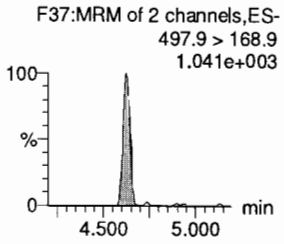


**L-PFOS**

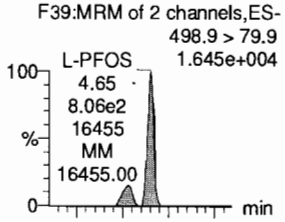


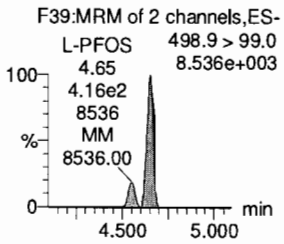


**9Cl-PF30NS**

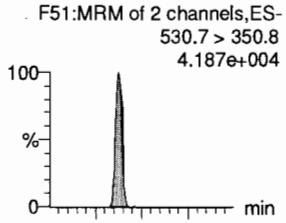


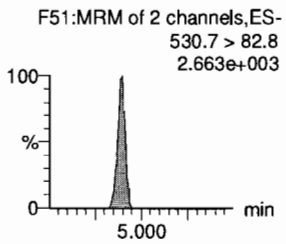


**PFDA**

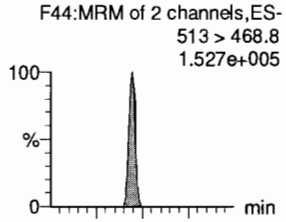


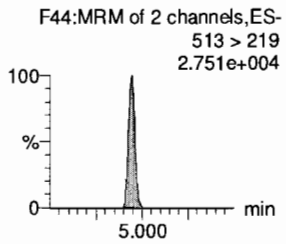


**8:2 FTS**

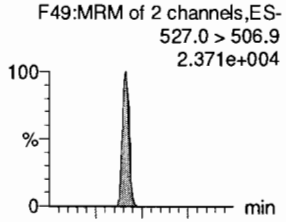


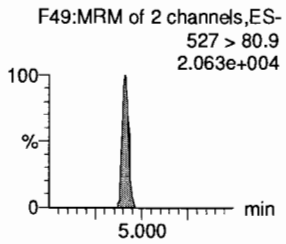


**13C5-PFNA**

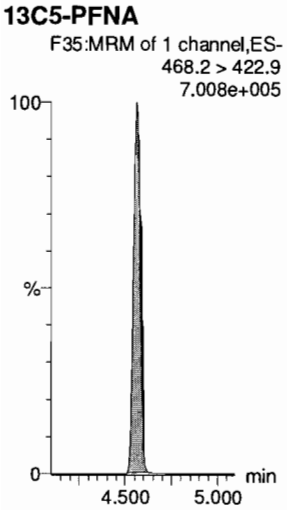


**13C8-PFOSA**

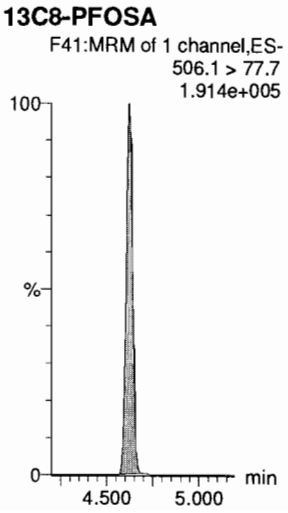


**13C8-PFOS**

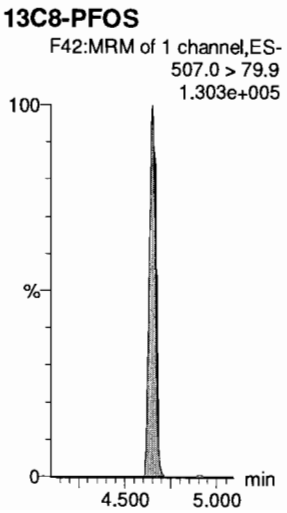


**13C8-PFOS**

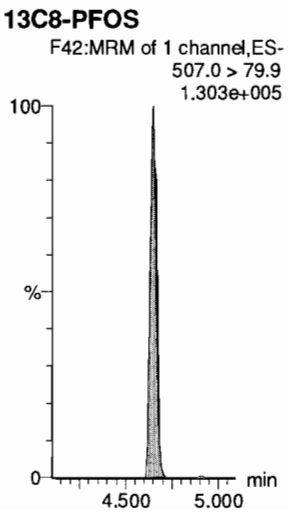


**13C2-PFDA**

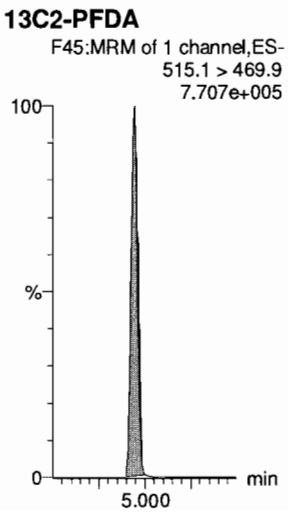


**13C2-8:2 FTS**

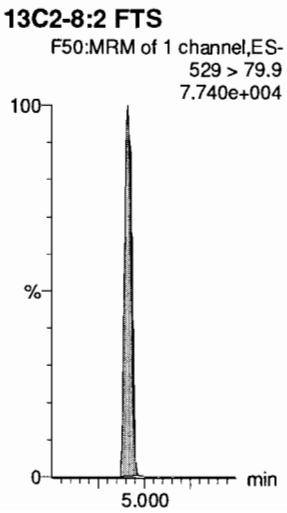

Dataset: F:\Projects\PFAS.PRO\Results\190722M1\190722M1-CRV.qld

Last Altered: Monday, July 22, 2019 13:13:35 Pacific Daylight Time
Printed: Monday, July 22, 2019 13:14:27 Pacific Daylight Time

**Name: 190722M1_7, Date: 22-Jul-2019, Time: 10:58:26, ID: ST190722M1-4 PFC CS1 19G1104, Description: PFC CS1 19G1104**

**PFNS**
F53:MRM of 2 channels,ES-
549.1 > 80.1
1.506e+004

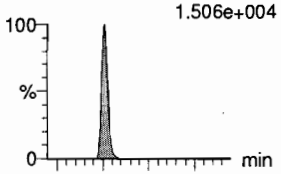


F53:MRM of 2 channels,ES-
549.1 > 99.1
7.030e+003

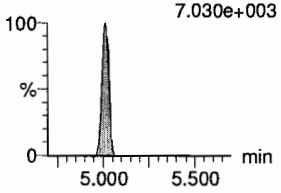


**L-MeFOSAA**
F56:MRM of 2 channels,ES-
570 > 419
5.719e+004

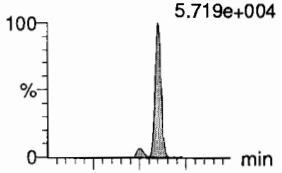


F56:MRM of 2 channels,ES-
570. > 512
2.264e+004

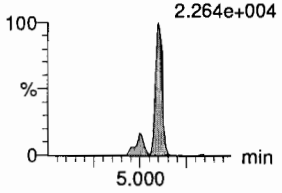


**L-EtFOSAA**
F59:MRM of 2 channels,ES-
584.1 > 419
4.319e+004

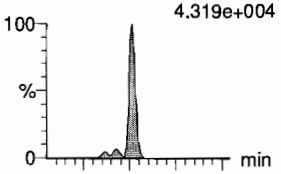


F59:MRM of 2 channels,ES-
584.1 > 526
2.686e+004

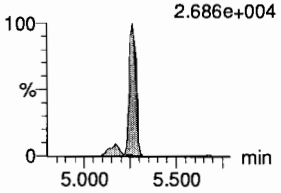


**PFUdA**
F54:MRM of 2 channels,ES-
563.0 > 518.9
1.555e+005

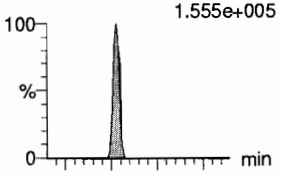


F54:MRM of 2 channels,ES-
563.0 > 269
1.477e+004

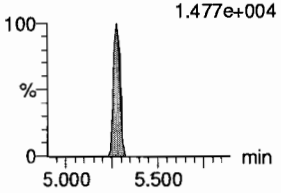


**PFDS**
F61:MRM of 2 channels,ES-
598.8 > 79.9
2.246e+004

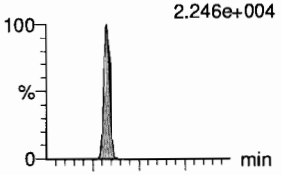


F61:MRM of 2 channels,ES-
598.8 > 98.9
1.231e+004

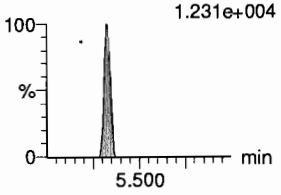


**11Cl-PF30UdS**
F68:MRM of 2 channels,ES-
632.6 > 452.7
8.326e+003

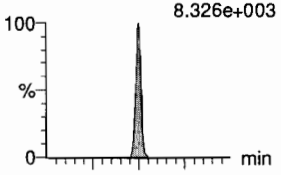


F68:MRM of 2 channels,ES-
632.6 > 450.7
1.759e+003

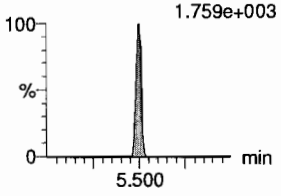


**13C8-PFOS**
F42:MRM of 1 channel,ES-
507.0 > 79.9
1.303e+005

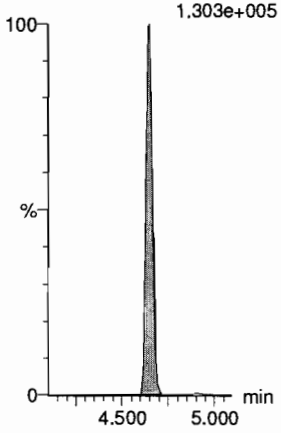


**d3-N-MeFOSAA**
F58:MRM of 1 channel,ES-
573.3 > 419
2.019e+005

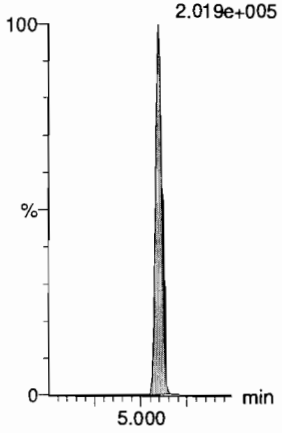


**d5-N-EtFOSAA**
F60:MRM of 1 channel,ES-
589.3 > 419
2.684e+005

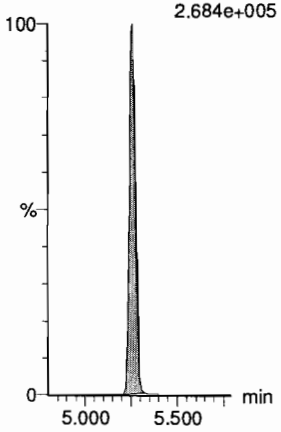


**13C2-PFUdA**
F55:MRM of 1 channel,ES-
565 > 519.8
1.033e+006

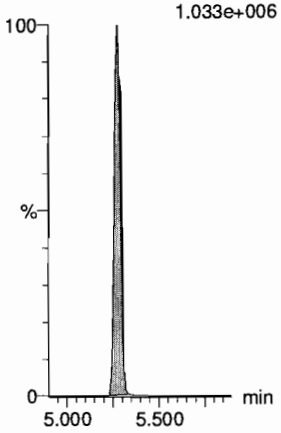


**13C2-8:2 FTS**
F50:MRM of 1 channel,ES-
529 > 79.9
7.740e+004

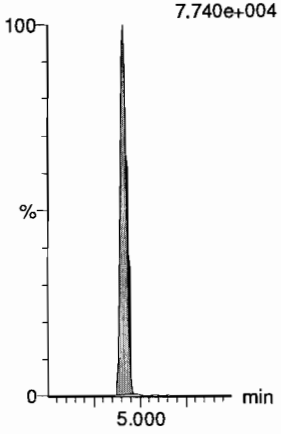


**13C2-PFDoA**
F63:MRM of 1 channel,ES-
614.7 > 569.7
1.045e+006

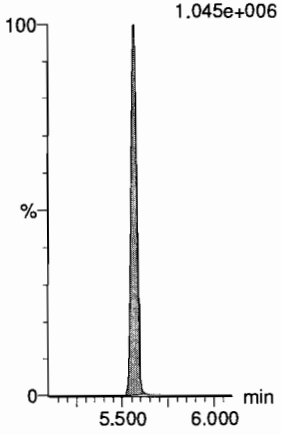

Dataset: F:\Projects\PFAS.PRO\Results\190722M1\190722M1-CRV.qld

Last Altered: Monday, July 22, 2019 13:13:35 Pacific Daylight Time
Printed: Monday, July 22, 2019 13:14:27 Pacific Daylight Time

**Name: 190722M1_7, Date: 22-Jul-2019, Time: 10:58:26, ID: ST190722M1-4 PFC CS1 19G1104, Description: PFC CS1 19G1104**

**10:2 FTS**
F66:MRM of 2 channels,ES-
627.0 > 606.9
3.545e+004

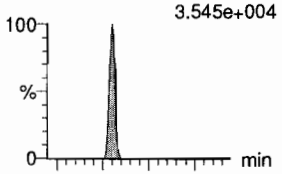

F66:MRM of 2 channels,ES-
627.0 > 80.9
2.105e+004

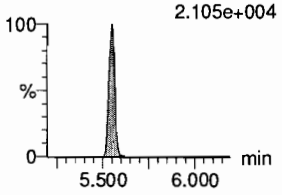

**PFDoA**
F62:MRM of 4 channels,ES-
612.9 > 569.0
1.964e+005

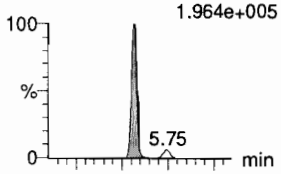


F62:MRM of 4 channels,ES-
612.9 > 318.8
1.982e+004

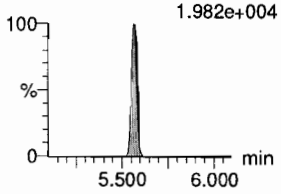

**N-MeFOSA**
F43:MRM of 2 channels,ES-
512.1 > 168.9
3.781e+004

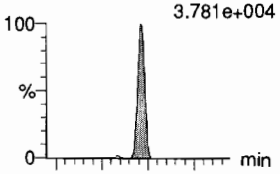

F43:MRM of 2 channels,ES-
512.1 > 219
2.407e+004

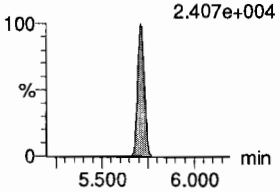

**PFTrDA**
F70:MRM of 2 channels,ES-
662.9 > 618.9
1.873e+005

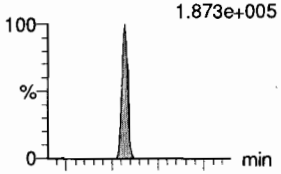

F70:MRM of 2 channels,ES-
662.9 > 319
8.843e+003

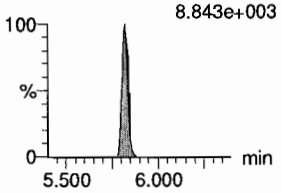

**PFDoS**
F71:MRM of 2 channels,ES-
698.8 > 79.9
1.747e+004

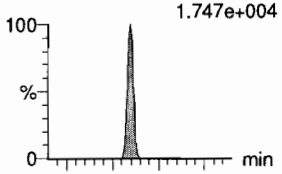

F71:MRM of 2 channels,ES-
698.8 > 98.9
9.757e+003

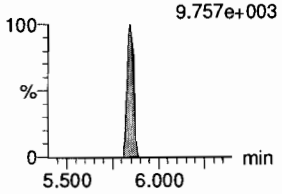

**PFTeDA**
F72:MRM of 2 channels,ES-
713.0 > 669.0
1.581e+005

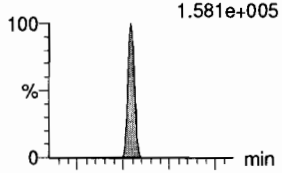

F72:MRM of 2 channels,ES-
713. > 369.0
1.393e+004

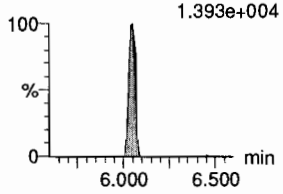

**13C2-8:2 FTS**
F50:MRM of 1 channel,ES-
529 > 79.9
7.740e+004

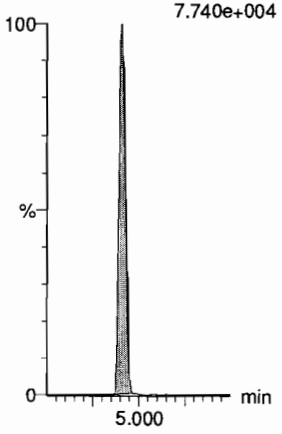

**13C2-PFDoA**
F63:MRM of 1 channel,ES-
614.7 > 569.7
1.045e+006

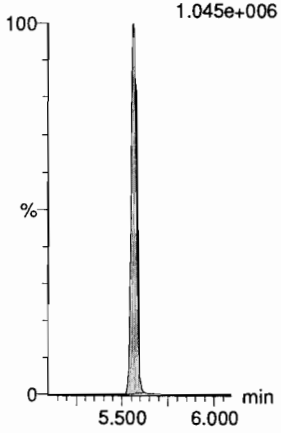

**d3-N-MeFOSA**
F46:MRM of 1 channel,ES-
515.2 > 168.9
4.580e+005

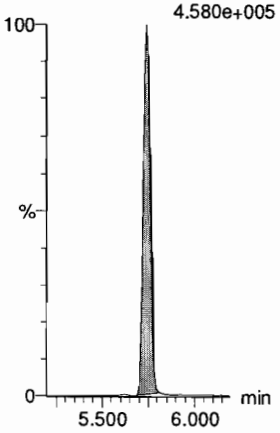

**13C2-PFDoA**
F63:MRM of 1 channel,ES-
614.7 > 569.7
1.045e+006

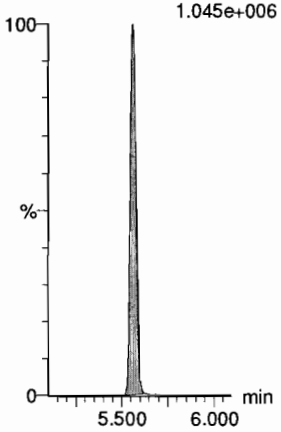

**13C2-PFTeDA**
F73:MRM of 2 channels,ES-
715.1 > 669.7
6.651e+005

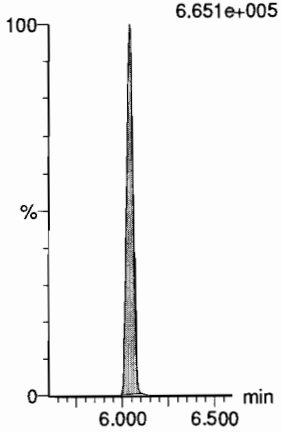

**13C2-PFTeDA**
F73:MRM of 2 channels,ES-
715.1 > 669.7
6.651e+005

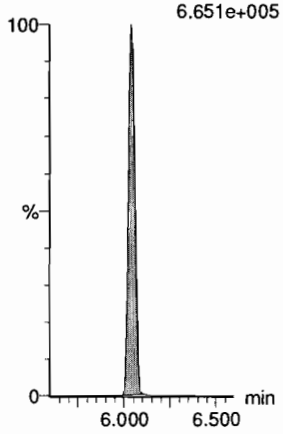

Dataset: F:\Projects\PFAS.PRO\Results\190722M1\190722M1-CRV.qld

Last Altered: Monday, July 22, 2019 13:13:35 Pacific Daylight Time
Printed: Monday, July 22, 2019 13:14:27 Pacific Daylight Time

**Name: 190722M1_7, Date: 22-Jul-2019, Time: 10:58:26, ID: ST190722M1-4 PFC CS1 19G1104, Description: PFC CS1 19G1104**

**N-EtFOSA**

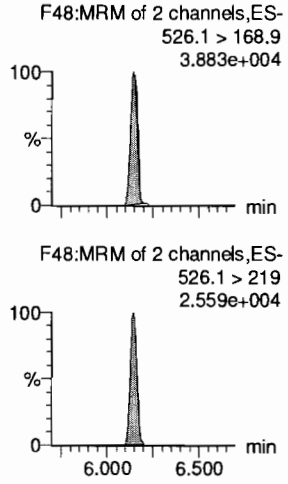


**PFHxDA**

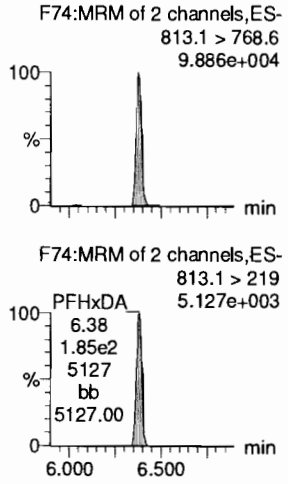


**PFODA**

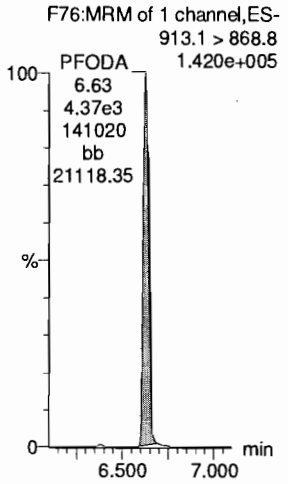


**N-MeFOSE**

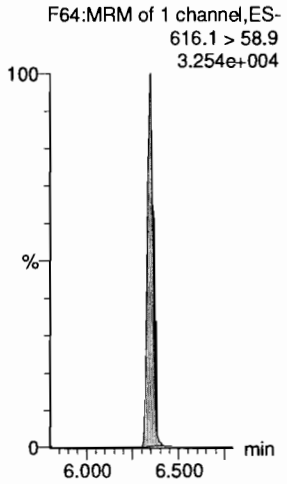


**N-EtFOSE**

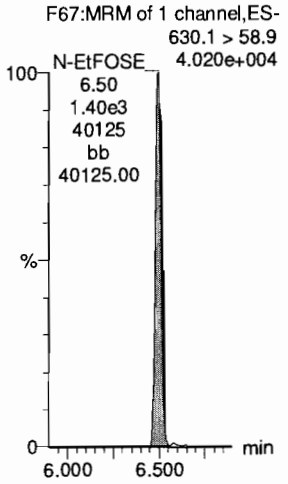


**13C4-PFBA**

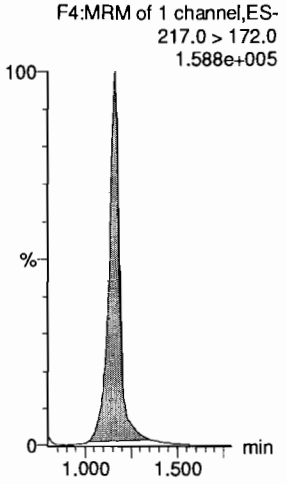


**d5-N-ETFOSA**

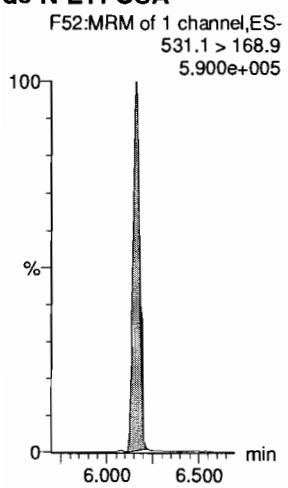


**13C2-PFHxDA**

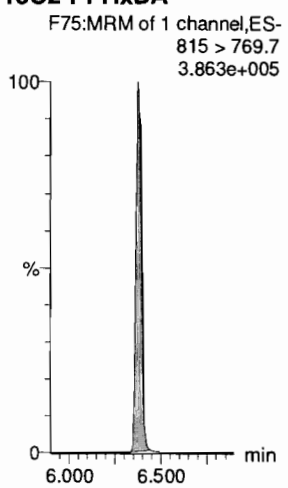


**13C2-PFHxDA**

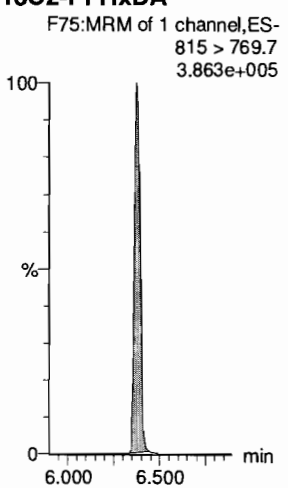


**d7-N-MeFOSE**

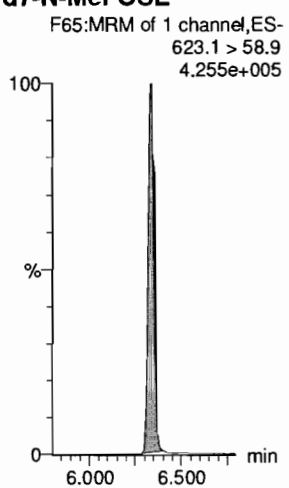


**d9-N-EtFOSE**

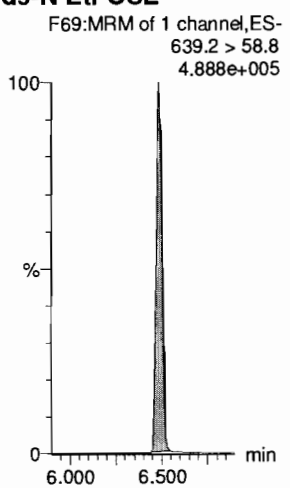


**13C5-PFHxA**

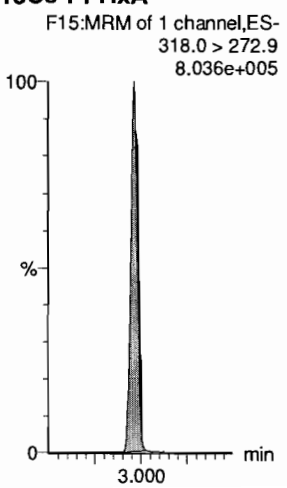

Dataset: F:\Projects\PFAS.PRO\Results\190722M1\190722M1-CRV.qld

Last Altered: Monday, July 22, 2019 13:13:35 Pacific Daylight Time
Printed: Monday, July 22, 2019 13:14:27 Pacific Daylight Time

**Name: 190722M1_7, Date: 22-Jul-2019, Time: 10:58:26, ID: ST190722M1-4 PFC CS1 19G1104, Description: PFC CS1 19G1104**

**13C8-PFOA**
F28:MRM of 1 channel,ES-
420.9 > 376.0
1.050e+006

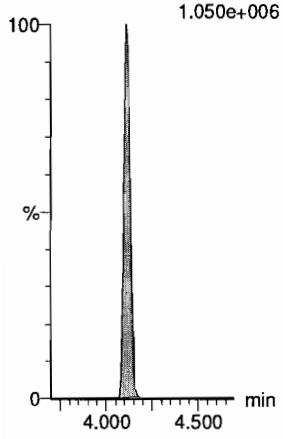


**18O2-PFHxS**
F25:MRM of 1 channel,ES-
403.0 > 102.6
5.508e+004

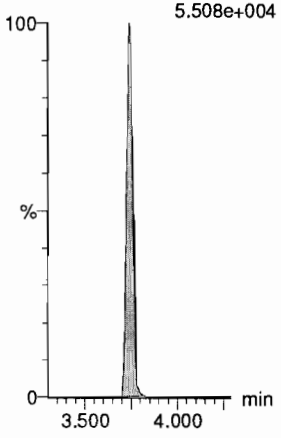


**13C9-PFNA**
F36:MRM of 1 channel,ES-
472.2 > 426.9
6.863e+005

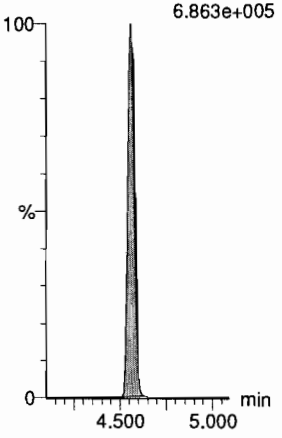


**13C4-PFOS**
F40:MRM of 1 channel,ES-
503 > 79.9
1.310e+005

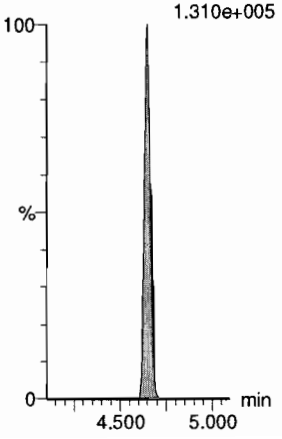


**13C6-PFDA**
F47:MRM of 1 channel,ES-
519.1 > 473.7
9.109e+005

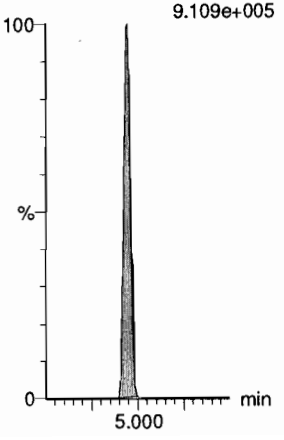


**13C7-PFUdA**
F57:MRM of 1 channel,ES-
570.1 > 524.8
1.155e+006

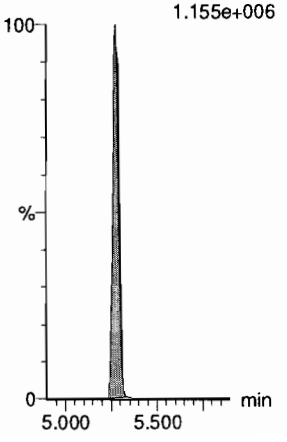

Dataset: F:\Projects\PFAS.PRO\Results\190722M1\190722M1-CRV.qld

Last Altered: Monday, July 22, 2019 13:13:35 Pacific Daylight Time
Printed: Monday, July 22, 2019 13:14:27 Pacific Daylight Time

**Name: 190722M1_8, Date: 22-Jul-2019, Time: 11:09:04, ID: ST190722M1-5 PFC CS2 19G1105, Description: PFC CS2 19G1105**

**PFBA**
F2:MRM of 1 channel,ES-
213.0 > 168.8
6.216e+004

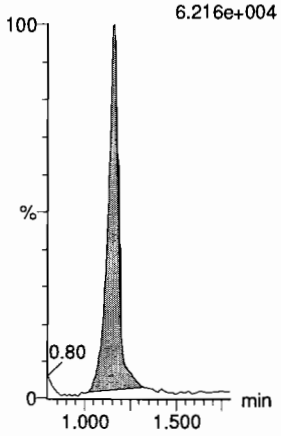


**PFPrS**
F6:MRM of 2 channels,ES-
248.9 > 79.9
1.247e+004

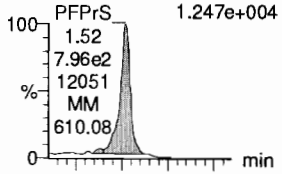


F6:MRM of 2 channels,ES-
248.9 > 98.9
5.452e+003

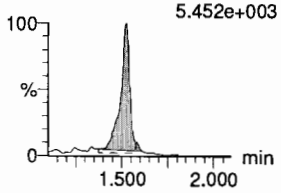


**3:3 FTCA**
F5:MRM of 2 channels,ES-
240.9 > 176.9
3.325e+003

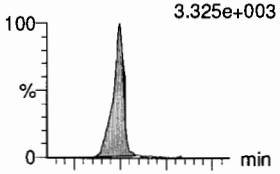


F5:MRM of 2 channels,ES-
240.9 > 116.9
1.626e+003

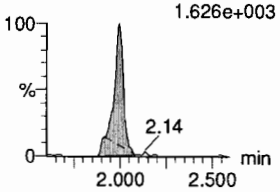


**PFPeA**
F7:MRM of 1 channel,ES-
263.1 > 218.9
1.005e+005

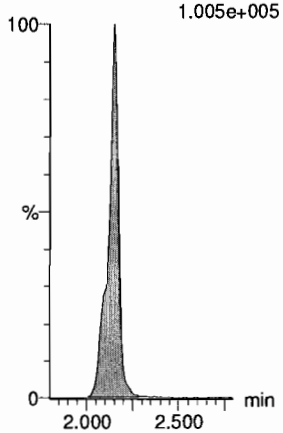


**PFBS**
F11:MRM of 2 channels,ES-
299.0 > 79.7
3.581e+004

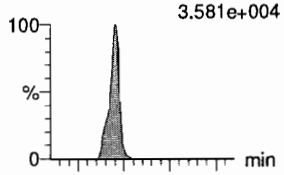


F11:MRM of 2 channels,ES-
299.0 > 99.0
1.244e+004

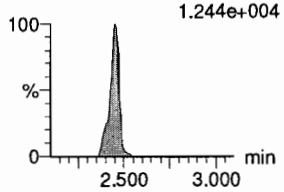


**4:2 FTS**
F16:MRM of 2 channels,ES-
327.0 > 306.9
9.156e+004

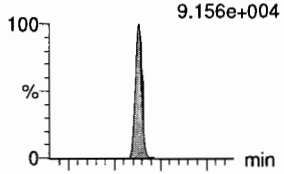


F16:MRM of 2 channels,ES-
327.0 > 80.9
5.119e+004

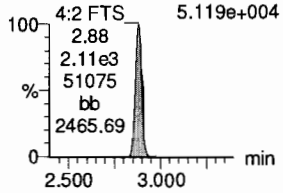


**13C3-PFBA**
F3:MRM of 1 channel,ES-
216.1 > 171.8
1.286e+005

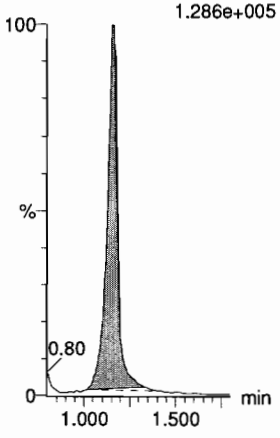


**13C3-PFBS**
F12:MRM of 1 channel,ES-
302.0 > 98.8
4.154e+004

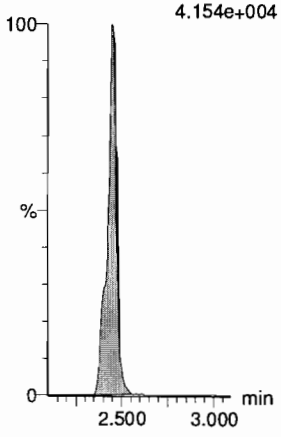


**13C3-PFPeA**
F8:MRM of 1 channel,ES-
266.0 > 221.8
2.618e+005

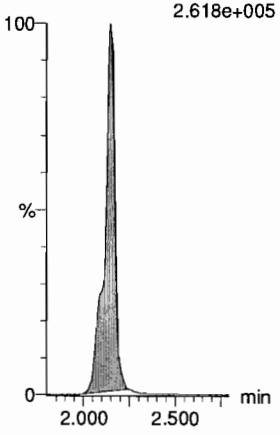


**13C3-PFPeA**
F8:MRM of 1 channel,ES-
266.0 > 221.8
2.618e+005

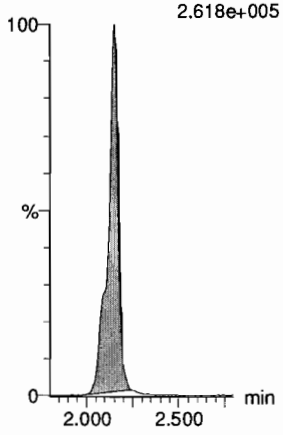


**13C3-PFBS**
F12:MRM of 1 channel,ES-
302.0 > 98.8
4.154e+004

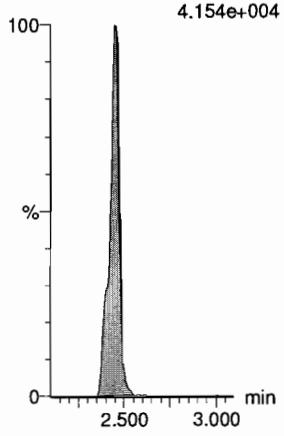


**13C2-4:2 FTS**
F17:MRM of 2 channels,ES-
329.0 > 79.9
8.884e+004



Dataset: F:\Projects\PFAS.PRO\Results\190722M1\190722M1-CRV.qld

Last Altered: Monday, July 22, 2019 13:13:35 Pacific Daylight Time
Printed: Monday, July 22, 2019 13:14:27 Pacific Daylight Time

**Name: 190722M1_8, Date: 22-Jul-2019, Time: 11:09:04, ID: ST190722M1-5 PFC CS2 19G1105, Description: PFC CS2 19G1105**

**PFHxA**
F13:MRM of 2 channels,ES-
313.0 > 269.0
3.198e+005

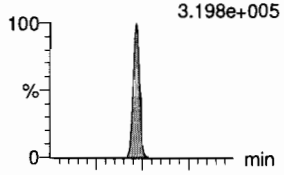


F13:MRM of 2 channels,ES-
313 > 118.9
1.979e+004

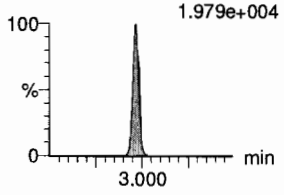


**PFPeS**
F19:MRM of 2 channels,ES-
349.1 > 80.1
4.358e+004

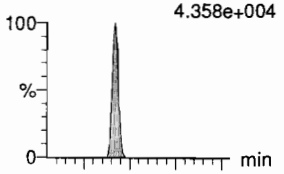


F19:MRM of 2 channels,ES-
349.1 > 99
2.589e+004

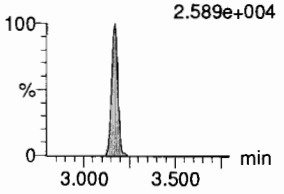


**HFPO-DA**
F9:MRM of 3 channels,ES-
285.1 > 168.9
2.450e+004

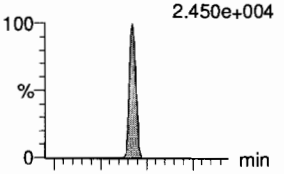


F9:MRM of 3 channels,ES-
285.1 > 184.9
1.088e+004

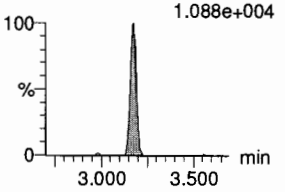


**5:3 FTCA**
F18:MRM of 2 channels,ES-
340.9 > 236.9
3.336e+004

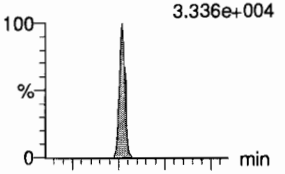


F18:MRM of 2 channels,ES-
340.9 > 216.9
2.141e+004

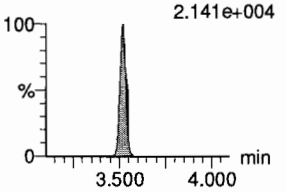


**PFHpA**
F20:MRM of 2 channels,ES-
363.0 > 318.9
2.381e+005

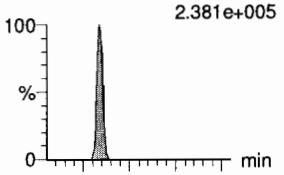


F20:MRM of 2 channels,ES-
363.0 > 169.0
2.439e+004

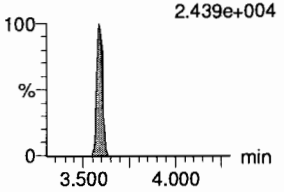


**ADONA**
F22:MRM of 2 channels,ES-
376.8 > 250.9
5.639e+005

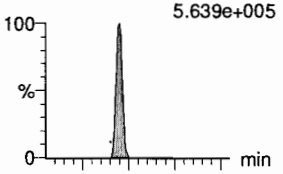


F22:MRM of 2 channels,ES-
376.8 > 85.0
1.633e+005

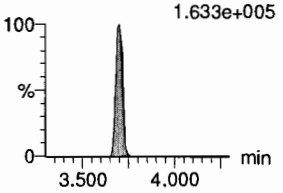


**13C2-PFHxA**
F14:MRM of 1 channel,ES-
315.0 > 270.0
3.261e+005

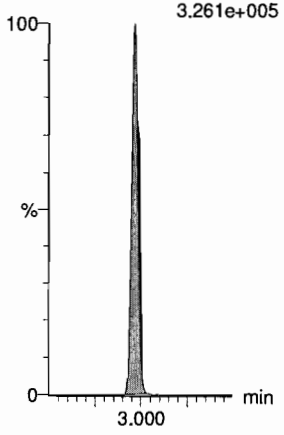


**13C3-PFBS**
F12:MRM of 1 channel,ES-
302.0 > 98.8
4.154e+004

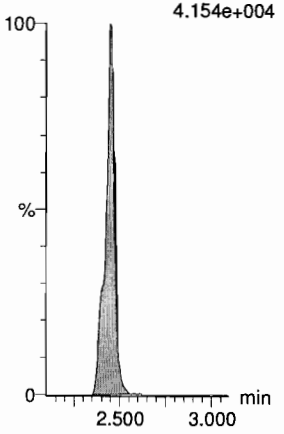


**13C3-HFPO-DA**
F10:MRM of 2 channels,ES-
287.0 > 168.9
4.110e+004

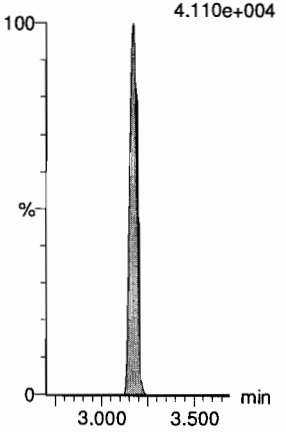


**13C4-PFHpA**
F21:MRM of 1 channel,ES-
367.2 > 321.8
4.481e+005

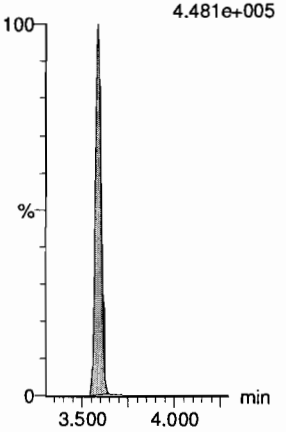


**13C4-PFHpA**
F21:MRM of 1 channel,ES-
367.2 > 321.8
4.481e+005

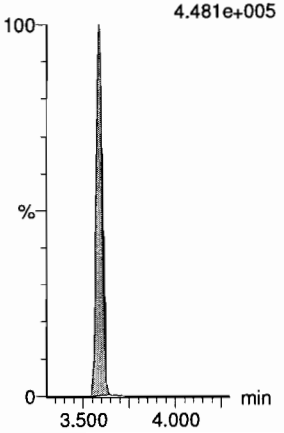


**13C4-PFHpA**
F21:MRM of 1 channel,ES-
367.2 > 321.8
4.481e+005

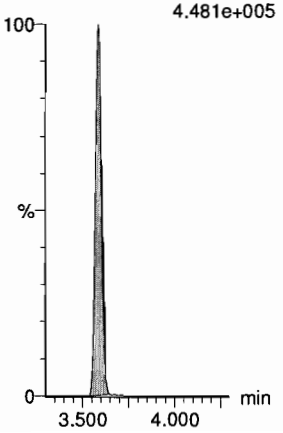

Dataset: F:\Projects\PFAS.PRO\Results\190722M1\190722M1-CRV.qld

Last Altered: Monday, July 22, 2019 13:13:35 Pacific Daylight Time
Printed: Monday, July 22, 2019 13:14:27 Pacific Daylight Time

**Name: 190722M1_8, Date: 22-Jul-2019, Time: 11:09:04, ID: ST190722M1-5 PFC CS2 19G1105, Description: PFC CS2 19G1105**

**L-PFHxS**

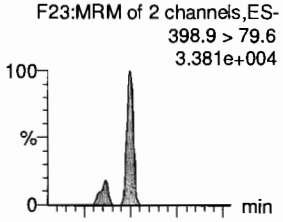


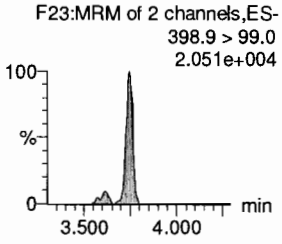


**6:2 FTS**

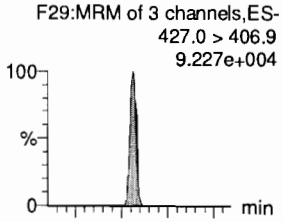


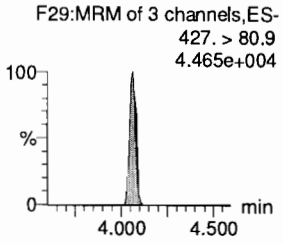


**L-PFOA**

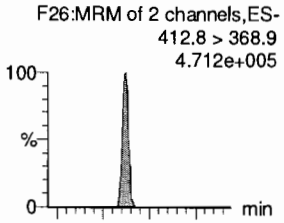


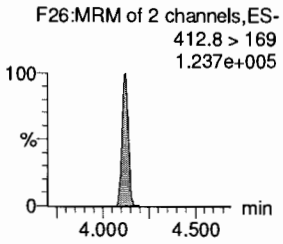


**PFEChS**

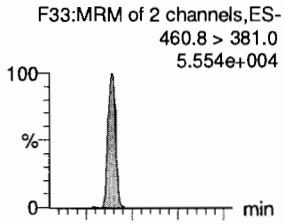


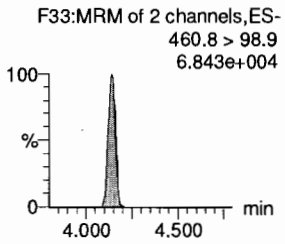


**PFHpS**

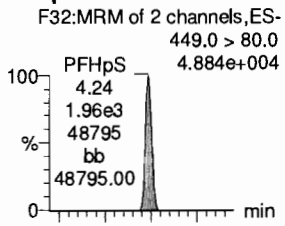


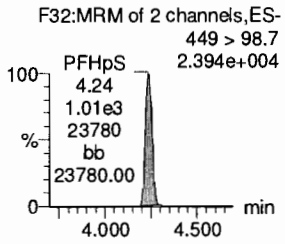


**7:3 FTCA**

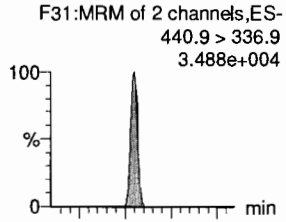


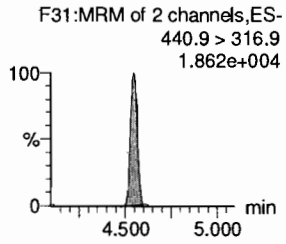


**13C3-PFHxS**

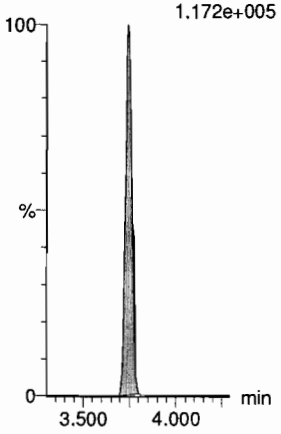


**13C2-6:2 FTS**

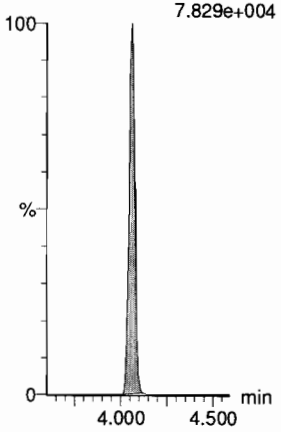


**13C2-PFOA**

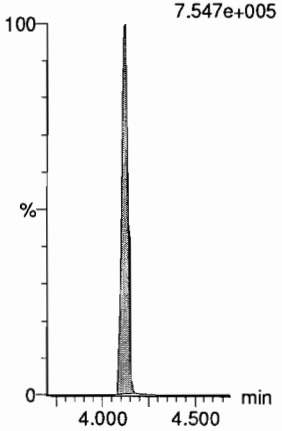


**13C2-PFOA**

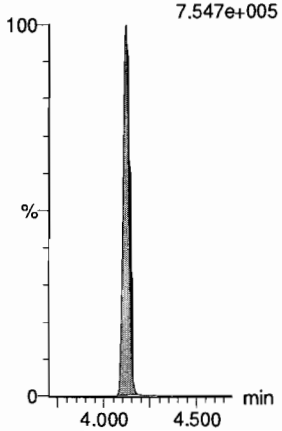


**13C8-PFOS**

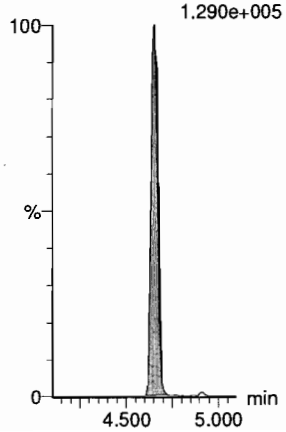


**13C5-PFNA**

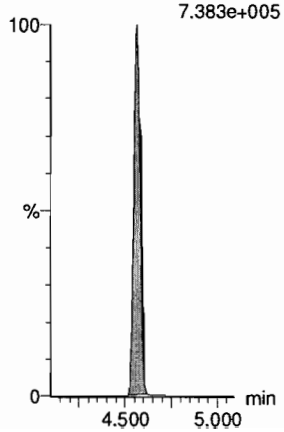

Dataset: F:\Projects\PFAS.PRO\Results\190722M1\190722M1-CRV.qld

Last Altered: Monday, July 22, 2019 13:13:35 Pacific Daylight Time
Printed: Monday, July 22, 2019 13:14:27 Pacific Daylight Time

**Name: 190722M1_8, Date: 22-Jul-2019, Time: 11:09:04, ID: ST190722M1-5 PFC CS2 19G1105, Description: PFC CS2 19G1105**

**PFNA**

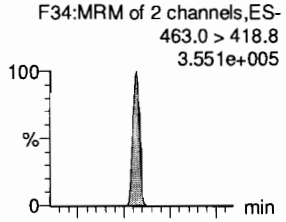


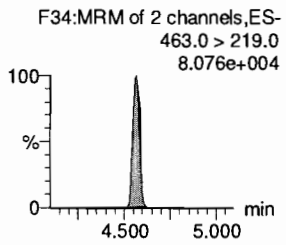


**PFOSA**

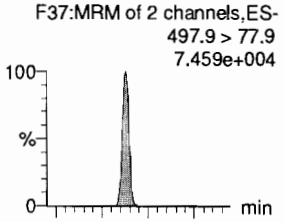


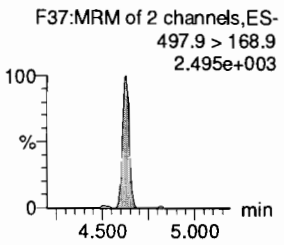


**L-PFOS**

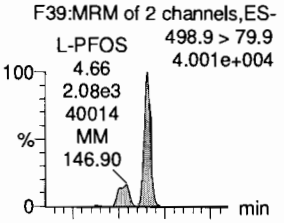


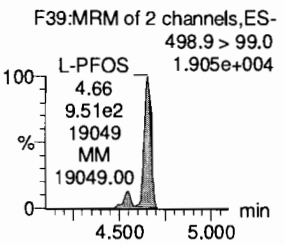


**9Cl-PF30NS**

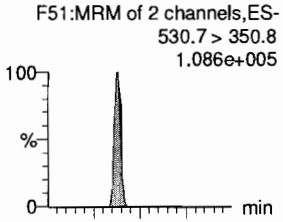


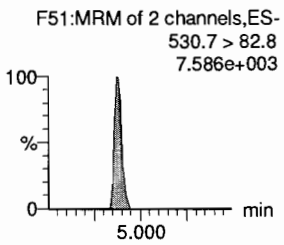


**PFDA**

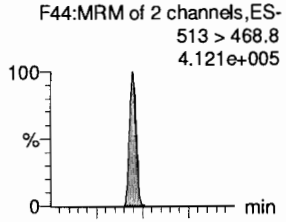


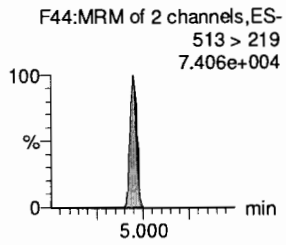


**8:2 FTS**

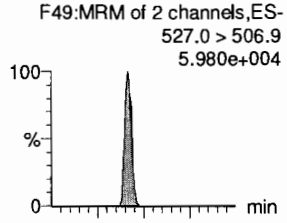


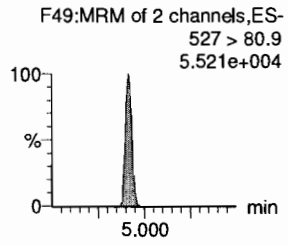


**13C5-PFNA**

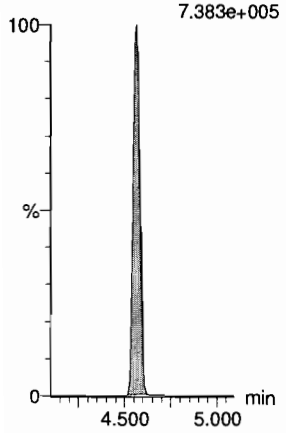


**13C8-PFOSA**

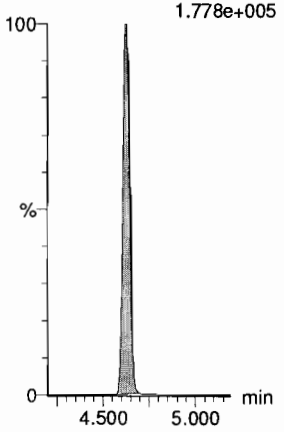


**13C8-PFOS**

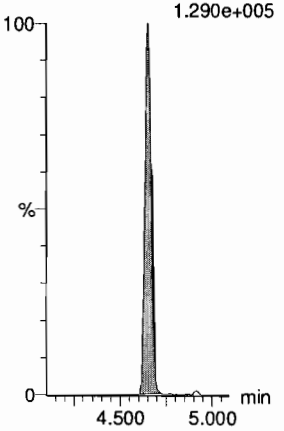


**13C8-PFOS**

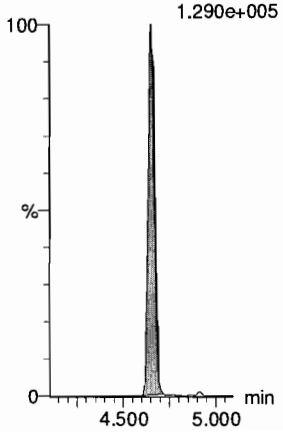


**13C2-PFDA**

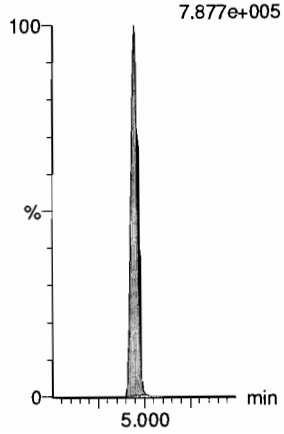


**13C2-8:2 FTS**

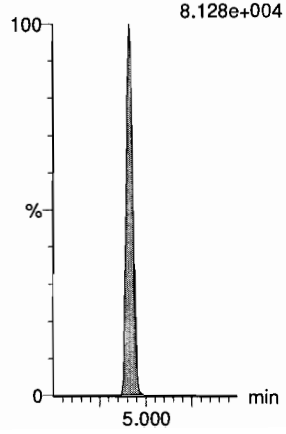

Dataset: F:\Projects\PFAS.PRO\Results\190722M1\190722M1-CRV.qld

Last Altered: Monday, July 22, 2019 13:13:35 Pacific Daylight Time
Printed: Monday, July 22, 2019 13:14:27 Pacific Daylight Time

**Name: 190722M1_8, Date: 22-Jul-2019, Time: 11:09:04, ID: ST190722M1-5 PFC CS2 19G1105, Description: PFC CS2 19G1105**

**PFNS**

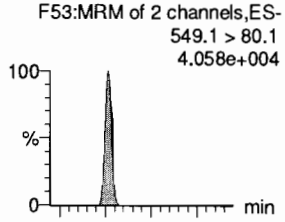


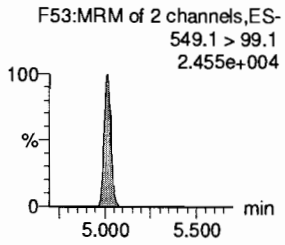


**L-MeFOSAA**

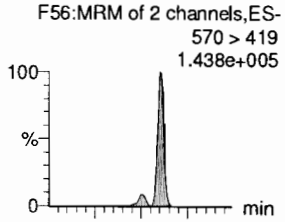


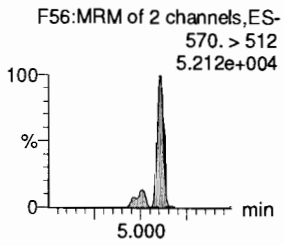


**L-EtFOSAA**

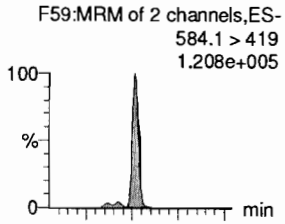


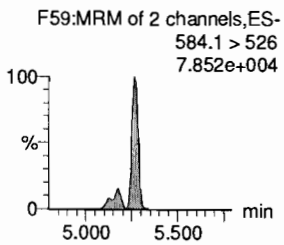


**PFUdA**

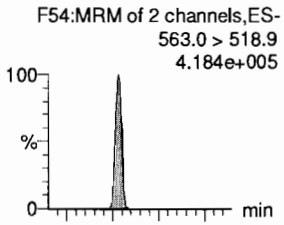


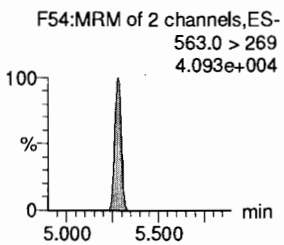


**PFDS**

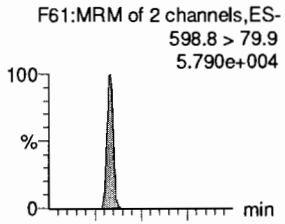


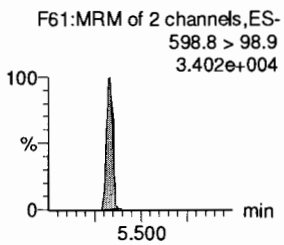


**11Cl-PF30UdS**

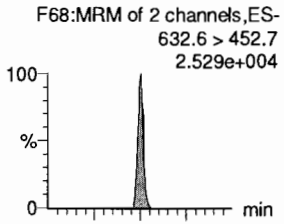


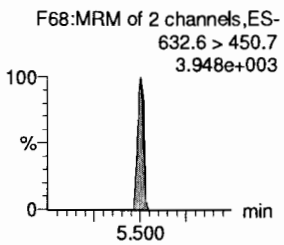


**13C8-PFOS**




**d3-N-MeFOSAA**

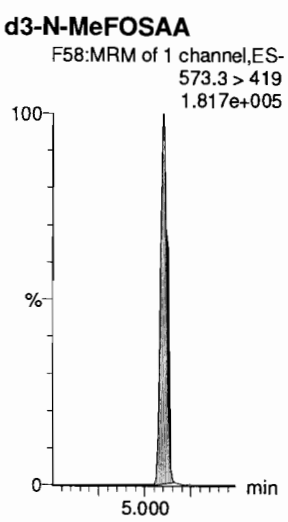


**d5-N-EtFOSAA**

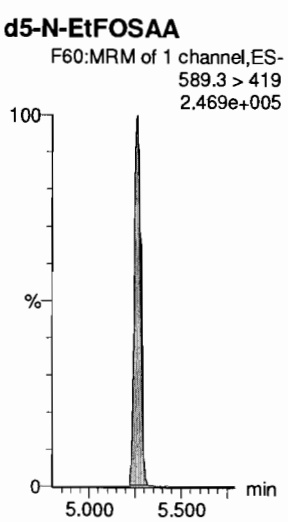


**13C2-PFUdA**

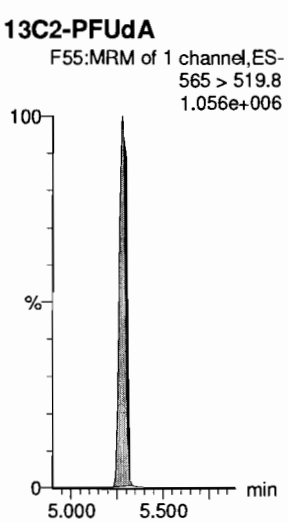


**13C2-8:2 FTS**

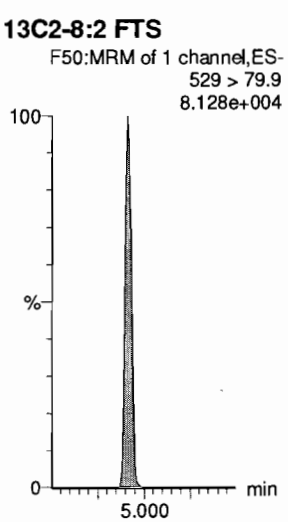


**13C2-PFDoA**

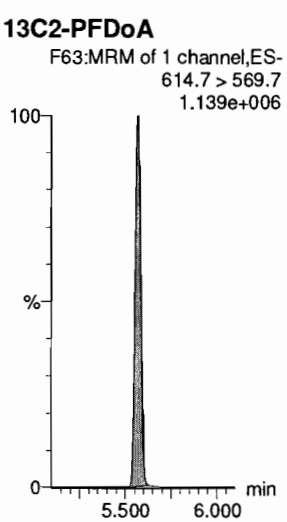

Dataset: F:\Projects\PFAS.PRO\Results\190722M1\190722M1-CRV.qld

Last Altered: Monday, July 22, 2019 13:13:35 Pacific Daylight Time
Printed: Monday, July 22, 2019 13:14:27 Pacific Daylight Time

**Name: 190722M1_8, Date: 22-Jul-2019, Time: 11:09:04, ID: ST190722M1-5 PFC CS2 19G1105, Description: PFC CS2 19G1105**

**10:2 FTS**
F66:MRM of 2 channels,ES-
627.0 > 606.9
8.137e+004

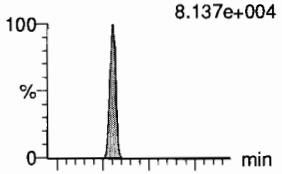

F66:MRM of 2 channels,ES-
627.0 > 80.9
5.060e+004

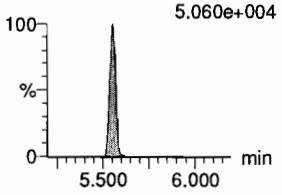

**PFDoA**
F62:MRM of 4 channels,ES-
612.9 > 569.0
4.903e+005

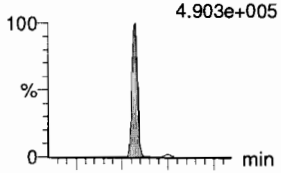

F62:MRM of 4 channels,ES-
612.9 > 318.8
5.699e+004

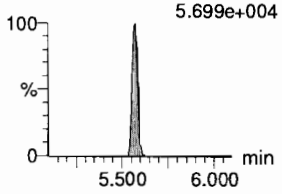

**N-MeFOSA**
F43:MRM of 2 channels,ES-
512.1 > 168.9
9.578e+004

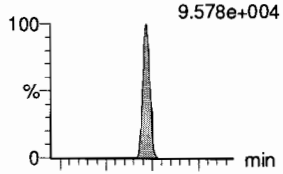

F43:MRM of 2 channels,ES-
512.1 > 219
6.103e+004

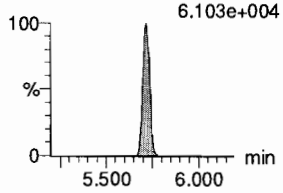

**PFTrDA**
F70:MRM of 2 channels,ES-
662.9 > 618.9
4.833e+005

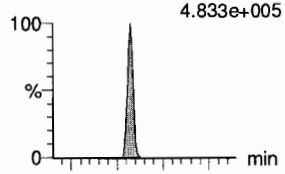

F70:MRM of 2 channels,ES-
662.9 > 319
2.260e+004

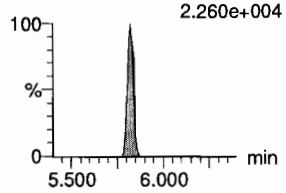

**PFDoS**
F71:MRM of 2 channels,ES-
698.8 > 79.9
4.325e+004

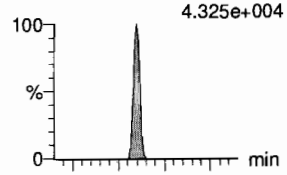

F71:MRM of 2 channels,ES-
698.8 > 98.9
2.538e+004

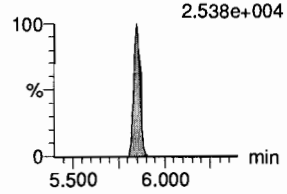

**PFTeDA**
F72:MRM of 2 channels,ES-
713.0 > 669.0
4.505e+005

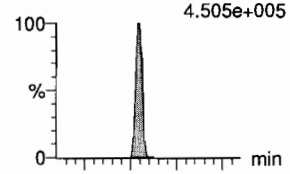

F72:MRM of 2 channels,ES-
713. > 369.0
3.170e+004

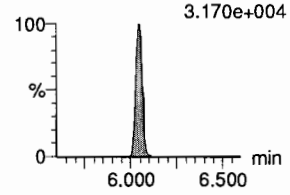

**13C2-8:2 FTS**
F50:MRM of 1 channel,ES-
529 > 79.9
8.128e+004

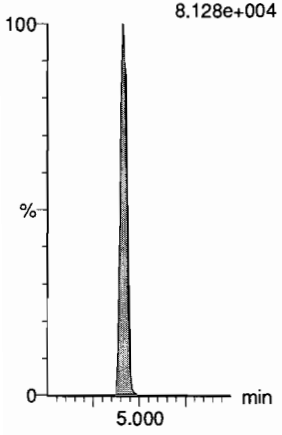

**13C2-PFDoA**
F63:MRM of 1 channel,ES-
614.7 > 569.7
1.139e+006

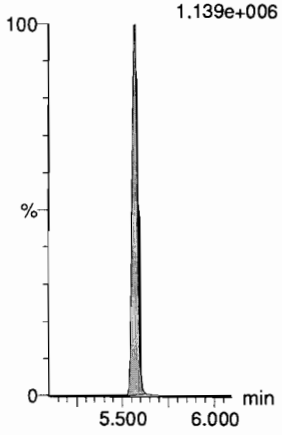

**d3-N-MeFOSA**
F46:MRM of 1 channel,ES-
515.2 > 168.9
4.609e+005

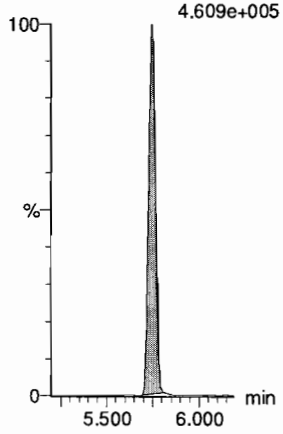

**13C2-PFDoA**
F63:MRM of 1 channel,ES-
614.7 > 569.7
1.139e+006

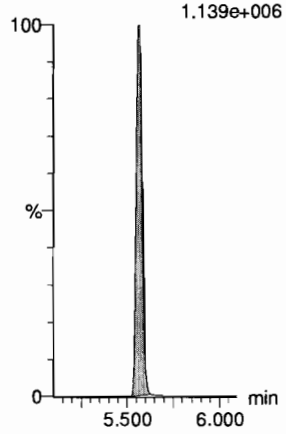

**13C2-PFTeDA**
F73:MRM of 2 channels,ES-
715.1 > 669.7
7.075e+005



**13C2-PFTeDA**
F73:MRM of 2 channels,ES-
715.1 > 669.7
7.075e+005

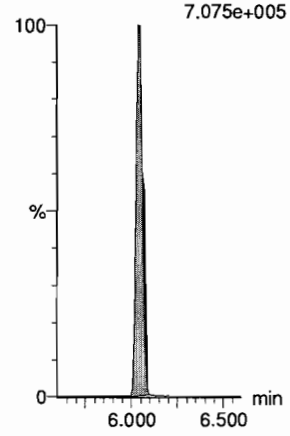

Dataset: F:\Projects\PFAS.PRO\Results\190722M1\190722M1-CRV.qld

Last Altered: Monday, July 22, 2019 13:13:35 Pacific Daylight Time
Printed: Monday, July 22, 2019 13:14:27 Pacific Daylight Time

**Name: 190722M1_8, Date: 22-Jul-2019, Time: 11:09:04, ID: ST190722M1-5 PFC CS2 19G1105, Description: PFC CS2 19G1105**

**N-EtFOSA**

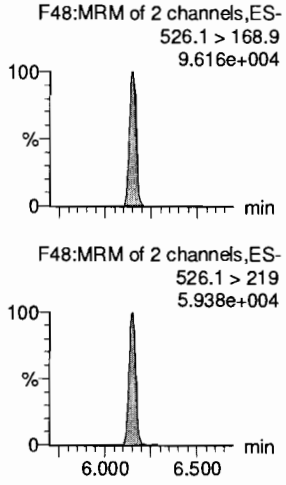


**PFHxDA**

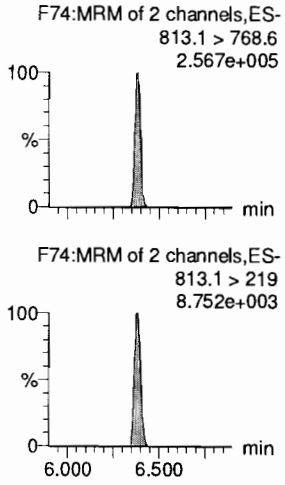


**PFODA**

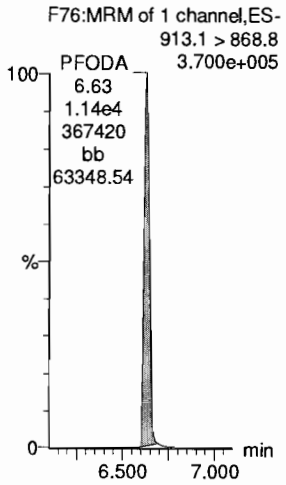


**N-MeFOSE**

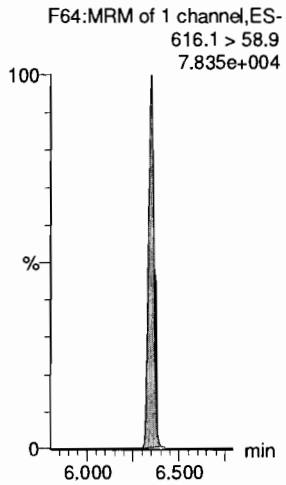


**N-EtFOSE**

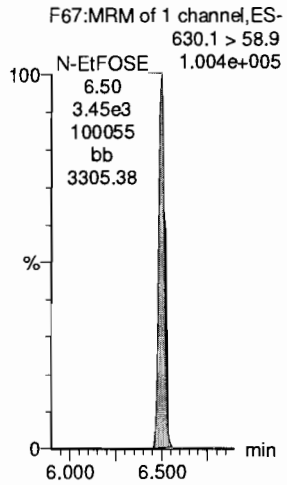


**13C4-PFBA**

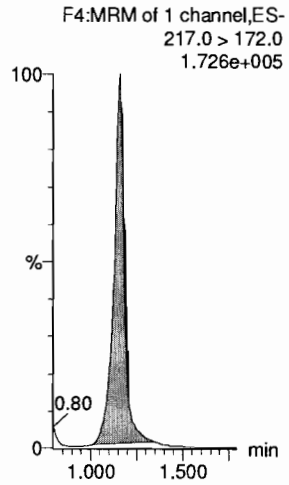


**d5-N-ETFOSA**

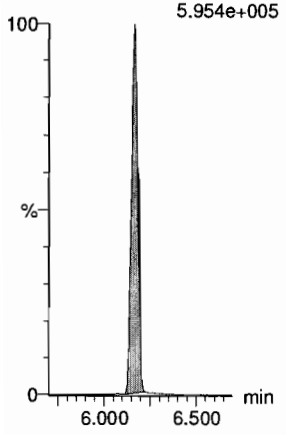


**13C2-PFHxDA**

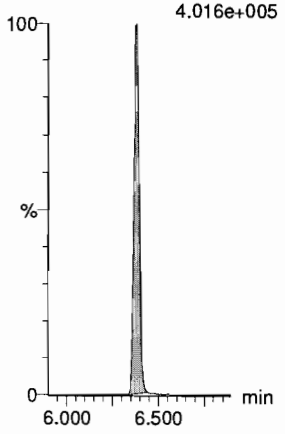


**13C2-PFHxDA**

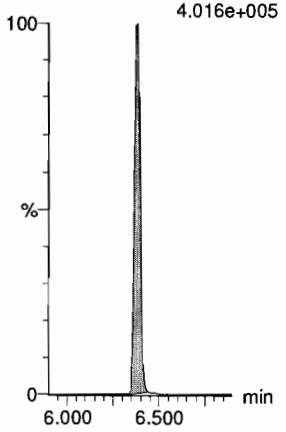


**d7-N-MeFOSE**

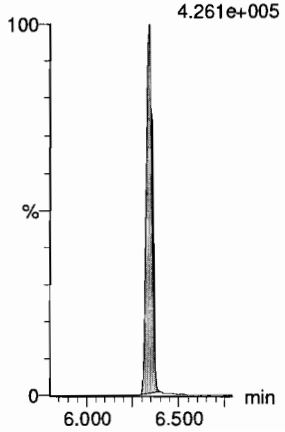


**d9-N-EtFOSE**

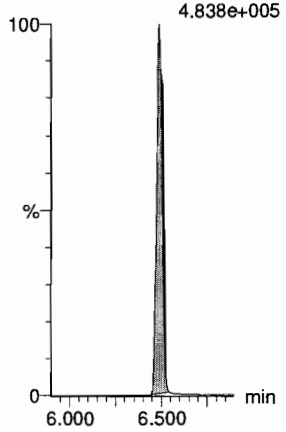


**13C5-PFHxA**

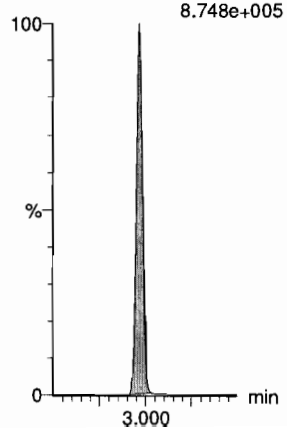

Dataset: F:\Projects\PFAS.PRO\Results\190722M1\190722M1-CRV.qld

Last Altered: Monday, July 22, 2019 13:13:35 Pacific Daylight Time
Printed: Monday, July 22, 2019 13:14:27 Pacific Daylight Time

**Name: 190722M1_8, Date: 22-Jul-2019, Time: 11:09:04, ID: ST190722M1-5 PFC CS2 19G1105, Description: PFC CS2 19G1105**

**13C8-PFOA**

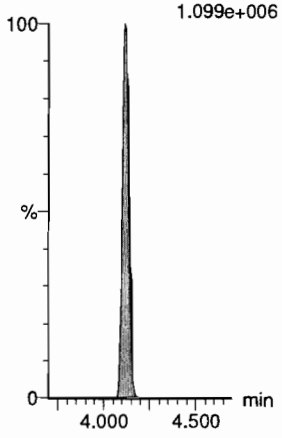


**18O2-PFHxS**

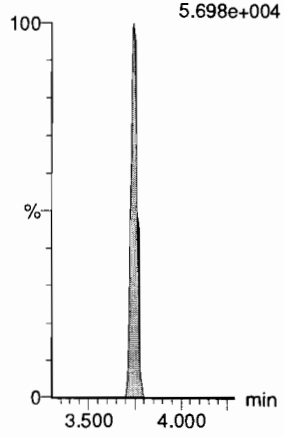


**13C9-PFNA**

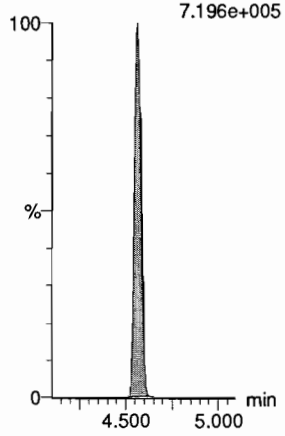


**13C4-PFOS**

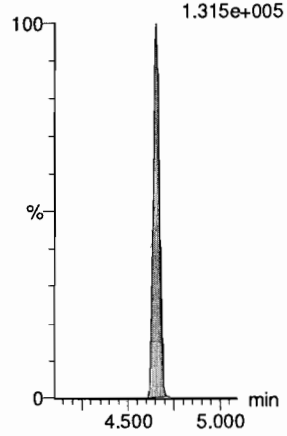


**13C6-PFDA**

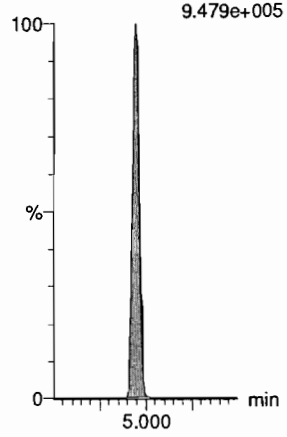


**13C7-PFUdA**

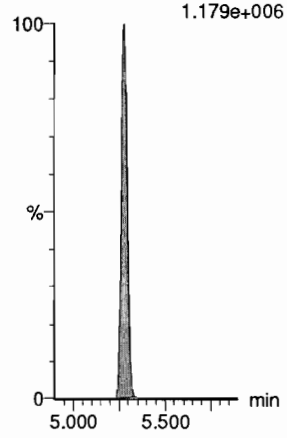

Dataset: F:\Projects\PFAS.PRO\Results\190722M1\190722M1-CRV.qld

Last Altered: Monday, July 22, 2019 13:13:35 Pacific Daylight Time
Printed: Monday, July 22, 2019 13:14:27 Pacific Daylight Time

**Name: 190722M1_9, Date: 22-Jul-2019, Time: 11:19:37, ID: ST190722M1-6 PFC CS3 19G1106, Description: PFC CS3 19G1106**

**PFBA**

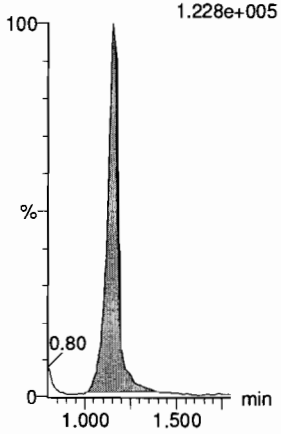


**PFPrS**

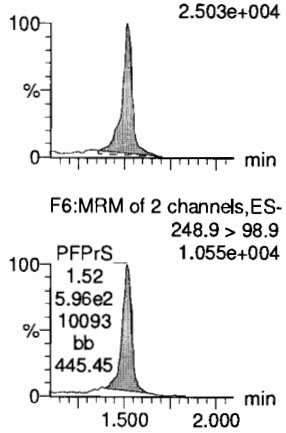


**3:3 FTCA**

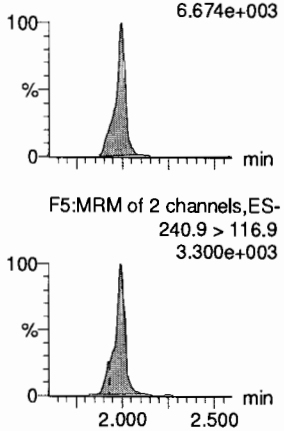


**PFPeA**

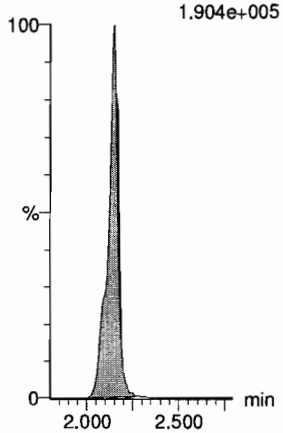


**PFBS**

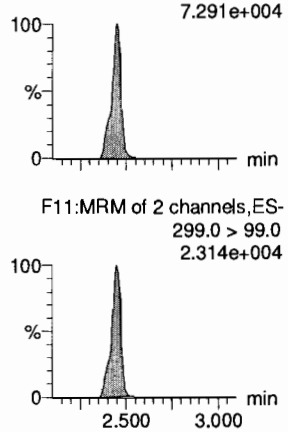


**4:2 FTS**

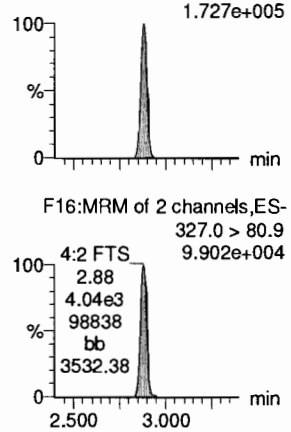


**13C3-PFBA**

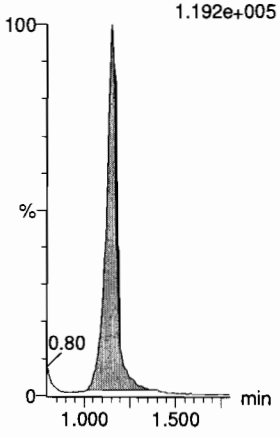


**13C3-PFBS**

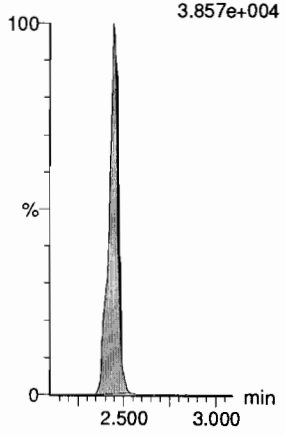


**13C3-PFPeA**

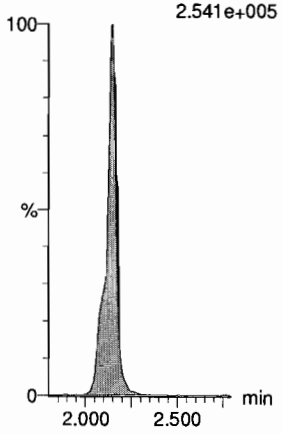


**13C3-PFPeA**

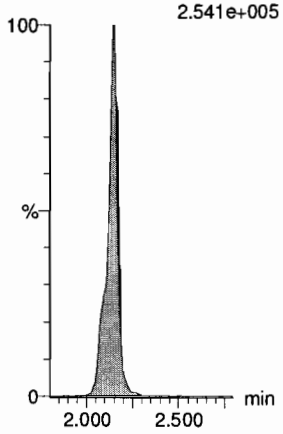


**13C3-PFBS**

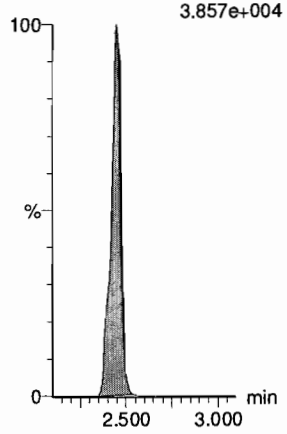


**13C2-4:2 FTS**

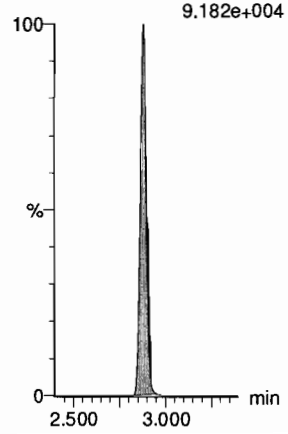

Dataset: F:\Projects\PFAS.PRO\Results\190722M1\190722M1-CRV.qld

Last Altered: Monday, July 22, 2019 13:13:35 Pacific Daylight Time
Printed: Monday, July 22, 2019 13:14:27 Pacific Daylight Time

**Name: 190722M1_9, Date: 22-Jul-2019, Time: 11:19:37, ID: ST190722M1-6 PFC CS3 19G1106, Description: PFC CS3 19G1106**

**PFHxA**

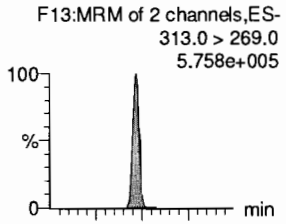


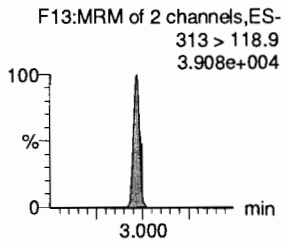


**PFPeS**

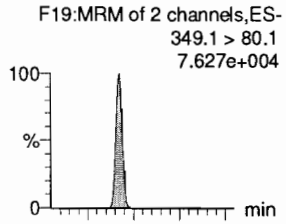


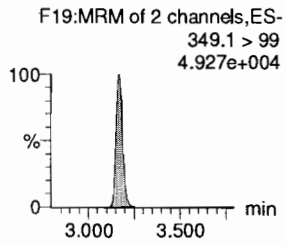


**HFPO-DA**

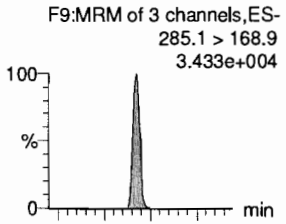


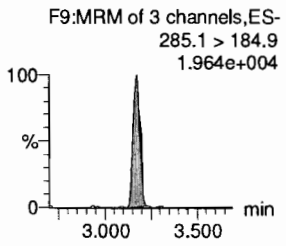


**5:3 FTCA**

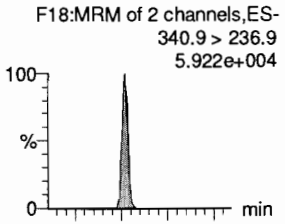


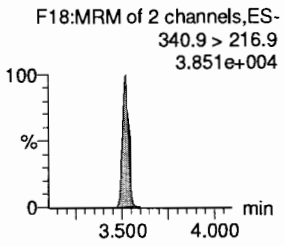


**PFHpA**

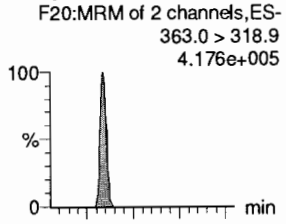


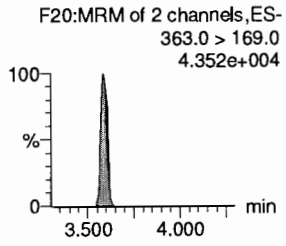


**ADONA**

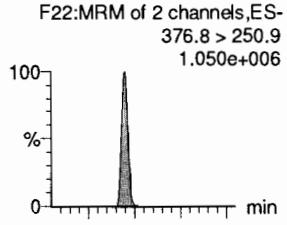


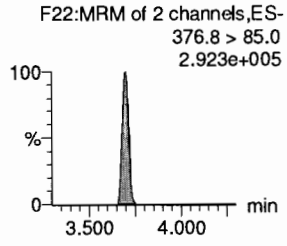


**13C2-PFHxA**




**13C3-PFBS**

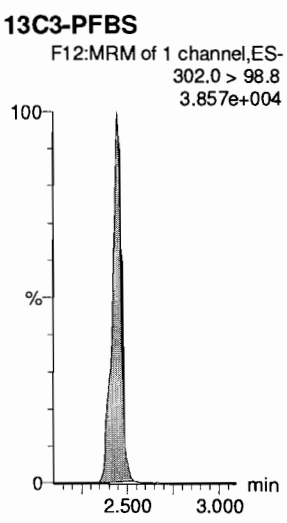


**13C3-HFPO-DA**

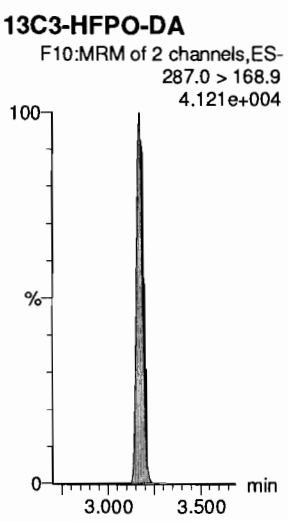


**13C4-PFHpA**

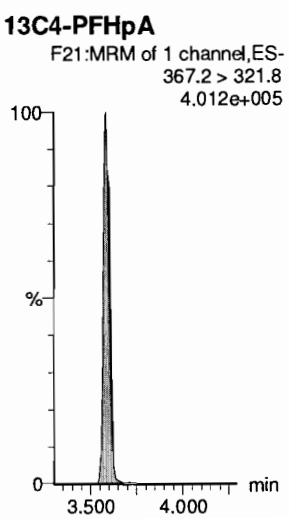


**13C4-PFHpA**

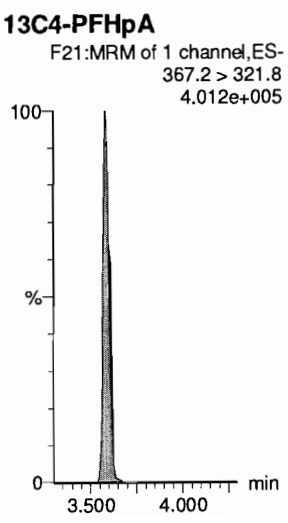


**13C4-PFHpA**

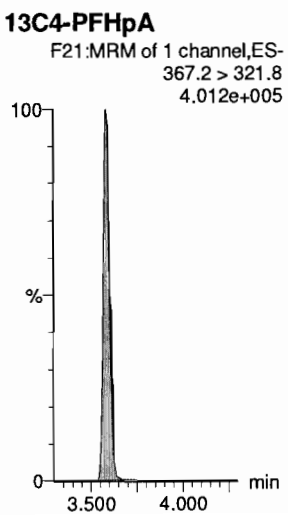

Dataset: F:\Projects\PFAS.PRO\Results\190722M1\190722M1-CRV.qld

Last Altered: Monday, July 22, 2019 13:13:35 Pacific Daylight Time
Printed: Monday, July 22, 2019 13:14:27 Pacific Daylight Time

**Name: 190722M1_9, Date: 22-Jul-2019, Time: 11:19:37, ID: ST190722M1-6 PFC CS3 19G1106, Description: PFC CS3 19G1106**

**L-PFHxS**

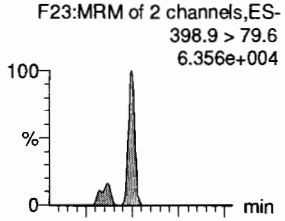


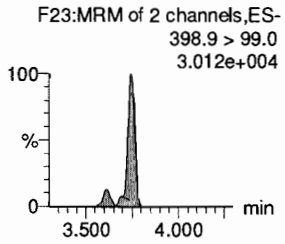


**6:2 FTS**

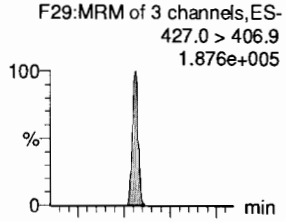


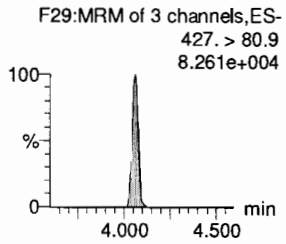


**L-PFOA**

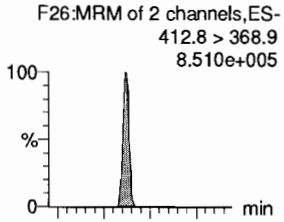


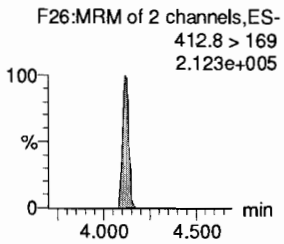


**PFEChS**

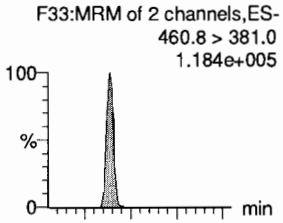


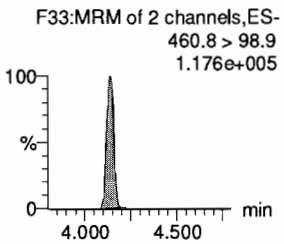


**PFHpS**

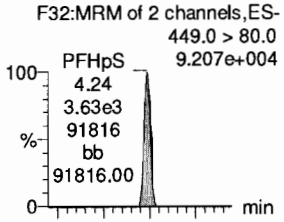


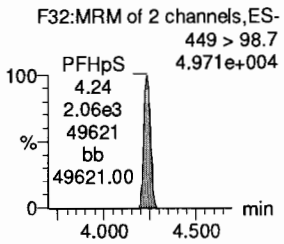


**7:3 FTCA**

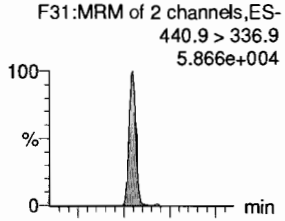


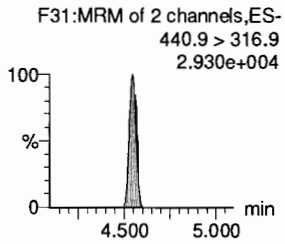


**13C3-PFHxS**

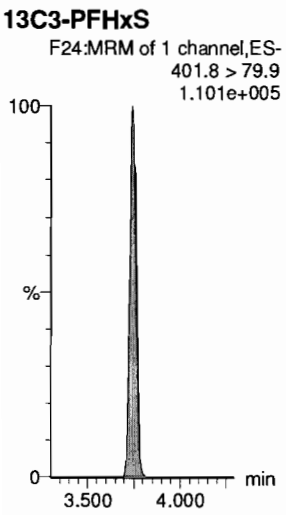


**13C2-6:2 FTS**

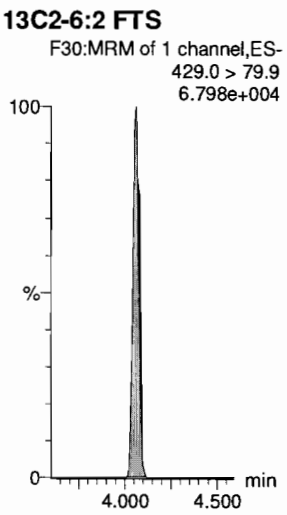


**13C2-PFOA**

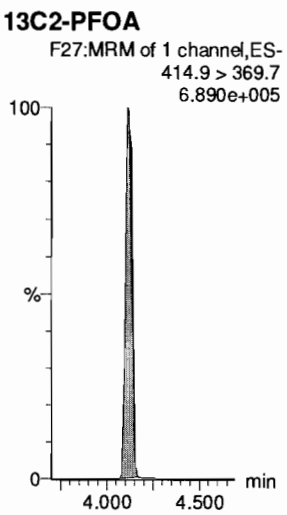


**13C2-PFOA**

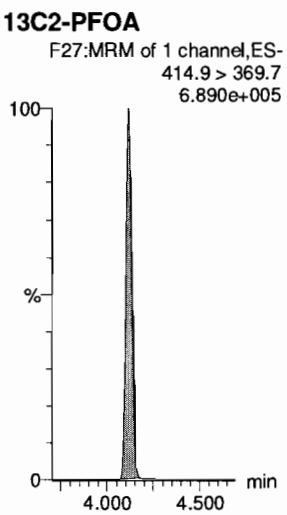


**13C8-PFOS**

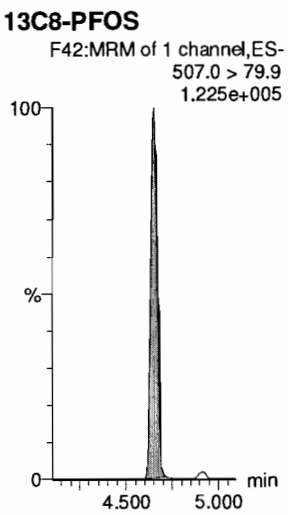


**13C5-PFNA**

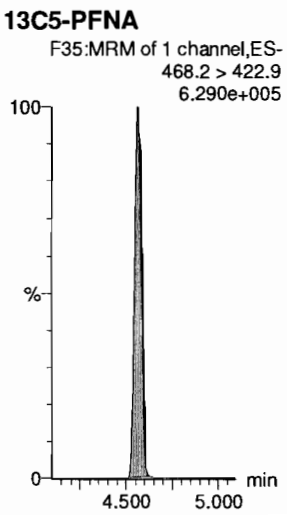

Dataset: F:\Projects\PFAS.PRO\Results\190722M1\190722M1-CRV.qld

Last Altered: Monday, July 22, 2019 13:13:35 Pacific Daylight Time
Printed: Monday, July 22, 2019 13:14:27 Pacific Daylight Time

**Name: 190722M1_9, Date: 22-Jul-2019, Time: 11:19:37, ID: ST190722M1-6 PFC CS3 19G1106, Description: PFC CS3 19G1106**

**PFNA**

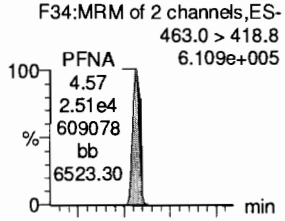


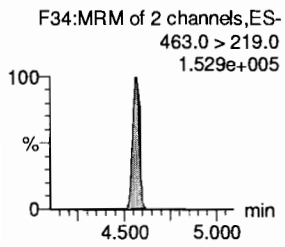


**PFOSA**

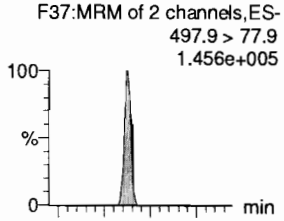


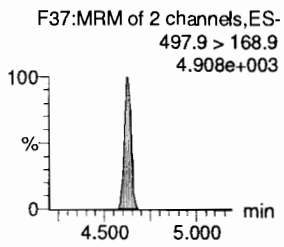


**L-PFOS**

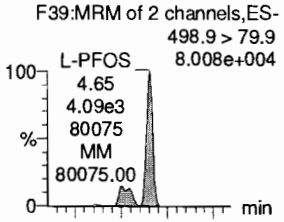


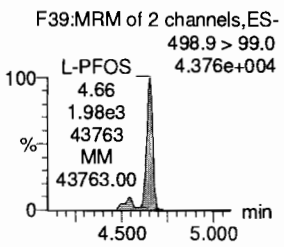


**9Cl-PF30NS**

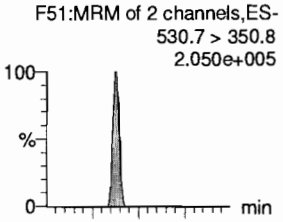


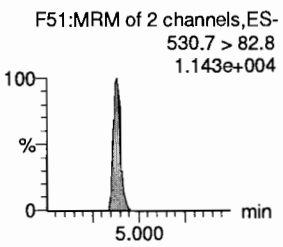


**PFDA**

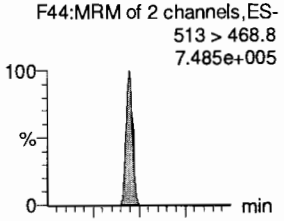


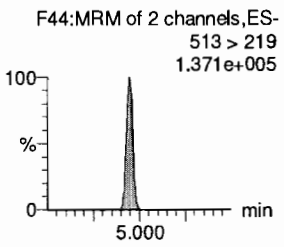


**8:2 FTS**

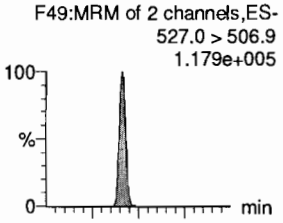


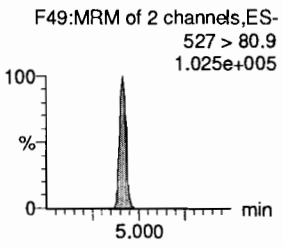


**13C5-PFNA**

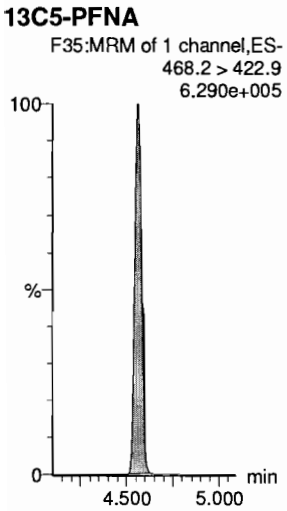


**13C8-PFOSA**

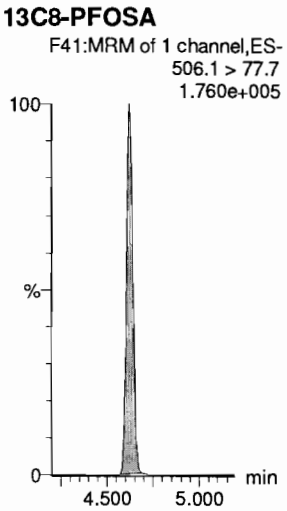


**13C8-PFOS**

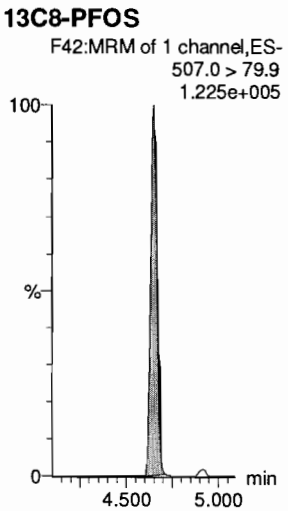


**13C8-PFOS**




**13C2-PFDA**

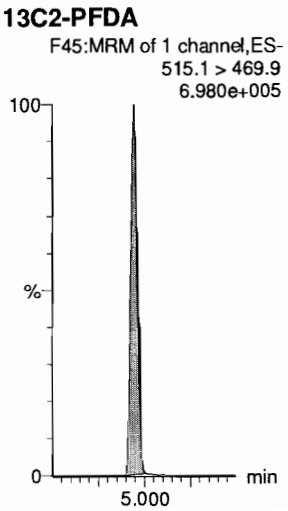


**13C2-8:2 FTS**

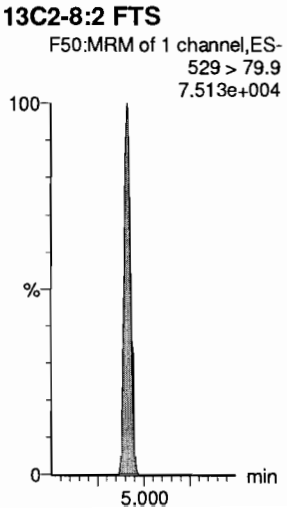

Dataset: F:\Projects\PFAS.PRO\Results\190722M1\190722M1-CRV.qld

Last Altered: Monday, July 22, 2019 13:13:35 Pacific Daylight Time
Printed: Monday, July 22, 2019 13:14:27 Pacific Daylight Time

**Name: 190722M1_9, Date: 22-Jul-2019, Time: 11:19:37, ID: ST190722M1-6 PFC CS3 19G1106, Description: PFC CS3 19G1106**

**PFNS**
F53:MRM of 2 channels,ES-
549.1 > 80.1
7.470e+004

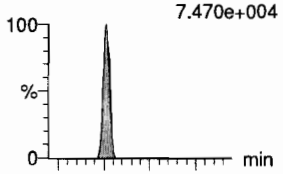

F53:MRM of 2 channels,ES-
549.1 > 99.1
4.379e+004

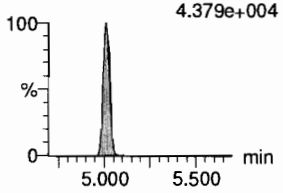

**L-MeFOSAA**
F56:MRM of 2 channels,ES-
570 > 419
2.742e+005

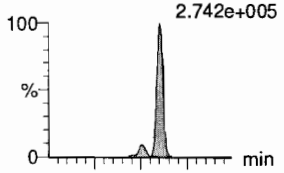

F56:MRM of 2 channels,ES-
570. > 512
9.725e+004

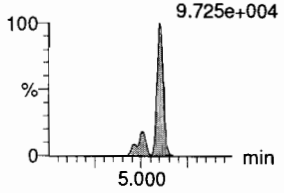

**L-EtFOSAA**
F59:MRM of 2 channels,ES-
584.1 > 419
2.247e+005

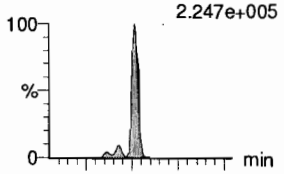

F59:MRM of 2 channels,ES-
584.1 > 526
1.445e+005

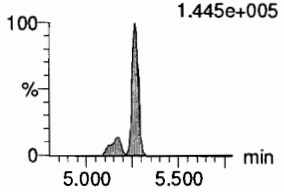

**PFUdA**
F54:MRM of 2 channels,ES-
563.0 > 518.9
7.432e+005

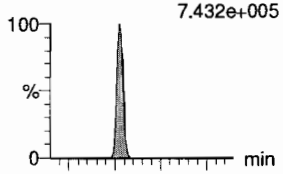

F54:MRM of 2 channels,ES-
563.0 > 269
7.861e+004

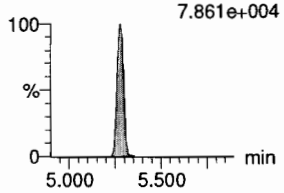

**PFDS**
F61:MRM of 2 channels,ES-
598.8 > 79.9
1.172e+005

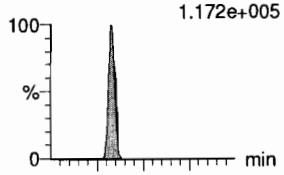

F61:MRM of 2 channels,ES-
598.8 > 98.9
5.663e+004

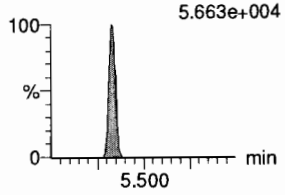

**11Cl-PF30UdS**
F68:MRM of 2 channels,ES-
632.6 > 452.7
4.053e+004

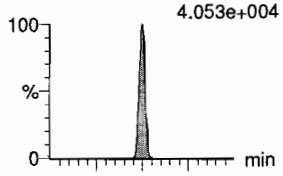

F68:MRM of 2 channels,ES-
632.6 > 450.7
1.018e+004

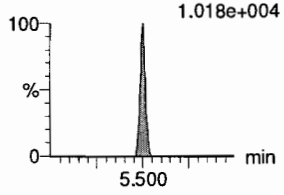

**13C8-PFOS**
F42:MRM of 1 channel,ES-
507.0 > 79.9
1.225e+005

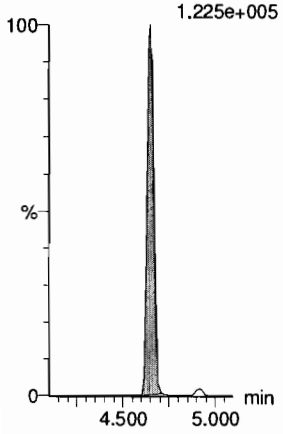

**d3-N-MeFOSAA**
F58:MRM of 1 channel,ES-
573.3 > 419
1.725e+005

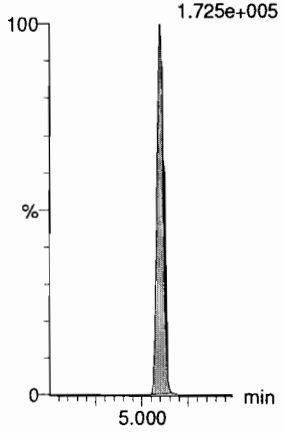

**d5-N-EtFOSAA**
F60:MRM of 1 channel,ES-
589.3 > 419
2.420e+005

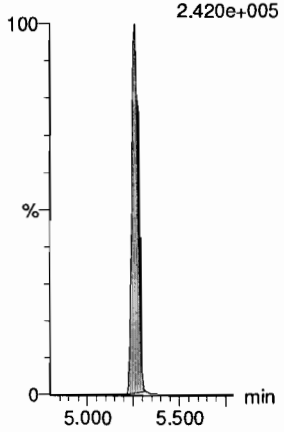

**13C2-PFUdA**
F55:MRM of 1 channel,ES-
565 > 519.8
9.761e+005

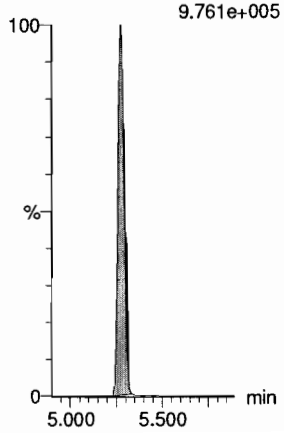

**13C2-8:2 FTS**
F50:MRM of 1 channel,ES-
529 > 79.9
7.513e+004

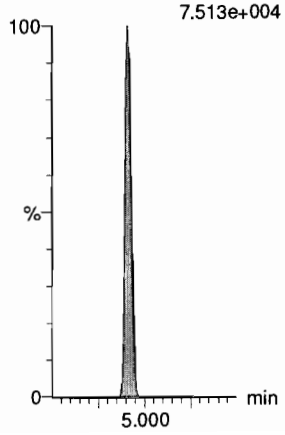

**13C2-PFDoA**
F63:MRM of 1 channel,ES-
614.7 > 569.7
1.005e+006

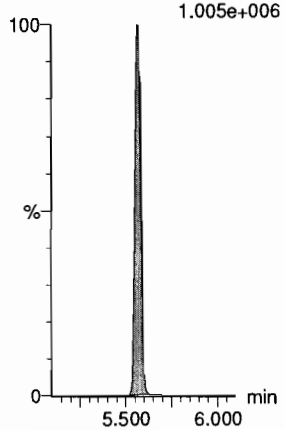

Dataset: F:\Projects\PFAS.PRO\Results\190722M1\190722M1-CRV.qld

Last Altered: Monday, July 22, 2019 13:13:35 Pacific Daylight Time
Printed: Monday, July 22, 2019 13:14:27 Pacific Daylight Time

**Name: 190722M1_9, Date: 22-Jul-2019, Time: 11:19:37, ID: ST190722M1-6 PFC CS3 19G1106, Description: PFC CS3 19G1106**

**10:2 FTS**
F66:MRM of 2 channels,ES-
627.0 > 606.9
1.606e+005

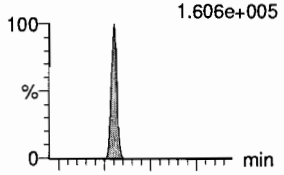

F66:MRM of 2 channels,ES-
627.0 > 80.9
1.018e+005

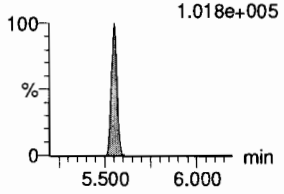

**PFDoA**
F62:MRM of 4 channels,ES-
612.9 > 569.0
9.034e+005

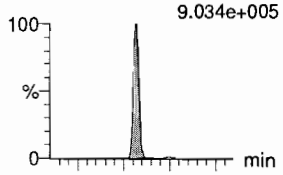

F62:MRM of 4 channels,ES-
612.9 > 318.8
1.043e+005

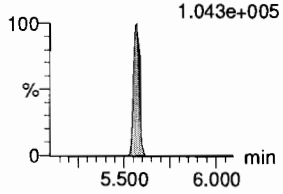

**N-MeFOSA**
F43:MRM of 2 channels,ES-
512.1 > 168.9
1.785e+005

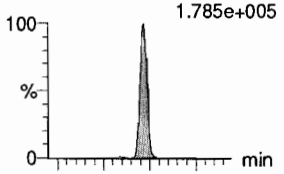

F43:MRM of 2 channels,ES-
512.1 > 219
1.136e+005

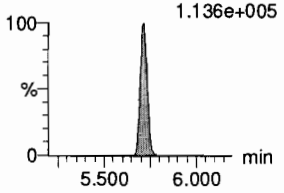

**PFTrDA**
F70:MRM of 2 channels,ES-
662.9 > 618.9
9.021e+005

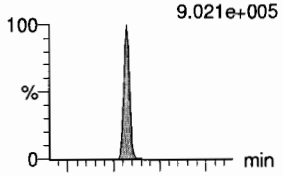

F70:MRM of 2 channels,ES-
662.9 > 319
4.762e+004

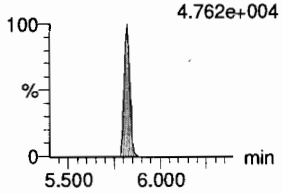

**PFDoS**
F71:MRM of 2 channels,ES-
698.8 > 79.9
9.069e+004

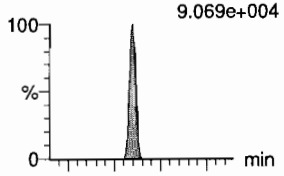

F71:MRM of 2 channels,ES-
698.8 > 98.9
4.840e+004

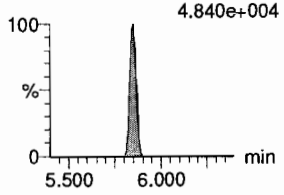

**PFTeDA**
F72:MRM of 2 channels,ES-
713.0 > 669.0
8.475e+005

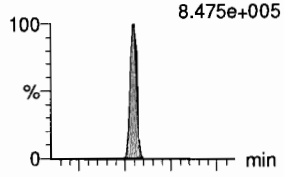

F72:MRM of 2 channels,ES-
713. > 369.0
5.855e+004

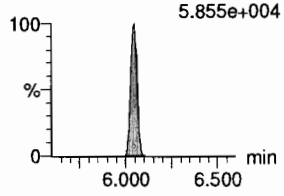

**13C2-8:2 FTS**
F50:MRM of 1 channel,ES-
529 > 79.9
7.513e+004

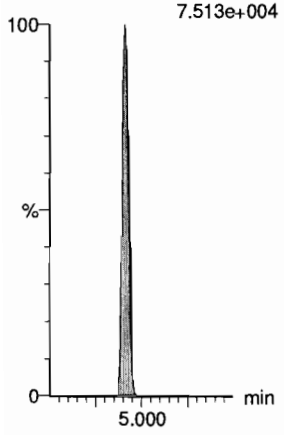

**13C2-PFDoA**
F63:MRM of 1 channel,ES-
614.7 > 569.7
1.005e+006

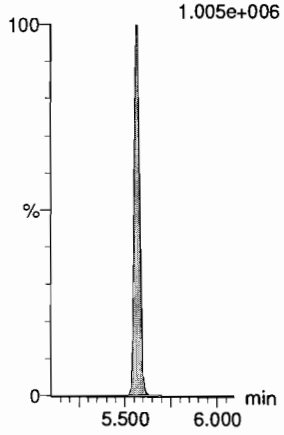

**d3-N-MeFOSA**
F46:MRM of 1 channel,ES-
515.2 > 168.9
4.335e+005

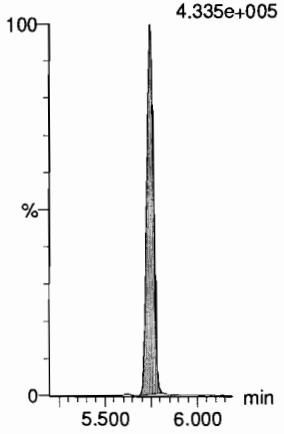

**13C2-PFDoA**
F63:MRM of 1 channel,ES-
614.7 > 569.7
1.005e+006

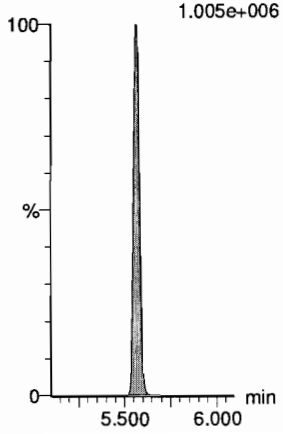

**13C2-PFTeDA**
F73:MRM of 2 channels,ES-
715.1 > 669.7
6.421e+005

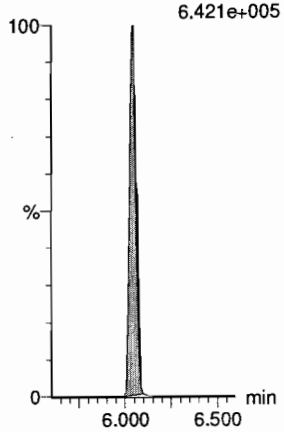

**13C2-PFTeDA**
F73:MRM of 2 channels,ES-
715.1 > 669.7
6.421e+005

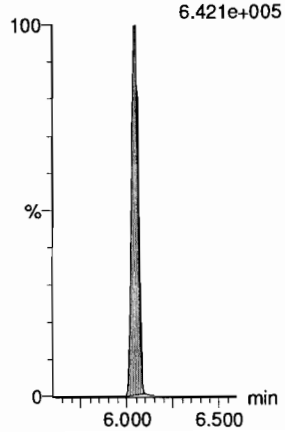

Dataset: F:\Projects\PFAS.PRO\Results\190722M1\190722M1-CRV.qld

Last Altered: Monday, July 22, 2019 13:13:35 Pacific Daylight Time
Printed: Monday, July 22, 2019 13:14:27 Pacific Daylight Time

**Name: 190722M1_9, Date: 22-Jul-2019, Time: 11:19:37, ID: ST190722M1-6 PFC CS3 19G1106, Description: PFC CS3 19G1106**

**N-EtFOSA**

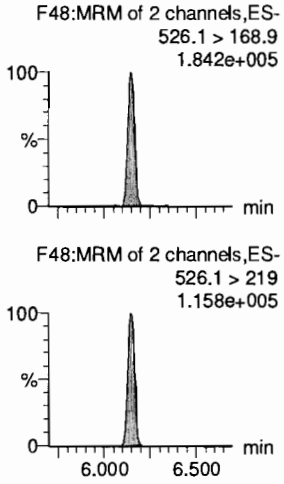


**PFHxDA**

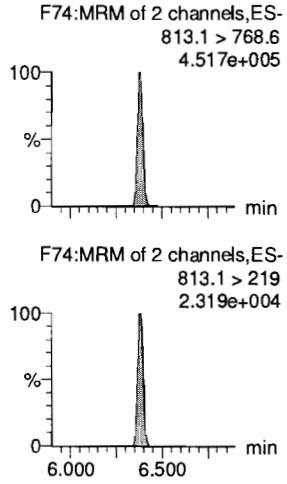


**PFODA**

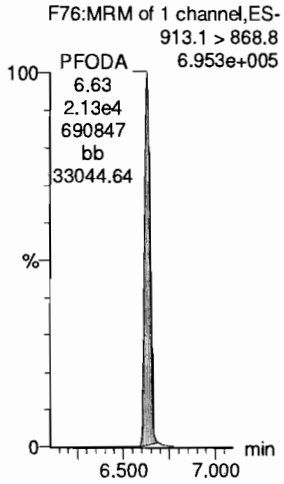


**N-MeFOSE**

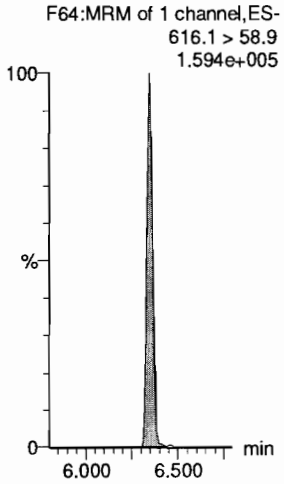


**N-EtFOSE**

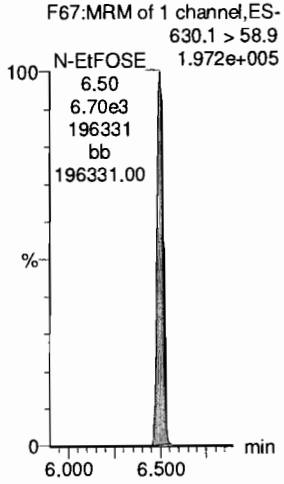


**13C4-PFBA**

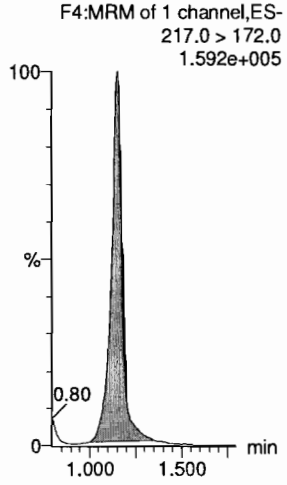


**d5-N-ETFOSA**

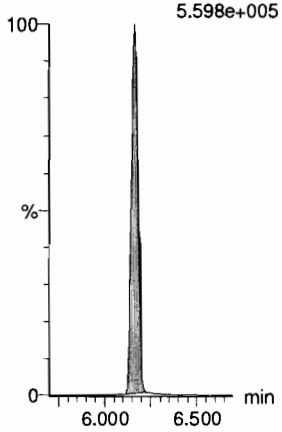


**13C2-PFHxDA**

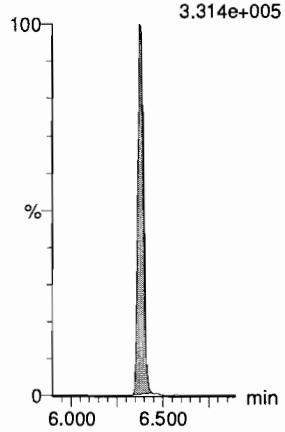


**13C2-PFHxDA**

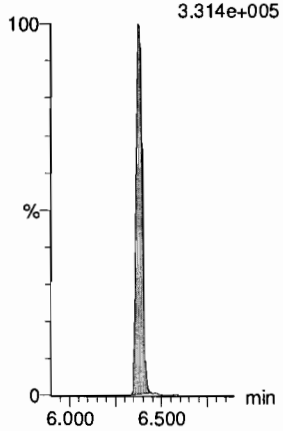


**d7-N-MeFOSE**

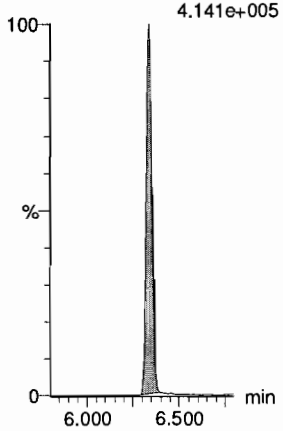


**d9-N-EtFOSE**

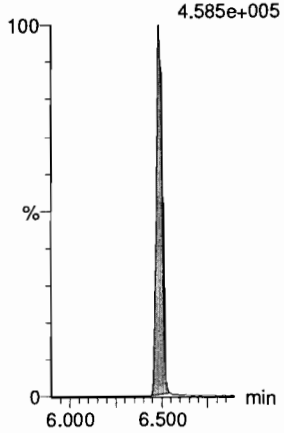


**13C5-PFHxA**

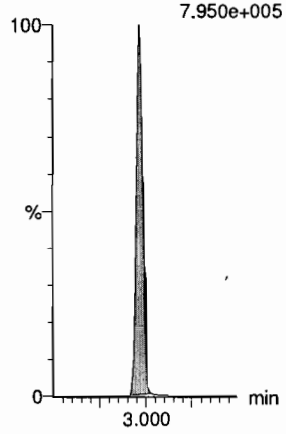

Dataset: F:\Projects\PFAS.PRO\Results\190722M1\190722M1-CRV.qld

Last Altered: Monday, July 22, 2019 13:13:35 Pacific Daylight Time
Printed: Monday, July 22, 2019 13:14:27 Pacific Daylight Time

**Name: 190722M1_9, Date: 22-Jul-2019, Time: 11:19:37, ID: ST190722M1-6 PFC CS3 19G1106, Description: PFC CS3 19G1106**

**13C8-PFOA**

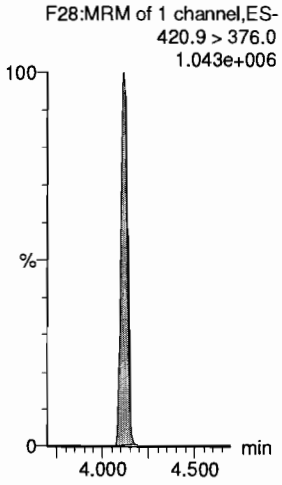


**18O2-PFHxS**

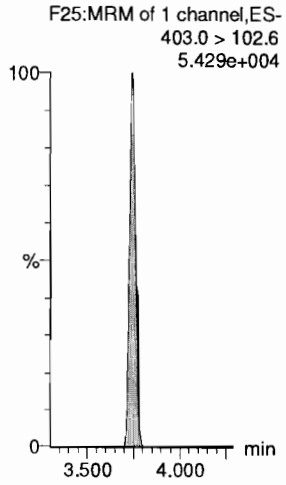


**13C9-PFNA**

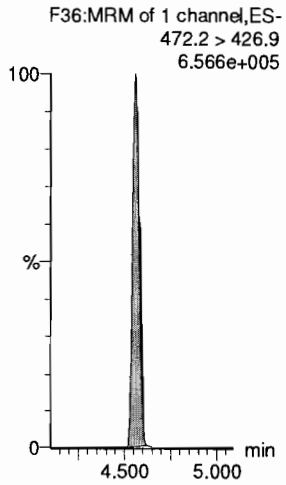


**13C4-PFOS**

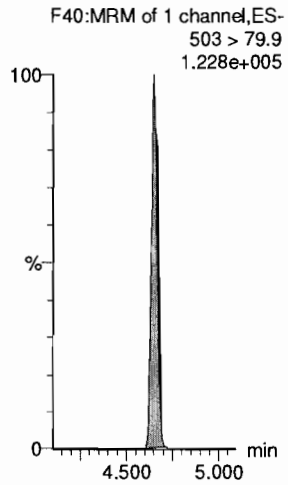


**13C6-PFDA**

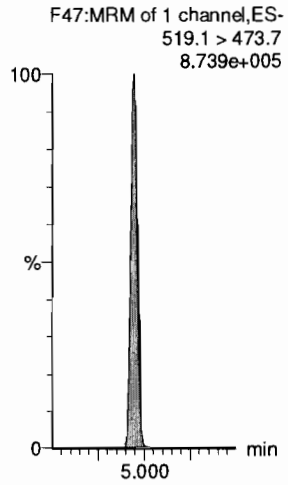


**13C7-PFUdA**

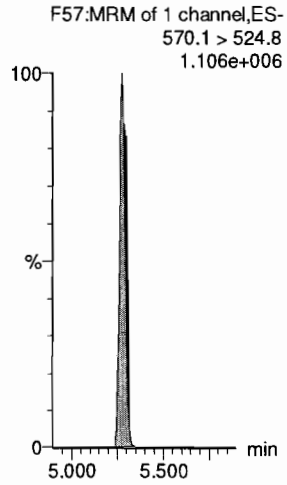

Dataset: F:\Projects\PFAS.PRO\Results\190722M1\190722M1-CRV.qld

Last Altered: Monday, July 22, 2019 13:13:35 Pacific Daylight Time
Printed: Monday, July 22, 2019 13:14:27 Pacific Daylight Time

**Name: 190722M1_10, Date: 22-Jul-2019, Time: 11:30:15, ID: ST190722M1-7 PFC CS4 19G1107, Description: PFC CS4 19G1107**

**PFBA**
F2:MRM of 1 channel,ES-
213.0 > 168.8
6.006e+005

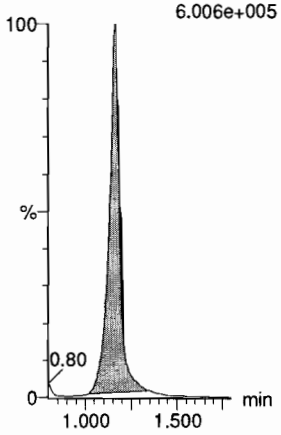


**PFPrS**
F6:MRM of 2 channels,ES-
248.9 > 79.9
1.252e+005

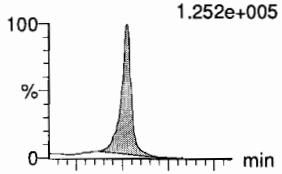


F6:MRM of 2 channels,ES-
248.9 > 98.9
5.240e+004

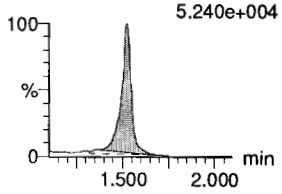


**3:3 FTCA**
F5:MRM of 2 channels,ES-
240.9 > 176.9
3.479e+004

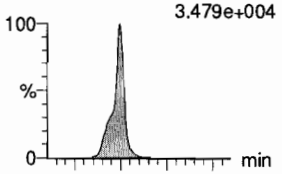


F5:MRM of 2 channels,ES-
240.9 > 116.9
1.657e+004

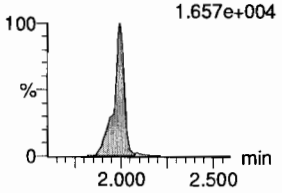


**PFPeA**
F7:MRM of 1 channel,ES-
263.1 > 218.9
9.535e+005

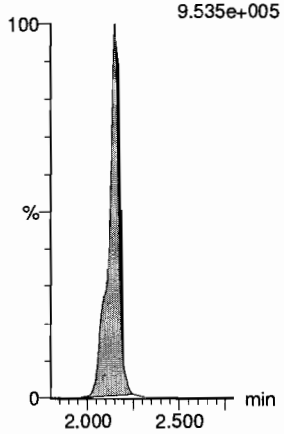


**PFBS**
F11:MRM of 2 channels,ES-
299.0 > 79.7
3.492e+005

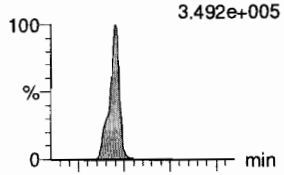


F11:MRM of 2 channels,ES-
299.0 > 99.0
1.170e+005

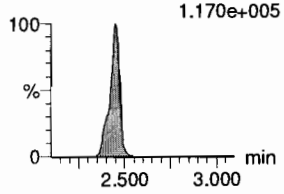


**4:2 FTS**
F16:MRM of 2 channels,ES-
327.0 > 306.9
7.698e+005

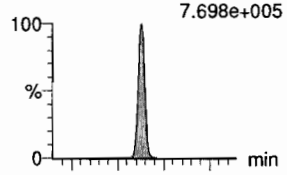


F16:MRM of 2 channels,ES-
327.0 > 80.9
4.423e+005

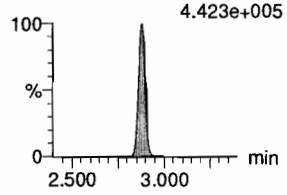


**13C3-PFBA**
F3:MRM of 1 channel,ES-
216.1 > 171.8
1.189e+005

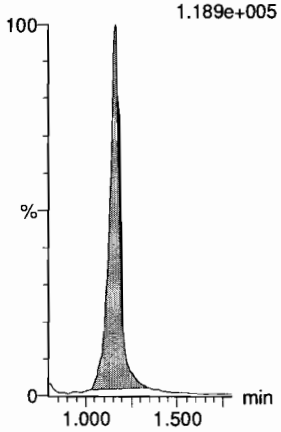


**13C3-PFBS**
F12:MRM of 1 channel,ES-
302.0 > 98.8
3.820e+004

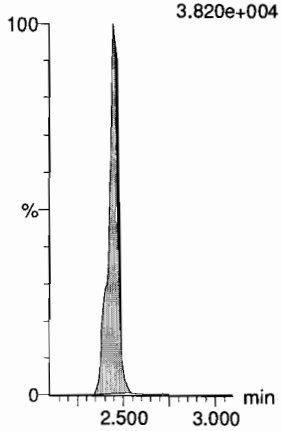


**13C3-PFPeA**
F8:MRM of 1 channel,ES-
266.0 > 221.8
2.523e+005

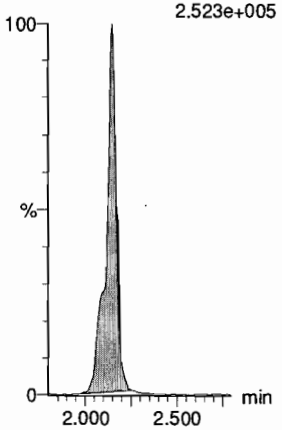


**13C3-PFPeA**
F8:MRM of 1 channel,ES-
266.0 > 221.8
2.523e+005

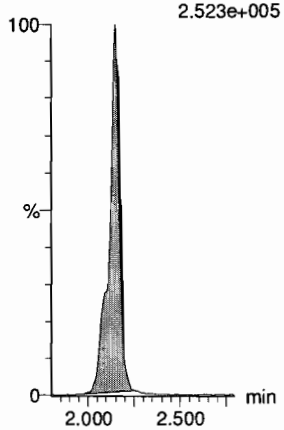


**13C3-PFBS**
F12:MRM of 1 channel,ES-
302.0 > 98.8
3.820e+004

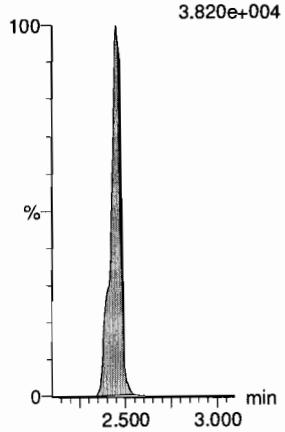


**13C2-4:2 FTS**
F17:MRM of 2 channels,ES-
329.0 > 79.9
7.639e+004

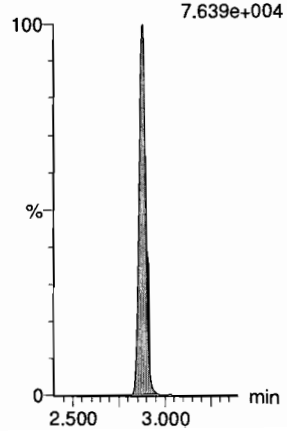

Dataset: F:\Projects\PFAS.PRO\Results\190722M1\190722M1-CRV.qld

Last Altered: Monday, July 22, 2019 13:13:35 Pacific Daylight Time
Printed: Monday, July 22, 2019 13:14:27 Pacific Daylight Time

**Name: 190722M1_10, Date: 22-Jul-2019, Time: 11:30:15, ID: ST190722M1-7 PFC CS4 19G1107, Description: PFC CS4 19G1107**

**PFHxA**
F13:MRM of 2 channels,ES-
313.0 > 269.0
2.969e+006

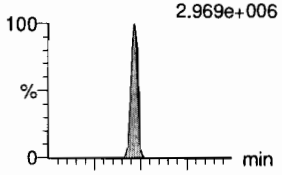


F13:MRM of 2 channels,ES-
313 > 118.9
1.911e+005

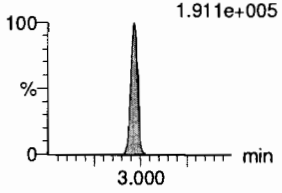


**PFPeS**
F19:MRM of 2 channels,ES-
349.1 > 80.1
3.454e+005

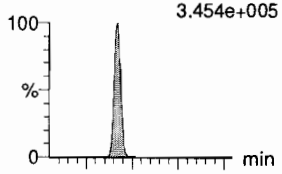


F19:MRM of 2 channels,ES-
349.1 > 99
2.207e+005

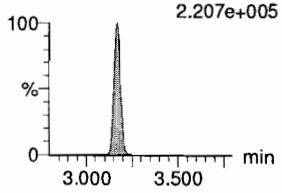


**HFPO-DA**
F9:MRM of 3 channels,ES-
285.1 > 168.9
2.572e+005

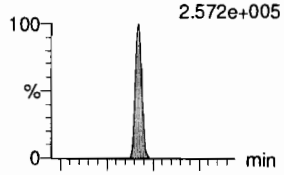


F9:MRM of 3 channels,ES-
285.1 > 184.9
9.692e+004

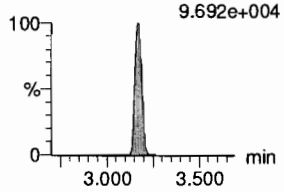


**5:3 FTCA**
F18:MRM of 2 channels,ES-
340.9 > 236.9
3.125e+005

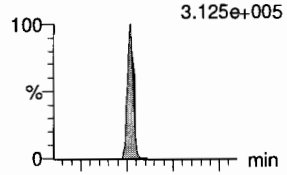


F18:MRM of 2 channels,ES-
340.9 > 216.9
2.069e+005

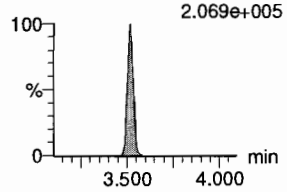


**PFHpA**
F20:MRM of 2 channels,ES-
363.0 > 318.9
2.121e+006

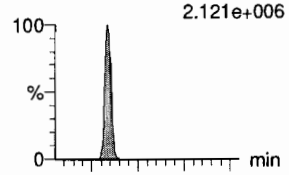


F20:MRM of 2 channels,ES-
363.0 > 169.0
2.209e+005

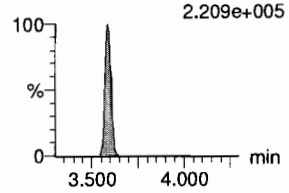


**ADONA**
F22:MRM of 2 channels,ES-
376.8 > 250.9
5.314e+006

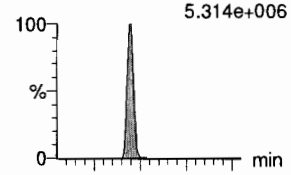


F22:MRM of 2 channels,ES-
376.8 > 85.0
1.496e+006

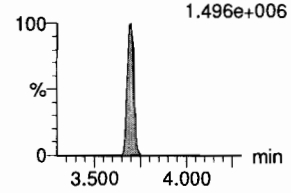


**13C2-PFHxA**
F14:MRM of 1 channel,ES-
315.0 > 270.0
3.037e+005

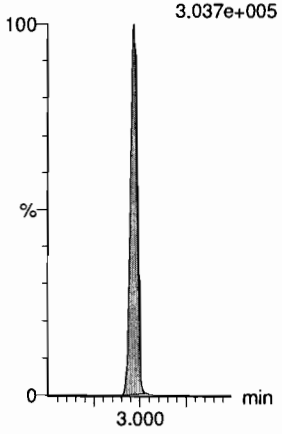


**13C3-PFBS**
F12:MRM of 1 channel,ES-
302.0 > 98.8
3.820e+004

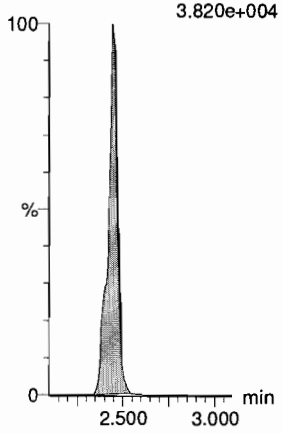


**13C3-HFPO-DA**
F10:MRM of 2 channels,ES-
287.0 > 168.9
3.345e+004

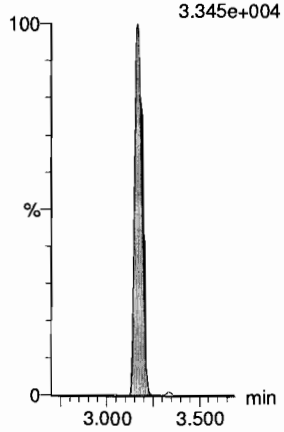


**13C4-PFHpA**
F21:MRM of 1 channel,ES-
367.2 > 321.8
4.066e+005

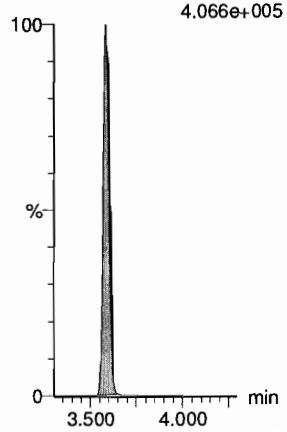


**13C4-PFHpA**
F21:MRM of 1 channel,ES-
367.2 > 321.8
4.066e+005

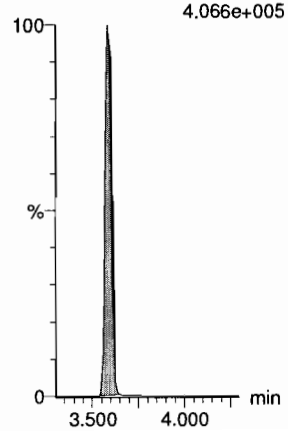


**13C4-PFHpA**
F21:MRM of 1 channel,ES-
367.2 > 321.8
4.066e+005

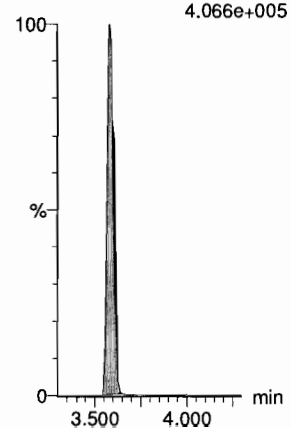

Dataset: F:\Projects\PFAS.PRO\Results\190722M1\190722M1-CRV.qld

Last Altered: Monday, July 22, 2019 13:13:35 Pacific Daylight Time
Printed: Monday, July 22, 2019 13:14:27 Pacific Daylight Time

**Name: 190722M1_10, Date: 22-Jul-2019, Time: 11:30:15, ID: ST190722M1-7 PFC CS4 19G1107, Description: PFC CS4 19G1107**

**L-PFHxS**

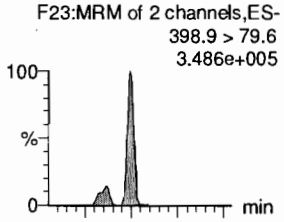


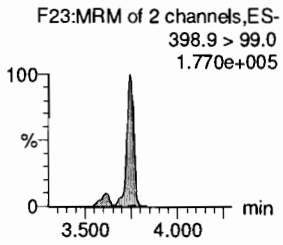


**6:2 FTS**

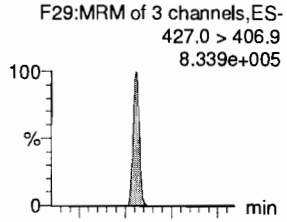


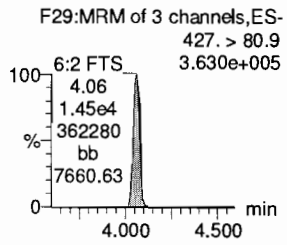


**L-PFOA**

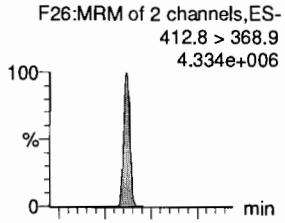


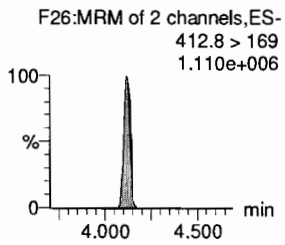


**PFEChS**

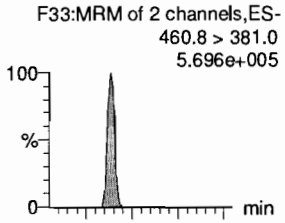


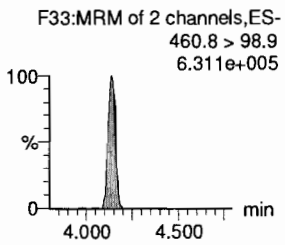


**PFHpS**

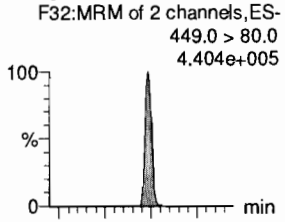


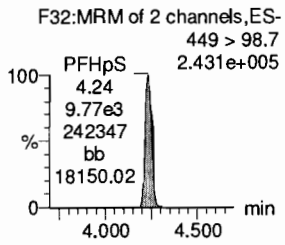


**7:3 FTCA**

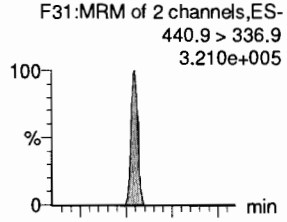


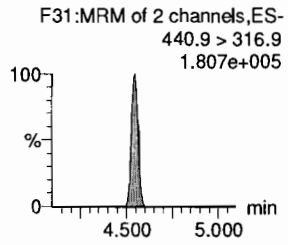


**13C3-PFHxS**

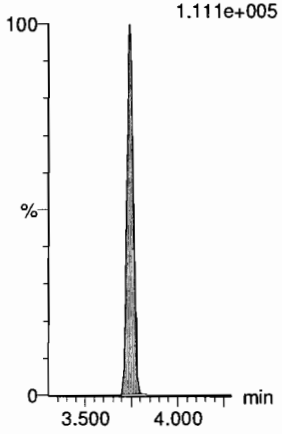


**13C2-6:2 FTS**

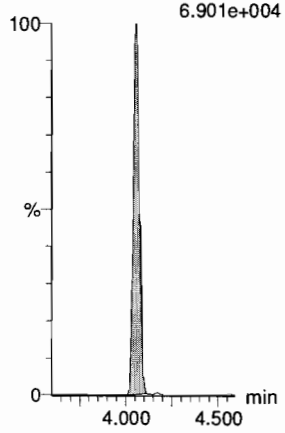


**13C2-PFOA**

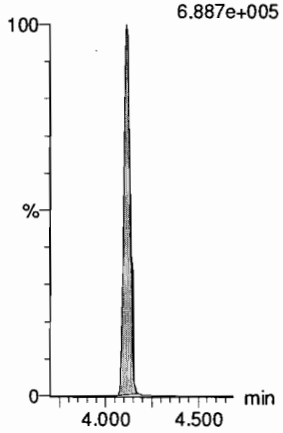


**13C2-PFOA**

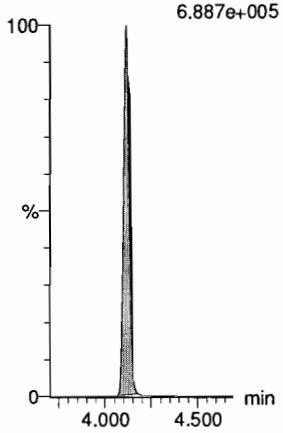


**13C8-PFOS**




**13C5-PFNA**

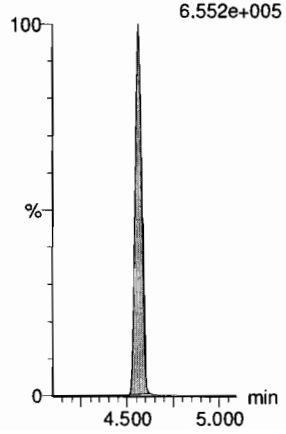

Dataset: F:\Projects\PFAS.PRO\Results\190722M1\190722M1-CRV.qld

Last Altered: Monday, July 22, 2019 13:13:35 Pacific Daylight Time
Printed: Monday, July 22, 2019 13:14:27 Pacific Daylight Time

**Name: 190722M1_10, Date: 22-Jul-2019, Time: 11:30:15, ID: ST190722M1-7 PFC CS4 19G1107, Description: PFC CS4 19G1107**

**PFNA**

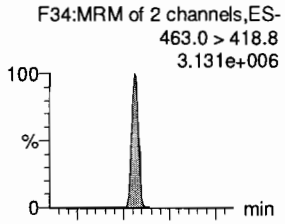


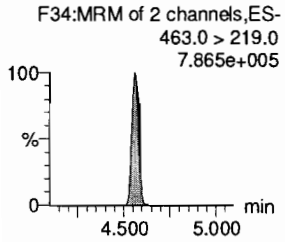


**PFOSA**

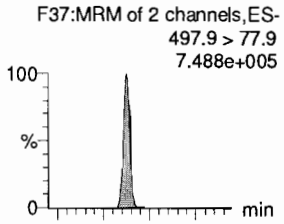


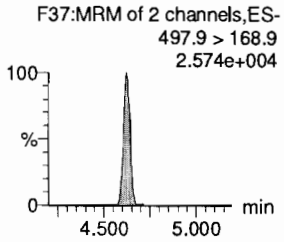


**L-PFOS**

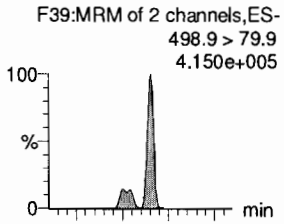


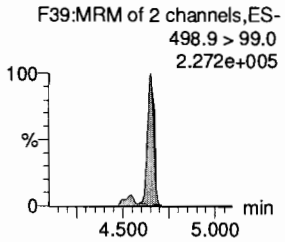


**9Cl-PF30NS**

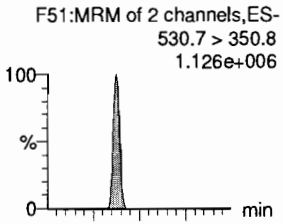


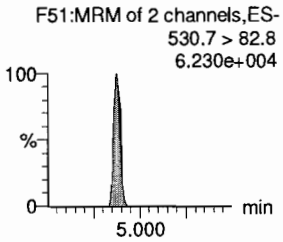


**PFDA**

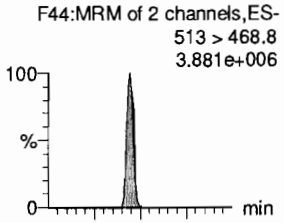


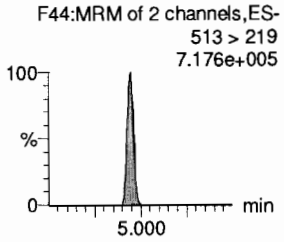


**8:2 FTS**

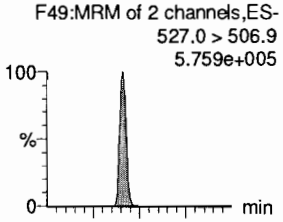


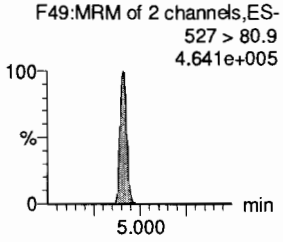


**13C5-PFNA**

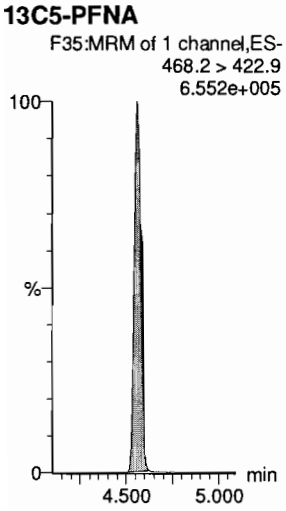


**13C8-PFOSA**

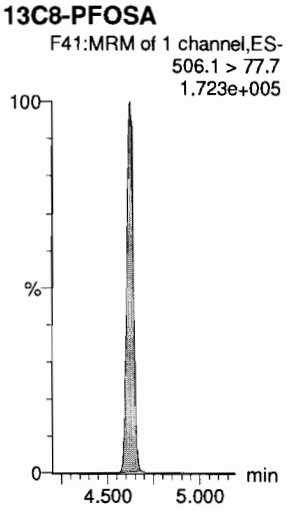


**13C8-PFOS**




**13C8-PFOS**

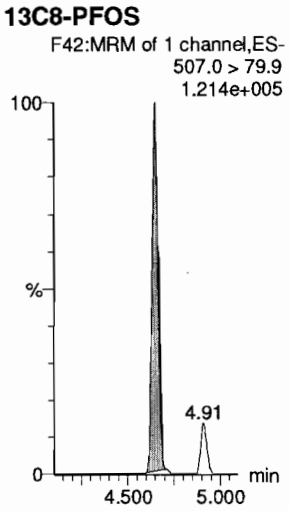


**13C2-PFDA**

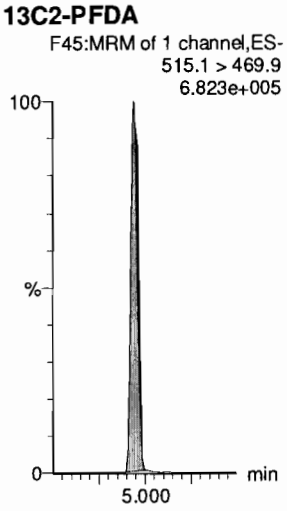


**13C2-8:2 FTS**

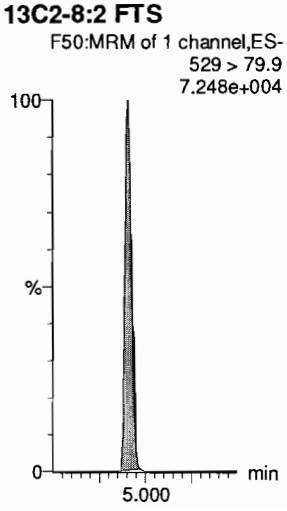

Dataset: F:\Projects\PFAS.PRO\Results\190722M1\190722M1-CRV.qld

Last Altered: Monday, July 22, 2019 13:13:35 Pacific Daylight Time
Printed: Monday, July 22, 2019 13:14:27 Pacific Daylight Time

**Name: 190722M1_10, Date: 22-Jul-2019, Time: 11:30:15, ID: ST190722M1-7 PFC CS4 19G1107, Description: PFC CS4 19G1107**

**PFNS**
F53:MRM of 2 channels,ES-
549.1 > 80.1
3.801e+005

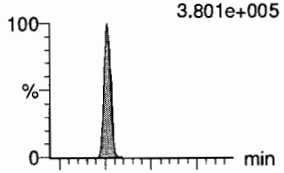


F53:MRM of 2 channels,ES-
549.1 > 99.1
2.264e+005

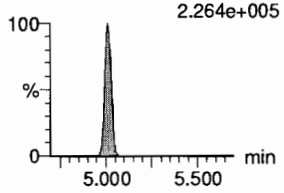


**L-MeFOSAA**
F56:MRM of 2 channels,ES-
570 > 419
1.358e+006

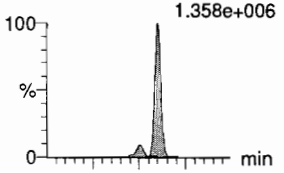


F56:MRM of 2 channels,ES-
570. > 512
5.054e+005

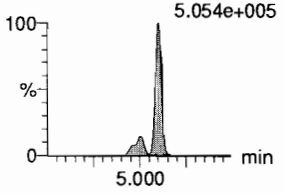


**L-EtFOSAA**
F59:MRM of 2 channels,ES-
584.1 > 419
1.096e+006

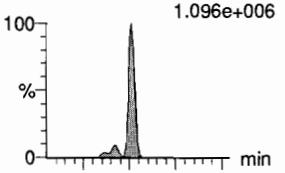


F59:MRM of 2 channels,ES-
584.1 > 526
7.023e+005

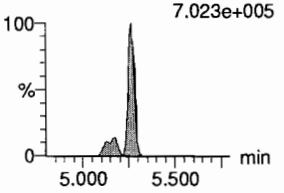


**PFUdA**
F54:MRM of 2 channels,ES-
563.0 > 518.9
3.787e+006

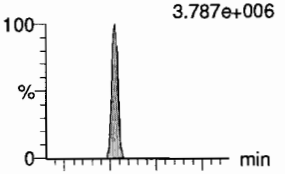


F54:MRM of 2 channels,ES-
563.0 > 269
4.300e+005

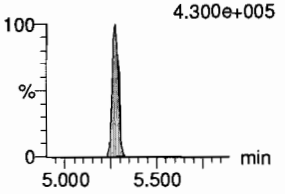


**PFDS**
F61:MRM of 2 channels,ES-
598.8 > 79.9
5.373e+005

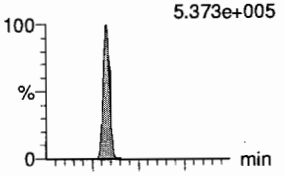


F61:MRM of 2 channels,ES-
598.8 > 98.9
3.142e+005

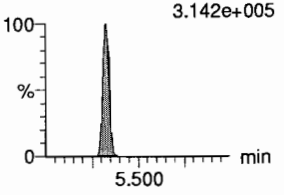


**11Cl-PF30UdS**
F68:MRM of 2 channels,ES-
632.6 > 452.7
2.176e+005

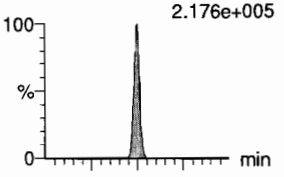


F68:MRM of 2 channels,ES-
632.6 > 450.7
4.537e+004

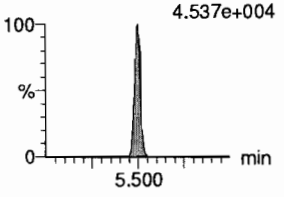


**13C8-PFOS**
F42:MRM of 1 channel,ES-
507.0 > 79.9
1.214e+005




**d3-N-MeFOSAA**
F58:MRM of 1 channel,ES-
573.3 > 419
1.833e+005




**d5-N-EtFOSAA**
F60:MRM of 1 channel,ES-
589.3 > 419
2.512e+005

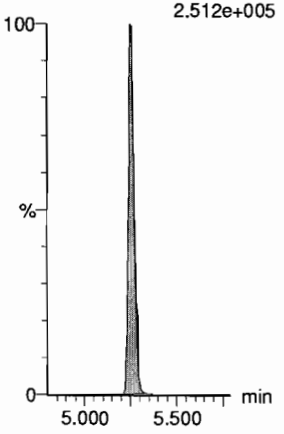


**13C2-PFUdA**
F55:MRM of 1 channel,ES-
565 > 519.8
1.000e+006

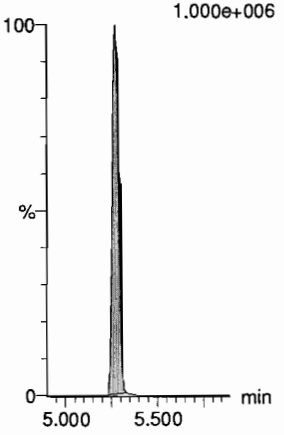


**13C2-8:2 FTS**
F50:MRM of 1 channel,ES-
529 > 79.9
7.248e+004

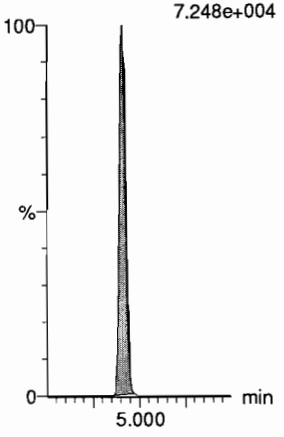


**13C2-PFDoA**
F63:MRM of 1 channel,ES-
614.7 > 569.7
1.024e+006

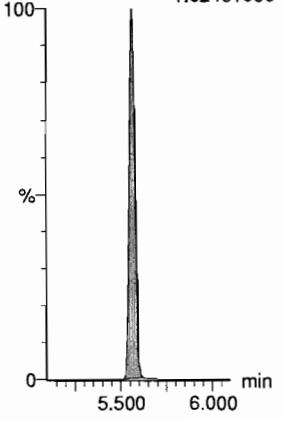

Dataset: F:\Projects\PFAS.PRO\Results\190722M1\190722M1-CRV.qld

Last Altered: Monday, July 22, 2019 13:13:35 Pacific Daylight Time
Printed: Monday, July 22, 2019 13:14:27 Pacific Daylight Time

**Name: 190722M1_10, Date: 22-Jul-2019, Time: 11:30:15, ID: ST190722M1-7 PFC CS4 19G1107, Description: PFC CS4 19G1107**

**10:2 FTS**

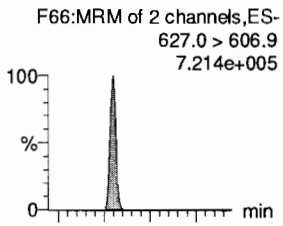


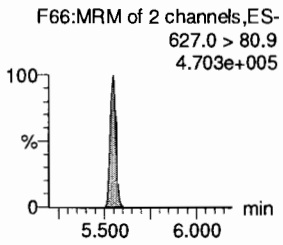


**PFDoA**

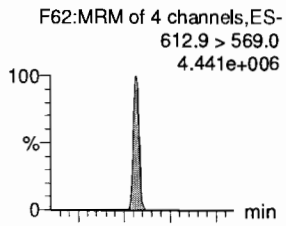


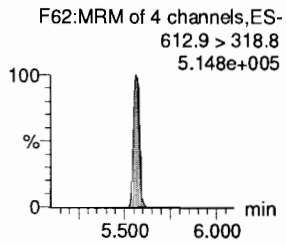


**N-MeFOSA**

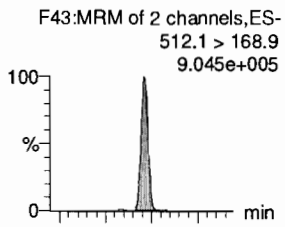


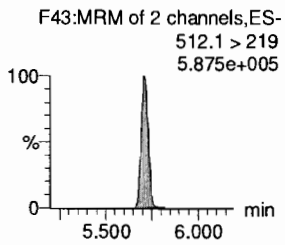


**PFTrDA**

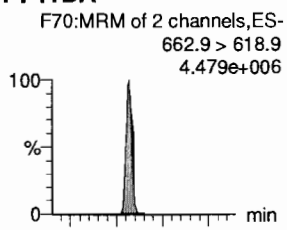


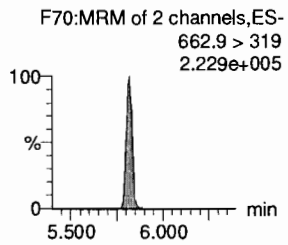


**PFDoS**

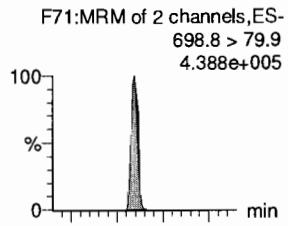


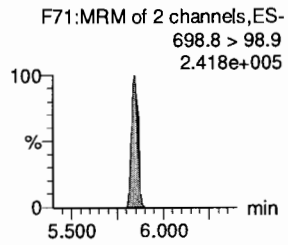


**PFTeDA**

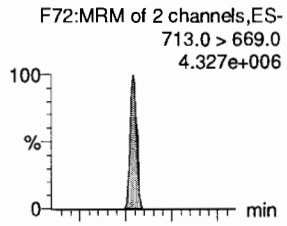


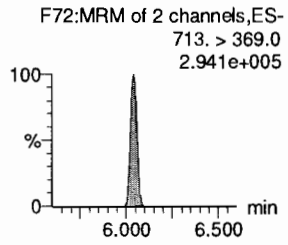


**13C2-8:2 FTS**

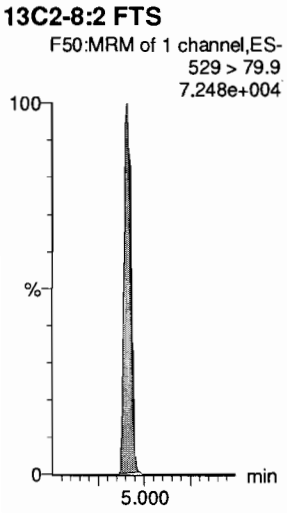


**13C2-PFDoA**

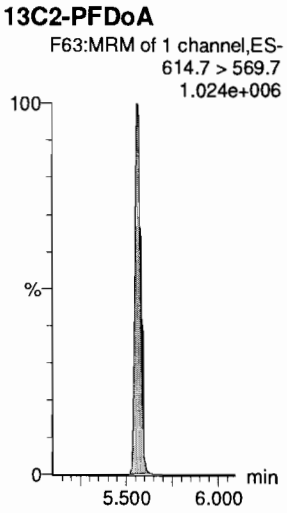


**d3-N-MeFOSA**




**13C2-PFDoA**

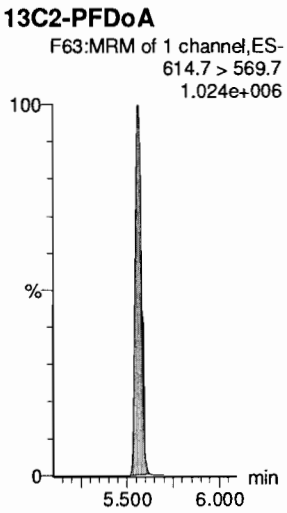


**13C2-PFTeDA**

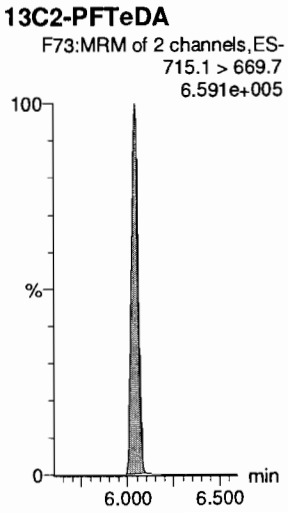


**13C2-PFTeDA**

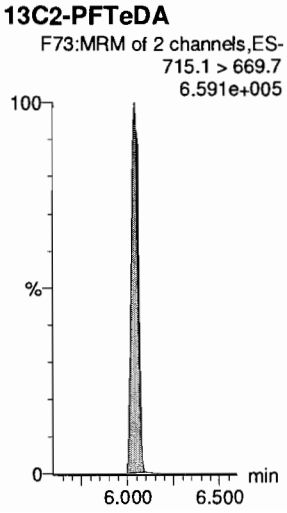

Dataset: F:\Projects\PFAS.PRO\Results\190722M1\190722M1-CRV.qld

Last Altered: Monday, July 22, 2019 13:13:35 Pacific Daylight Time
Printed: Monday, July 22, 2019 13:14:27 Pacific Daylight Time

**Name: 190722M1_10, Date: 22-Jul-2019, Time: 11:30:15, ID: ST190722M1-7 PFC CS4 19G1107, Description: PFC CS4 19G1107**

**N-EtFOSA**

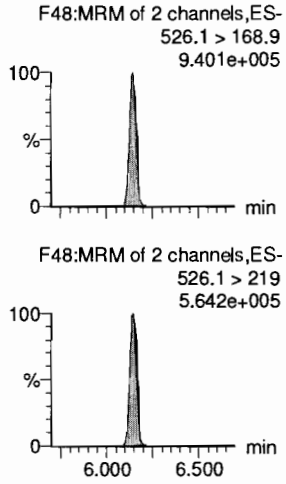


**PFHxDA**

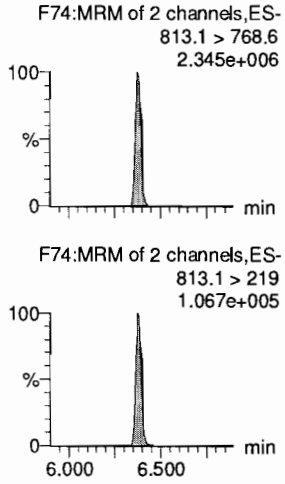


**PFODA**

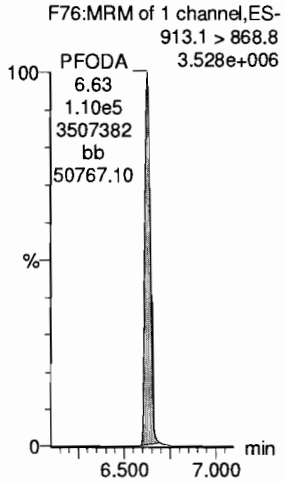


**N-MeFOSE**

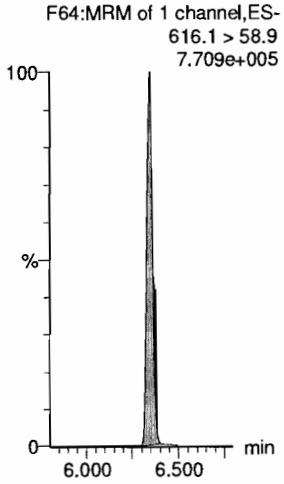


**N-EtFOSE**

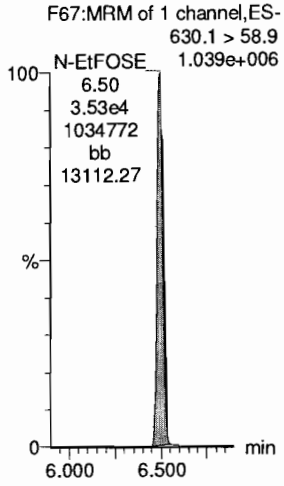


**13C4-PFBA**

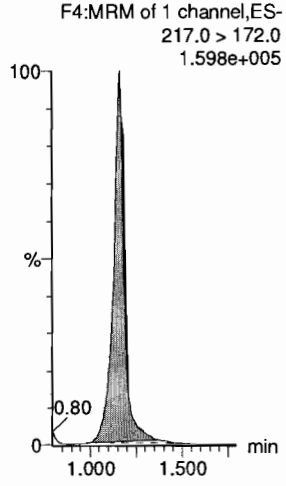


**d5-N-ETFOSA**

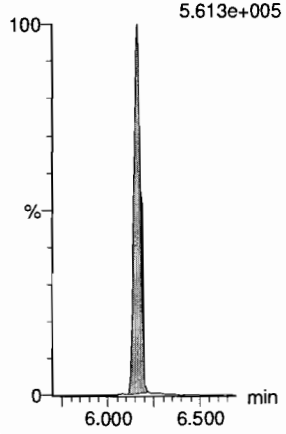


**13C2-PFHxDA**

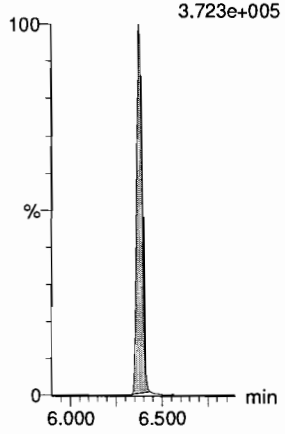


**13C2-PFHxDA**

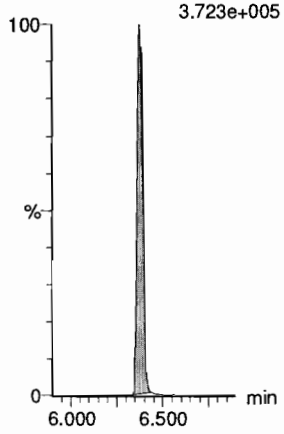


**d7-N-MeFOSE**

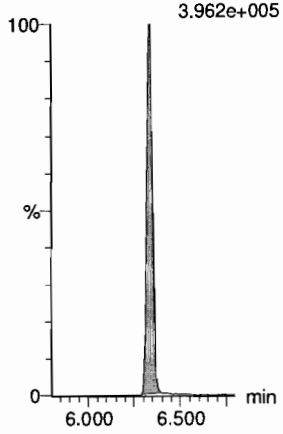


**d9-N-EtFOSE**

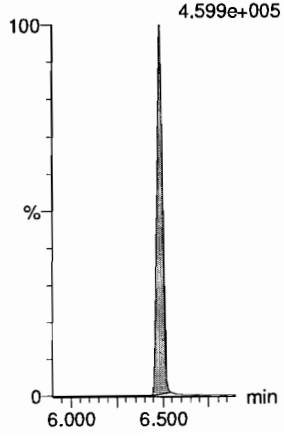


**13C5-PFHxA**

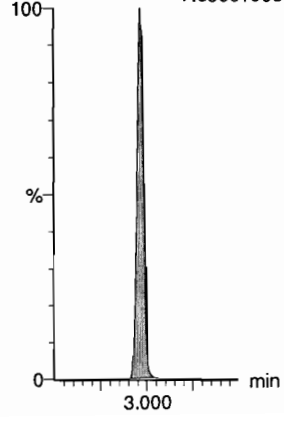

Dataset: F:\Projects\PFAS.PRO\Results\190722M1\190722M1-CRV.qld

Last Altered: Monday, July 22, 2019 13:13:35 Pacific Daylight Time
Printed: Monday, July 22, 2019 13:14:27 Pacific Daylight Time

**Name: 190722M1_10, Date: 22-Jul-2019, Time: 11:30:15, ID: ST190722M1-7 PFC CS4 19G1107, Description: PFC CS4 19G1107**

**13C8-PFOA**

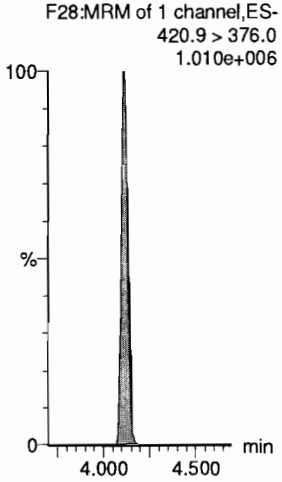


**18O2-PFHxS**

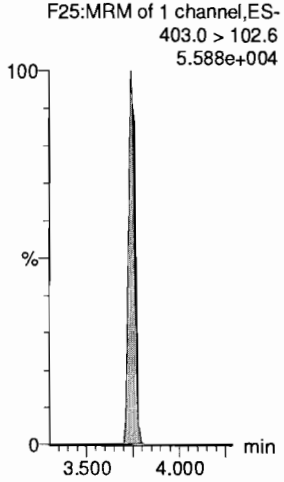


**13C9-PFNA**

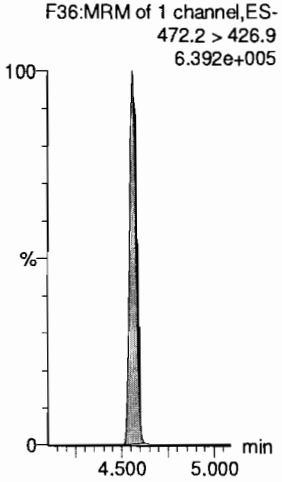


**13C4-PFOS**

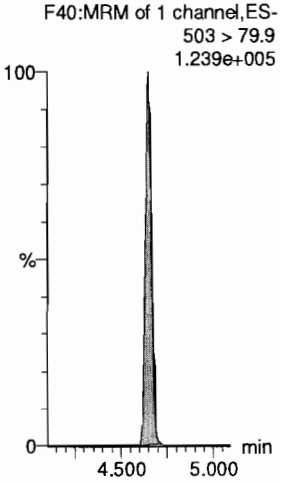


**13C6-PFDA**

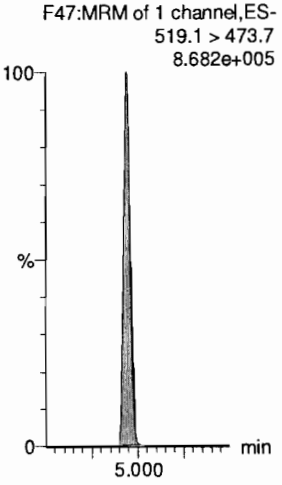


**13C7-PFUdA**

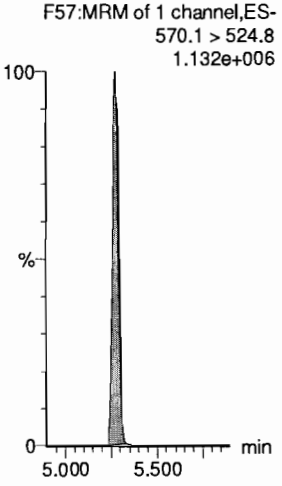

Dataset: F:\Projects\PFAS.PRO\Results\190722M1\190722M1-CRV.qld

Last Altered: Monday, July 22, 2019 13:13:35 Pacific Daylight Time
Printed: Monday, July 22, 2019 13:14:27 Pacific Daylight Time

**Name: 190722M1_11, Date: 22-Jul-2019, Time: 11:40:48, ID: ST190722M1-8 PFC CS5 19G1108, Description: PFC CS5 19G1108**

**PFBA**
F2:MRM of 1 channel,ES-
213.0 > 168.8
1.200e+006

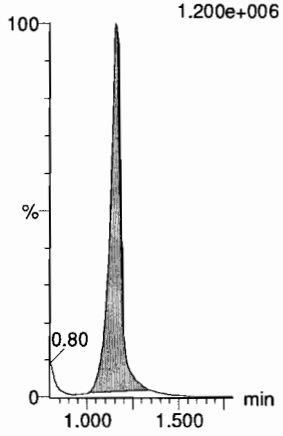


**PFPrS**
F6:MRM of 2 channels,ES-
248.9 > 79.9
2.461e+005

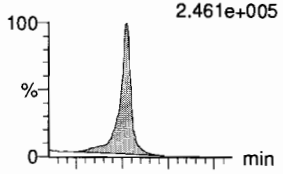


F6:MRM of 2 channels,ES-
248.9 > 98.9
1.026e+005

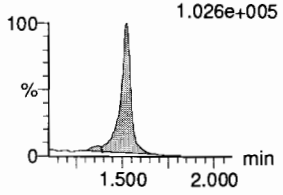


**3:3 FTCA**
F5:MRM of 2 channels,ES-
240.9 > 176.9
7.026e+004

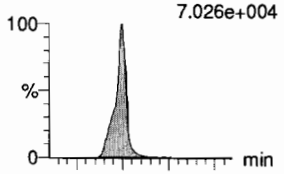


F5:MRM of 2 channels,ES-
240.9 > 116.9
3.465e+004

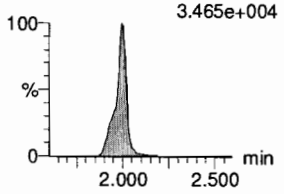


**PFPeA**
F7:MRM of 1 channel,ES-
263.1 > 218.9
1.861e+006

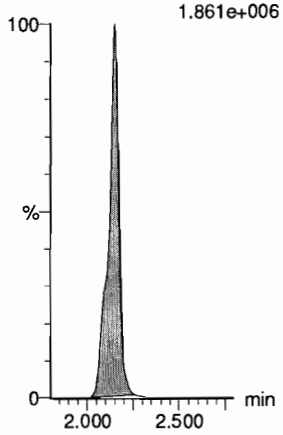


**PFBS**
F11:MRM of 2 channels,ES-
299.0 > 79.7
6.752e+005

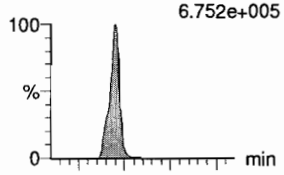


F11:MRM of 2 channels,ES-
299.0 > 99.0
2.202e+005

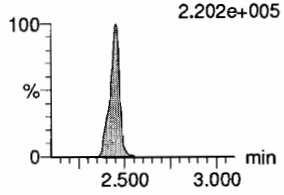


**4:2 FTS**
F16:MRM of 2 channels,ES-
327.0 > 306.9
1.484e+006

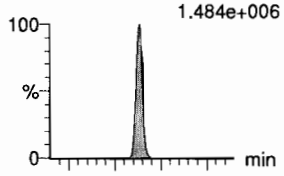


F16:MRM of 2 channels,ES-
327.0 > 80.9
8.616e+005

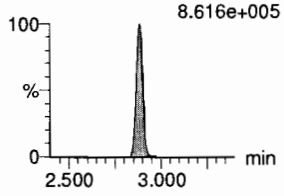


**13C3-PFBA**
F3:MRM of 1 channel,ES-
216.1 > 171.8
1.174e+005

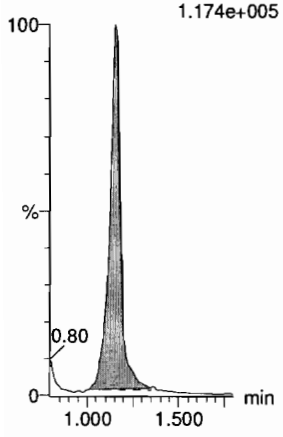


**13C3-PFBS**
F12:MRM of 1 channel,ES-
302.0 > 98.8
3.436e+004

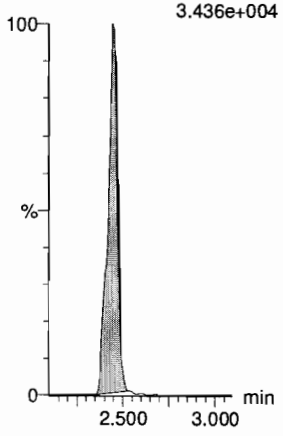


**13C3-PFPeA**
F8:MRM of 1 channel,ES-
266.0 > 221.8
2.473e+005

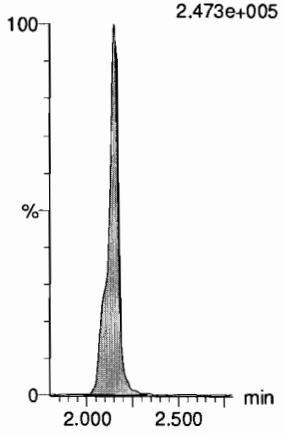


**13C3-PFPeA**
F8:MRM of 1 channel,ES-
266.0 > 221.8
2.473e+005

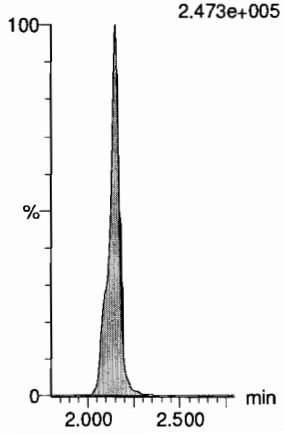


**13C3-PFBS**
F12:MRM of 1 channel,ES-
302.0 > 98.8
3.436e+004

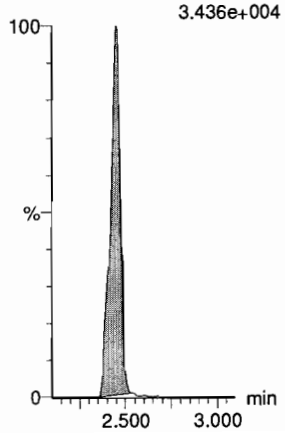


**13C2-4:2 FTS**
F17:MRM of 2 channels,ES-
329.0 > 79.9
7.192e+004

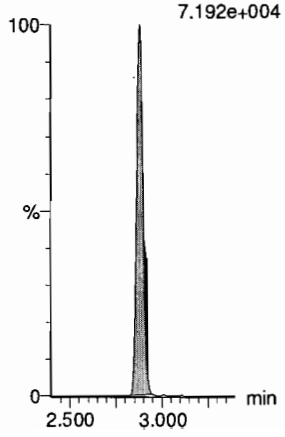

Dataset: F:\Projects\PFAS.PRO\Results\190722M1\190722M1-CRV.qld

Last Altered: Monday, July 22, 2019 13:13:35 Pacific Daylight Time
Printed: Monday, July 22, 2019 13:14:27 Pacific Daylight Time

**Name: 190722M1_11, Date: 22-Jul-2019, Time: 11:40:48, ID: ST190722M1-8 PFC CS5 19G1108, Description: PFC CS5 19G1108**

**PFHxA**

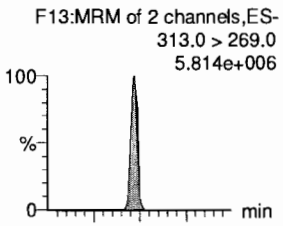


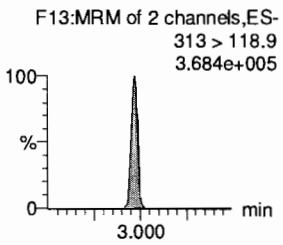


**PFPeS**

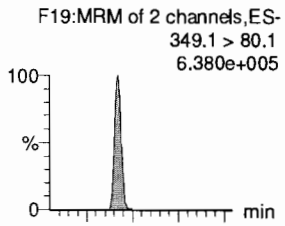


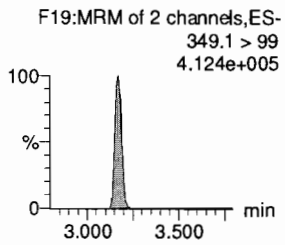


**HFPO-DA**

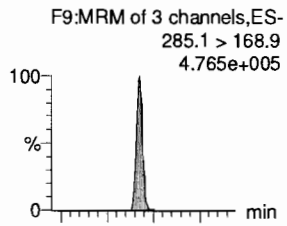


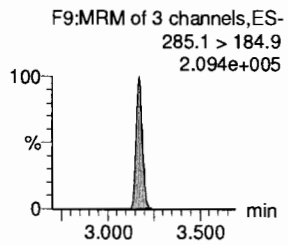


**5:3 FTCA**

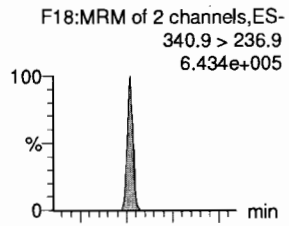


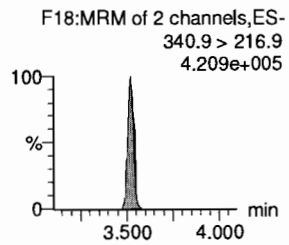


**PFHpA**

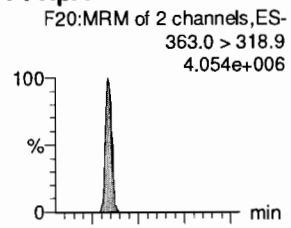


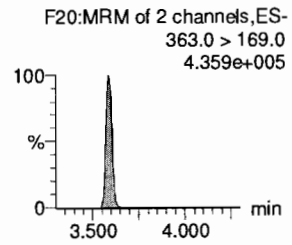


**ADONA**

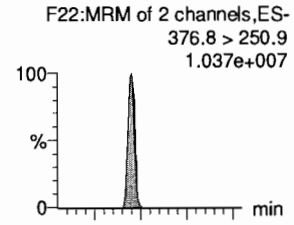


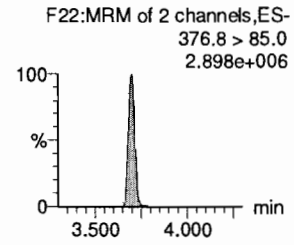


**13C2-PFHxA**

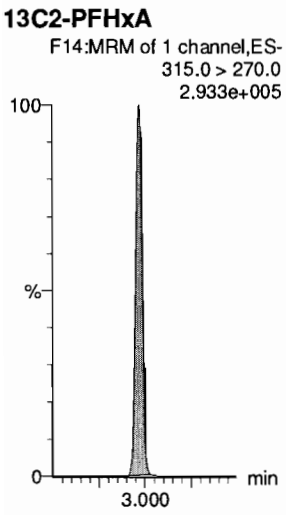


**13C3-PFBS**

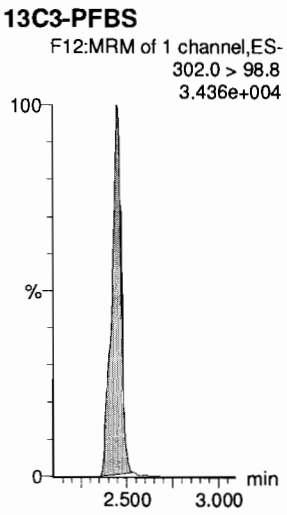


**13C3-HFPO-DA**

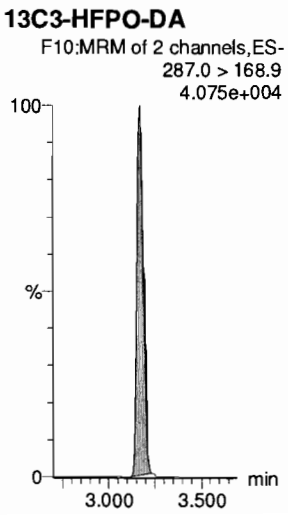


**13C4-PFHpA**

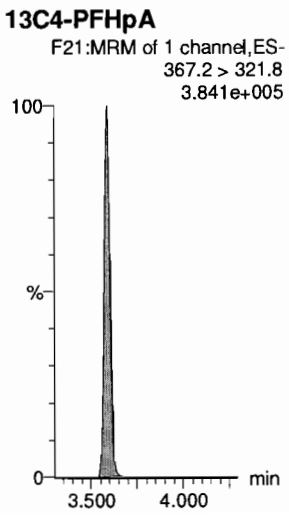


**13C4-PFHpA**

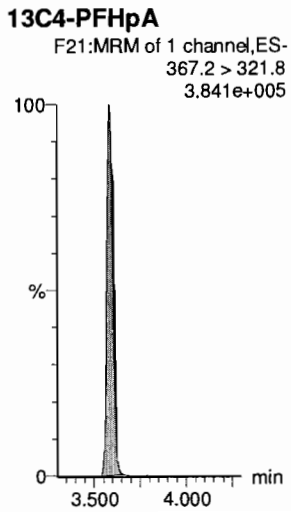


**13C4-PFHpA**

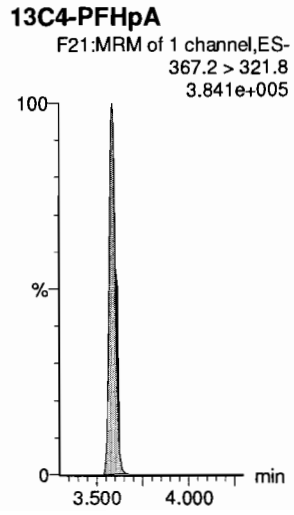

Dataset: F:\Projects\PFAS.PRO\Results\190722M1\190722M1-CRV.qld

Last Altered: Monday, July 22, 2019 13:13:35 Pacific Daylight Time
Printed: Monday, July 22, 2019 13:14:27 Pacific Daylight Time

**Name: 190722M1_11, Date: 22-Jul-2019, Time: 11:40:48, ID: ST190722M1-8 PFC CS5 19G1108, Description: PFC CS5 19G1108**

**L-PFHxS**

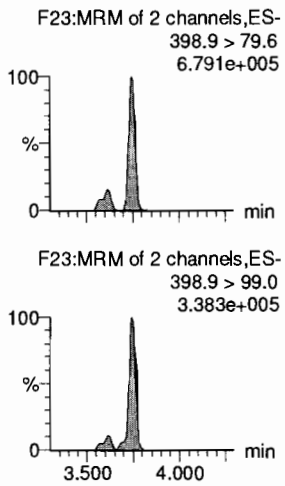


**6:2 FTS**

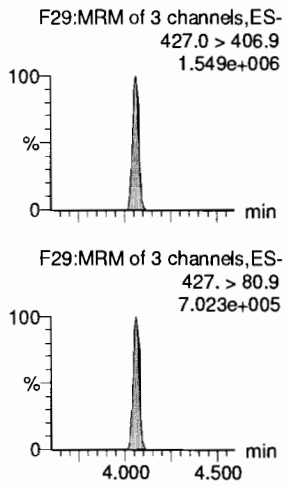


**L-PFOA**

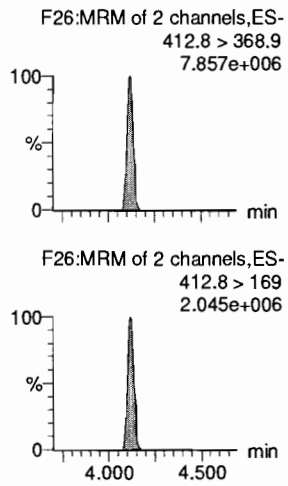


**PFEChS**

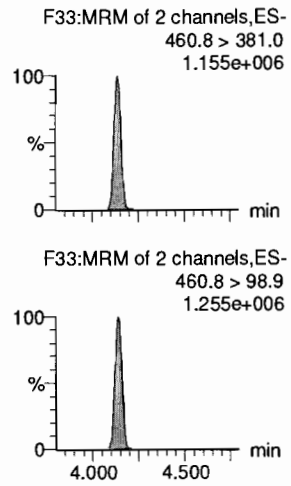


**PFHpS**

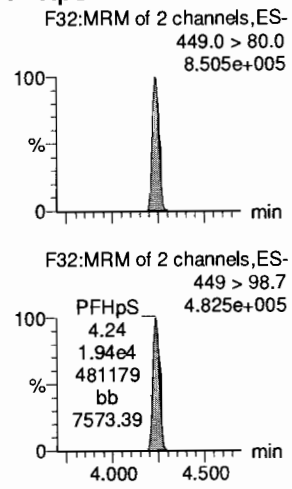


**7:3 FTCA**

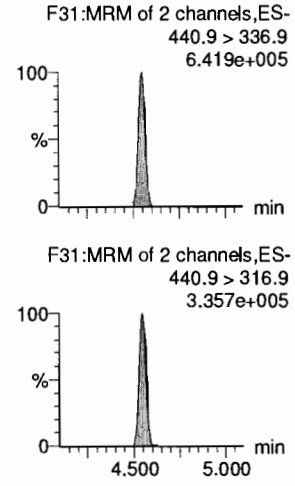


**13C3-PFHxS**

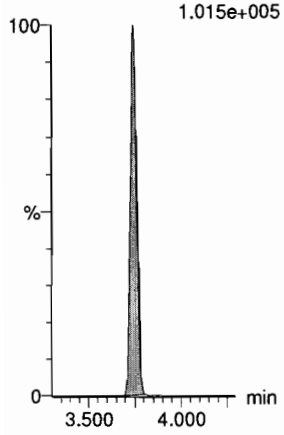


**13C2-6:2 FTS**

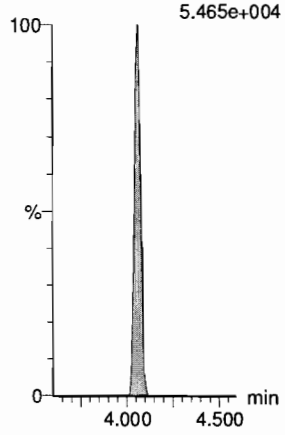


**13C2-PFOA**

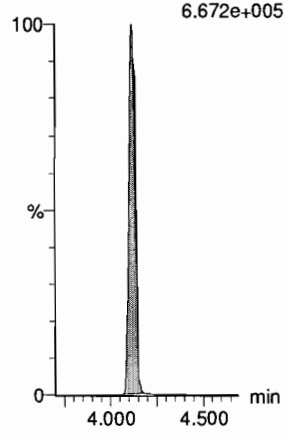


**13C2-PFOA**

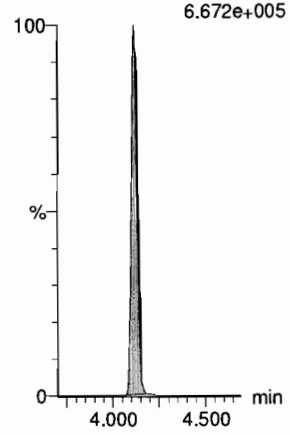


**13C8-PFOS**

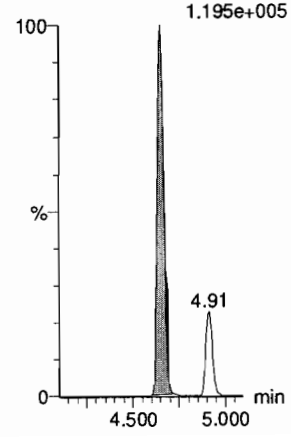


**13C5-PFNA**

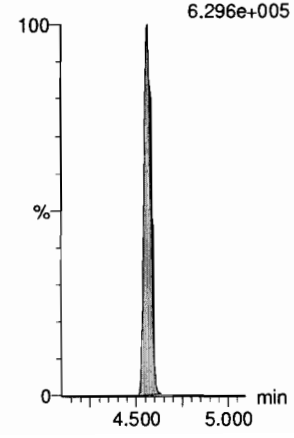

Dataset: F:\Projects\PFAS.PRO\Results\190722M1\190722M1-CRV.qld

Last Altered: Monday, July 22, 2019 13:13:35 Pacific Daylight Time
Printed: Monday, July 22, 2019 13:14:27 Pacific Daylight Time

**Name: 190722M1_11, Date: 22-Jul-2019, Time: 11:40:48, ID: ST190722M1-8 PFC CS5 19G1108, Description: PFC CS5 19G1108**

**PFNA**

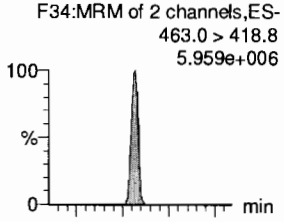


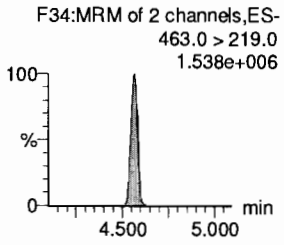


**PFOSA**

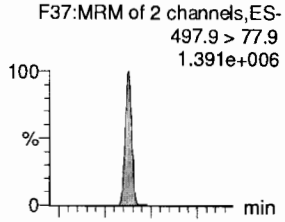


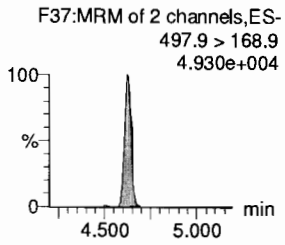


**L-PFOS**

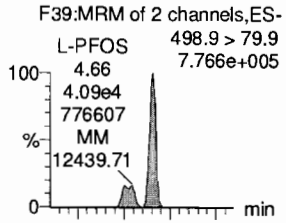


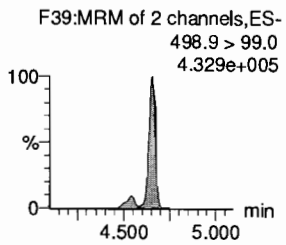


**9Cl-PF30NS**

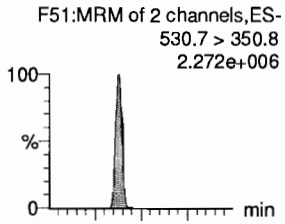


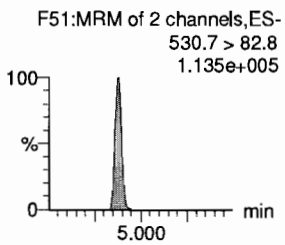


**PFDA**

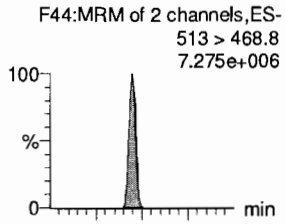


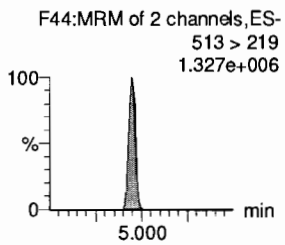


**8:2 FTS**

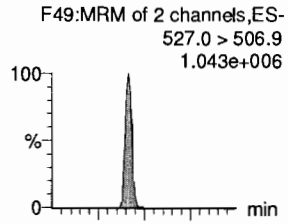


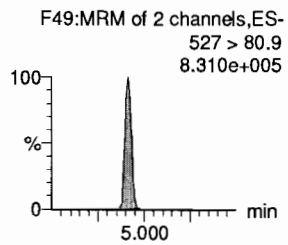


**13C5-PFNA**

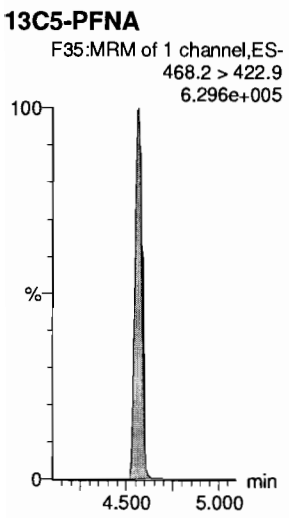


**13C8-PFOSA**




**13C8-PFOS**

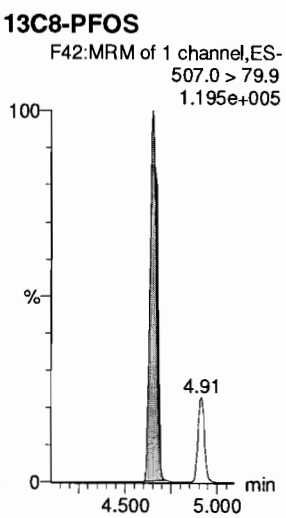


**13C8-PFOS**

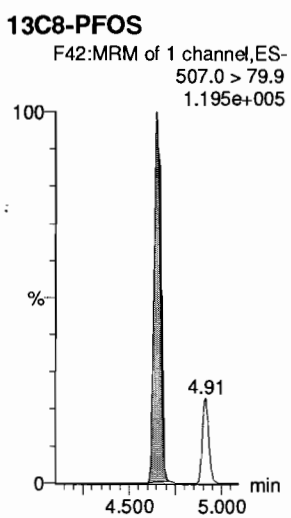


**13C2-PFDA**

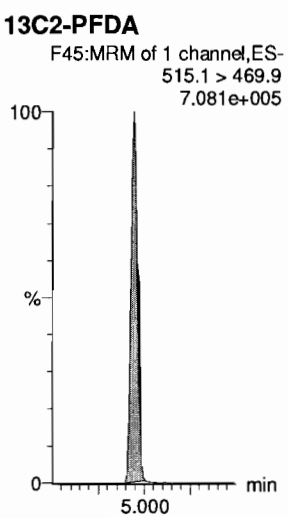


**13C2-8:2 FTS**

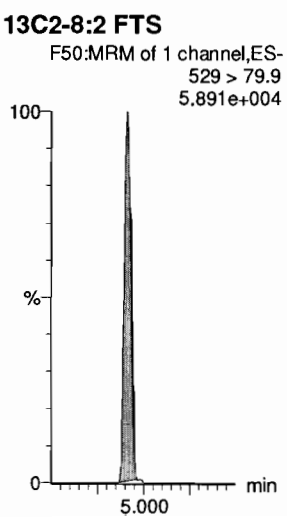

Dataset: F:\Projects\PFAS.PRO\Results\190722M1\190722M1-CRV.qld

Last Altered: Monday, July 22, 2019 13:13:35 Pacific Daylight Time
Printed: Monday, July 22, 2019 13:14:27 Pacific Daylight Time

**Name: 190722M1_11, Date: 22-Jul-2019, Time: 11:40:48, ID: ST190722M1-8 PFC CS5 19G1108, Description: PFC CS5 19G1108**

**PFNS**

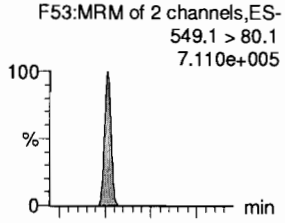


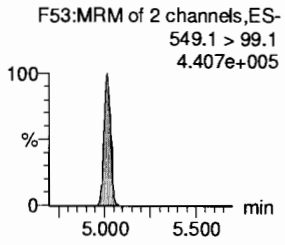


**L-MeFOSAA**

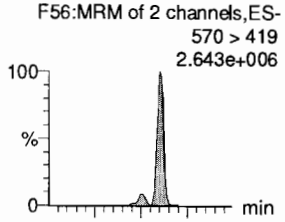


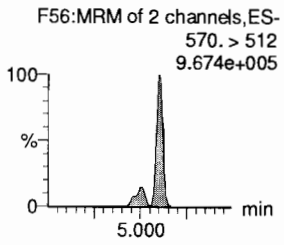


**L-EtFOSAA**

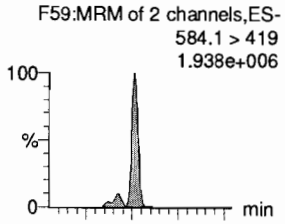


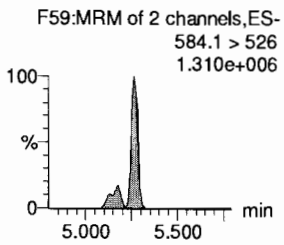


**PFUdA**

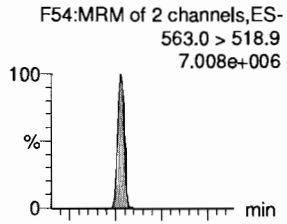


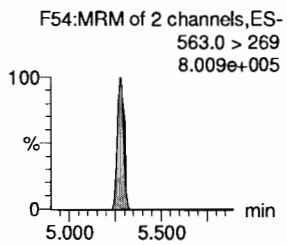


**PFDS**

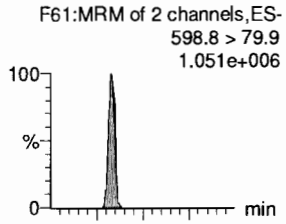


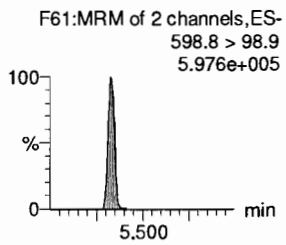


**11Cl-PF30UdS**

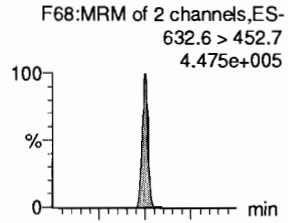


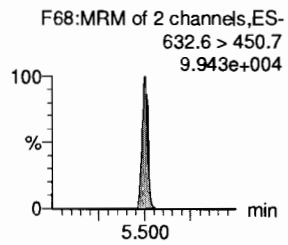


**13C8-PFOS**

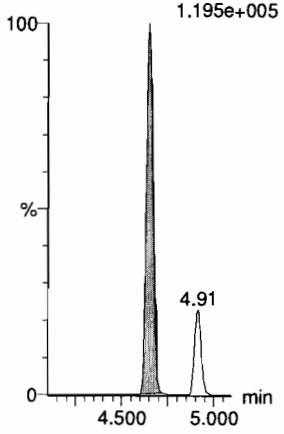


**d3-N-MeFOSAA**

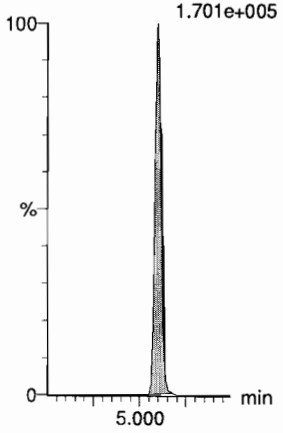


**d5-N-EtFOSAA**

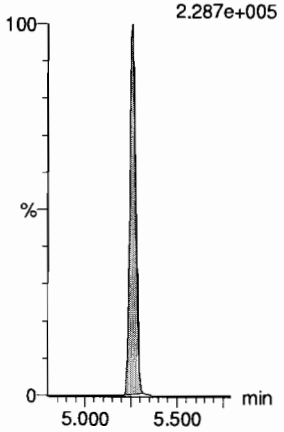


**13C2-PFUdA**

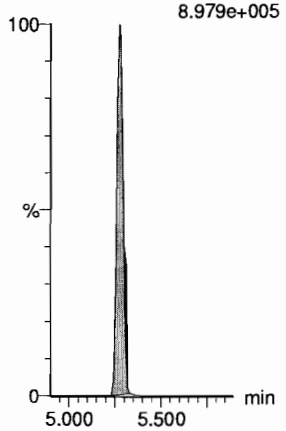


**13C2-8:2 FTS**

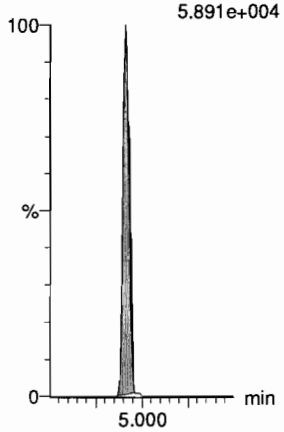


**13C2-PFDoA**

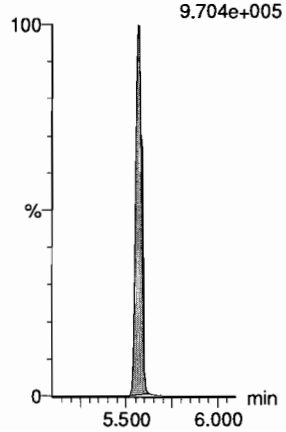

Dataset: F:\Projects\PFAS.PRO\Results\190722M1\190722M1-CRV.qld

Last Altered: Monday, July 22, 2019 13:13:35 Pacific Daylight Time
Printed: Monday, July 22, 2019 13:14:27 Pacific Daylight Time

**Name: 190722M1_11, Date: 22-Jul-2019, Time: 11:40:48, ID: ST190722M1-8 PFC CS5 19G1108, Description: PFC CS5 19G1108**

**10:2 FTS**
F66:MRM of 2 channels,ES-
627.0 > 606.9
1.274e+006

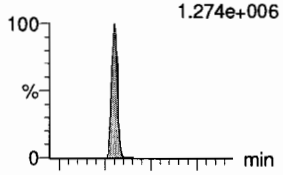


F66:MRM of 2 channels,ES-
627.0 > 80.9
8.325e+005

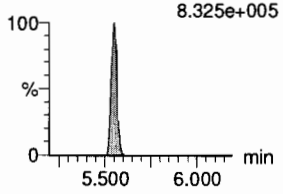


**PFDoA**
F62:MRM of 4 channels,ES-
612.9 > 569.0
7.999e+006

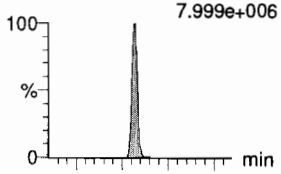


F62:MRM of 4 channels,ES-
612.9 > 318.8
9.826e+005

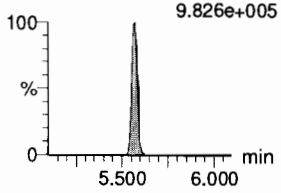


**N-MeFOSA**
F43:MRM of 2 channels,ES-
512.1 > 168.9
1.679e+006

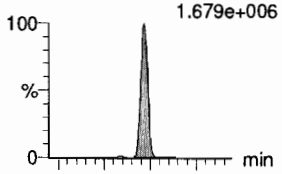


F43:MRM of 2 channels,ES-
512.1 > 219
1.087e+006

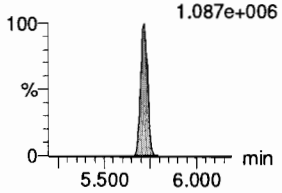


**PFTrDA**
F70:MRM of 2 channels,ES-
662.9 > 618.9
8.544e+006

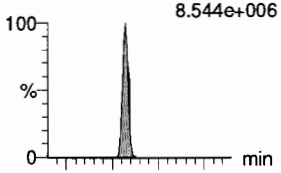


F70:MRM of 2 channels,ES-
662.9 > 319
4.033e+005

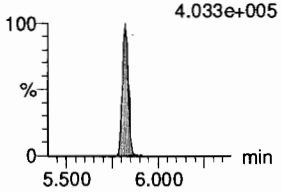


**PFDoS**
F71:MRM of 2 channels,ES-
698.8 > 79.9
8.761e+005

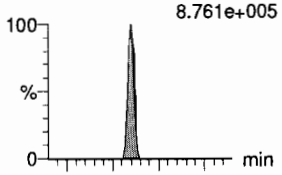


F71:MRM of 2 channels,ES-
698.8 > 98.9
4.500e+005

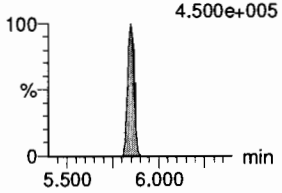


**PFTeDA**
F72:MRM of 2 channels,ES-
713.0 > 669.0
8.016e+006

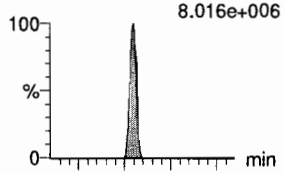


F72:MRM of 2 channels,ES-
713. > 369.0
5.578e+005

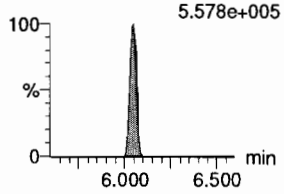


**13C2-8:2 FTS**
F50:MRM of 1 channel,ES-
529 > 79.9
5.891e+004

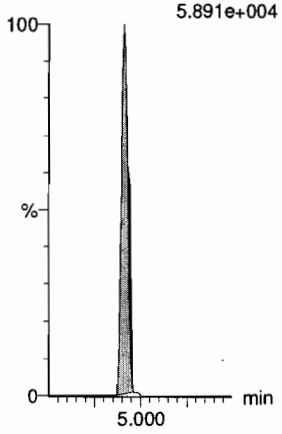


**13C2-PFDoA**
F63:MRM of 1 channel,ES-
614.7 > 569.7
9.704e+005

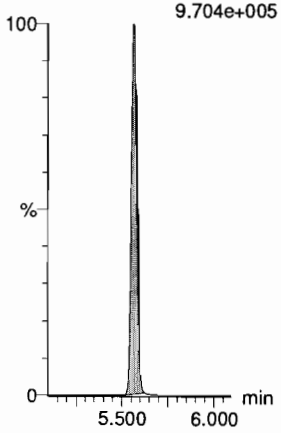


**d3-N-MeFOSA**
F46:MRM of 1 channel,ES-
515.2 > 168.9
4.340e+005

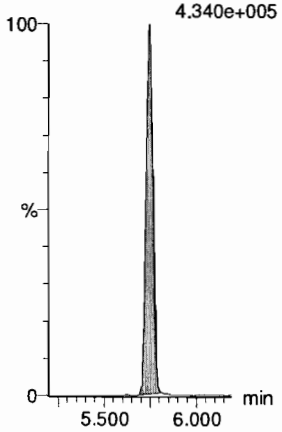


**13C2-PFDoA**
F63:MRM of 1 channel,ES-
614.7 > 569.7
9.704e+005

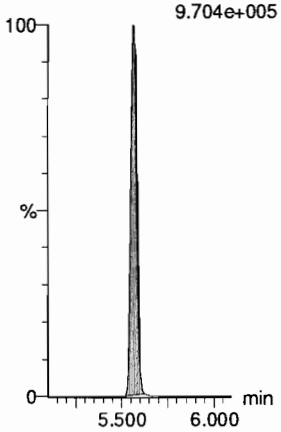


**13C2-PFTeDA**
F73:MRM of 2 channels,ES-
715.1 > 669.7
5.904e+005

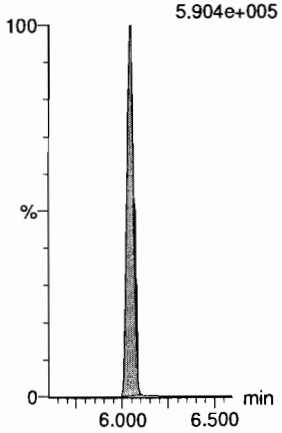


**13C2-PFTeDA**
F73:MRM of 2 channels,ES-
715.1 > 669.7
5.904e+005

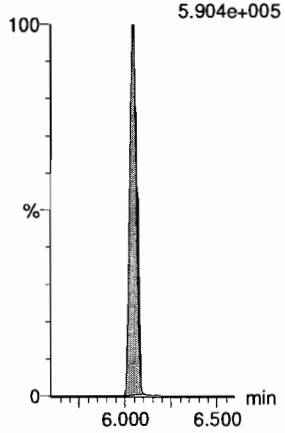

Dataset: F:\Projects\PFAS.PRO\Results\190722M1\190722M1-CRV.qld

Last Altered: Monday, July 22, 2019 13:13:35 Pacific Daylight Time
Printed: Monday, July 22, 2019 13:14:27 Pacific Daylight Time

**Name: 190722M1_11, Date: 22-Jul-2019, Time: 11:40:48, ID: ST190722M1-8 PFC CS5 19G1108, Description: PFC CS5 19G1108**

**N-EtFOSA**

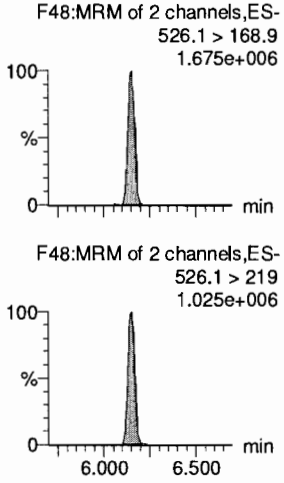


**PFHxDA**

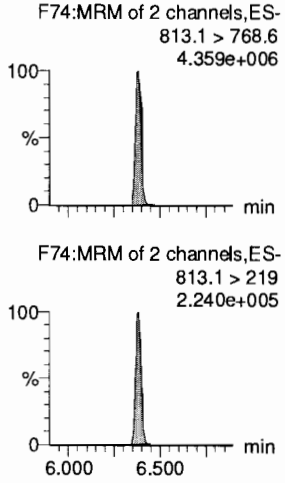


**PFODA**

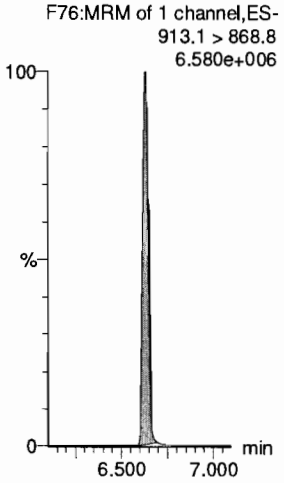


**N-MeFOSE**

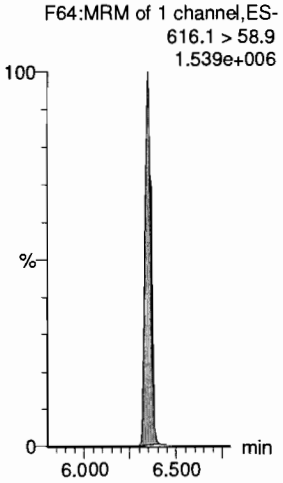


**N-EtFOSE**

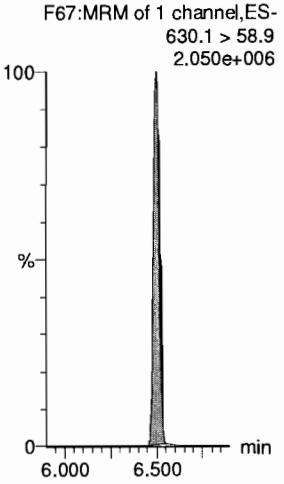


**13C4-PFBA**

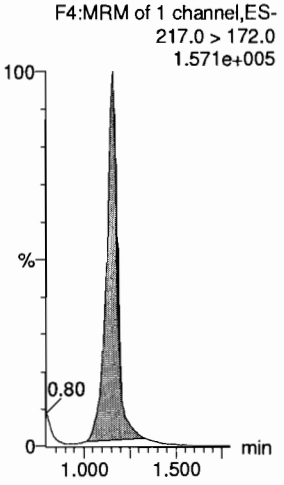


**d5-N-ETFOSA**

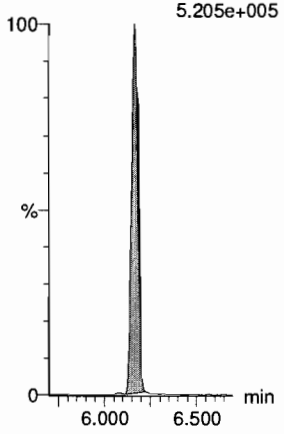


**13C2-PFHxDA**

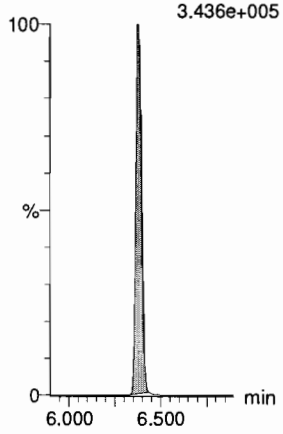


**13C2-PFHxDA**

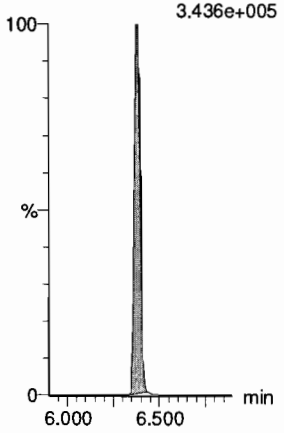


**d7-N-MeFOSE**

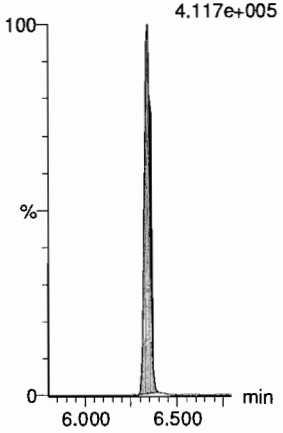


**d9-N-EtFOSE**

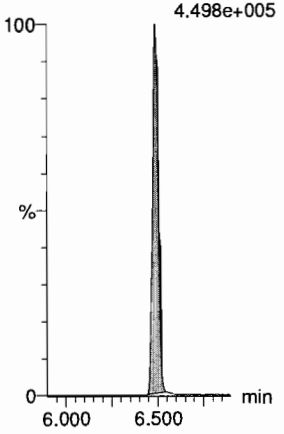


**13C5-PFHxA**

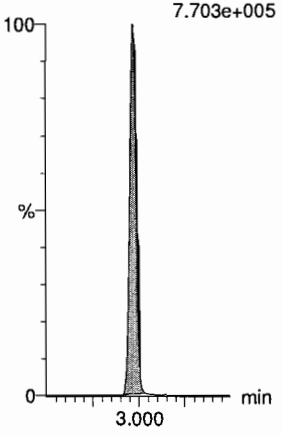

Dataset: F:\Projects\PFAS.PRO\Results\190722M1\190722M1-CRV.qld

Last Altered: Monday, July 22, 2019 13:13:35 Pacific Daylight Time
Printed: Monday, July 22, 2019 13:14:27 Pacific Daylight Time

**Name: 190722M1_11, Date: 22-Jul-2019, Time: 11:40:48, ID: ST190722M1-8 PFC CS5 19G1108, Description: PFC CS5 19G1108**

**13C8-PFOA**

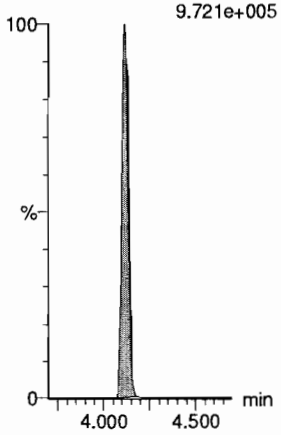


**18O2-PFHxS**

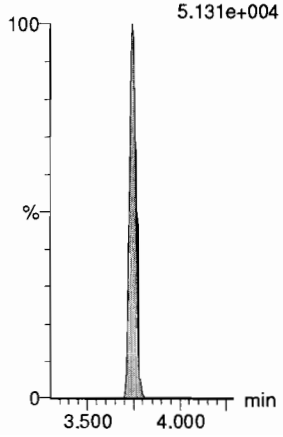


**13C9-PFNA**




**13C4-PFOS**

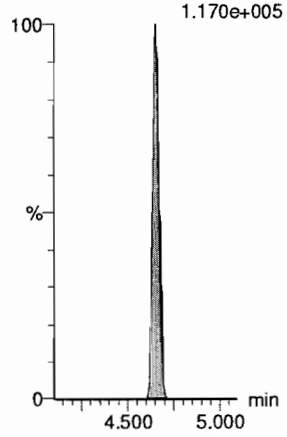


**13C6-PFDA**




**13C7-PFUdA**

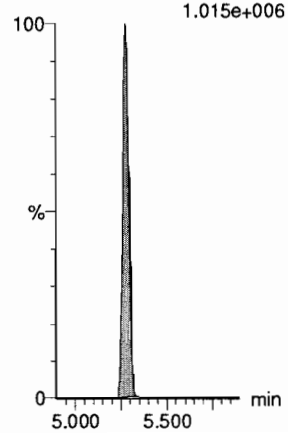

Dataset: F:\Projects\PFAS.PRO\Results\190722M1\190722M1-CRV.qld

Last Altered: Monday, July 22, 2019 13:13:35 Pacific Daylight Time
Printed: Monday, July 22, 2019 13:14:27 Pacific Daylight Time

**Name: 190722M1_12, Date: 22-Jul-2019, Time: 11:51:27, ID: ST190722M1-9 PFC CS6 19G1109, Description: PFC CS6 19G1109**

**PFBA**

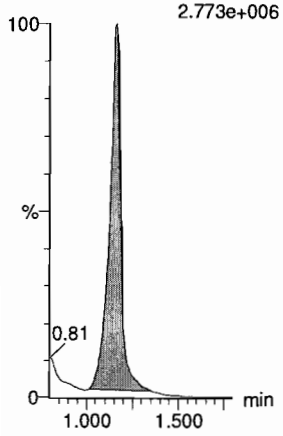


**PFPrS**

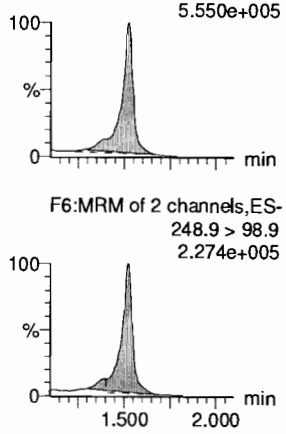


**3:3 FTCA**

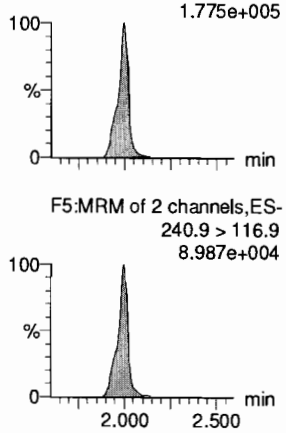


**PFPeA**

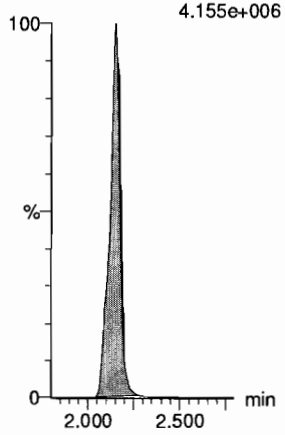


**PFBS**

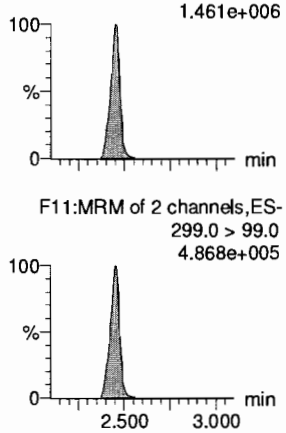


**4:2 FTS**

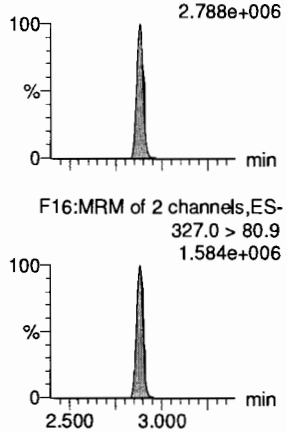


**13C3-PFBA**

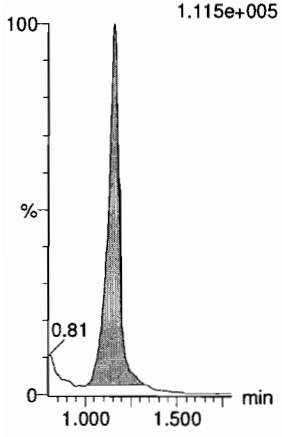


**13C3-PFBS**

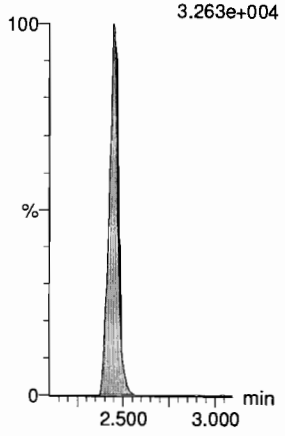


**13C3-PFPeA**

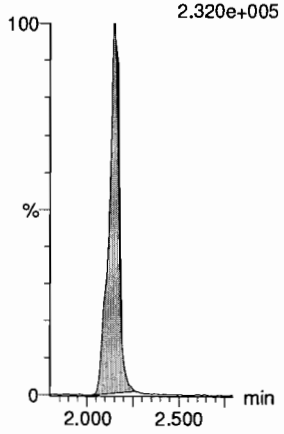


**13C3-PFPeA**

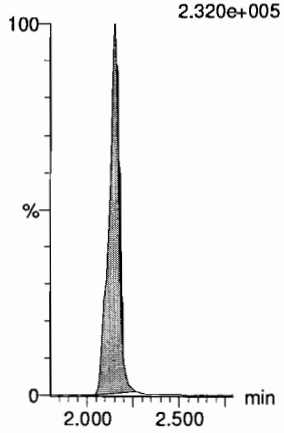


**13C3-PFBS**

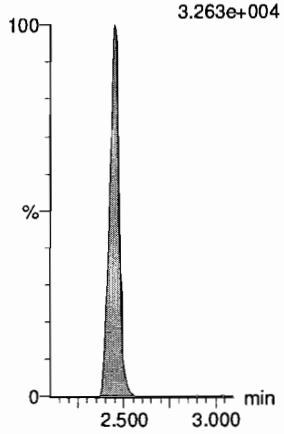


**13C2-4:2 FTS**

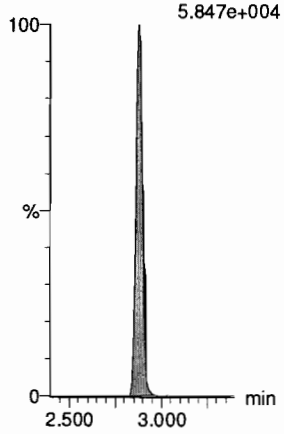

Dataset: F:\Projects\PFAS.PRO\Results\190722M1\190722M1-CRV.qld

Last Altered: Monday, July 22, 2019 13:13:35 Pacific Daylight Time
Printed: Monday, July 22, 2019 13:14:27 Pacific Daylight Time

**Name: 190722M1_12, Date: 22-Jul-2019, Time: 11:51:27, ID: ST190722M1-9 PFC CS6 19G1109, Description: PFC CS6 19G1109**

**PFHxA**
F13:MRM of 2 channels,ES-
313.0 > 269.0
1.203e+007

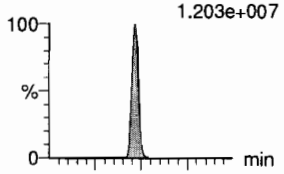


F13:MRM of 2 channels,ES-
313 > 118.9
7.822e+005

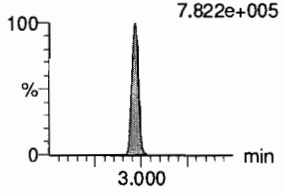


**PFPeS**
F19:MRM of 2 channels,ES-
349.1 > 80.1
1.194e+006

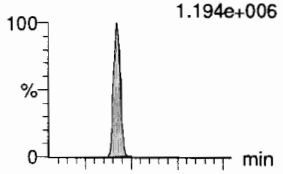


F19:MRM of 2 channels,ES-
349.1 > 99
8.049e+005

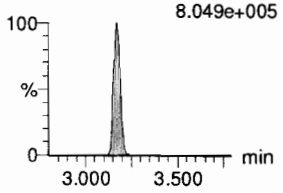


**HFPO-DA**
F9:MRM of 3 channels,ES-
285.1 > 168.9
7.402e+005

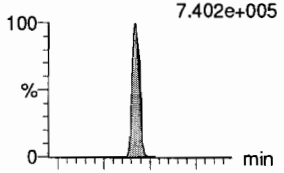


F9:MRM of 3 channels,ES-
285.1 > 184.9
3.463e+005

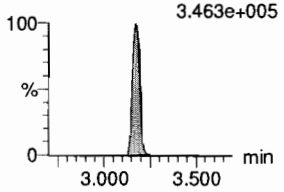


**5:3 FTCA**
F18:MRM of 2 channels,ES-
340.9 > 236.9
1.592e+006

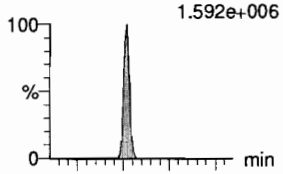


F18:MRM of 2 channels,ES-
340.9 > 216.9
1.054e+006

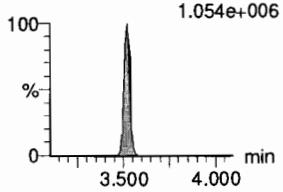


**PFHpA**
F20:MRM of 2 channels,ES-
363.0 > 318.9
7.942e+006

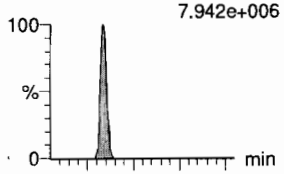


F20:MRM of 2 channels,ES-
363.0 > 169.0
8.357e+005

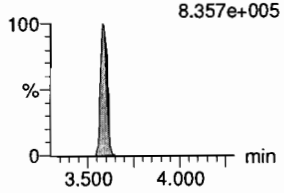


**ADONA**
F22:MRM of 2 channels,ES-
376.8 > 250.9
2.134e+007

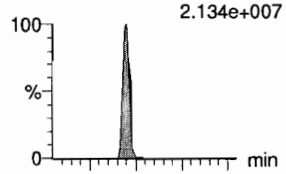


F22:MRM of 2 channels,ES-
376.8 > 85.0
5.985e+006

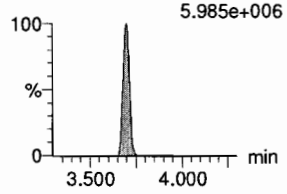


**13C2-PFHxA**
F14:MRM of 1 channel,ES-
315.0 > 270.0
2.766e+005

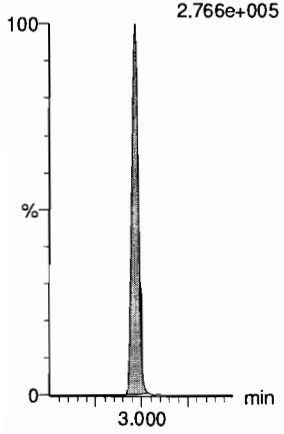


**13C3-PFBS**
F12:MRM of 1 channel,ES-
302.0 > 98.8
3.263e+004

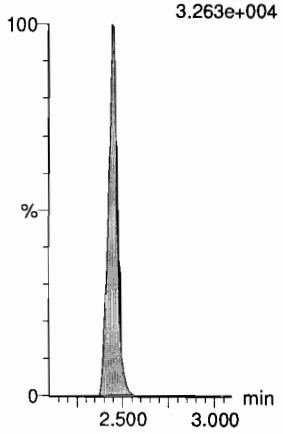


**13C3-HFPO-DA**
F10:MRM of 2 channels,ES-
287.0 > 168.9
4.354e+004

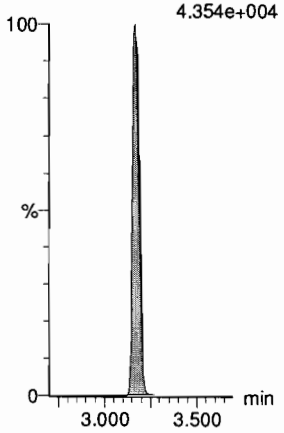


**13C4-PFHpA**
F21:MRM of 1 channel,ES-
367.2 > 321.8
3.276e+005

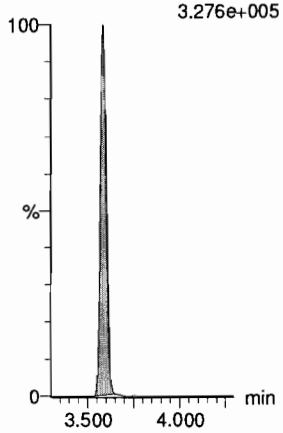


**13C4-PFHpA**
F21:MRM of 1 channel,ES-
367.2 > 321.8
3.276e+005

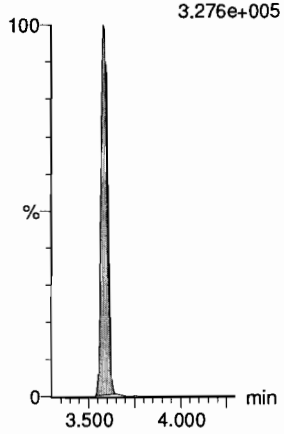


**13C4-PFHpA**
F21:MRM of 1 channel,ES-
367.2 > 321.8
3.276e+005

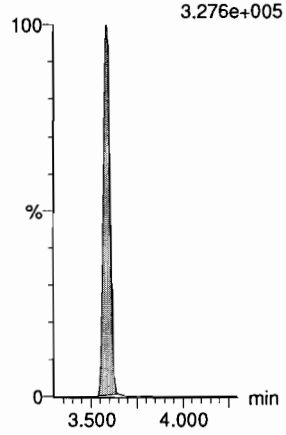

Dataset: F:\Projects\PFAS.PRO\Results\190722M1\190722M1-CRV.qld

Last Altered: Monday, July 22, 2019 13:13:35 Pacific Daylight Time
Printed: Monday, July 22, 2019 13:14:27 Pacific Daylight Time

**Name: 190722M1_12, Date: 22-Jul-2019, Time: 11:51:27, ID: ST190722M1-9 PFC CS6 19G1109, Description: PFC CS6 19G1109**

**L-PFHxS**
F23:MRM of 2 channels,ES-
398.9 > 79.6
1.331e+006

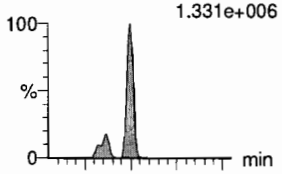


F23:MRM of 2 channels,ES-
398.9 > 99.0
6.959e+005

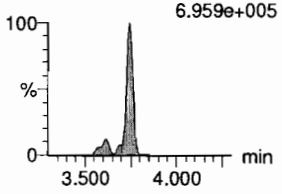


**6:2 FTS**
F29:MRM of 3 channels,ES-
427.0 > 406.9
2.981e+006

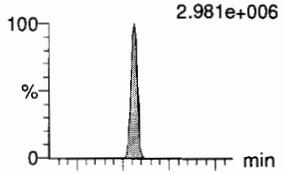


F29:MRM of 3 channels,ES-
427. > 80.9
1.394e+006

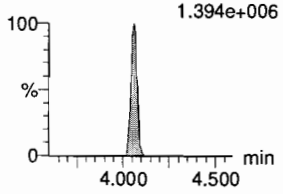


**L-PFOA**
F26:MRM of 2 channels,ES-
412.8 > 368.9
1.548e+007

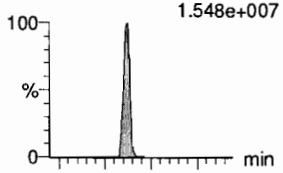


F26:MRM of 2 channels,ES-
412.8 > 169
4.156e+006

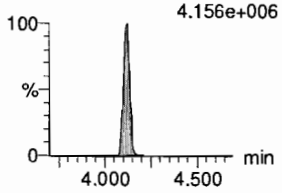


**PFEChS**
F33:MRM of 2 channels,ES-
460.8 > 381.0
2.354e+006

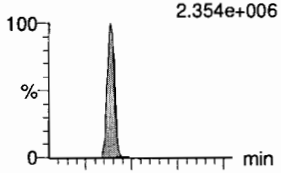


F33:MRM of 2 channels,ES-
460.8 > 98.9
2.579e+006

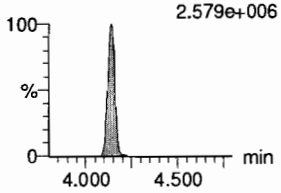


**PFHpS**
F32:MRM of 2 channels,ES-
449.0 > 80.0
1.700e+006

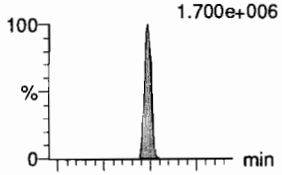


F32:MRM of 2 channels,ES-
449 > 98.7
9.738e+005

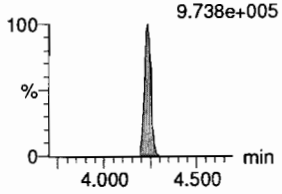


**7:3 FTCA**
F31:MRM of 2 channels,ES-
440.9 > 336.9
1.570e+006

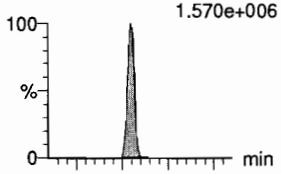


F31:MRM of 2 channels,ES-
440.9 > 316.9
8.089e+005

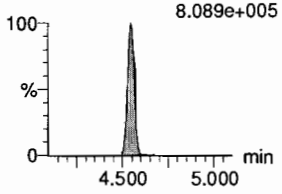


**13C3-PFHxS**
F24:MRM of 1 channel,ES-
401.8 > 79.9
9.186e+004

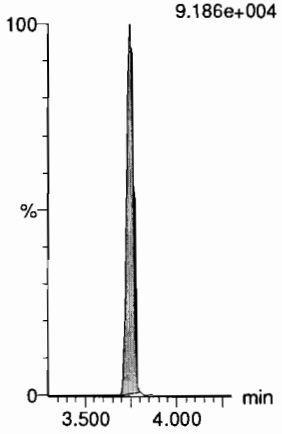


**13C2-6:2 FTS**
F30:MRM of 1 channel,ES-
429.0 > 79.9
4.568e+004

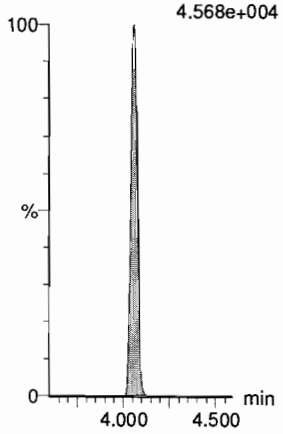


**13C2-PFOA**
F27:MRM of 1 channel,ES-
414.9 > 369.7
5.383e+005

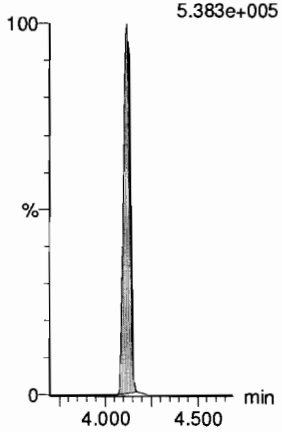


**13C2-PFOA**
F27:MRM of 1 channel,ES-
414.9 > 369.7
5.383e+005

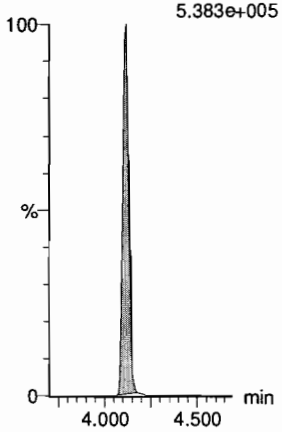


**13C8-PFOS**
F42:MRM of 1 channel,ES-
507.0 > 79.9
1.069e+005

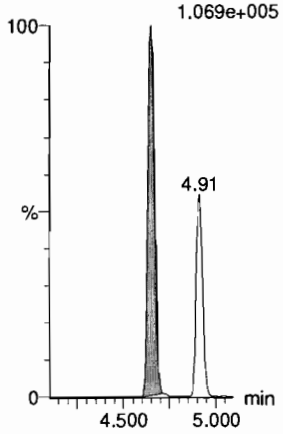


**13C5-PFNA**
F35:MRM of 1 channel,ES-
468.2 > 422.9
5.486e+005

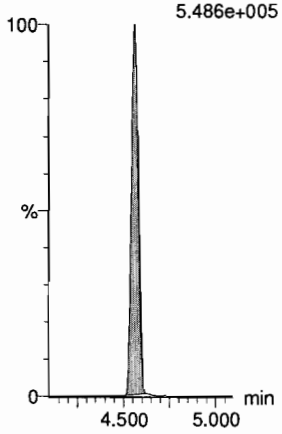

Dataset: F:\Projects\PFAS.PRO\Results\190722M1\190722M1-CRV.qld

Last Altered: Monday, July 22, 2019 13:13:35 Pacific Daylight Time
Printed: Monday, July 22, 2019 13:14:27 Pacific Daylight Time

**Name: 190722M1_12, Date: 22-Jul-2019, Time: 11:51:27, ID: ST190722M1-9 PFC CS6 19G1109, Description: PFC CS6 19G1109**

**PFNA**
F34:MRM of 2 channels,ES-
463.0 > 418.8
1.227e+007

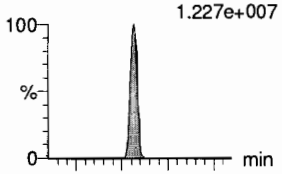

F34:MRM of 2 channels,ES-
463.0 > 219.0
3.101e+006

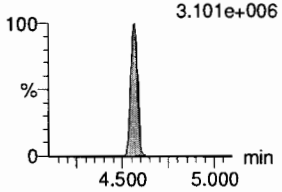

**PFOSA**
F37:MRM of 2 channels,ES-
497.9 > 77.9
2.986e+006

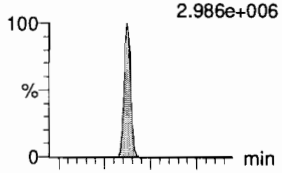

F37:MRM of 2 channels,ES-
497.9 > 168.9
1.064e+005

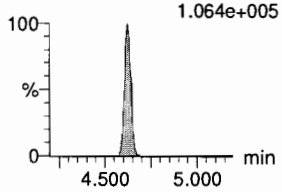

**L-PFOS**
F39:MRM of 2 channels,ES-
498.9 > 79.9
1.678e+006

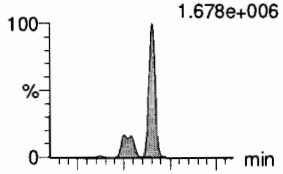

F39:MRM of 2 channels,ES-
498.9 > 99.0
8.813e+005

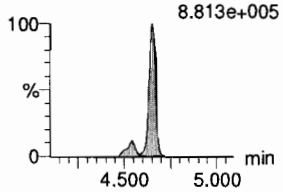

**9Cl-PF30NS**
F51:MRM of 2 channels,ES-
530.7 > 350.8
4.716e+006

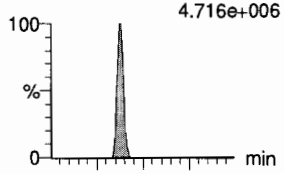

F51:MRM of 2 channels,ES-
530.7 > 82.8
2.547e+005

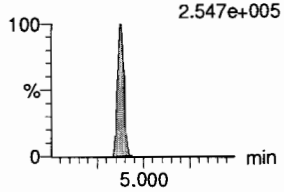

**PFDA**
F44:MRM of 2 channels,ES-
513 > 468.8
1.389e+007

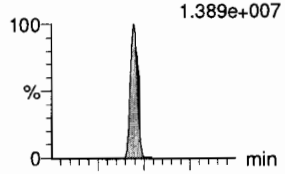

F44:MRM of 2 channels,ES-
513 > 219
2.693e+006

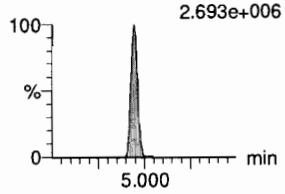

**8:2 FTS**
F49:MRM of 2 channels,ES-
527.0 > 506.9
1.969e+006

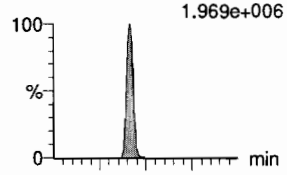

F49:MRM of 2 channels,ES-
527 > 80.9
1.654e+006

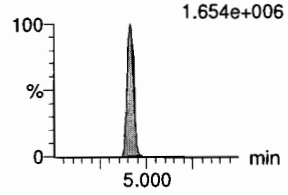

**13C5-PFNA**
F35:MRM of 1 channel,ES-
468.2 > 422.9
5.486e+005

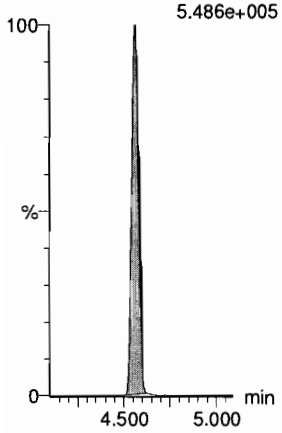

**13C8-PFOSA**
F41:MRM of 1 channel,ES-
506.1 > 77.7
1.528e+005

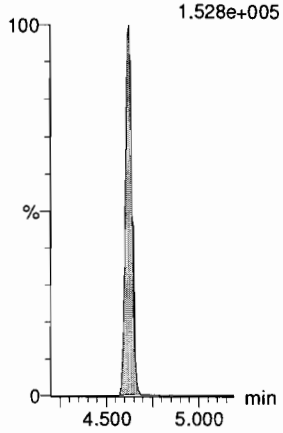

**13C8-PFOS**
F42:MRM of 1 channel,ES-
507.0 > 79.9
1.069e+005

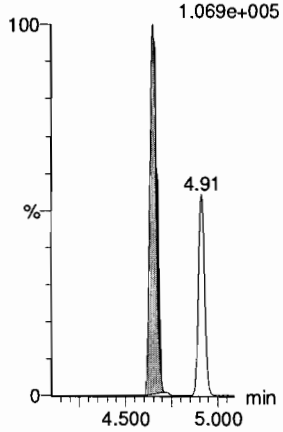


**13C8-PFOS**
F42:MRM of 1 channel,ES-
507.0 > 79.9
1.069e+005

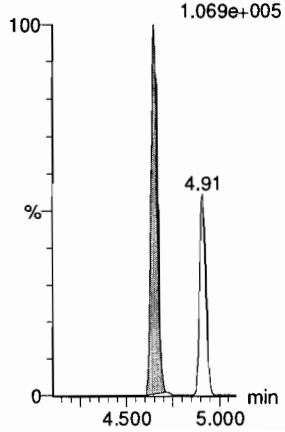


**13C2-PFDA**
F45:MRM of 1 channel,ES-
515.1 > 469.9
4.936e+005

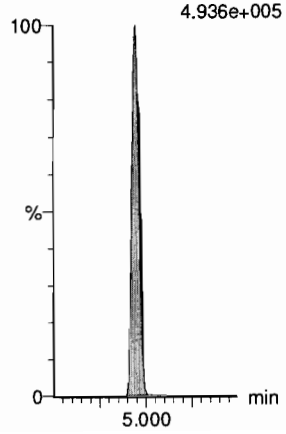

**13C2-8:2 FTS**
F50:MRM of 1 channel,ES-
529 > 79.9
5.467e+004

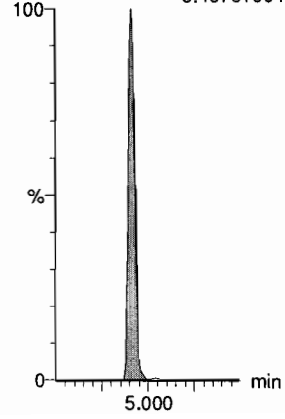

Dataset: F:\Projects\PFAS.PRO\Results\190722M1\190722M1-CRV.qld

Last Altered: Monday, July 22, 2019 13:13:35 Pacific Daylight Time
Printed: Monday, July 22, 2019 13:14:27 Pacific Daylight Time

**Name: 190722M1_12, Date: 22-Jul-2019, Time: 11:51:27, ID: ST190722M1-9 PFC CS6 19G1109, Description: PFC CS6 19G1109**

**PFNS**
F53:MRM of 2 channels,ES-
549.1 > 80.1
1.475e+006

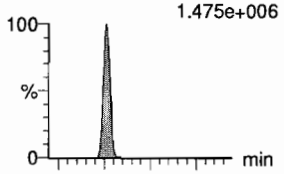

F53:MRM of 2 channels,ES-
549.1 > 99.1
9.098e+005

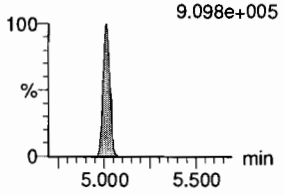

**L-MeFOSAA**
F56:MRM of 2 channels,ES-
570 > 419
5.528e+006

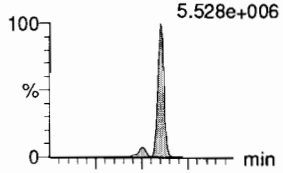

F56:MRM of 2 channels,ES-
570. > 512
2.029e+006

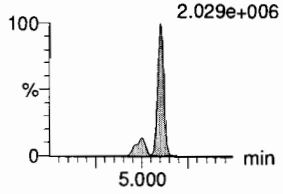

**L-EtFOSAA**
F59:MRM of 2 channels,ES-
584.1 > 419
3.803e+006

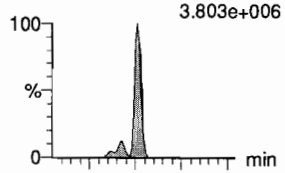

F59:MRM of 2 channels,ES-
584.1 > 526
2.510e+006

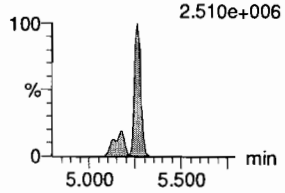

**PFUdA**
F54:MRM of 2 channels,ES-
563.0 > 518.9
1.374e+007

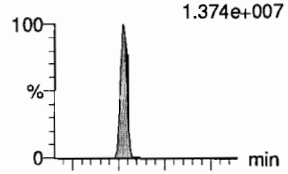

F54:MRM of 2 channels,ES-
563.0 > 269
1.522e+006

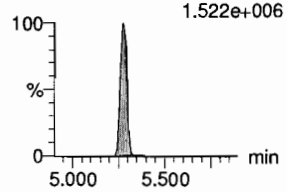

**PFDS**
F61:MRM of 2 channels,ES-
598.8 > 79.9
2.193e+006

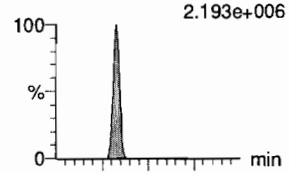

F61:MRM of 2 channels,ES-
598.8 > 98.9
1.222e+006

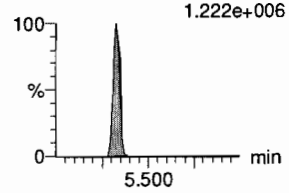

**11Cl-PF30UdS**
F68:MRM of 2 channels,ES-
632.6 > 452.7
9.509e+005

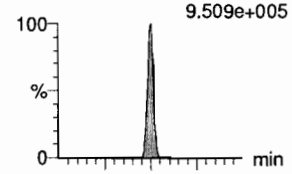

F68:MRM of 2 channels,ES-
632.6 > 450.7
1.978e+005

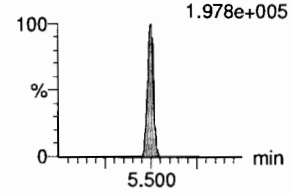

**13C8-PFOS**
F42:MRM of 1 channel,ES-
507.0 > 79.9
1.069e+005

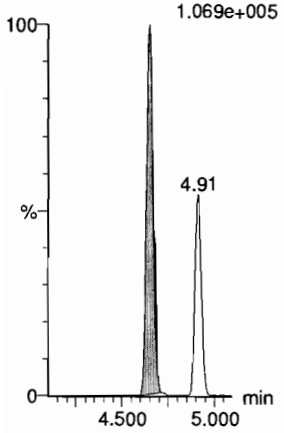


**d3-N-MeFOSAA**
F58:MRM of 1 channel,ES-
573.3 > 419
1.517e+005



**d5-N-EtFOSAA**
F60:MRM of 1 channel,ES-
589.3 > 419
1.858e+005

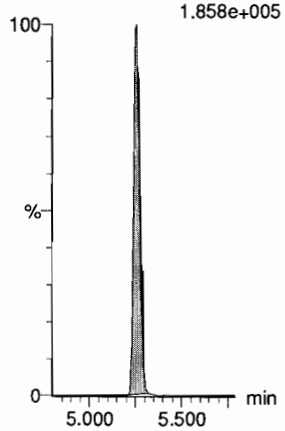

**13C2-PFUdA**
F55:MRM of 1 channel,ES-
565 > 519.8
7.722e+005

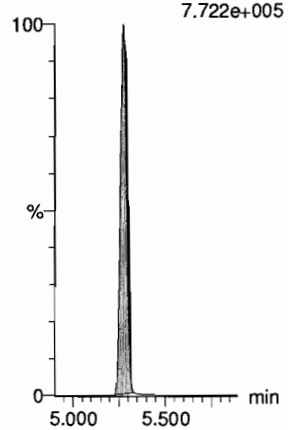

**13C2-8:2 FTS**
F50:MRM of 1 channel,ES-
529 > 79.9
5.467e+004

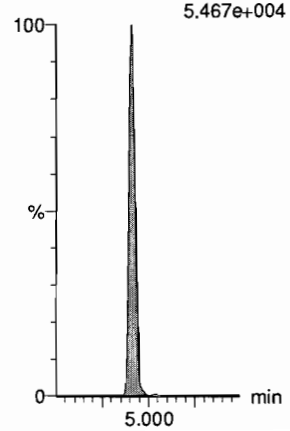

**13C2-PFDoA**
F63:MRM of 1 channel,ES-
614.7 > 569.7
9.119e+005

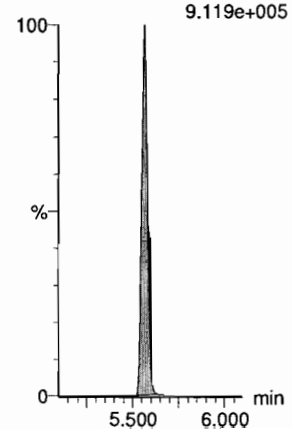

Dataset: F:\Projects\PFAS.PRO\Results\190722M1\190722M1-CRV.qld

Last Altered: Monday, July 22, 2019 13:13:35 Pacific Daylight Time
Printed: Monday, July 22, 2019 13:14:27 Pacific Daylight Time

**Name: 190722M1_12, Date: 22-Jul-2019, Time: 11:51:27, ID: ST190722M1-9 PFC CS6 19G1109, Description: PFC CS6 19G1109**

**10:2 FTS**
F66:MRM of 2 channels,ES-
627.0 > 606.9
2.417e+006

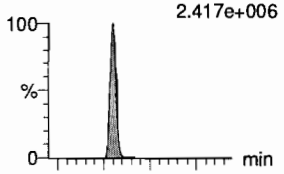


F66:MRM of 2 channels,ES-
627.0 > 80.9
1.574e+006

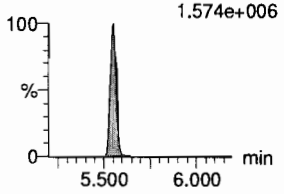


**PFDoA**
F62:MRM of 4 channels,ES-
612.9 > 569.0
1.669e+007

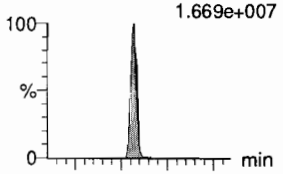


F62:MRM of 4 channels,ES-
612.9 > 318.8
1.965e+006

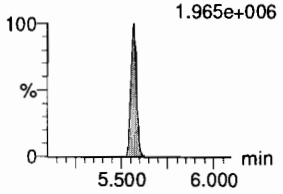


**N-MeFOSA**
F43:MRM of 2 channels,ES-
512.1 > 168.9
3.312e+006

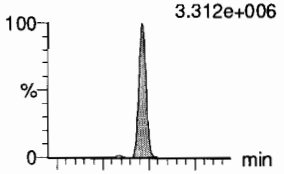


F43:MRM of 2 channels,ES-
512.1 > 219
2.167e+006

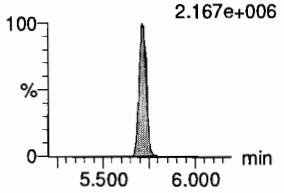


**PFTrDA**
F70:MRM of 2 channels,ES-
662.9 > 618.9
1.683e+007

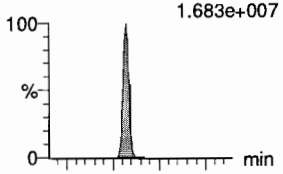


F70:MRM of 2 channels,ES-
662.9 > 319
8.432e+005

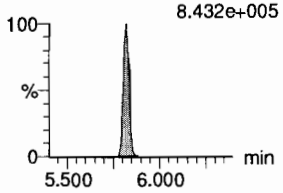


**PFDoS**
F71:MRM of 2 channels,ES-
698.8 > 79.9
1.773e+006

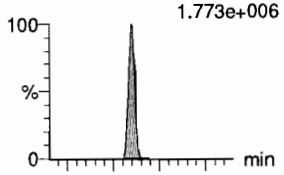


F71:MRM of 2 channels,ES-
698.8 > 98.9
9.589e+005

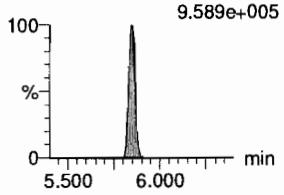


**PFTeDA**
F72:MRM of 2 channels,ES-
713.0 > 669.0
1.631e+007

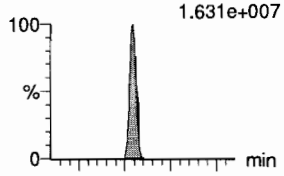


F72:MRM of 2 channels,ES-
713. > 369.0
1.156e+006

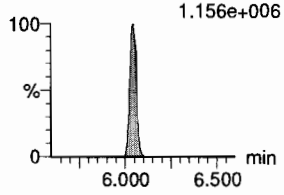


**13C2-8:2 FTS**
F50:MRM of 1 channel,ES-
529 > 79.9
5.467e+004

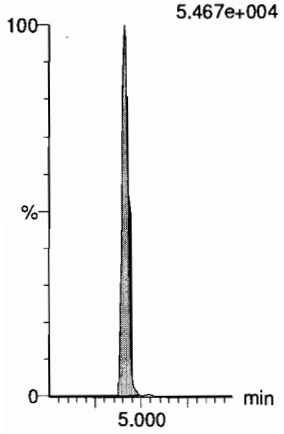


**13C2-PFDoA**
F63:MRM of 1 channel,ES-
614.7 > 569.7
9.119e+005

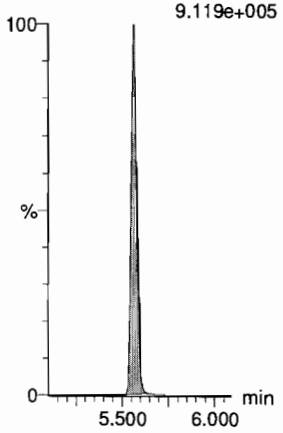


**d3-N-MeFOSA**
F46:MRM of 1 channel,ES-
515.2 > 168.9
4.224e+005

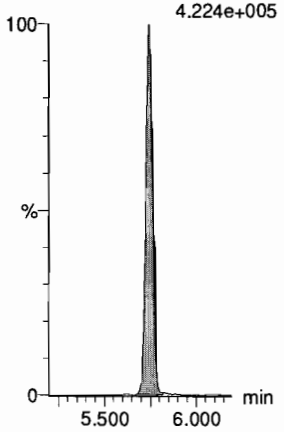


**13C2-PFDoA**
F63:MRM of 1 channel,ES-
614.7 > 569.7
9.119e+005

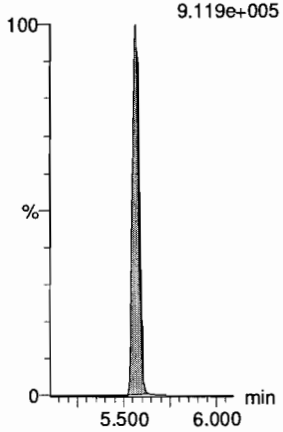


**13C2-PFTeDA**
F73:MRM of 2 channels,ES-
715.1 > 669.7
5.509e+005

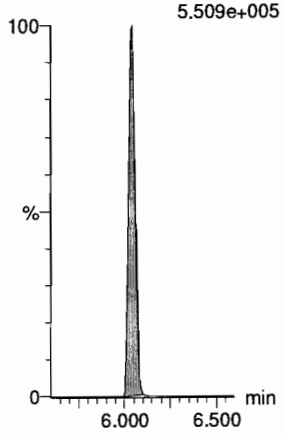


**13C2-PFTeDA**
F73:MRM of 2 channels,ES-
715.1 > 669.7
5.509e+005

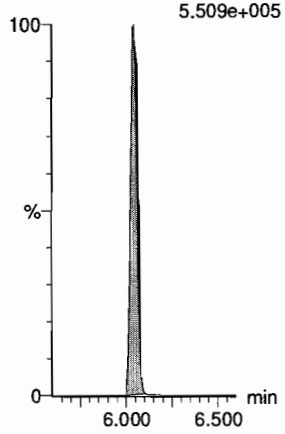

Dataset: F:\Projects\PFAS.PRO\Results\190722M1\190722M1-CRV.qld

Last Altered: Monday, July 22, 2019 13:13:35 Pacific Daylight Time
Printed: Monday, July 22, 2019 13:14:27 Pacific Daylight Time

**Name: 190722M1_12, Date: 22-Jul-2019, Time: 11:51:27, ID: ST190722M1-9 PFC CS6 19G1109, Description: PFC CS6 19G1109**

**N-EtFOSA**

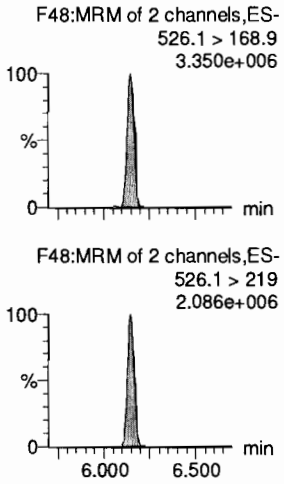


**PFHxDA**

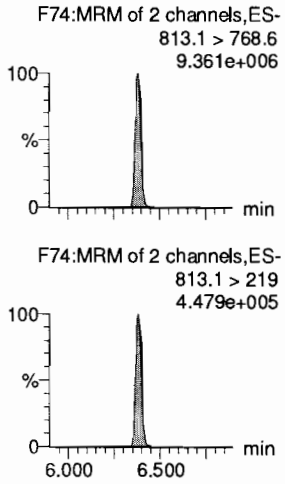


**PFODA**

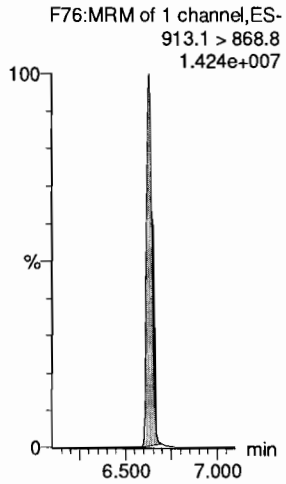


**N-MeFOSE**

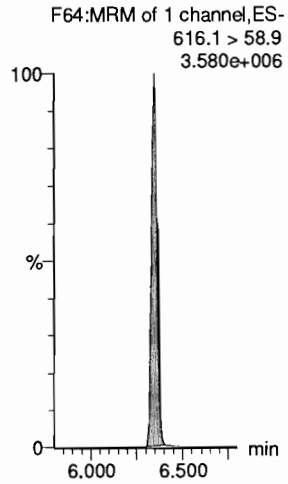


**N-EtFOSE**

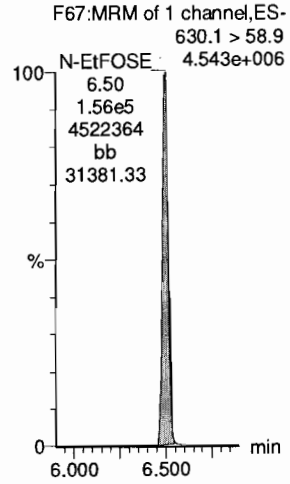


**13C4-PFBA**

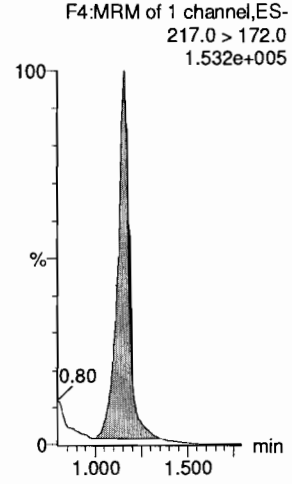


**d5-N-ETFOSA**

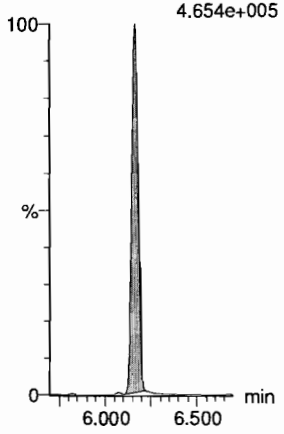


**13C2-PFHxDA**

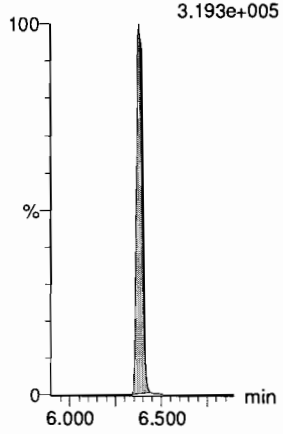


**13C2-PFHxDA**

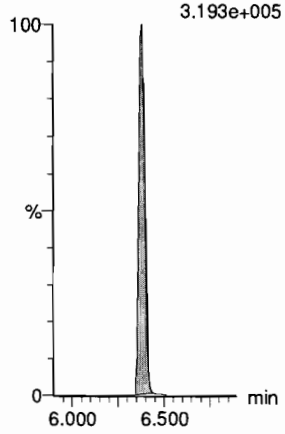


**d7-N-MeFOSE**

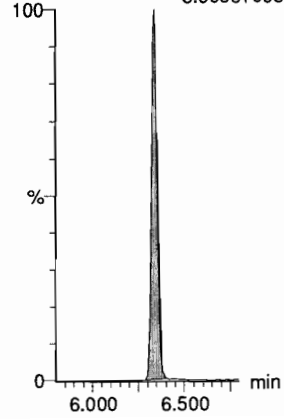


**d9-N-EtFOSE**

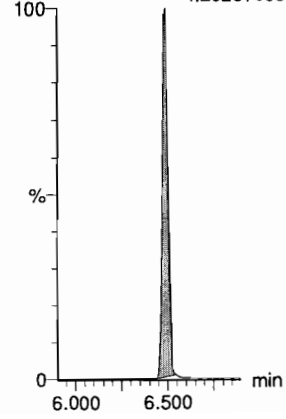


**13C5-PFHxA**

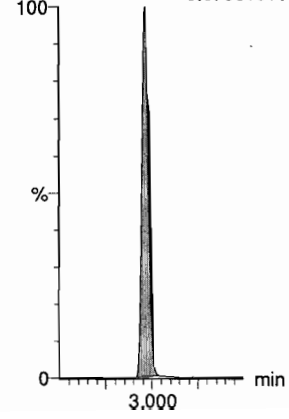

Dataset: F:\Projects\PFAS.PRO\Results\190722M1\190722M1-CRV.qld

Last Altered: Monday, July 22, 2019 13:13:35 Pacific Daylight Time
Printed: Monday, July 22, 2019 13:14:27 Pacific Daylight Time

**Name: 190722M1_12, Date: 22-Jul-2019, Time: 11:51:27, ID: ST190722M1-9 PFC CS6 19G1109, Description: PFC CS6 19G1109**

**13C8-PFOA**

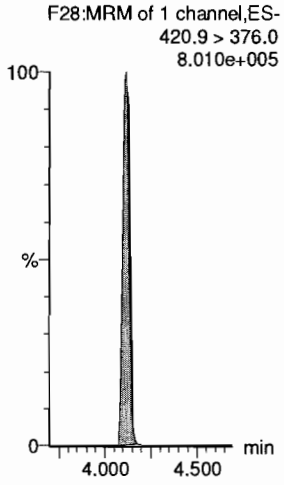


**18O2-PFHxS**




**13C9-PFNA**

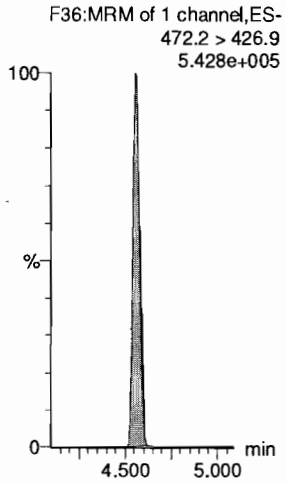


**13C4-PFOS**

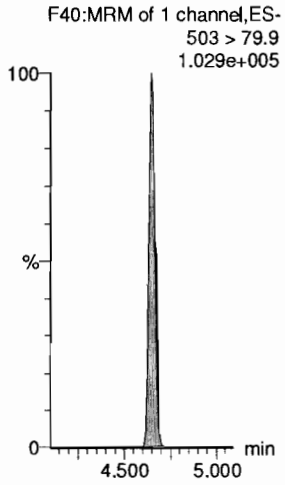


**13C6-PFDA**

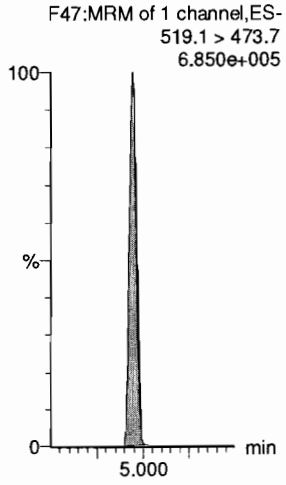


**13C7-PFUdA**

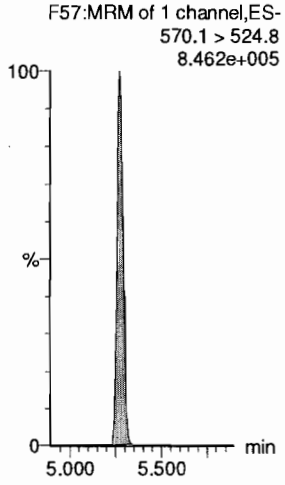

Dataset: F:\Projects\PFAS.PRO\Results\190722M1\190722M1-CRV.qld

Last Altered: Monday, July 22, 2019 13:13:35 Pacific Daylight Time
Printed: Monday, July 22, 2019 13:14:27 Pacific Daylight Time

**Name: 190722M1_13, Date: 22-Jul-2019, Time: 12:02:00, ID: ST190722M1-10 PFC CS7 19G1110, Description: PFC CS7 19G1110**

**PFBA**

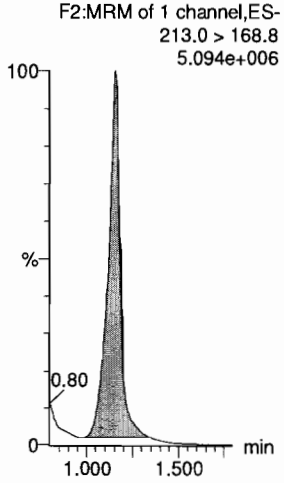


**PFPrS**

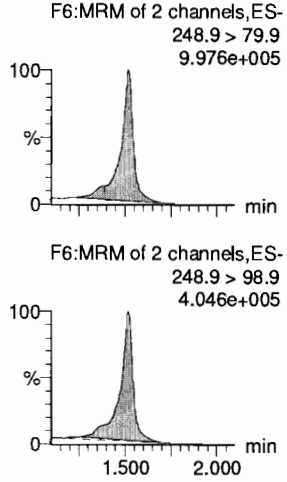


**3:3 FTCA**

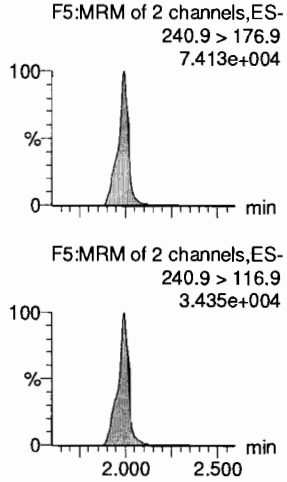


**PFPeA**

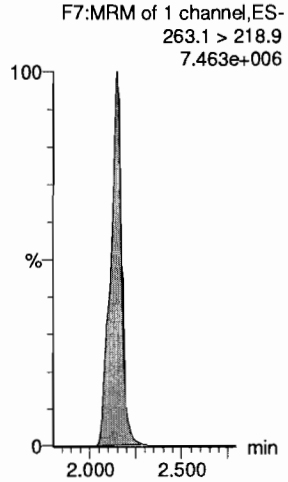


**PFBS**

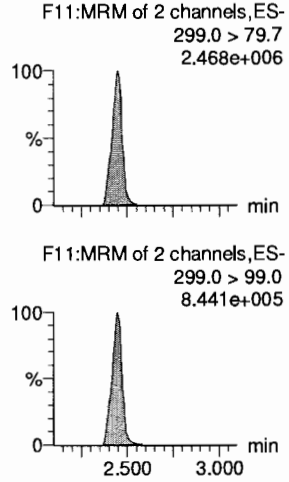


**4:2 FTS**

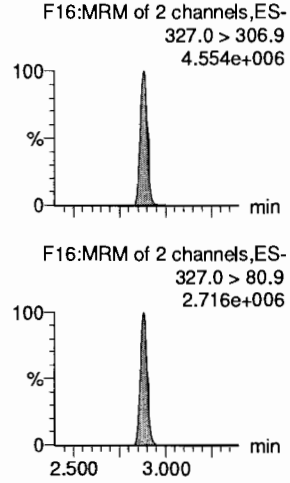


**13C3-PFBA**

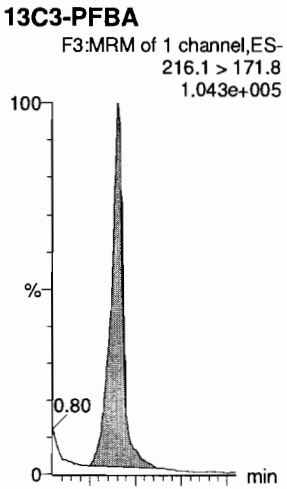


**13C3-PFBS**

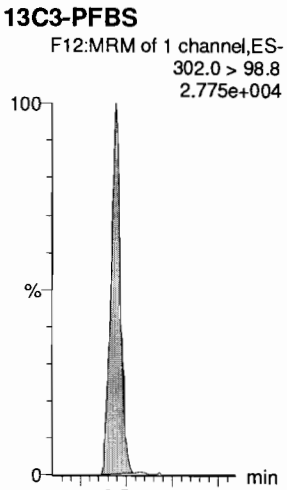


**13C3-PFPeA**

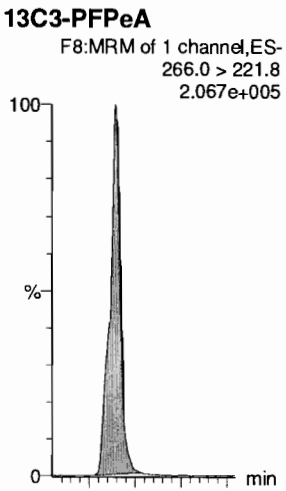


**13C3-PFPeA**

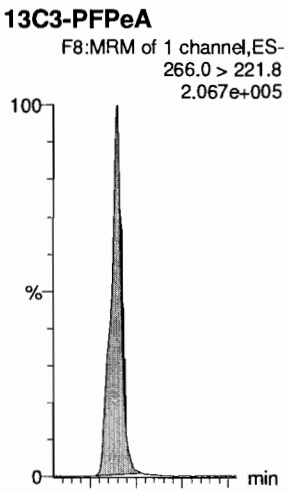


**13C3-PFBS**

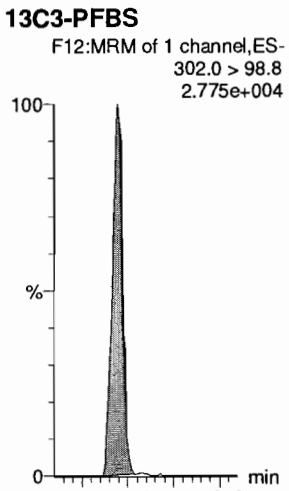


**13C2-4:2 FTS**

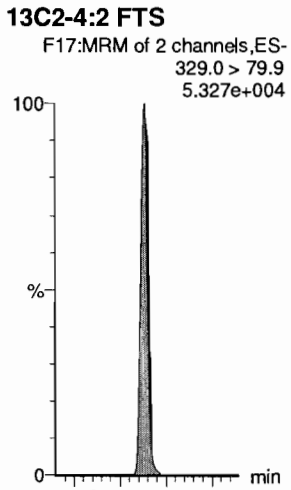

Dataset: F:\Projects\PFAS.PRO\Results\190722M1\190722M1-CRV.qld

Last Altered: Monday, July 22, 2019 13:13:35 Pacific Daylight Time
Printed: Monday, July 22, 2019 13:14:27 Pacific Daylight Time

**Name: 190722M1_13, Date: 22-Jul-2019, Time: 12:02:00, ID: ST190722M1-10 PFC CS7 19G1110, Description: PFC CS7 19G1110**

**PFHxA**
F13:MRM of 2 channels,ES-
313.0 > 269.0
2.045e+007

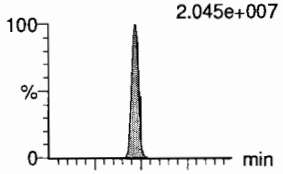

F13:MRM of 2 channels,ES-
313 > 118.9
1.365e+006

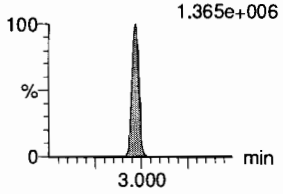

**PFPeS**
F19:MRM of 2 channels,ES-
349.1 > 80.1
1.892e+006

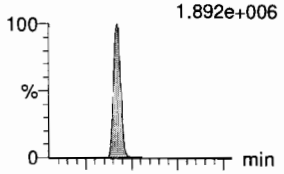

F19:MRM of 2 channels,ES-
349.1 > 99
1.234e+006

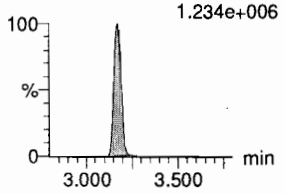

**HFPO-DA**
F9:MRM of 3 channels,ES-
285.1 > 168.9
1.322e+006

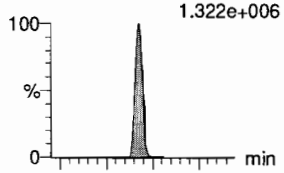

F9:MRM of 3 channels,ES-
285.1 > 184.9
6.020e+005

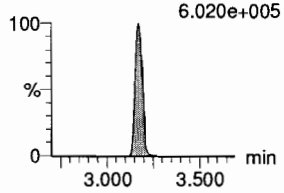

**5:3 FTCA**
F18:MRM of 2 channels,ES-
340.9 > 236.9
6.515e+005

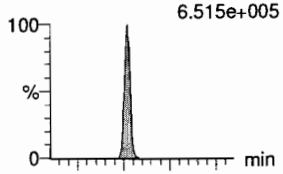

F18:MRM of 2 channels,ES-
340.9 > 216.9
4.202e+005

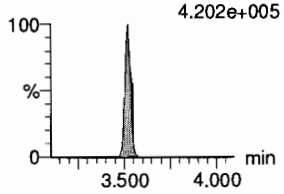

**PFHpA**
F20:MRM of 2 channels,ES-
363.0 > 318.9
1.367e+007

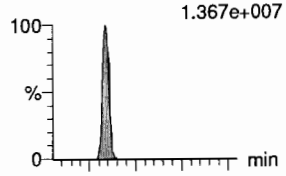

F20:MRM of 2 channels,ES-
363.0 > 169.0
1.392e+006

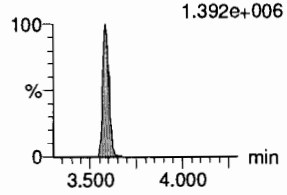

**ADONA**
F22:MRM of 2 channels,ES-
376.8 > 250.9
3.902e+007

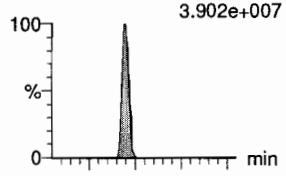

F22:MRM of 2 channels,ES-
376.8 > 85.0
1.090e+007

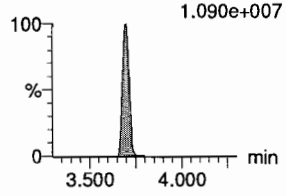

**13C2-PFHxA**
F14:MRM of 1 channel,ES-
315.0 > 270.0
2.408e+005



**13C3-PFBS**
F12:MRM of 1 channel,ES-
302.0 > 98.8
2.775e+004

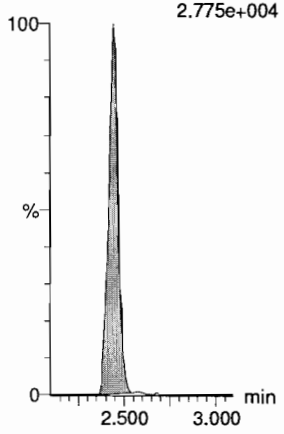

**13C3-HFPO-DA**
F10:MRM of 2 channels,ES-
287.0 > 168.9
2.528e+004

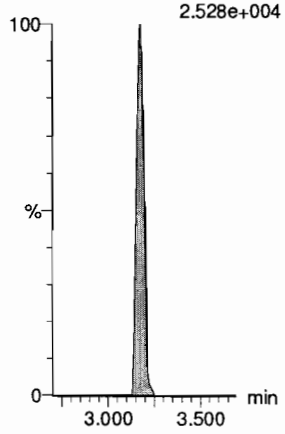

**13C4-PFHpA**
F21:MRM of 1 channel,ES-
367.2 > 321.8
2.601e+005

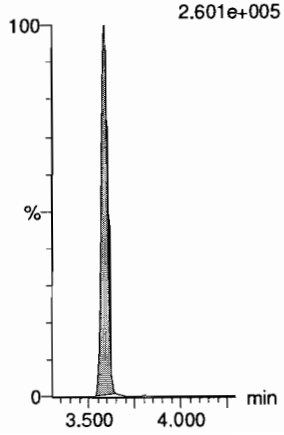

**13C4-PFHpA**
F21:MRM of 1 channel,ES-
367.2 > 321.8
2.601e+005



**13C4-PFHpA**
F21:MRM of 1 channel,ES-
367.2 > 321.8
2.601e+005

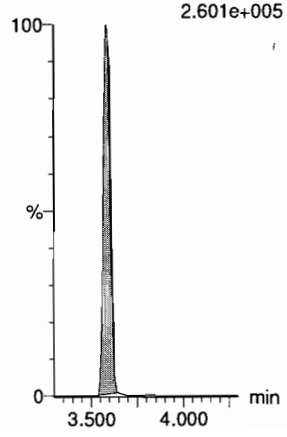

Dataset: F:\Projects\PFAS.PRO\Results\190722M1\190722M1-CRV.qld

Last Altered: Monday, July 22, 2019 13:13:35 Pacific Daylight Time
Printed: Monday, July 22, 2019 13:14:27 Pacific Daylight Time

**Name: 190722M1_13, Date: 22-Jul-2019, Time: 12:02:00, ID: ST190722M1-10 PFC CS7 19G1110, Description: PFC CS7 19G1110**

**L-PFHxS**

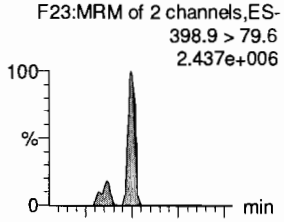


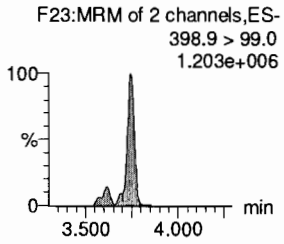


**6:2 FTS**

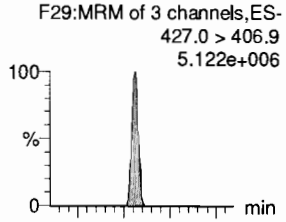


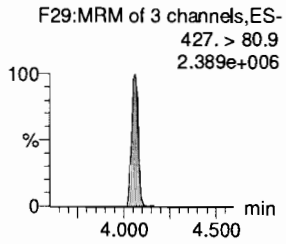


**L-PFOA**

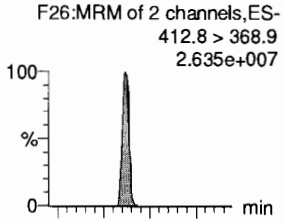


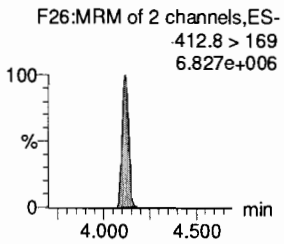


**PFEChS**

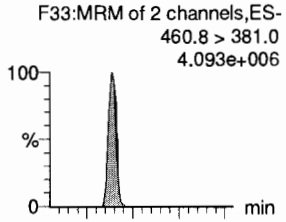


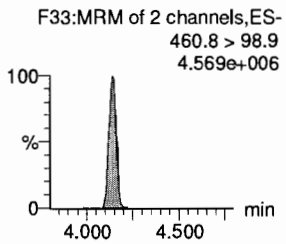


**PFHpS**

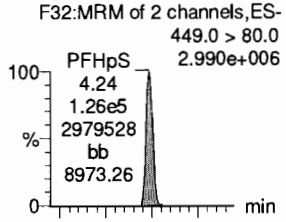


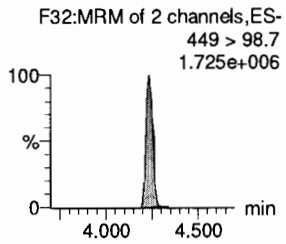


**7:3 FTCA**

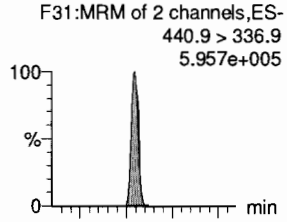


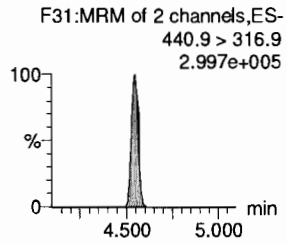


**13C3-PFHxS**

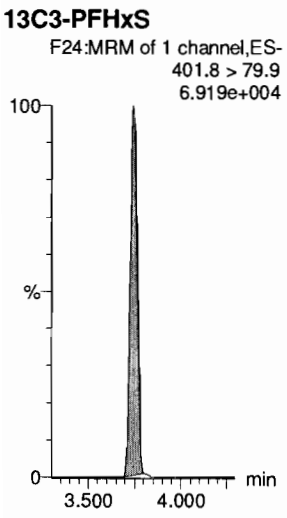


**13C2-6:2 FTS**

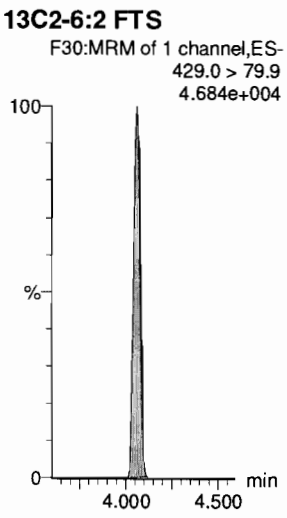


**13C2-PFOA**

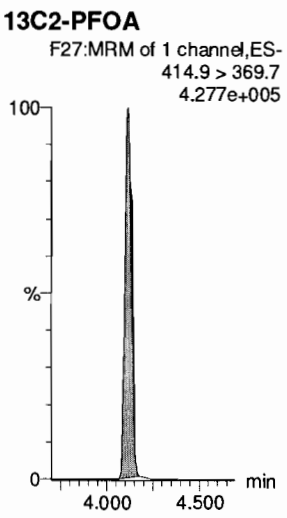


**13C2-PFOA**

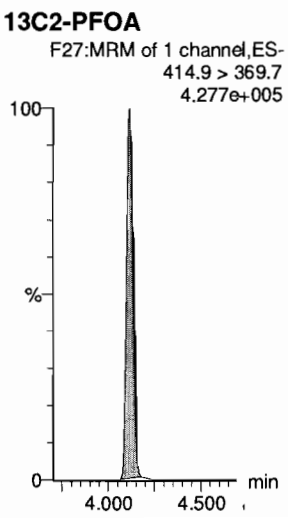


**13C8-PFOS**

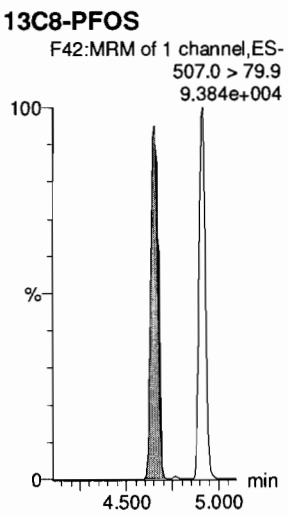


**13C5-PFNA**

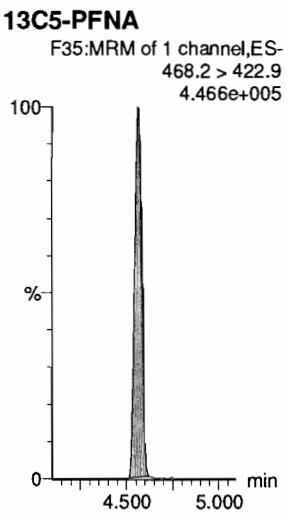

Dataset: F:\Projects\PFAS.PRO\Results\190722M1\190722M1-CRV.qld

Last Altered: Monday, July 22, 2019 13:13:35 Pacific Daylight Time
Printed: Monday, July 22, 2019 13:14:27 Pacific Daylight Time

**Name: 190722M1_13, Date: 22-Jul-2019, Time: 12:02:00, ID: ST190722M1-10 PFC CS7 19G1110, Description: PFC CS7 19G1110**

**PFNA**

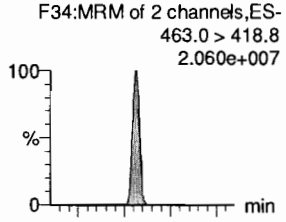


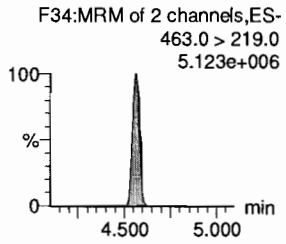


**PFOSA**

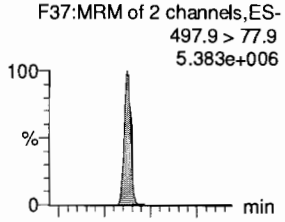


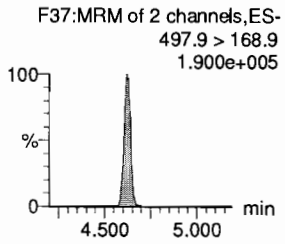


**L-PFOS**

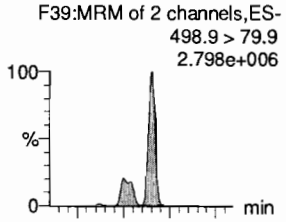


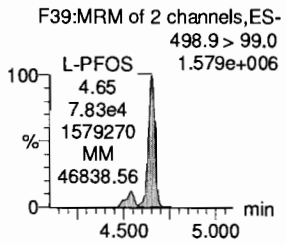


**9Cl-PF30NS**

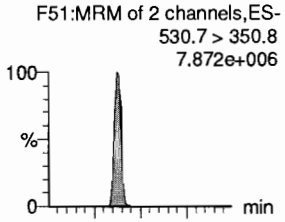


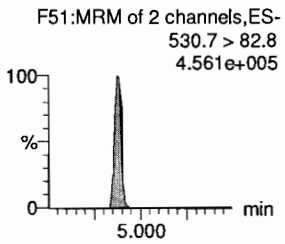


**PFDA**

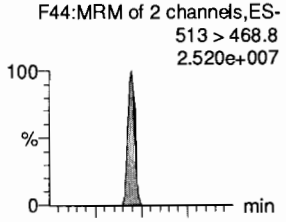


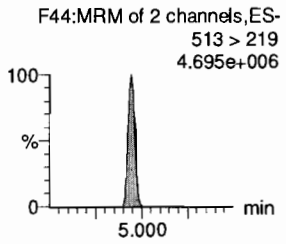


**8:2 FTS**

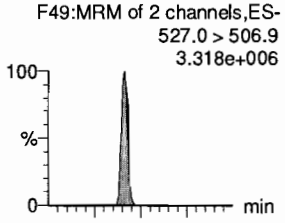


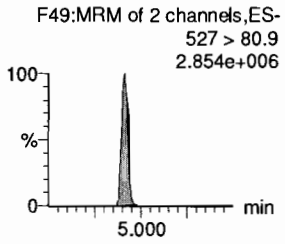


**13C5-PFNA**

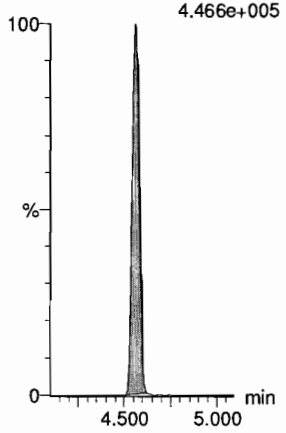


**13C8-PFOSA**

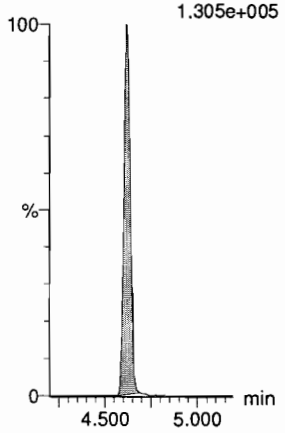


**13C8-PFOS**

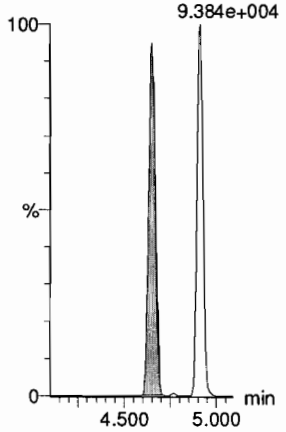


**13C8-PFOS**

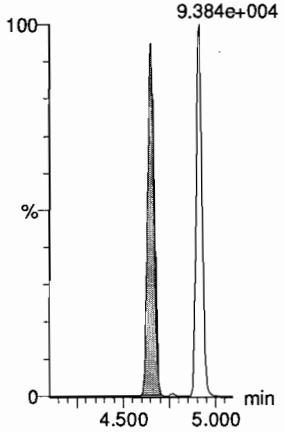


**13C2-PFDA**

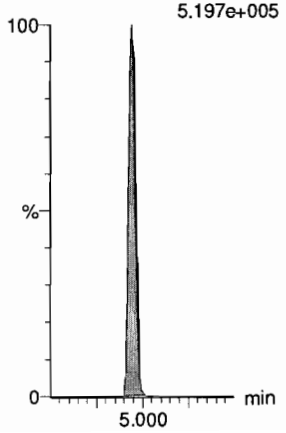


**13C2-8:2 FTS**

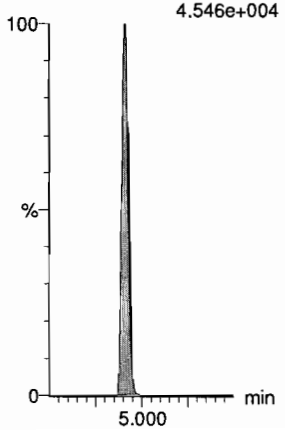

Dataset: F:\Projects\PFAS.PRO\Results\190722M1\190722M1-CRV.qld

Last Altered: Monday, July 22, 2019 13:13:35 Pacific Daylight Time
Printed: Monday, July 22, 2019 13:14:27 Pacific Daylight Time

**Name: 190722M1_13, Date: 22-Jul-2019, Time: 12:02:00, ID: ST190722M1-10 PFC CS7 19G1110, Description: PFC CS7 19G1110**

**PFNS**

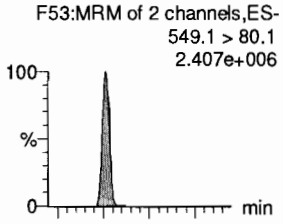


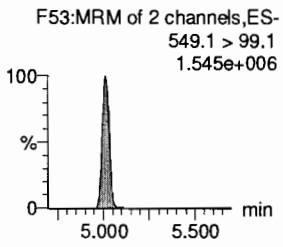


**L-MeFOSAA**

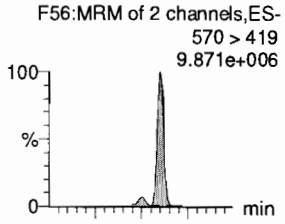


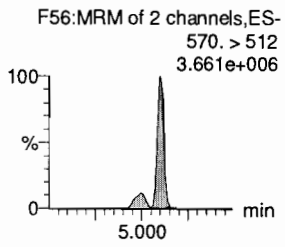


**L-EtFOSAA**

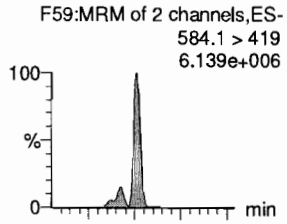


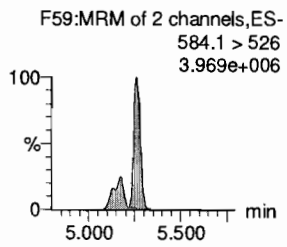


**PFUdA**

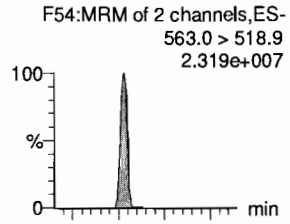


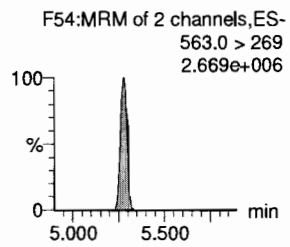


**PFDS**

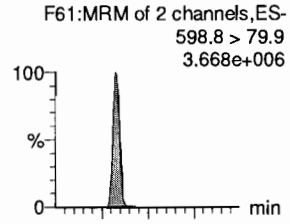


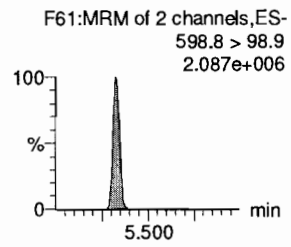


**11Cl-PF30UdS**

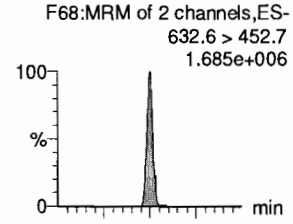


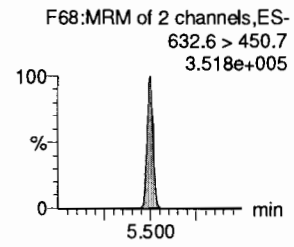


**13C8-PFOS**

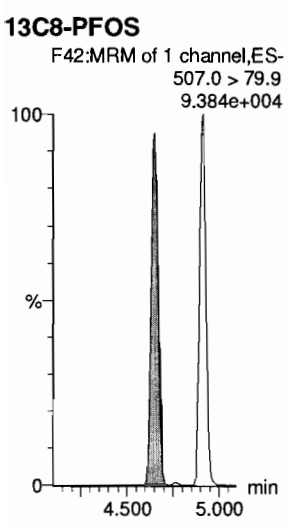


**d3-N-MeFOSAA**

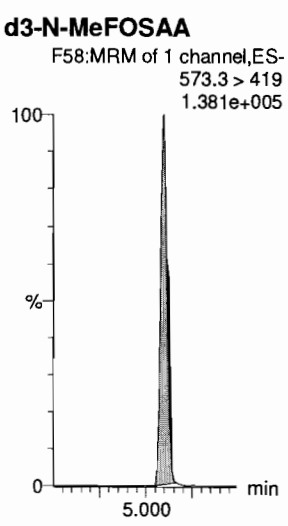


**d5-N-EtFOSAA**




**13C2-PFUdA**

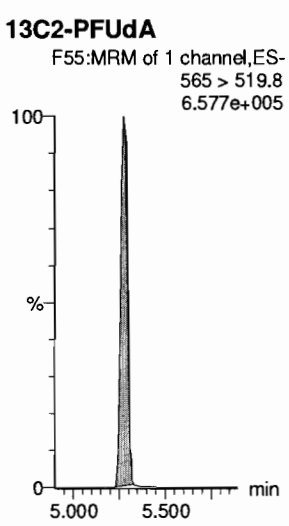


**13C2-8:2 FTS**

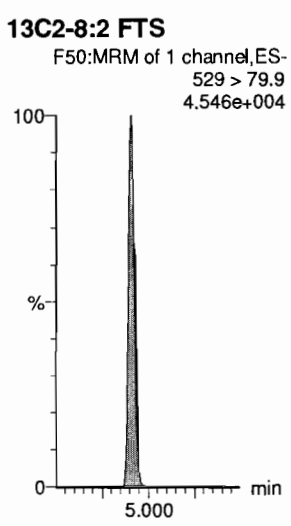


**13C2-PFDoA**

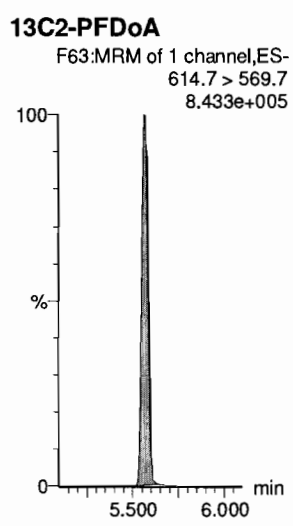

Dataset: F:\Projects\PFAS.PRO\Results\190722M1\190722M1-CRV.qld

Last Altered: Monday, July 22, 2019 13:13:35 Pacific Daylight Time
Printed: Monday, July 22, 2019 13:14:27 Pacific Daylight Time

**Name: 190722M1_13, Date: 22-Jul-2019, Time: 12:02:00, ID: ST190722M1-10 PFC CS7 19G1110, Description: PFC CS7 19G1110**

**10:2 FTS**

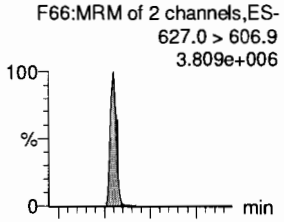


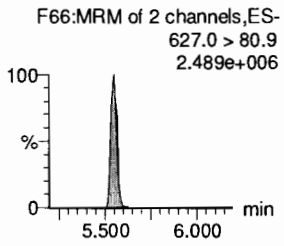


**PFDoA**

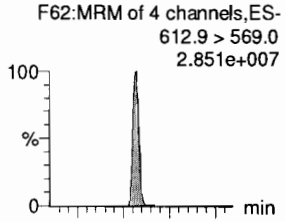


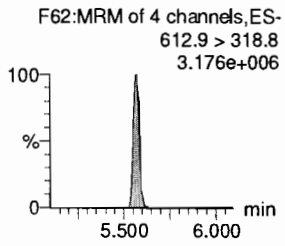


**N-MeFOSA**

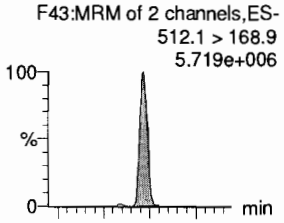


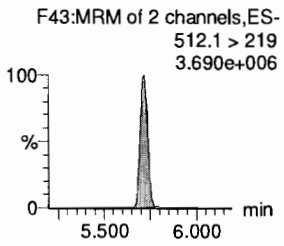


**PFTrDA**

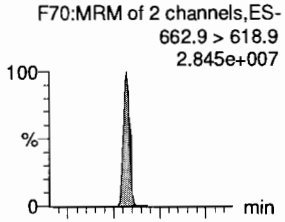


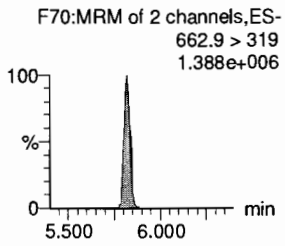


**PFDoS**

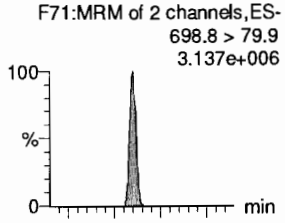


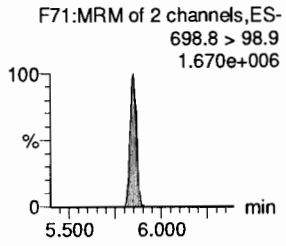


**PFTeDA**

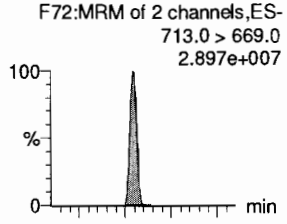


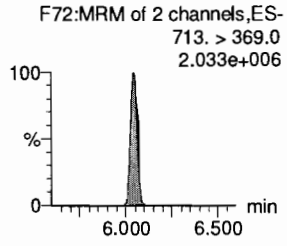


**13C2-8:2 FTS**

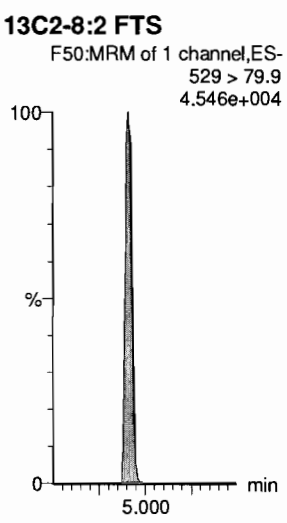


**13C2-PFDoA**

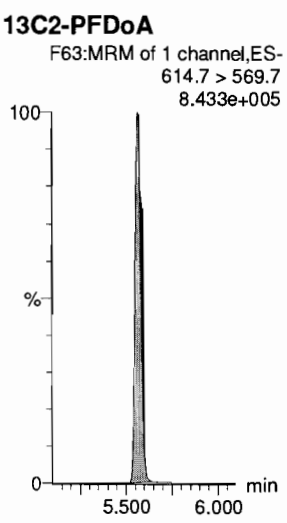


**d3-N-MeFOSA**




**13C2-PFDoA**




**13C2-PFTeDA**

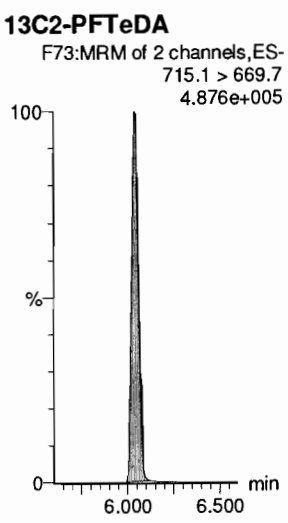


**13C2-PFTeDA**

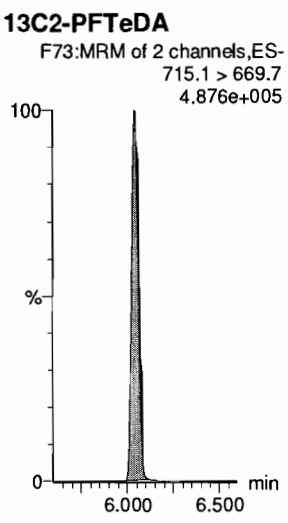

Dataset: F:\Projects\PFAS.PRO\Results\190722M1\190722M1-CRV.qld

Last Altered: Monday, July 22, 2019 13:13:35 Pacific Daylight Time
Printed: Monday, July 22, 2019 13:14:27 Pacific Daylight Time

**Name: 190722M1_13, Date: 22-Jul-2019, Time: 12:02:00, ID: ST190722M1-10 PFC CS7 19G1110, Description: PFC CS7 19G1110**

**N-EtFOSA**

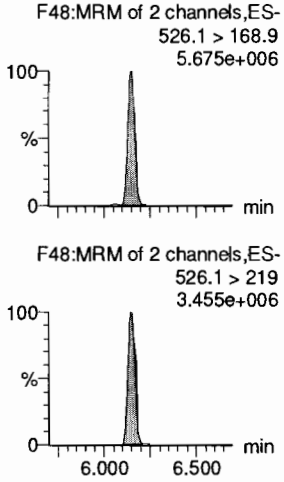


**PFHxDA**

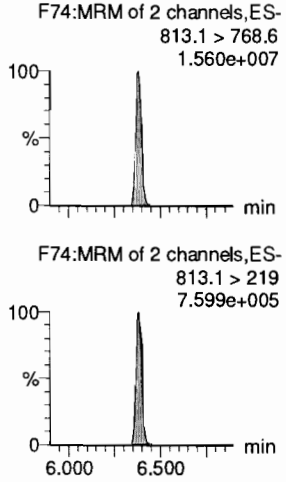


**PFODA**

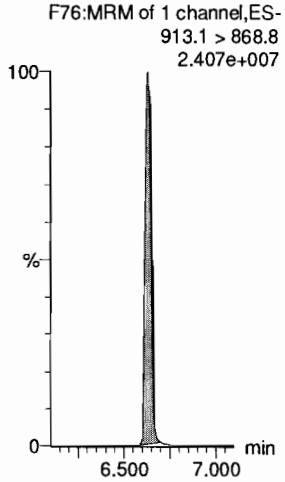


**N-MeFOSE**

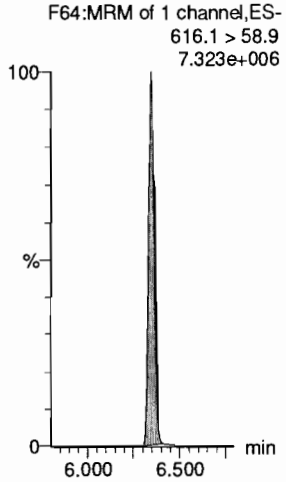


**N-EtFOSE**

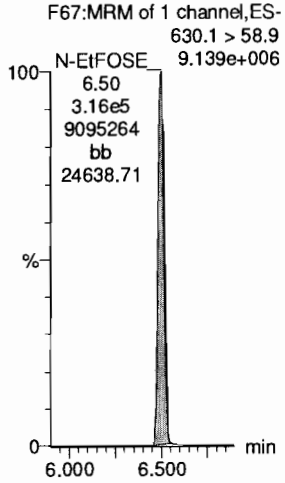


**13C4-PFBA**

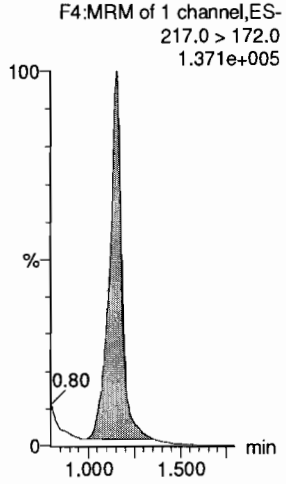


**d5-N-ETFOSA**

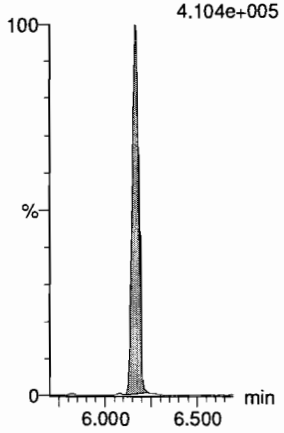


**13C2-PFHxDA**

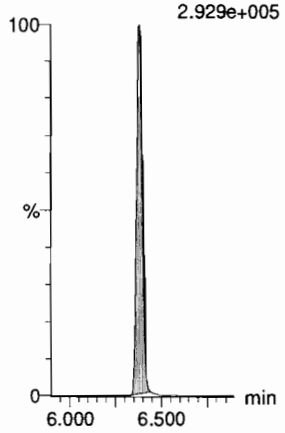


**13C2-PFHxDA**

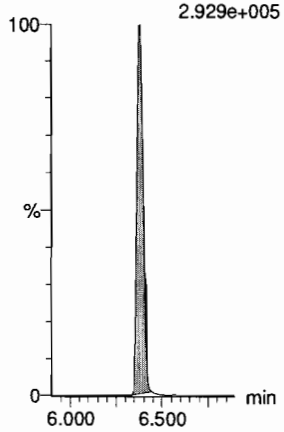


**d7-N-MeFOSE**

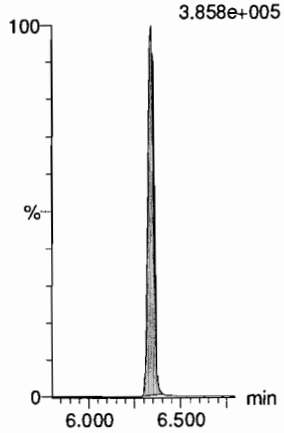


**d9-N-EtFOSE**

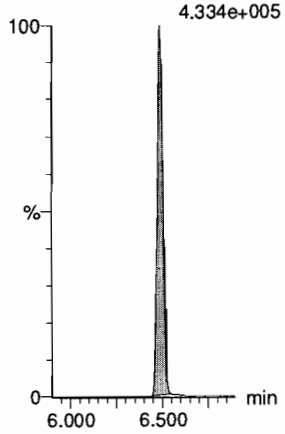


**13C5-PFHxA**

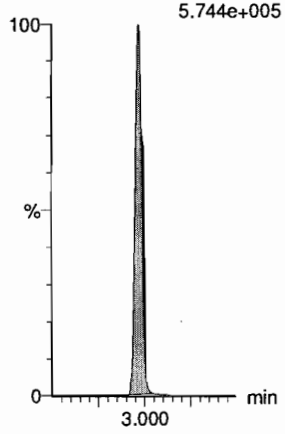

Dataset: F:\Projects\PFAS.PRO\Results\190722M1\190722M1-CRV.qld

Last Altered: Monday, July 22, 2019 13:13:35 Pacific Daylight Time
Printed: Monday, July 22, 2019 13:14:27 Pacific Daylight Time

**Name: 190722M1_13, Date: 22-Jul-2019, Time: 12:02:00, ID: ST190722M1-10 PFC CS7 19G1110, Description: PFC CS7 19G1110**

**13C8-PFOA**

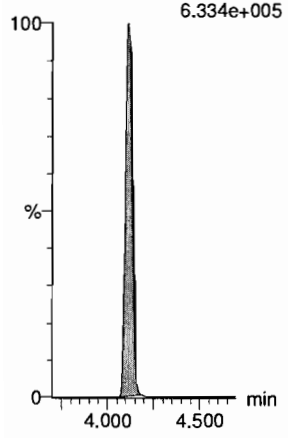


**18O2-PFHxS**

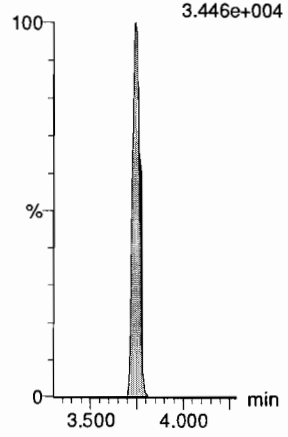


**13C9-PFNA**

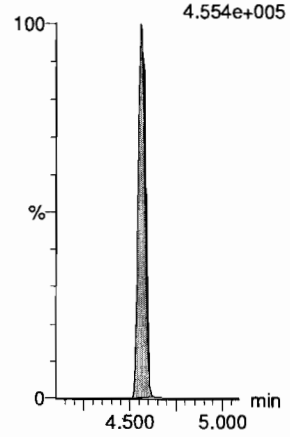


**13C4-PFOS**

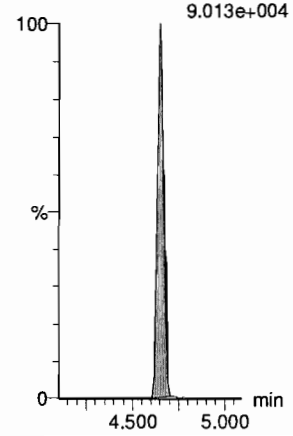


**13C6-PFDA**

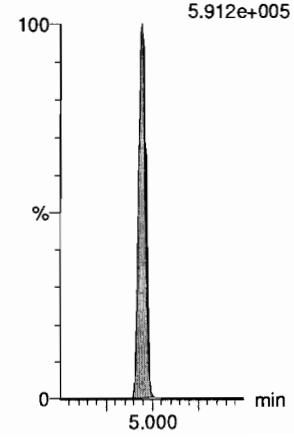


**13C7-PFUdA**

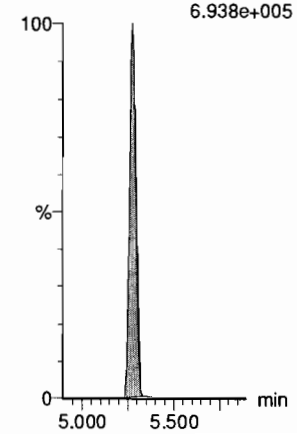

Dataset: F:\Projects\PFAS.PRO\Results\190722M1\190722M1-ICV.qld

Last Altered: Monday, July 22, 2019 13:39:58 Pacific Daylight Time
Printed: Monday, July 22, 2019 13:40:39 Pacific Daylight Time

Ⓐ Not in ICV. am 7/22/19

√ am 7/22/19

**Name: 190722M1_15, Date: 22-Jul-2019, Time: 12:23:11, ID: ICV190722M1-1 PFC ICV 19F2422, Description: PFC ICV 19F2422**

| | # | Name | Trace | Area | IS Area | wt/vol | RT | Response | Conc. | %Rec | Recovery ... | Ion Ratio | Ratio Out? |
|---|---|---|---|---|---|---|---|---|---|---|---|---|---|
| 1 | 1 | PFBA | 213.0 > 168.8 | 5885.253 | 7293.780 | 1.00 | 1.16 | 10.086 | 8.1 | 80.9 | NO | | |
| 2 | 2 | PFPrS | 248.9 > 79.9 | | 2119.419 | 1.00 | | | | Ⓐ | NO | | |
| 3 | 3 | 3:3 FTCA | 240.9 > 176.9 | | 15295.130 | 1.00 | | | | ↓ | NO | | |
| 4 | 4 | PFPeA | 263.1 > 218.9 | 8974.616 | 15295.130 | 1.00 | 2.15 | 7.335 | 7.9 | 79.4 | NO | | |
| 5 | 5 | PFBS | 299.0 > 79.7 | 2634.274 | 2119.419 | 1.00 | 2.45 | 15.537 | 6.9 | 77.6 | NO | 3.018 | NO |
| 6 | 6 | 4:2 FTS | 327.0 > 306.9 | 4613.261 | 3495.006 | 1.00 | 2.88 | 16.499 | 6.6 | 70.1 | NO | 1.768 | NO |
| 7 | 47 | 13C3-PFBA | 216.1 > 171.8 | 7293.780 | 10457.095 | 1.00 | 1.15 | 8.719 | 11.9 | 95.1 | NO | | |
| 8 | 49 | 13C3-PFBS | 302.0 > 98.8 | 2119.419 | 2062.495 | 1.00 | 2.45 | 12.845 | 12.1 | 97.2 | NO | | |
| 9 | 48 | 13C3-PFPeA | 266.0 > 221.8 | 15295.130 | 31027.588 | 1.00 | 2.15 | 6.162 | 12.4 | 99.0 | NO | | |
| 10 | 48 | 13C3-PFPeA | 266.0 > 221.8 | 15295.130 | 31027.588 | 1.00 | 2.15 | 6.162 | 12.4 | 99.0 | NO | | |
| 11 | 49 | 13C3-PFBS | 302.0 > 98.8 | 2119.419 | 2062.495 | 1.00 | 2.45 | 12.845 | 12.1 | 97.2 | NO | | |
| 12 | 51 | 13C2-4:2 FTS | 329.0 >79.9 | 3495.006 | 2062.495 | 1.00 | 2.88 | 21.182 | 12.8 | 102.7 | NO | | |
| 13 | -1 | | | | | | | | | | | | |
| 14 | 7 | PFHxA | 313.0 > 269.0 | 18502.215 | 12247.888 | 1.00 | 2.97 | 7.553 | 8.5 | 85.5 | NO | 15.871 | NO |
| 15 | 8 | PFPeS | 349.1>80.1 | 2062.867 | 2119.419 | 1.00 | 3.17 | 12.166 | 7.6 | 75.9 | NO | 1.549 | NO |
| 16 | 9 | HFPO-DA | 285.1 > 168.9 | | 1668.646 | 1.00 | | | | Ⓐ | NO | | |
| 17 | 10 | 5:3 FTCA | 340.9 > 236.9 | | 14865.786 | 1.00 | | | | ↓ | NO | | |
| 18 | 11 | PFHpA | 363.0 > 318.9 | 11995.425 | 14865.786 | 1.00 | 3.59 | 10.086 | 7.8 | 77.9 | NO | 9.958 | NO |
| 19 | 12 | ADONA | 376.8 > 250.9 | | 14865.786 | 1.00 | | | | Ⓐ | NO | | |
| 20 | 52 | 13C2-PFHxA | 315.0 > 270.0 | 12247.888 | 31027.588 | 1.00 | 2.97 | 4.934 | 5.0 | 100.9 | NO | | |
| 21 | 49 | 13C3-PFBS | 302.0 > 98.8 | 2119.419 | 2062.495 | 1.00 | 2.45 | 12.845 | 12.1 | 97.2 | NO | | |
| 22 | 50 | 13C3-HFPO-DA | 287.0 > 168.9 | 1668.646 | 31027.588 | 1.00 | 3.18 | 0.672 | 5.0 | 100.4 | NO | | |
| 23 | 53 | 13C4-PFHpA | 367.2 > 321.8 | 14865.786 | 31027.588 | 1.00 | 3.58 | 5.989 | 12.5 | 100.1 | NO | | |
| 24 | 53 | 13C4-PFHpA | 367.2 > 321.8 | 14865.786 | 31027.588 | 1.00 | 3.58 | 5.989 | 12.5 | 100.1 | NO | | |
| 25 | 53 | 13C4-PFHpA | 367.2 > 321.8 | 14865.786 | 31027.588 | 1.00 | 3.58 | 5.989 | 12.5 | 100.1 | NO | | |
| 26 | -1 | | | | | | | | | | | | |
| 27 | 13 | L-PFHxS | 398.9 > 79.6 | 2166.916 | 4112.836 | 1.00 | 3.75 | 6.586 | 7.2 | 79.3 | NO | 1.987 | NO |
| 28 | 15 | 6:2 FTS | 427.0 > 406.9 | 5098.015 | 2671.291 | 1.00 | 4.06 | 23.856 | 7.1 | 74.6 | NO | 2.236 | NO |
| 29 | 16 | L-PFOA | 412.8 > 368.9 | 23680.609 | 26262.436 | 1.00 | 4.12 | 11.271 | 7.5 | 74.8 | NO | 3.786 | NO |
| 30 | 18 | PFecHS | 460.8 > 381.0 | | 26262.436 | 1.00 | | | | Ⓐ | NO | | |
| 31 | 19 | PFHpS | 449.0 > 80.0 | 2342.036 | 4801.937 | 1.00 | 4.24 | 6.097 | 6.9 | 72.7 | NO | 1.790 | NO |
| 32 | 20 | 7:3 FTCA | 440.9 > 336.9 | | 27080.490 | 1.00 | | | | Ⓐ | NO | | |
| 33 | 54 | 13C3-PFHxS | 401.8 > 79.9 | 4112.836 | 2062.495 | 1.00 | 3.75 | 24.926 | 12.3 | 98.5 | NO | | |
| 34 | 55 | 13C2-6:2 FTS | 429.0 >79.9 | 2671.291 | 4721.010 | 1.00 | 4.06 | 7.073 | 13.2 | 105.5 | NO | | |
| 35 | 58 | 13C2-PFOA | 414.9 > 369.7 | 26262.436 | 37707.742 | 1.00 | 4.12 | 8.706 | 12.8 | 102.2 | NO | | |
| 36 | 58 | 13C2-PFOA | 414.9 > 369.7 | 26262.436 | 37707.742 | 1.00 | 4.12 | 8.706 | 12.8 | 102.2 | NO | | |

CG H 7/22/19

Dataset: F:\Projects\PFAS.PRO\Results\190722M1\190722M1-ICV.qld

Last Altered: Monday, July 22, 2019 13:39:58 Pacific Daylight Time
Printed: Monday, July 22, 2019 13:40:39 Pacific Daylight Time

**Name: 190722M1_15, Date: 22-Jul-2019, Time: 12:23:11, ID: ICV190722M1-1 PFC ICV 19F2422, Description: PFC ICV 19F2422**

| | # | Name | Trace | Area | IS Area | wt/vol | RT | Response | Conc. | %Rec | Recovery ... | Ion Ratio | Ratio Out? |
|---|---|---|---|---|---|---|---|---|---|---|---|---|---|
| 37 | 59 | 13C8-PFOS | 507.0 > 79.9 | 4801.937 | 4721.010 | 1.00 | 4.65 | 12.714 | 12.8 | 102.1 | NO | | |
| 38 | 56 | 13C5-PFNA | 468.2 > 422.9 | 27080.490 | 26355.076 | 1.00 | 4.56 | 12.844 | 12.8 | 102.6 | NO | | |
| 39 | -1 | | | | | | | | | | | | |
| 40 | 21 | PFNA | 463.0 > 418.8 | 20120.248 | 27080.490 | 1.00 | 4.57 | 9.287 | 8.1 | 80.5 | NO | 3.967 | NO |
| 41 | 22 | PFOSA | 497.9 > 77.9 | 4313.999 | 6760.520 | 1.00 | 4.62 | 7.976 | 7.8 | 78.3 | NO | 29.945 | NO |
| 42 | 23 | L-PFOS | 498.9 > 79.9 | 3069.618 | 4801.937 | 1.00 | 4.65 | 7.991 | 7.5 | 81.1 | NO | 2.323 | NO |
| 43 | 25 | 9Cl-PF30NS | 530.7 > 350.8 | | 4801.937 | 1.00 | | | | (A) | NO | | |
| 44 | 26 | PFDA | 513 > 468.8 | 22746.180 | 26558.148 | 1.00 | 4.95 | 10.706 | 8.3 | 83.1 | NO | 5.476 | NO |
| 45 | 27 | 8:2 FTS | 527.0 > 506.9 | 3092.541 | 2730.731 | 1.00 | 4.91 | 14.156 | 7.0 | 72.6 | NO | 1.189 | NO |
| 46 | 56 | 13C5-PFNA | 468.2 > 422.9 | 27080.490 | 26355.076 | 1.00 | 4.56 | 12.844 | 12.8 | 102.6 | NO | | |
| 47 | 57 | 13C8-PFOSA | 506.1 > 77.7 | 6760.520 | 41415.102 | 1.00 | 4.62 | 2.040 | 12.2 | 97.4 | NO | | |
| 48 | 59 | 13C8-PFOS | 507.0 > 79.9 | 4801.937 | 4721.010 | 1.00 | 4.65 | 12.714 | 12.8 | 102.1 | NO | | |
| 49 | 59 | 13C8-PFOS | 507.0 > 79.9 | 4801.937 | 4721.010 | 1.00 | 4.65 | 12.714 | 12.8 | 102.1 | NO | | |
| 50 | 60 | 13C2-PFDA | 515.1 > 469.9 | 26558.148 | 33583.023 | 1.00 | 4.95 | 9.885 | 12.1 | 96.6 | NO | | |
| 51 | 61 | 13C2-8:2 FTS | 529 > 79.9 | 2730.731 | 4721.010 | 1.00 | 4.91 | 7.230 | 13.0 | 103.9 | NO | | |
| 52 | -1 | | | | | | | | | | | | |
| 53 | 28 | PFNS | 549.1 > 80.1 | 1992.607 | 4801.937 | 1.00 | 5.01 | 5.187 | 7.2 | 75.2 | NO | 1.703 | NO |
| 54 | 29 | L-MeFOSAA | 570 > 419 | 10354.914 | 7529.787 | 1.00 | 5.10 | 17.190 | 8.0 | 79.8 | NO | 2.632 | NO |
| 55 | 31 | L-EtFOSAA | 584.1 > 419 | 8840.546 | 9362.071 | 1.00 | 5.27 | 11.804 | 9.5 | 94.6 | NO | 1.526 | NO |
| 56 | 33 | PFUdA | 563.0 > 518.9 | 22042.572 | 35757.984 | 1.00 | 5.28 | 7.705 | 8.4 | 84.2 | NO | 8.688 | NO |
| 57 | 34 | PFDS | 598.8 > 79.9 | 2769.991 | 2730.731 | 1.00 | 5.33 | 12.680 | 7.5 | 78.0 | NO | 1.639 | NO |
| 58 | 35 | 11Cl-PF30UdS | 632.6 > 452.7 | | 35147.676 | 1.00 | | | | (A) | NO | | |
| 59 | 59 | 13C8-PFOS | 507.0 > 79.9 | 4801.937 | 4721.010 | 1.00 | 4.65 | 12.714 | 12.8 | 102.1 | NO | | |
| 60 | 62 | d3-N-MeFOSAA | 573.3 > 419 | 7529.787 | 41415.102 | 1.00 | 5.10 | 2.273 | 12.8 | 102.5 | NO | | |
| 61 | 64 | d5-N-EtFOSAA | 589.3 > 419 | 9362.071 | 41415.102 | 1.00 | 5.26 | 2.826 | 12.6 | 101.0 | NO | | |
| 62 | 63 | 13C2-PFUdA | 565 > 519.8 | 35757.984 | 41415.102 | 1.00 | 5.28 | 10.793 | 12.1 | 97.1 | NO | | |
| 63 | 61 | 13C2-8:2 FTS | 529 > 79.9 | 2730.731 | 4721.010 | 1.00 | 4.91 | 7.230 | 13.0 | 103.9 | NO | | |
| 64 | 65 | 13C2-PFDoA | 614.7 > 569.7 | 35147.676 | 33583.023 | 1.00 | 5.57 | 13.082 | 12.0 | 96.3 | NO | | |
| 65 | -1 | | | | | | | | | | | | |
| 66 | 36 | 10:2 FTS | 627.0 > 606.9 | | 2730.731 | 1.00 | | | | (A) | NO | | |
| 67 | 37 | PFDoA | 612.9 > 569.0 | 24860.330 | 35147.676 | 1.00 | 5.57 | 8.841 | 8.2 | 82.4 | NO | 8.995 | NO |
| 68 | 38 | N-MeFOSA | 512.1 > 168.9 | | 17756.953 | 1.00 | | | | (A) | NO | | |
| 69 | 39 | PFTrDA | 662.9 > 618.9 | 25488.238 | 35147.676 | 1.00 | 5.82 | 9.065 | 7.9 | 79.2 | NO | 20.547 | NO |
| 70 | 40 | PFDoS | 698.8 > 79.9 | | 24285.611 | 1.00 | | | | (A) | NO | | |
| 71 | 41 | PFTeDA | 713.0 > 669.0 | 23946.617 | 24285.611 | 1.00 | 6.04 | 12.326 | 8.1 | 81.2 | NO | 14.136 | NO |
| 72 | 65 | 13C2-PFDoA | 614.7 > 569.7 | 35147.676 | 33583.023 | 1.00 | 5.57 | 13.082 | 12.0 | 96.3 | NO | | |

Dataset: F:\Projects\PFAS.PRO\Results\190722M1\190722M1-ICV.qld

Last Altered: Monday, July 22, 2019 13:39:58 Pacific Daylight Time
Printed: Monday, July 22, 2019 13:40:39 Pacific Daylight Time

**Name: 190722M1_15, Date: 22-Jul-2019, Time: 12:23:11, ID: ICV190722M1-1 PFC ICV 19F2422, Description: PFC ICV 19F2422**

| | # | Name | Trace | Area | IS Area | wt/vol | RT | Response | Conc. | %Rec | Recovery ... | Ion Ratio | Ratio Out? |
|---|---|---|---|---|---|---|---|---|---|---|---|---|---|
| 73 | 65 | 13C2-PFDoA | 614.7 > 569.7 | 35147.676 | 33583.023 | 1.00 | 5.57 | 13.082 | 12.0 | 96.3 | NO | | |
| 74 | 66 | d3-N-MeFOSA | 515.2 > 168.9 | 17756.953 | 41415.102 | 1.00 | 5.75 | 5.359 | 140.2 | 93.4 | NO | | |
| 75 | 65 | 13C2-PFDoA | 614.7 > 569.7 | 35147.676 | 33583.023 | 1.00 | 5.57 | 13.082 | 12.0 | 96.3 | NO | | |
| 76 | 67 | 13C2-PFTeDA | 715.1 > 669.7 | 24285.611 | 41415.102 | 1.00 | 6.04 | 7.330 | 12.1 | 97.0 | NO | | |
| 77 | 67 | 13C2-PFTeDA | 715.1 > 669.7 | 24285.611 | 41415.102 | 1.00 | 6.04 | 7.330 | 12.1 | 97.0 | NO | | |
| 78 | -1 | | | | | | | | | | | | |
| 79 | 42 | N-EtFOSA | 526.1 > 168.9 | | 21070.906 | 1.00 | | | | | NO | | |
| 80 | 43 | PFHxDA | 813.1 > 768.6 | | 12230.875 | 1.00 | | | | | NO | | |
| 81 | 44 | PFODA | 913.1 > 868.8 | | 12230.875 | 1.00 | | | | | NO | | |
| 82 | 45 | N-MeFOSE | 616.1 > 58.9 | | 14150.497 | 1.00 | | | | | NO | | |
| 83 | 46 | N-EtFOSE | 630.1 > 58.9 | | 15211.849 | 1.00 | | | | | NO | | |
| 84 | 72 | 13C4-PFBA | 217.0 > 172.0 | 10457.095 | 10457.095 | 1.00 | 1.16 | 12.500 | 12.5 | 100.0 | NO | | |
| 85 | 68 | d5-N-ETFOSA | 531.1 > 168.9 | 21070.906 | 41415.102 | 1.00 | 6.17 | 6.360 | 143.1 | 95.4 | NO | | |
| 86 | 69 | 13C2-PFHxDA | 815 > 769.7 | 12230.875 | 41415.102 | 1.00 | 6.38 | 3.692 | 4.7 | 93.7 | NO | | |
| 87 | 69 | 13C2-PFHxDA | 815 > 769.7 | 12230.875 | 41415.102 | 1.00 | 6.38 | 3.692 | 4.7 | 93.7 | NO | | |
| 88 | 70 | d7-N-MeFOSE | 623.1 > 58.9 | 14150.497 | 41415.102 | 1.00 | 6.34 | 4.271 | 136.5 | 91.0 | NO | | |
| 89 | 71 | d9-N-EtFOSE | 639.2 > 58.8 | 15211.849 | 41415.102 | 1.00 | 6.49 | 4.591 | 139.7 | 93.2 | NO | | |
| 90 | 73 | 13C5-PFHxA | 318.0 > 272.9 | 31027.588 | 31027.588 | 1.00 | 2.97 | 12.500 | 12.5 | 100.0 | NO | | |
| 91 | -1 | | | | | | | | | | | | |
| 92 | 75 | 13C8-PFOA | 420.9 > 376.0 | 37707.742 | 37707.742 | 1.00 | 4.12 | 12.500 | 12.5 | 100.0 | NO | | |
| 93 | 74 | 18O2-PFHxS | 403.0 > 102.6 | 2062.495 | 2062.495 | 1.00 | 3.75 | 12.500 | 12.5 | 100.0 | NO | | |
| 94 | 76 | 13C9-PFNA | 472.2 > 426.9 | 26355.076 | 26355.076 | 1.00 | 4.56 | 12.500 | 12.5 | 100.0 | NO | | |
| 95 | 77 | 13C4-PFOS | 503 > 79.9 | 4721.010 | 4721.010 | 1.00 | 4.65 | 12.500 | 12.5 | 100.0 | NO | | |
| 96 | 78 | 13C6-PFDA | 519.1 > 473.7 | 33583.023 | 33583.023 | 1.00 | 4.95 | 12.500 | 12.5 | 100.0 | NO | | |
| 97 | 79 | 13C7-PFUdA | 570.1 > 524.8 | 41415.102 | 41415.102 | 1.00 | 5.28 | 12.500 | 12.5 | 100.0 | NO | | |

Vista Analytical Laboratory

Dataset: F:\Projects\PFAS.PRO\Results\190722M1\190722M1-ICV.qld

Last Altered: Monday, July 22, 2019 13:39:58 Pacific Daylight Time
Printed: Monday, July 22, 2019 13:40:39 Pacific Daylight Time

**Method: F:\Projects\PFAS.PRO\MethDB\PFAS_FULL_80C_072219_ICV.mdb 22 Jul 2019 13:39:56**
**Calibration: F:\Projects\PFAS.PRO\CurveDB\C18_VAL-PFAS_Q4_07-22-19.cdb 22 Jul 2019 13:13:35**

**Name: 190722M1_15, Date: 22-Jul-2019, Time: 12:23:11, ID: ICV190722M1-1 PFC ICV 19F2422, Description: PFC ICV 19F2422**

**PFBA**

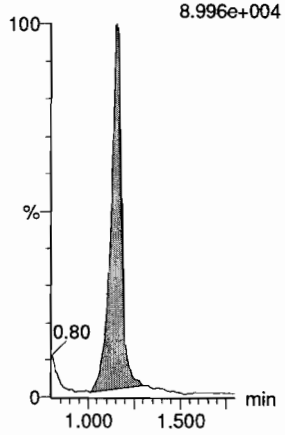


**PFPrS**

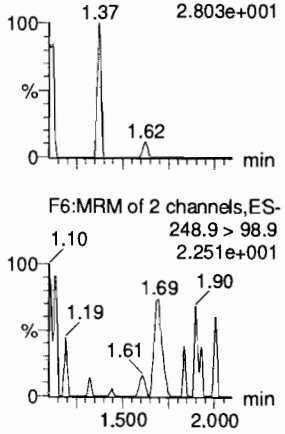


**3:3 FTCA**

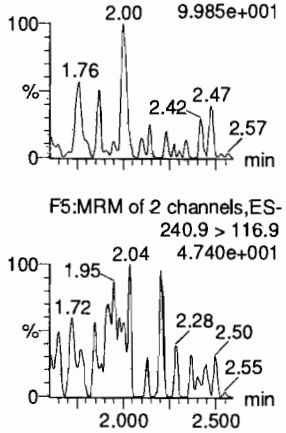


**PFPeA**

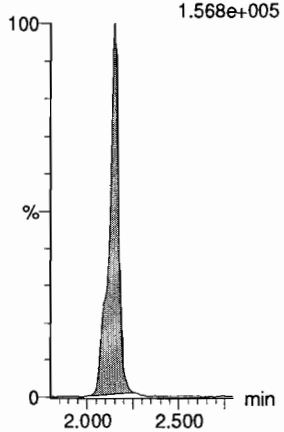


**PFBS**

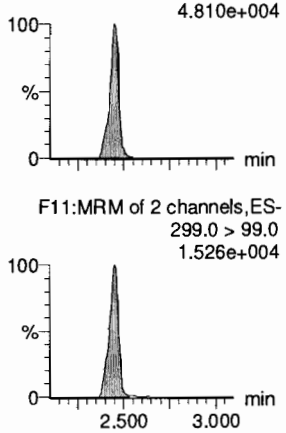


**4:2 FTS**

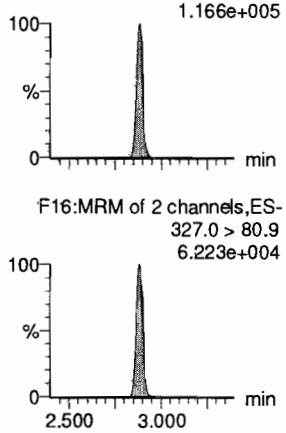


**13C3-PFBA**

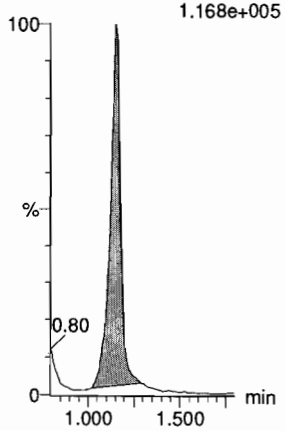


**13C3-PFBS**

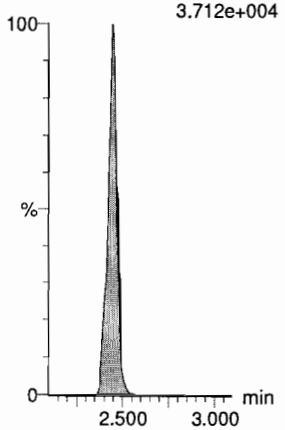


**13C3-PFPeA**

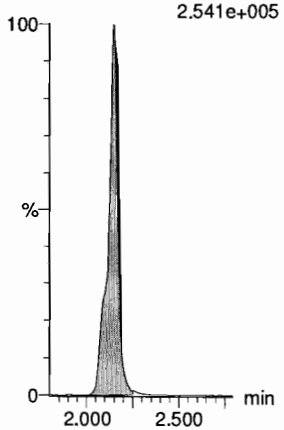


**13C3-PFPeA**




**13C3-PFBS**

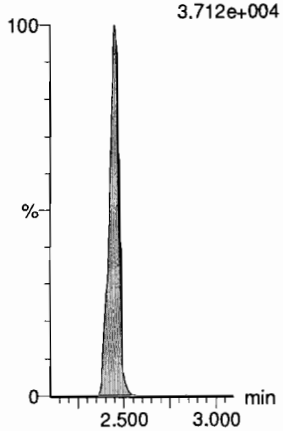


**13C2-4:2 FTS**

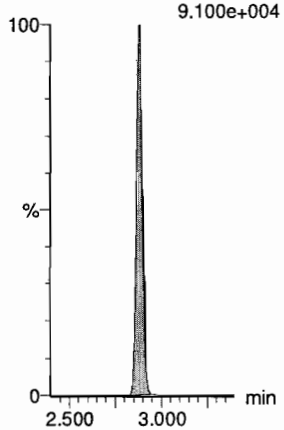

Dataset: F:\Projects\PFAS.PRO\Results\190722M1\190722M1-ICV.qld

Last Altered: Monday, July 22, 2019 13:39:58 Pacific Daylight Time
Printed: Monday, July 22, 2019 13:40:39 Pacific Daylight Time

**Name: 190722M1_15, Date: 22-Jul-2019, Time: 12:23:11, ID: ICV190722M1-1 PFC ICV 19F2422, Description: PFC ICV 19F2422**

**PFHxA**

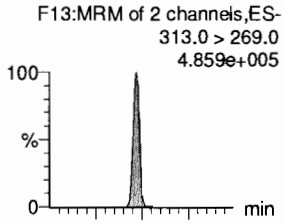


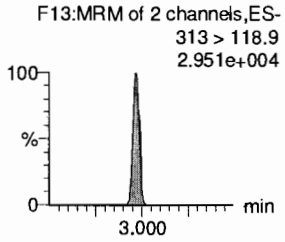


**PFPeS**

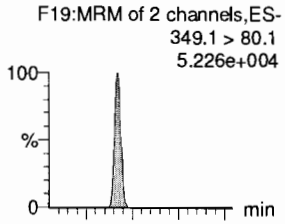


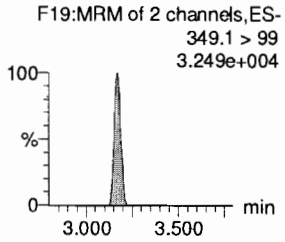


**HFPO-DA**

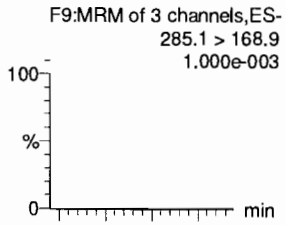


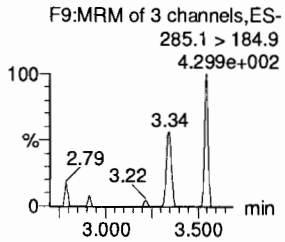


**5:3 FTCA**

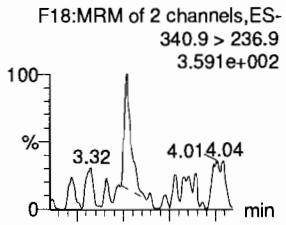


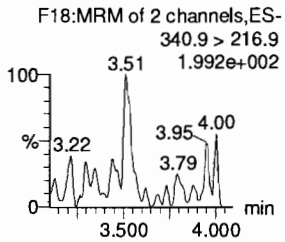


**PFHpA**

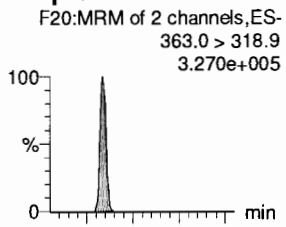


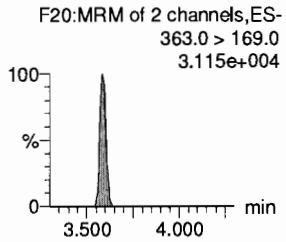


**ADONA**

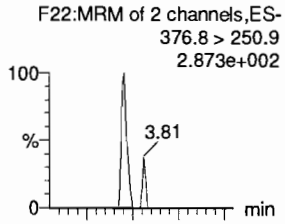


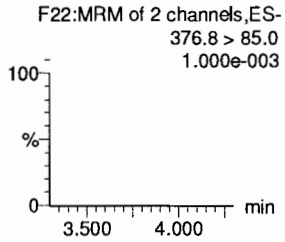


**13C2-PFHxA**

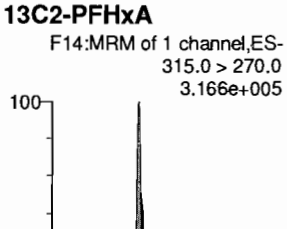


**13C3-PFBS**

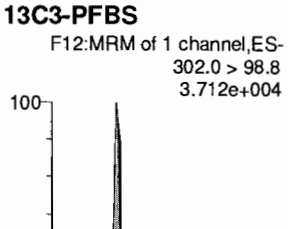


**13C3-HFPO-DA**




**13C4-PFHpA**

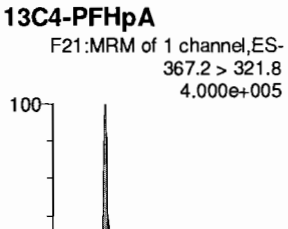


**13C4-PFHpA**

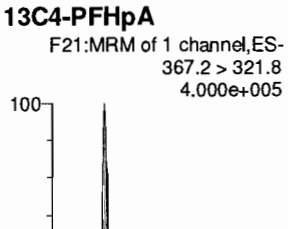


**13C4-PFHpA**

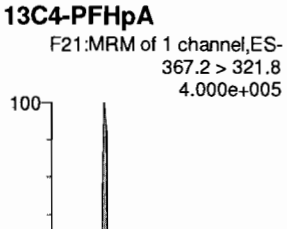

Vista Analytical Laboratory

Dataset: F:\Projects\PFAS.PRO\Results\190722M1\190722M1-ICV.qld

Last Altered: Monday, July 22, 2019 13:39:58 Pacific Daylight Time
Printed: Monday, July 22, 2019 13:40:39 Pacific Daylight Time

**Name: 190722M1_15, Date: 22-Jul-2019, Time: 12:23:11, ID: ICV190722M1-1 PFC ICV 19F2422, Description: PFC ICV 19F2422**

**L-PFHxS**

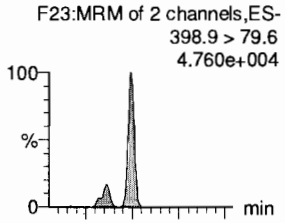


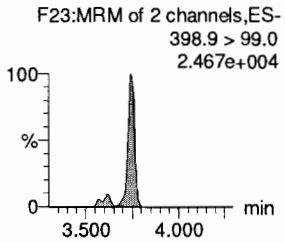


**6:2 FTS**

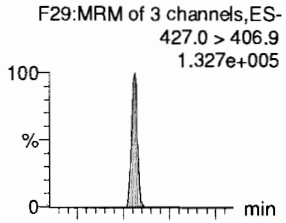


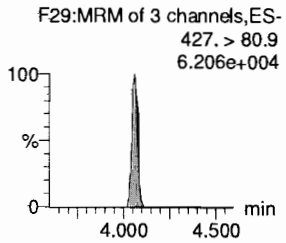


**L-PFOA**

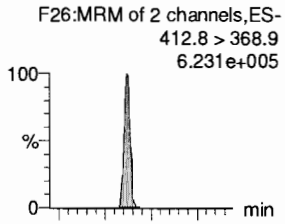


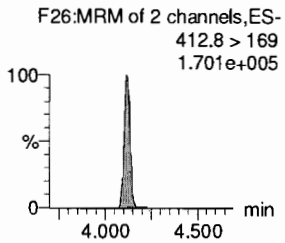


**PFEChS**

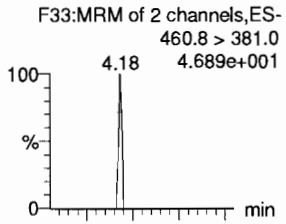


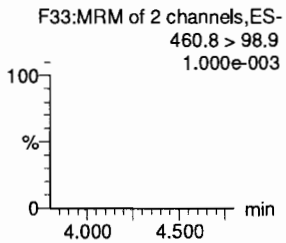


**PFHpS**

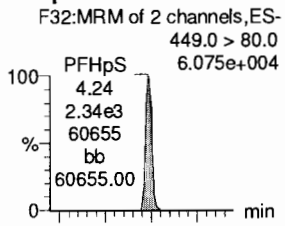


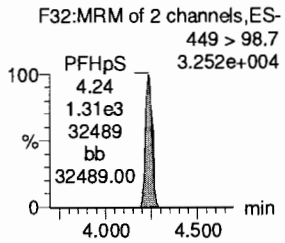


**7:3 FTCA**

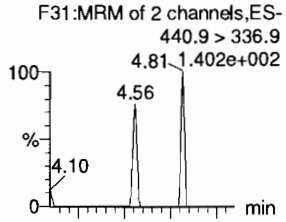


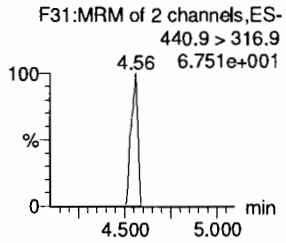


**13C3-PFHxS**

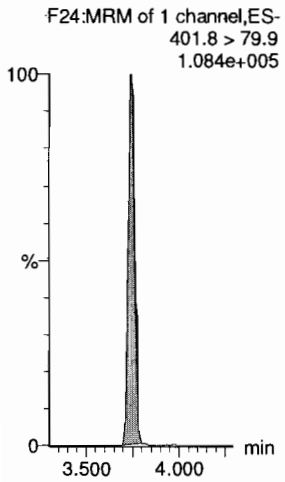


**13C2-6:2 FTS**

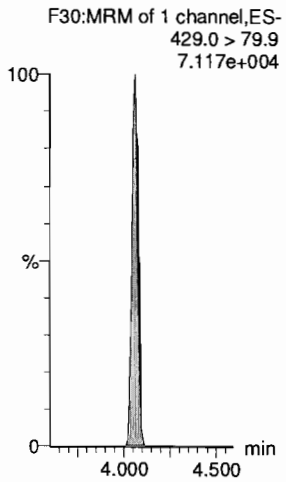


**13C2-PFOA**

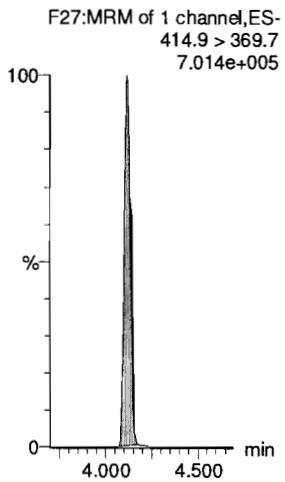


**13C2-PFOA**

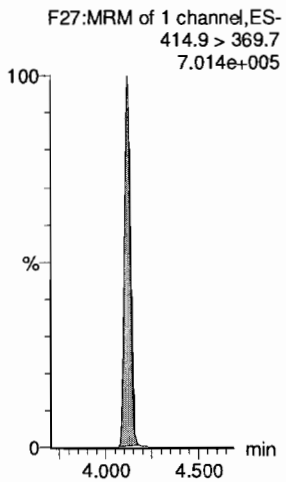


**13C8-PFOS**

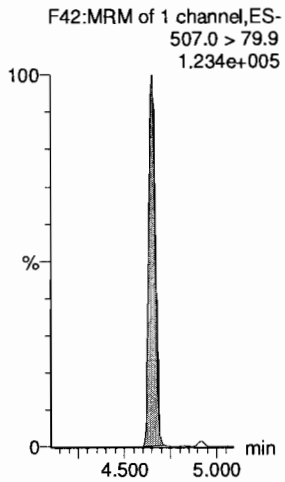


**13C5-PFNA**

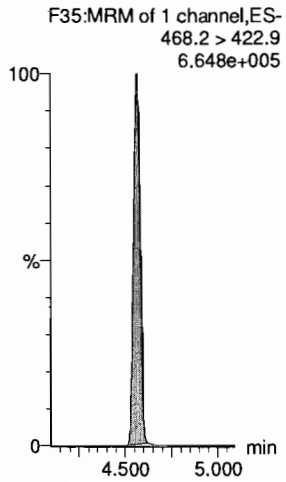

Dataset: F:\Projects\PFAS.PRO\Results\190722M1\190722M1-ICV.qld

Last Altered: Monday, July 22, 2019 13:39:58 Pacific Daylight Time
Printed: Monday, July 22, 2019 13:40:39 Pacific Daylight Time

**Name: 190722M1_15, Date: 22-Jul-2019, Time: 12:23:11, ID: ICV190722M1-1 PFC ICV 19F2422, Description: PFC ICV 19F2422**

**PFNA**

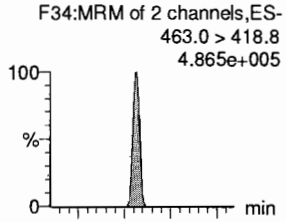


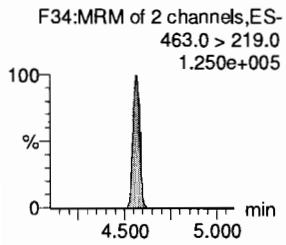


**PFOSA**

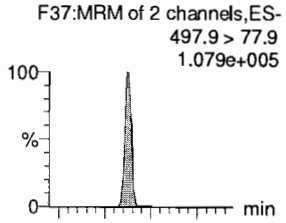


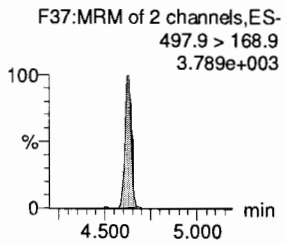


**L-PFOS**

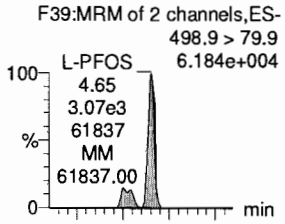


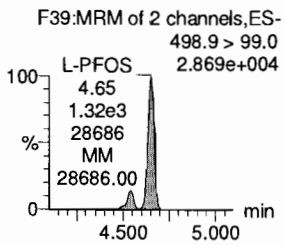


**9Cl-PF30NS**

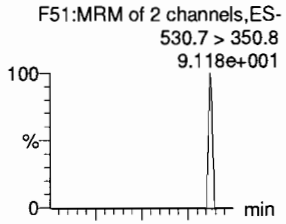


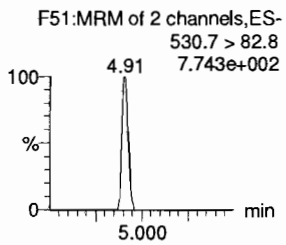


**PFDA**

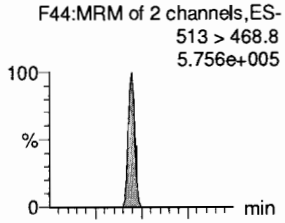


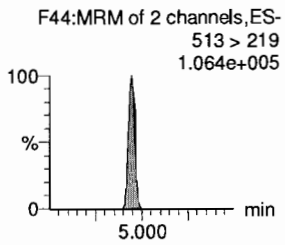


**8:2 FTS**

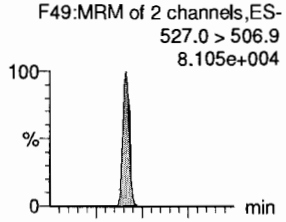


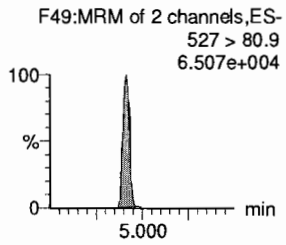


**13C5-PFNA**

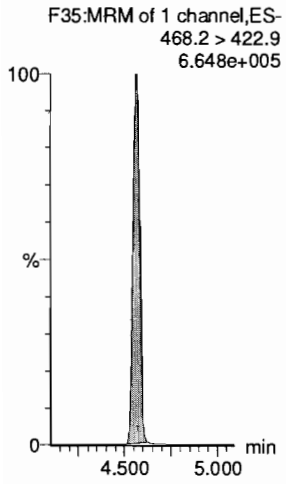


**13C8-PFOSA**

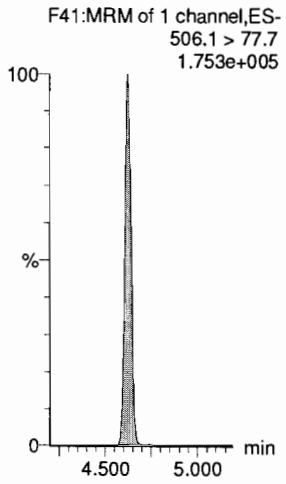


**13C8-PFOS**

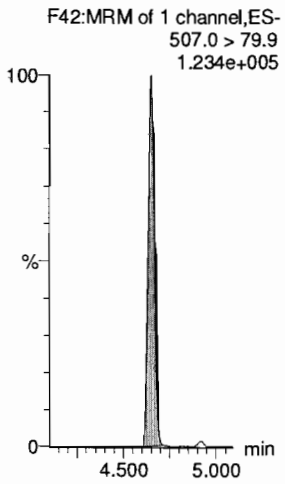


**13C8-PFOS**

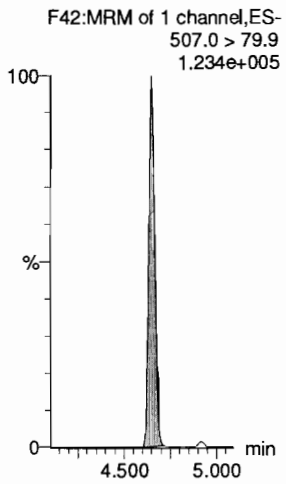


**13C2-PFDA**

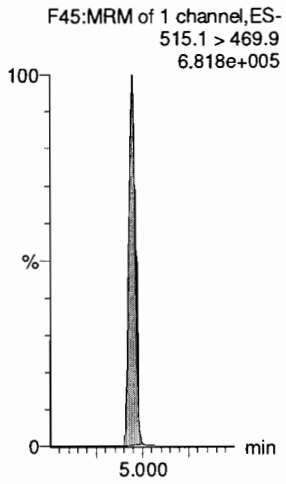


**13C2-8:2 FTS**

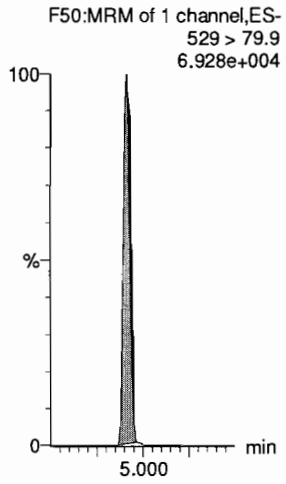

Dataset: F:\Projects\PFAS.PRO\Results\190722M1\190722M1-ICV.qld

Last Altered: Monday, July 22, 2019 13:39:58 Pacific Daylight Time
Printed: Monday, July 22, 2019 13:40:39 Pacific Daylight Time

**Name: 190722M1_15, Date: 22-Jul-2019, Time: 12:23:11, ID: ICV190722M1-1 PFC ICV 19F2422, Description: PFC ICV 19F2422**

**PFNS**

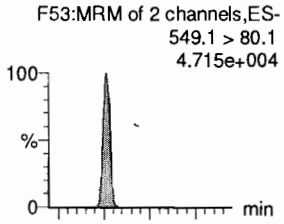


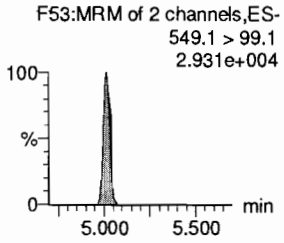


**L-MeFOSAA**

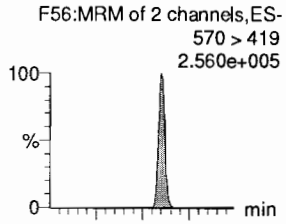


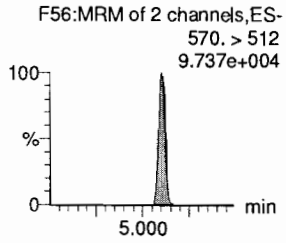


**L-EtFOSAA**

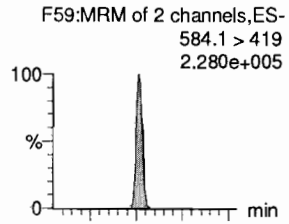


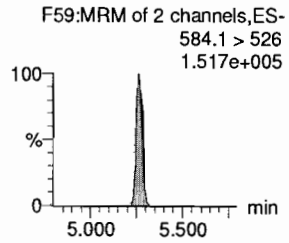


**PFUdA**

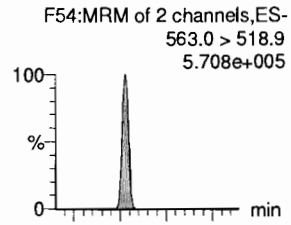


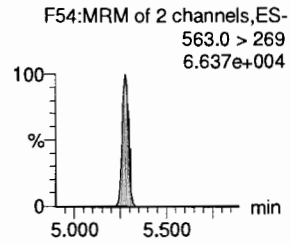


**PFDS**

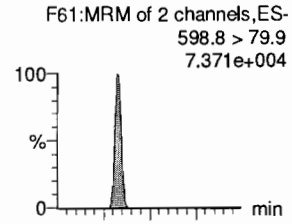


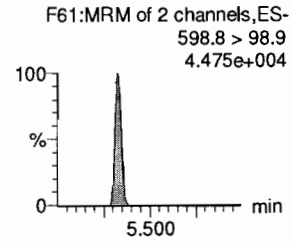


**11Cl-PF30UdS**

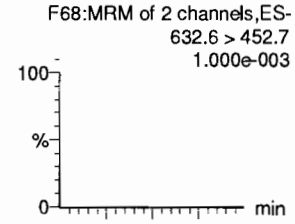


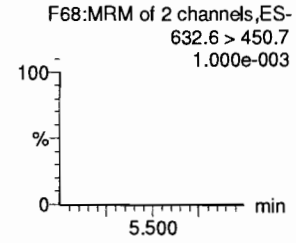


**13C8-PFOS**




**d3-N-MeFOSAA**

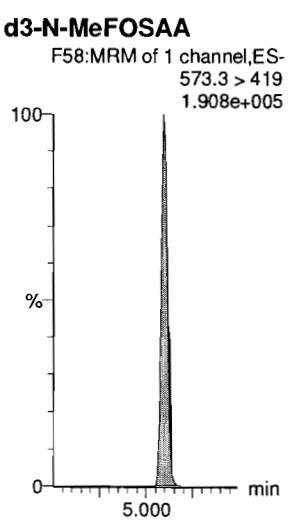


**d5-N-EtFOSAA**

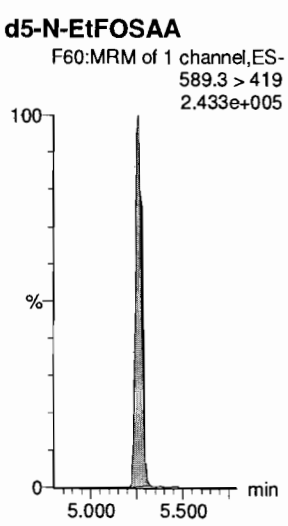


**13C2-PFUdA**

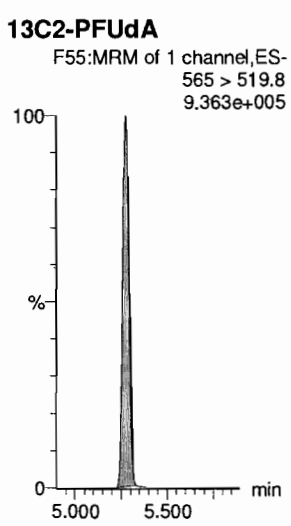


**13C2-8:2 FTS**

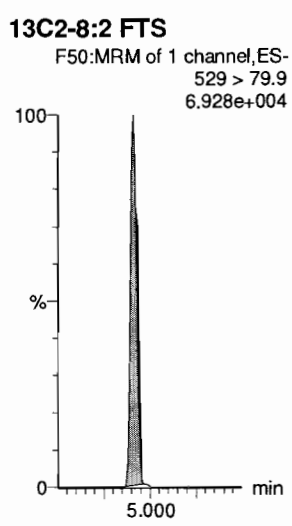


**13C2-PFDoA**

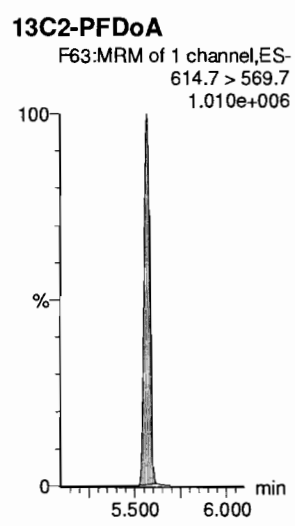

Dataset: F:\Projects\PFAS.PRO\Results\190722M1\190722M1-ICV.qld

Last Altered: Monday, July 22, 2019 13:39:58 Pacific Daylight Time
Printed: Monday, July 22, 2019 13:40:39 Pacific Daylight Time

**Name: 190722M1_15, Date: 22-Jul-2019, Time: 12:23:11, ID: ICV190722M1-1 PFC ICV 19F2422, Description: PFC ICV 19F2422**

**10:2 FTS**

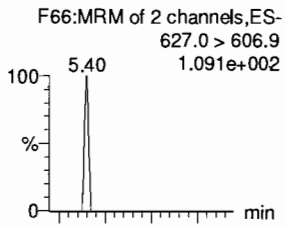


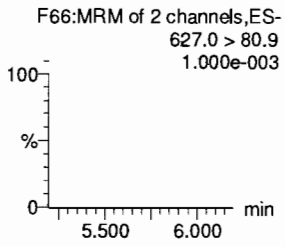


**PFDoA**

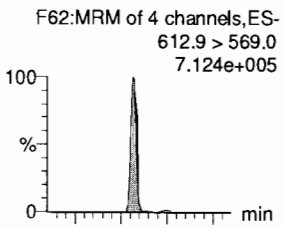


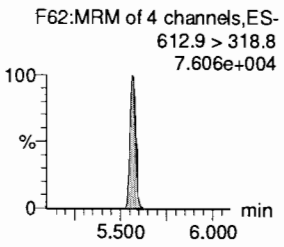


**N-MeFOSA**

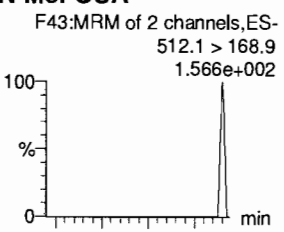


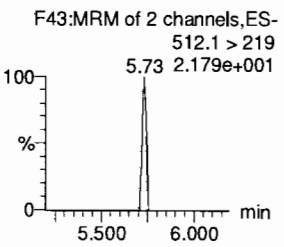


**PFTrDA**

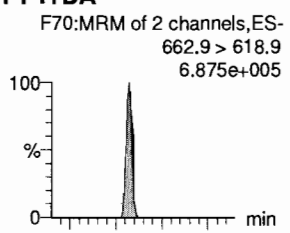


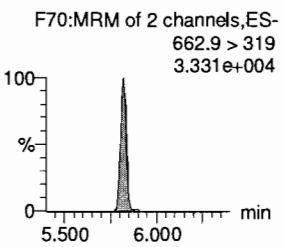


**PFDoS**

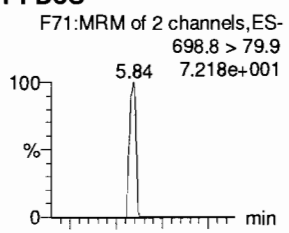


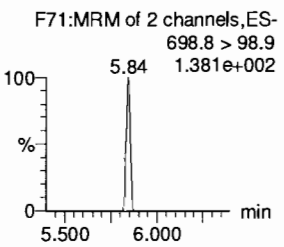


**PFTeDA**

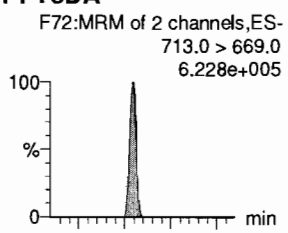


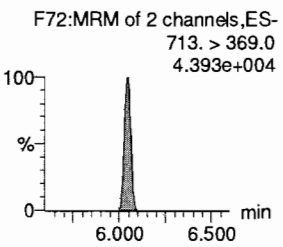


**13C2-PFDoA**

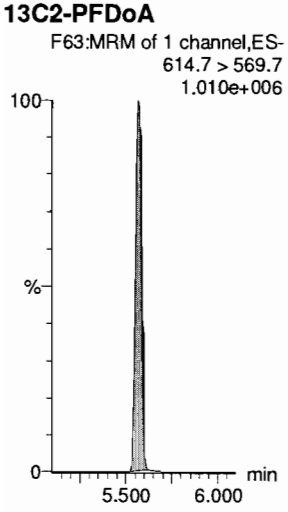


**13C2-PFDoA**

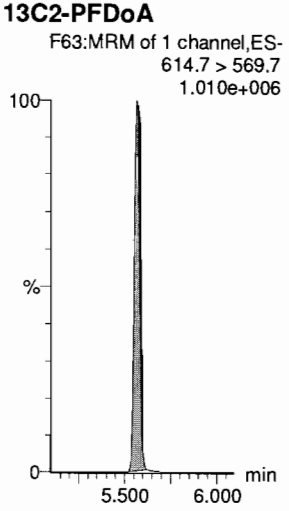


**d3-N-MeFOSA**

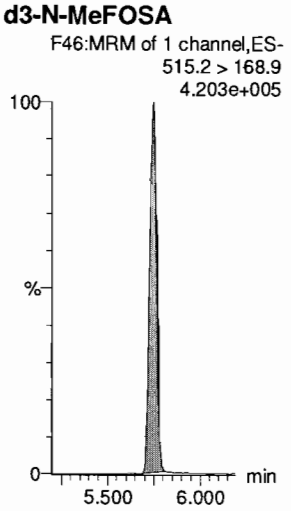


**13C2-PFDoA**

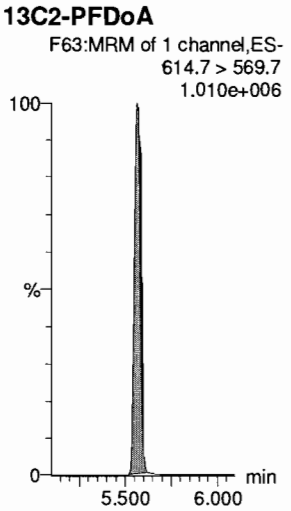


**13C2-PFTeDA**

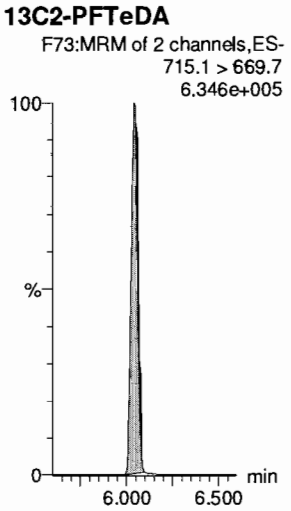


**13C2-PFTeDA**

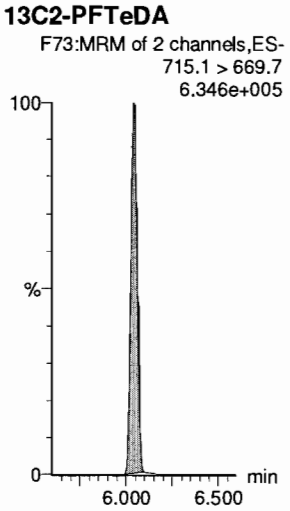

Dataset: F:\Projects\PFAS.PRO\Results\190722M1\190722M1-ICV.qld

Last Altered: Monday, July 22, 2019 13:39:58 Pacific Daylight Time
Printed: Monday, July 22, 2019 13:40:39 Pacific Daylight Time

**Name: 190722M1_15, Date: 22-Jul-2019, Time: 12:23:11, ID: ICV190722M1-1 PFC ICV 19F2422, Description: PFC ICV 19F2422**

**N-EtFOSA**

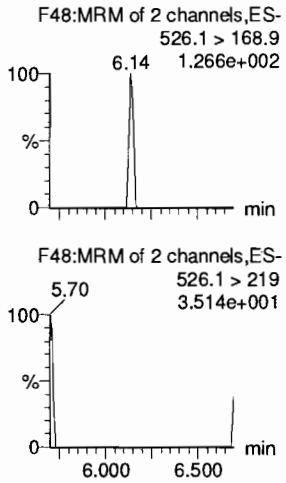


**PFHxDA**

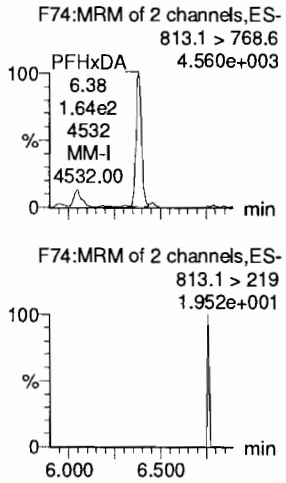


**PFODA**

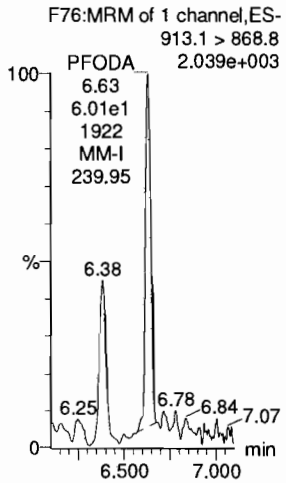


**N-MeFOSE**

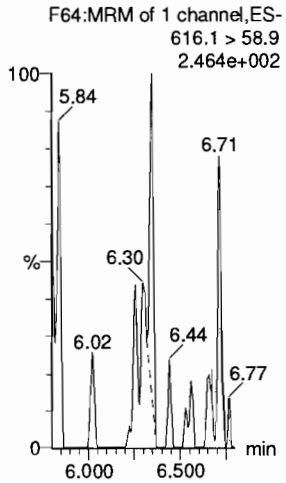


**N-EtFOSE**

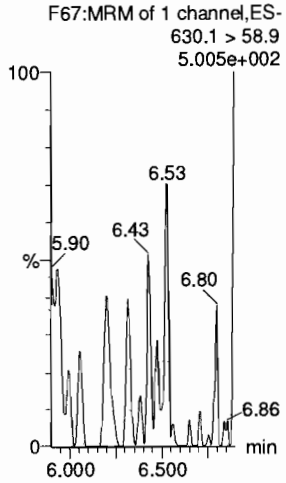


**13C4-PFBA**

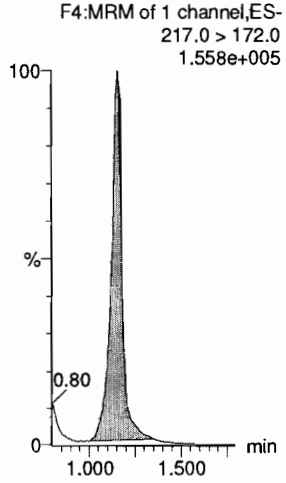


**d5-N-ETFOSA**

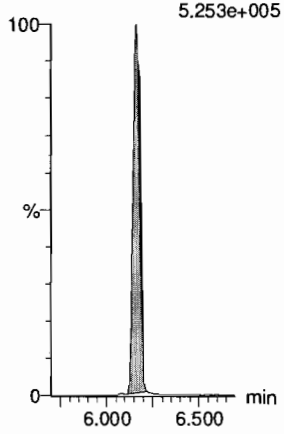


**13C2-PFHxDA**

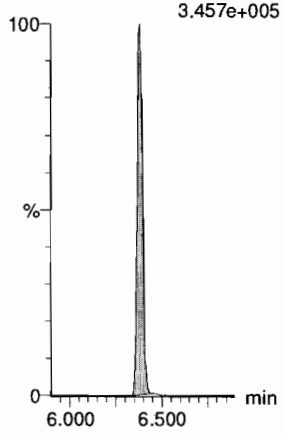


**13C2-PFHxDA**

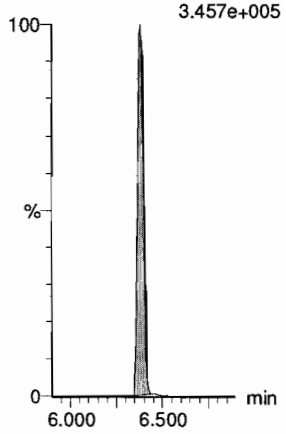


**d7-N-MeFOSE**

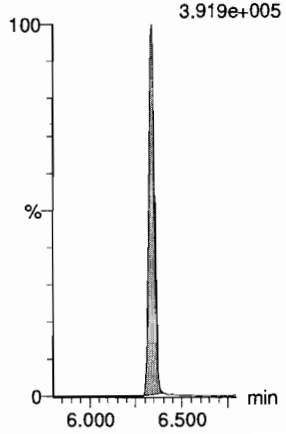


**d9-N-EtFOSE**

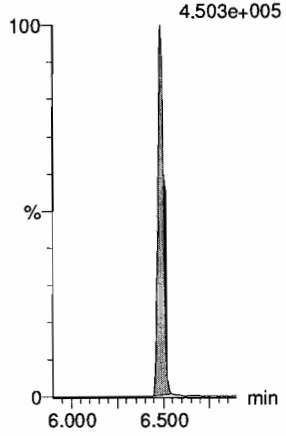


**13C5-PFHxA**

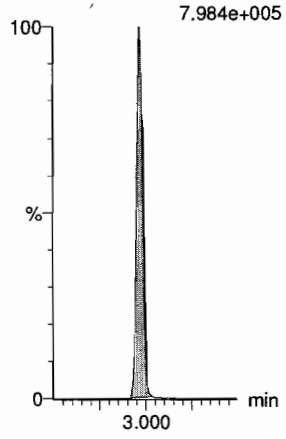

Dataset: F:\Projects\PFAS.PRO\Results\190722M1\190722M1-ICV.qld

Last Altered: Monday, July 22, 2019 13:39:58 Pacific Daylight Time
Printed: Monday, July 22, 2019 13:40:39 Pacific Daylight Time

**Name: 190722M1_15, Date: 22-Jul-2019, Time: 12:23:11, ID: ICV190722M1-1 PFC ICV 19F2422, Description: PFC ICV 19F2422**

**13C8-PFOA**

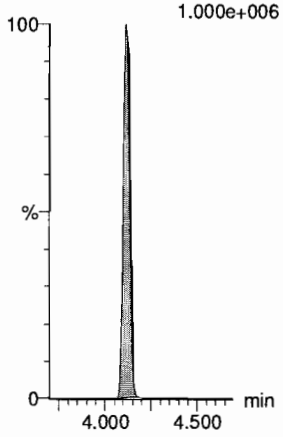


**18O2-PFHxS**

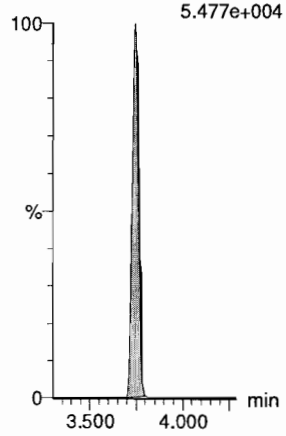


**13C9-PFNA**

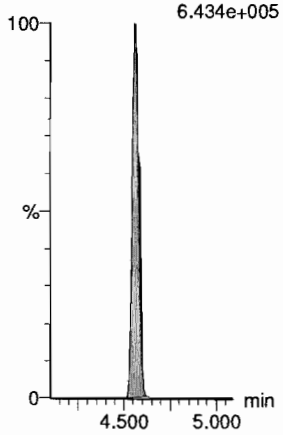


**13C4-PFOS**

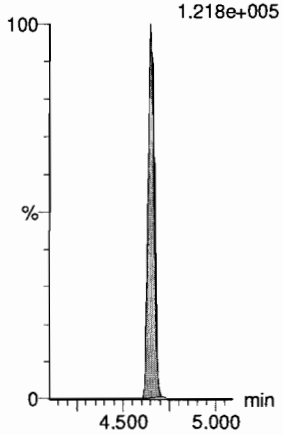


**13C6-PFDA**




**13C7-PFUdA**

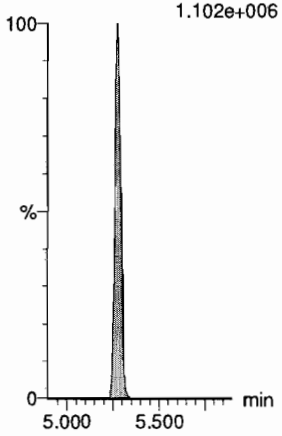

Vista Analytical Laboratory

Dataset: F:\Projects\PFAS.PRO\Results\190722M1\190722M1-IB.qld

Last Altered: Monday, July 22, 2019 13:50:22 Pacific Daylight Time
Printed: Monday, July 22, 2019 13:50:37 Pacific Daylight Time

**Name: 190722M1_14, Date: 22-Jul-2019, Time: 12:12:38, ID: IB, Description: IB**

| | # | Name | Trace | Area | IS Area | wt/vol | RT | Response | Conc. | %Rec | Recovery ... | Ion Ratio | Ratio Out? |
|---|---|---|---|---|---|---|---|---|---|---|---|---|---|
| 1 | 1 | PFBA | 213.0 > 168.8 | | 7501.880 | 1.00 | | | | | NO | | |
| 2 | 2 | PFPrS | 248.9 > 79.9 | | 2239.359 | 1.00 | | | | | NO | | |
| 3 | 3 | 3:3 FTCA | 240.9 > 176.9 | | 15758.199 | 1.00 | | | | | NO | | |
| 4 | 4 | PFPeA | 263.1 > 218.9 | | 15758.199 | 1.00 | | | | | NO | | |
| 5 | 5 | PFBS | 299.0 > 79.7 | | 2239.359 | 1.00 | | | | | NO | | |
| 6 | 6 | 4:2 FTS | 327.0 > 306.9 | | 3672.193 | 1.00 | | | | | NO | | |
| 7 | 47 | 13C3-PFBA | 216.1 > 171.8 | 7501.880 | 10359.297 | 1.00 | 1.16 | 9.052 | 12.3 | 98.7 | NO | | |
| 8 | 49 | 13C3-PFBS | 302.0 > 98.8 | 2239.359 | 2017.515 | 1.00 | 2.45 | 13.874 | 13.1 | 105.0 | NO | | |
| 9 | 48 | 13C3-PFPeA | 266.0 > 221.8 | 15758.199 | 32014.930 | 1.00 | 2.15 | 6.153 | 12.4 | 98.8 | NO | | |
| 10 | 48 | 13C3-PFPeA | 266.0 > 221.8 | 15758.199 | 32014.930 | 1.00 | 2.15 | 6.153 | 12.4 | 98.8 | NO | | |
| 11 | 49 | 13C3-PFBS | 302.0 > 98.8 | 2239.359 | 2017.515 | 1.00 | 2.45 | 13.874 | 13.1 | 105.0 | NO | | |
| 12 | 51 | 13C2-4:2 FTS | 329.0 >79.9 | 3672.193 | 2017.515 | 1.00 | 2.88 | 22.752 | 13.8 | 110.3 | NO | | |
| 13 | -1 | | | | | | | | | | | | |
| 14 | 7 | PFHxA | 313.0 > 269.0 | | 12146.366 | 1.00 | | | | | NO | | |
| 15 | 8 | PFPeS | 349.1>80.1 | | 2239.359 | 1.00 | | | | | NO | | |
| 16 | 9 | HFPO-DA | 285.1 > 168.9 | | 1687.480 | 1.00 | | | | | NO | | |
| 17 | 10 | 5:3 FTCA | 340.9 > 236.9 | | 15326.061 | 1.00 | | | | | NO | | |
| 18 | 11 | PFHpA | 363.0 > 318.9 | | 15326.061 | 1.00 | | | | | NO | | |
| 19 | 12 | ADONA | 376.8 > 250.9 | | 15326.061 | 1.00 | | | | | NO | | |
| 20 | 52 | 13C2-PFHxA | 315.0 > 270.0 | 12146.366 | 32014.930 | 1.00 | 2.97 | 4.742 | 4.9 | 97.0 | NO | | |
| 21 | 49 | 13C3-PFBS | 302.0 > 98.8 | 2239.359 | 2017.515 | 1.00 | 2.45 | 13.874 | 13.1 | 105.0 | NO | | |
| 22 | 50 | 13C3-HFPO-DA | 287.0 > 168.9 | 1687.480 | 32014.930 | 1.00 | 3.18 | 0.659 | 4.9 | 98.4 | NO | | |
| 23 | 53 | 13C4-PFHpA | 367.2 > 321.8 | 15326.061 | 32014.930 | 1.00 | 3.59 | 5.984 | 12.5 | 100.0 | NO | | |
| 24 | 53 | 13C4-PFHpA | 367.2 > 321.8 | 15326.061 | 32014.930 | 1.00 | 3.59 | 5.984 | 12.5 | 100.0 | NO | | |
| 25 | 53 | 13C4-PFHpA | 367.2 > 321.8 | 15326.061 | 32014.930 | 1.00 | 3.59 | 5.984 | 12.5 | 100.0 | NO | | |
| 26 | -1 | | | | | | | | | | | | |
| 27 | 13 | L-PFHxS | 398.9 > 79.6 | | 4156.333 | 1.00 | | | | | NO | | |
| 28 | 15 | 6:2 FTS | 427.0 > 406.9 | | 2859.432 | 1.00 | | | | | NO | | |
| 29 | 16 | L-PFOA | 412.8 > 368.9 | 166.629 | 26409.393 | 1.00 | 4.11 | 0.079 | 0.0 | | NO | 9.522 | YES |
| 30 | 18 | PFecHS | 460.8 > 381.0 | | 26409.393 | 1.00 | | | | | NO | | |
| 31 | 19 | PFHpS | 449.0 > 80.0 | | 4842.980 | 1.00 | | | | | NO | | |
| 32 | 20 | 7:3 FTCA | 440.9 > 336.9 | | 26906.500 | 1.00 | | | | | NO | | |
| 33 | 54 | 13C3-PFHxS | 401.8 > 79.9 | 4156.333 | 2017.515 | 1.00 | 3.75 | 25.752 | 12.7 | 101.8 | NO | | |
| 34 | 55 | 13C2-6:2 FTS | 429.0 >79.9 | 2859.432 | 4717.761 | 1.00 | 4.06 | 7.576 | 14.1 | 113.0 | NO | | |
| 35 | 58 | 13C2-PFOA | 414.9 > 369.7 | 26409.393 | 39508.000 | 1.00 | 4.12 | 8.356 | 12.3 | 98.1 | NO | | |
| 36 | 58 | 13C2-PFOA | 414.9 > 369.7 | 26409.393 | 39508.000 | 1.00 | 4.12 | 8.356 | 12.3 | 98.1 | NO | | |


CGH 7/22/2019

Dataset: F:\Projects\PFAS.PRO\Results\190722M1\190722M1-IB.qld

Last Altered: Monday, July 22, 2019 13:50:22 Pacific Daylight Time
Printed: Monday, July 22, 2019 13:50:37 Pacific Daylight Time

**Name: 190722M1_14, Date: 22-Jul-2019, Time: 12:12:38, ID: IB, Description: IB**

| | # | Name | Trace | Area | IS Area | wt/vol | RT | Response | Conc. | %Rec | Recovery ... | Ion Ratio | Ratio Out? |
|---|---|---|---|---|---|---|---|---|---|---|---|---|---|
| 37 | 59 | 13C8-PFOS | 507.0 > 79.9 | 4842.980 | 4717.761 | 1.00 | 4.65 | 12.832 | 12.9 | 103.0 | NO | | |
| 38 | 56 | 13C5-PFNA | 468.2 > 422.9 | 26906.500 | 27847.467 | 1.00 | 4.56 | 12.078 | 12.1 | 96.4 | NO | | |
| 39 | -1 | | | | | | | | | | | | |
| 40 | 21 | PFNA | 463.0 > 418.8 | | 26906.500 | 1.00 | | | | | NO | | |
| 41 | 22 | PFOSA | 497.9 > 77.9 | 8.148 | 6887.840 | 1.00 | 4.61 | 0.015 | 0.0 | | NO | 5.678 | YES |
| 42 | 23 | L-PFOS | 498.9 > 79.9 | | 4842.980 | 1.00 | | | | | NO | | |
| 43 | 25 | 9Cl-PF30NS | 530.7 > 350.8 | | 4842.980 | 1.00 | | | | | NO | | |
| 44 | 26 | PFDA | 513 > 468.8 | | 28506.688 | 1.00 | | | | | NO | | |
| 45 | 27 | 8:2 FTS | 527.0 > 506.9 | | 2708.716 | 1.00 | | | | | NO | | |
| 46 | 56 | 13C5-PFNA | 468.2 > 422.9 | 26906.500 | 27847.467 | 1.00 | 4.56 | 12.078 | 12.1 | 96.4 | NO | | |
| 47 | 57 | 13C8-PFOSA | 506.1 > 77.7 | 6887.840 | 40970.465 | 1.00 | 4.62 | 2.101 | 12.5 | 100.3 | NO | | |
| 48 | 59 | 13C8-PFOS | 507.0 > 79.9 | 4842.980 | 4717.761 | 1.00 | 4.65 | 12.832 | 12.9 | 103.0 | NO | | |
| 49 | 59 | 13C8-PFOS | 507.0 > 79.9 | 4842.980 | 4717.761 | 1.00 | 4.65 | 12.832 | 12.9 | 103.0 | NO | | |
| 50 | 60 | 13C2-PFDA | 515.1 > 469.9 | 28506.688 | 34616.977 | 1.00 | 4.95 | 10.294 | 12.6 | 100.5 | NO | | |
| 51 | 61 | 13C2-8:2 FTS | 529 > 79.9 | 2708.716 | 4717.761 | 1.00 | 4.91 | 7.177 | 12.9 | 103.2 | NO | | |
| 52 | -1 | | | | | | | | | | | | |
| 53 | 28 | PFNS | 549.1 > 80.1 | | 4842.980 | 1.00 | | | | | NO | | |
| 54 | 29 | L-MeFOSAA | 570 > 419 | 26.518 | 7441.581 | 1.00 | 5.11 | 0.045 | 0.1 | | NO | 4.592 | YES |
| 55 | 31 | L-EtFOSAA | 584.1 > 419 | 12.900 | 9624.488 | 1.00 | 5.27 | 0.017 | 0.1 | | NO | 8.710 | YES |
| 56 | 33 | PFUdA | 563.0 > 518.9 | | 36902.512 | 1.00 | | | | | NO | | |
| 57 | 34 | PFDS | 598.8 > 79.9 | | 2708.716 | 1.00 | | | | | NO | | |
| 58 | 35 | 11Cl-PF30UdS | 632.6 > 452.7 | | 35732.961 | 1.00 | | | | | NO | | |
| 59 | 59 | 13C8-PFOS | 507.0 > 79.9 | 4842.980 | 4717.761 | 1.00 | 4.65 | 12.832 | 12.9 | 103.0 | NO | | |
| 60 | 62 | d3-N-MeFOSAA | 573.3 > 419 | 7441.581 | 40970.465 | 1.00 | 5.10 | 2.270 | 12.8 | 102.4 | NO | | |
| 61 | 64 | d5-N-EtFOSAA | 589.3 > 419 | 9624.488 | 40970.465 | 1.00 | 5.26 | 2.936 | 13.1 | 105.0 | NO | | |
| 62 | 63 | 13C2-PFUdA | 565 > 519.8 | 36902.512 | 40970.465 | 1.00 | 5.28 | 11.259 | 12.7 | 101.3 | NO | | |
| 63 | 61 | 13C2-8:2 FTS | 529 > 79.9 | 2708.716 | 4717.761 | 1.00 | 4.91 | 7.177 | 12.9 | 103.2 | NO | | |
| 64 | 65 | 13C2-PFDoA | 614.7 > 569.7 | 35732.961 | 34616.977 | 1.00 | 5.57 | 12.903 | 11.9 | 94.9 | NO | | |
| 65 | -1 | | | | | | | | | | | | |
| 66 | 36 | 10:2 FTS | 627.0 > 606.9 | | 2708.716 | 1.00 | | | | | NO | | |
| 67 | 37 | PFDoA | 612.9 > 569.0 | 88.353 | 35732.961 | 1.00 | 5.55 | 0.031 | | | NO | 72.243 | YES |
| 68 | 38 | N-MeFOSA | 512.1 > 168.9 | | 18006.295 | 1.00 | | | | | NO | | |
| 69 | 39 | PFTrDA | 662.9 > 618.9 | | 35732.961 | 1.00 | | | | | NO | | |
| 70 | 40 | PFDoS | 698.8 > 79.9 | | 25005.998 | 1.00 | | | | | NO | | |
| 71 | 41 | PFTeDA | 713.0 > 669.0 | | 25005.998 | 1.00 | | | | | NO | | |
| 72 | 65 | 13C2-PFDoA | 614.7 > 569.7 | 35732.961 | 34616.977 | 1.00 | 5.57 | 12.903 | 11.9 | 94.9 | NO | | |


CGH 7/22/2019

Vista Analytical Laboratory

Dataset: F:\Projects\PFAS.PRO\Results\190722M1\190722M1-IB.qld

Last Altered: Monday, July 22, 2019 13:50:22 Pacific Daylight Time
Printed: Monday, July 22, 2019 13:50:37 Pacific Daylight Time

**Name: 190722M1_14, Date: 22-Jul-2019, Time: 12:12:38, ID: IB, Description: IB**

| | # | Name | Trace | Area | IS Area | wt/vol | RT | Response | Conc. | %Rec | Recovery ... | Ion Ratio | Ratio Out? |
|---|---|---|---|---|---|---|---|---|---|---|---|---|---|
| 73 | 65 | 13C2-PFDoA | 614.7 > 569.7 | 35732.961 | 34616.977 | 1.00 | 5.57 | 12.903 | 11.9 | 94.9 | NO | | |
| 74 | 66 | d3-N-MeFOSA | 515.2 > 168.9 | 18006.295 | 40970.465 | 1.00 | 5.75 | 5.494 | 143.7 | 95.8 | NO | | |
| 75 | 65 | 13C2-PFDoA | 614.7 > 569.7 | 35732.961 | 34616.977 | 1.00 | 5.57 | 12.903 | 11.9 | 94.9 | NO | | |
| 76 | 67 | 13C2-PFTeDA | 715.1 > 669.7 | 25005.998 | 40970.465 | 1.00 | 6.04 | 7.629 | 12.6 | 101.0 | NO | | |
| 77 | 67 | 13C2-PFTeDA | 715.1 > 669.7 | 25005.998 | 40970.465 | 1.00 | 6.04 | 7.629 | 12.6 | 101.0 | NO | | |
| 78 | -1 | | | | | | | | | | | | |
| 79 | 42 | N-EtFOSA | 526.1 > 168.9 | | 21538.303 | 1.00 | | | | | NO | | |
| 80 | 43 | PFHxDA | 813.1 > 768.6 | 194.032 | 12818.789 | 1.00 | 6.38 | 0.076 | 0.1 | | NO | 39.720 | YES |
| 81 | 44 | PFODA | 913.1 > 868.8 | 169.569 | 12818.789 | 1.00 | 6.63 | 0.066 | 0.0 | | NO | | |
| 82 | 45 | N-MeFOSE | 616.1 > 58.9 | | 14477.269 | 1.00 | | | | | NO | | |
| 83 | 46 | N-EtFOSE | 630.1 > 58.9 | | 15601.422 | 1.00 | | | | | NO | | |
| 84 | 72 | 13C4-PFBA | 217.0 > 172.0 | 10359.297 | 10359.297 | 1.00 | 1.16 | 12.500 | 12.5 | 100.0 | NO | | |
| 85 | 68 | d5-N-ETFOSA | 531.1 > 168.9 | 21538.303 | 40970.465 | 1.00 | 6.16 | 6.571 | 147.8 | 98.6 | NO | | |
| 86 | 69 | 13C2-PFHxDA | 815 > 769.7 | 12818.789 | 40970.465 | 1.00 | 6.38 | 3.911 | 5.0 | 99.3 | NO | | |
| 87 | 69 | 13C2-PFHxDA | 815 > 769.7 | 12818.789 | 40970.465 | 1.00 | 6.38 | 3.911 | 5.0 | 99.3 | NO | | |
| 88 | 70 | d7-N-MeFOSE | 623.1 > 58.9 | 14477.269 | 40970.465 | 1.00 | 6.34 | 4.417 | 141.1 | 94.1 | NO | | |
| 89 | 71 | d9-N-EtFOSE | 639.2 > 58.8 | 15601.422 | 40970.465 | 1.00 | 6.49 | 4.760 | 144.9 | 96.6 | NO | | |
| 90 | 73 | 13C5-PFHxA | 318.0 > 272.9 | 32014.930 | 32014.930 | 1.00 | 2.96 | 12.500 | 12.5 | 100.0 | NO | | |
| 91 | -1 | | | | | | | | | | | | |
| 92 | 75 | 13C8-PFOA | 420.9 > 376.0 | 39508.000 | 39508.000 | 1.00 | 4.12 | 12.500 | 12.5 | 100.0 | NO | | |
| 93 | 74 | 18O2-PFHxS | 403.0 > 102.6 | 2017.515 | 2017.515 | 1.00 | 3.75 | 12.500 | 12.5 | 100.0 | NO | | |
| 94 | 76 | 13C9-PFNA | 472.2 > 426.9 | 27847.467 | 27847.467 | 1.00 | 4.56 | 12.500 | 12.5 | 100.0 | NO | | |
| 95 | 77 | 13C4-PFOS | 503 > 79.9 | 4717.761 | 4717.761 | 1.00 | 4.65 | 12.500 | 12.5 | 100.0 | NO | | |
| 96 | 78 | 13C6-PFDA | 519.1 > 473.7 | 34616.977 | 34616.977 | 1.00 | 4.95 | 12.500 | 12.5 | 100.0 | NO | | |
| 97 | 79 | 13C7-PFUdA | 570.1 > 524.8 | 40970.465 | 40970.465 | 1.00 | 5.28 | 12.500 | 12.5 | 100.0 | NO | | |


CGH 7/22/2019

Vista Analytical Laboratory

Dataset: F:\Projects\PFAS.PRO\Results\190722M1\190722M1-IB.qld

Last Altered: Monday, July 22, 2019 13:50:22 Pacific Daylight Time
Printed: Monday, July 22, 2019 13:50:37 Pacific Daylight Time

**Method: F:\Projects\PFAS.PRO\MethDB\PFAS_FULL_80C_072219.mdb 22 Jul 2019 13:12:22**
**Calibration: F:\Projects\PFAS.PRO\CurveDB\C18_VAL-PFAS_Q4_07-22-19.cdb 22 Jul 2019 13:13:35**

**Name: 190722M1_14, Date: 22-Jul-2019, Time: 12:12:38, ID: IB, Description: IB**

**PFBA**

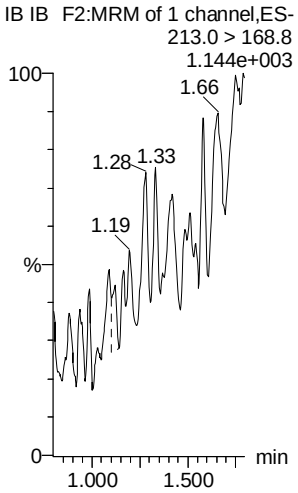


**PFPrS**

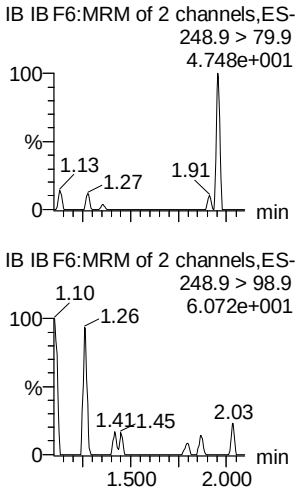


**3:3 FTCA**

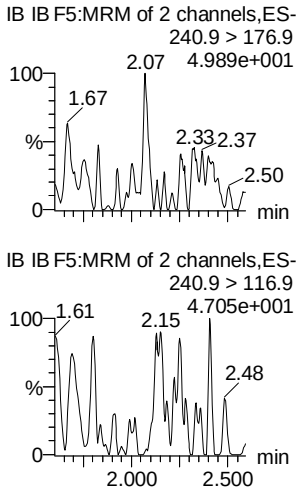


**PFPeA**

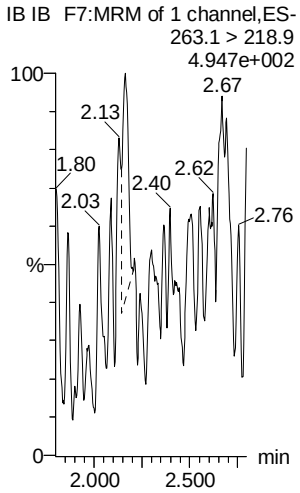


**PFBS**

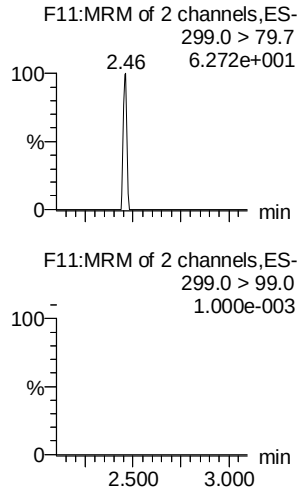


**4:2 FTS**

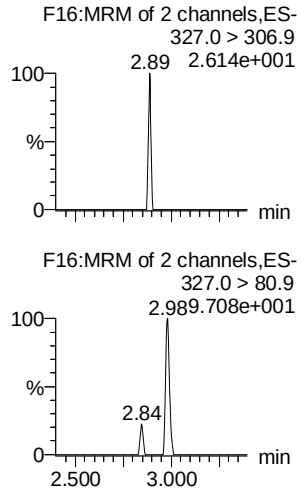


**13C3-PFBA**

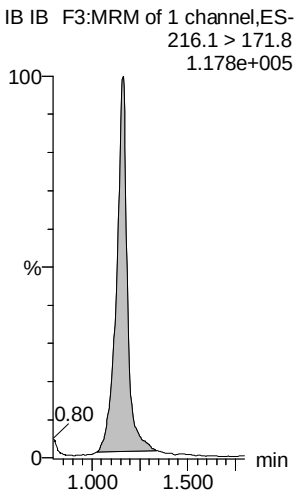


**13C3-PFBS**

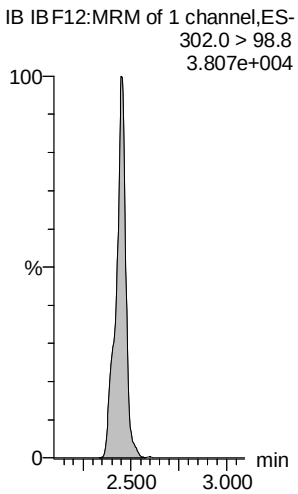


**13C3-PFPeA**

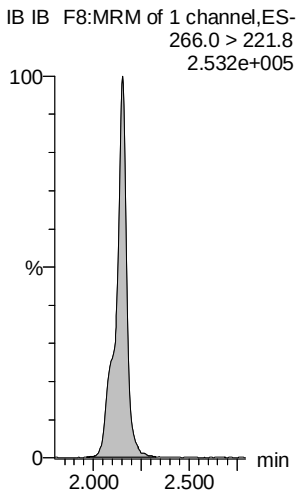


**13C3-PFPeA**

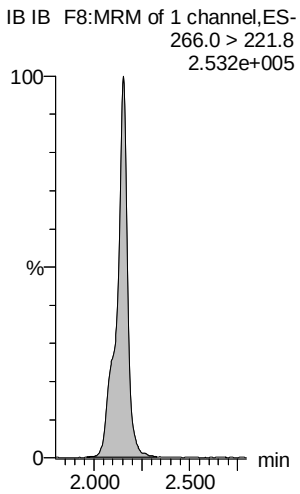


**13C3-PFBS**

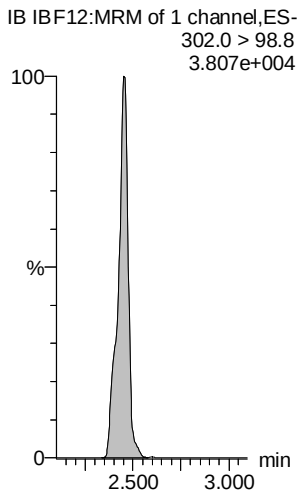


**13C2-4:2 FTS**

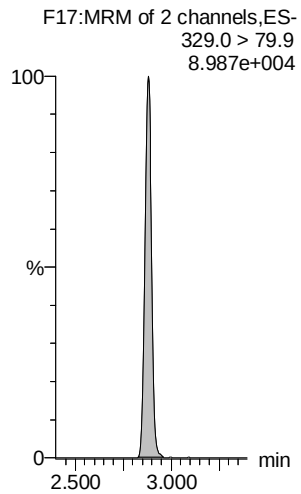



CGH 7/22/2019

Dataset: F:\Projects\PFAS.PRO\Results\190722M1\190722M1-IB.qld

Last Altered: Monday, July 22, 2019 13:50:22 Pacific Daylight Time
Printed: Monday, July 22, 2019 13:50:37 Pacific Daylight Time

**Name: 190722M1_14, Date: 22-Jul-2019, Time: 12:12:38, ID: IB, Description: IB**

**PFHxA**

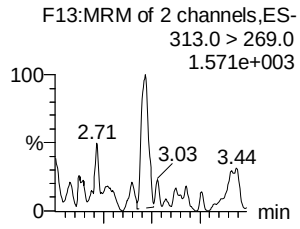


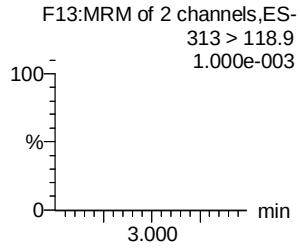


**PFPeS**

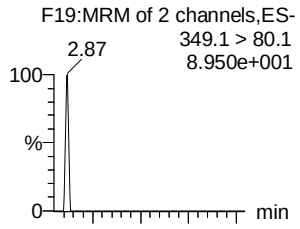


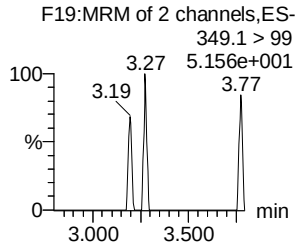


**HFPO-DA**

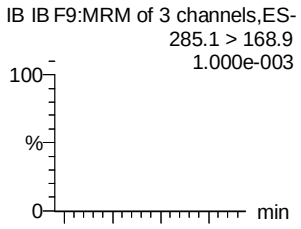


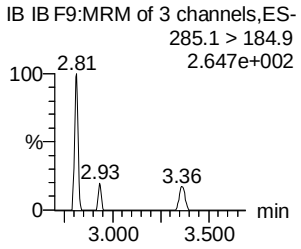


**5:3 FTCA**

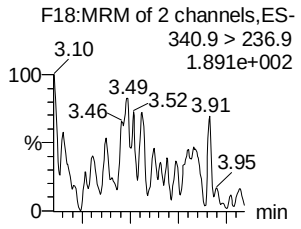


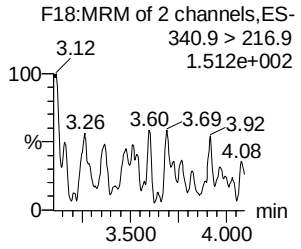


**PFHpA**

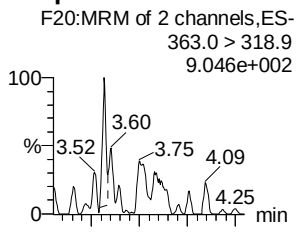


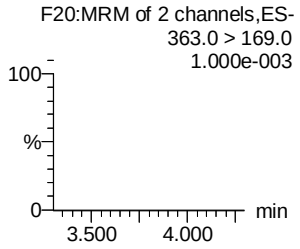


**ADONA**

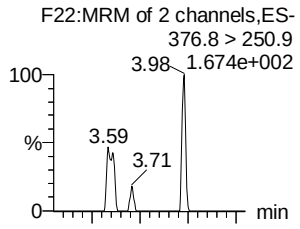


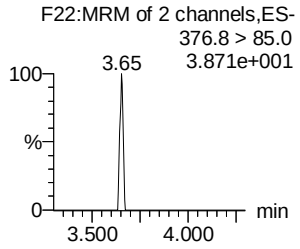


**13C2-PFHxA**

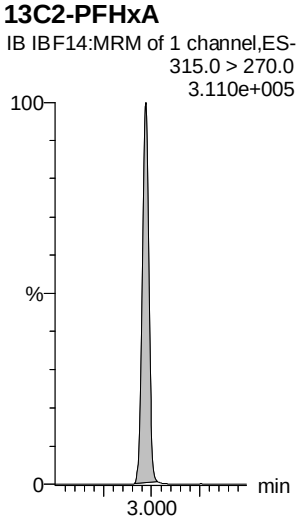


**13C3-PFBS**

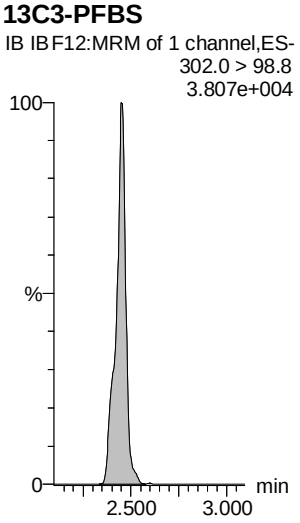


**13C3-HFPO-DA**

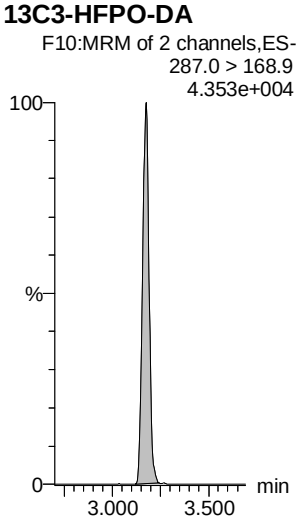


**13C4-PFHpA**

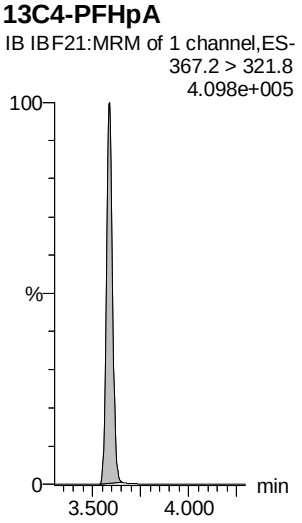


**13C4-PFHpA**

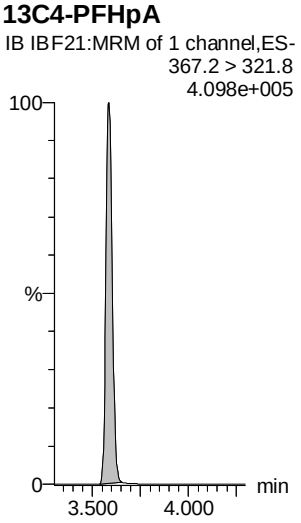


**13C4-PFHpA**

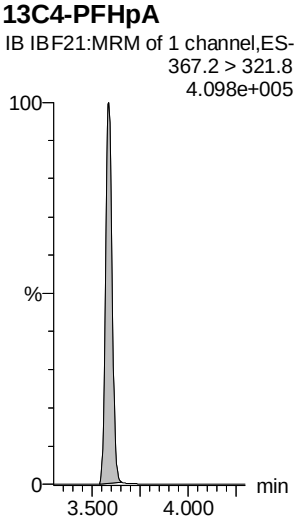

Dataset: F:\Projects\PFAS.PRO\Results\190722M1\190722M1-IB.qld

Last Altered: Monday, July 22, 2019 13:50:22 Pacific Daylight Time
Printed: Monday, July 22, 2019 13:50:37 Pacific Daylight Time

**Name: 190722M1_14, Date: 22-Jul-2019, Time: 12:12:38, ID: IB, Description: IB**

**L-PFHxS**

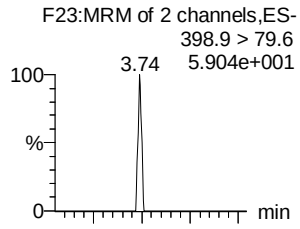


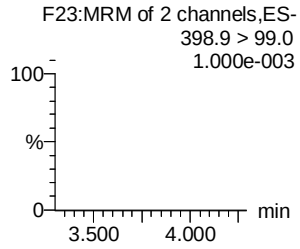


**6:2 FTS**

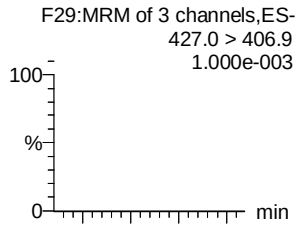


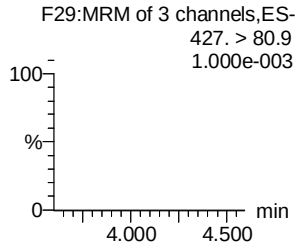


**L-PFOA**

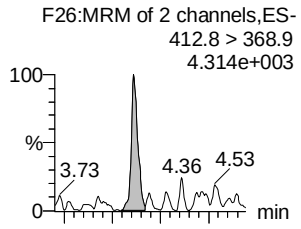


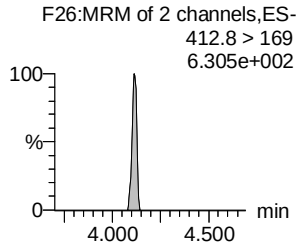


**PFEChS**

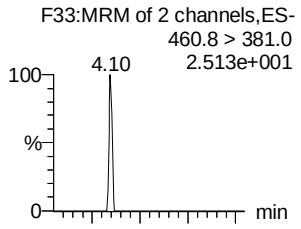


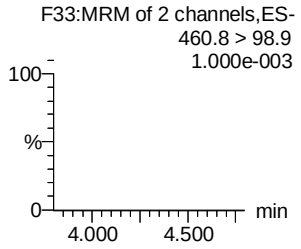


**PFHpS**

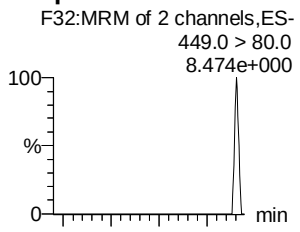


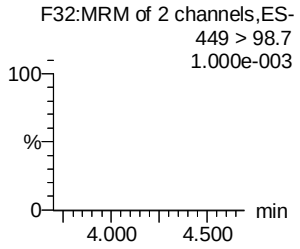


**7:3 FTCA**

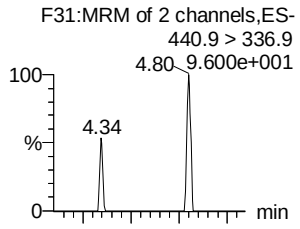


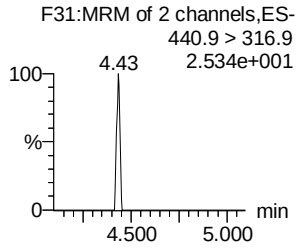


**13C3-PFHxS**

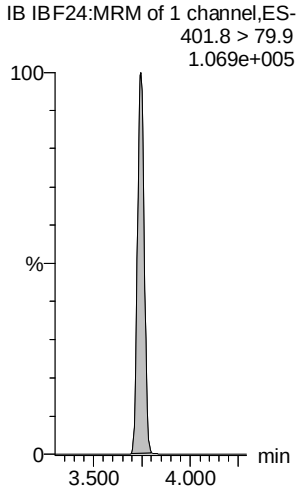


**13C2-6:2 FTS**

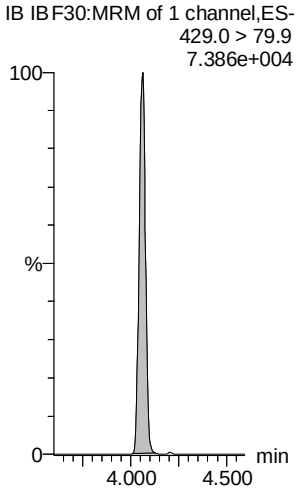


**13C2-PFOA**

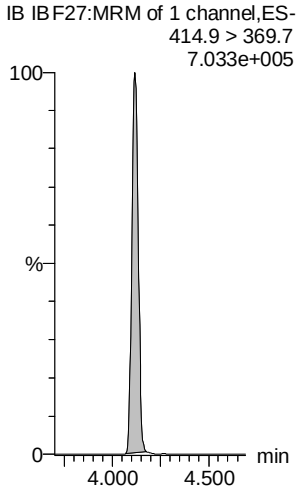


**13C2-PFOA**

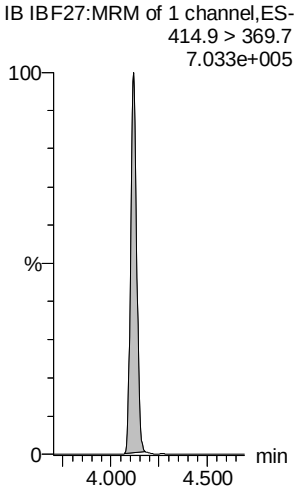


**13C8-PFOS**

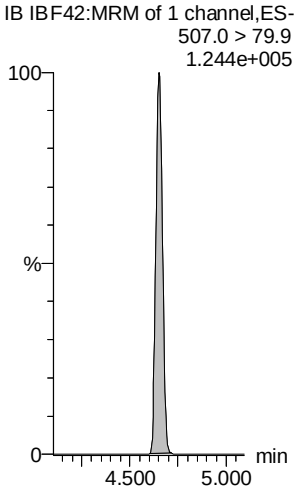


**13C5-PFNA**

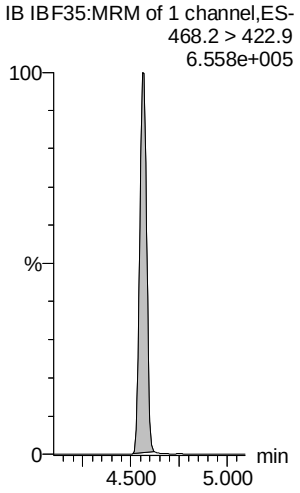



CGH 7/22/2019

Vista Analytical Laboratory

Dataset: F:\Projects\PFAS.PRO\Results\190722M1\190722M1-IB.qld

Last Altered: Monday, July 22, 2019 13:50:22 Pacific Daylight Time
Printed: Monday, July 22, 2019 13:50:37 Pacific Daylight Time

**Name: 190722M1_14, Date: 22-Jul-2019, Time: 12:12:38, ID: IB, Description: IB**

**PFNA**

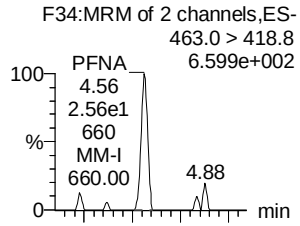


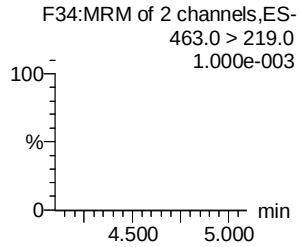


**PFOSA**

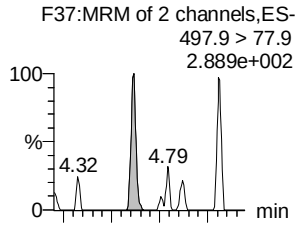


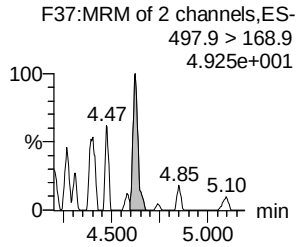


**L-PFOS**

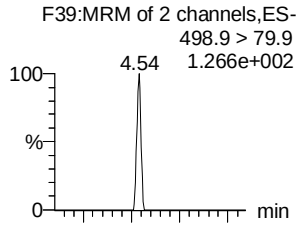


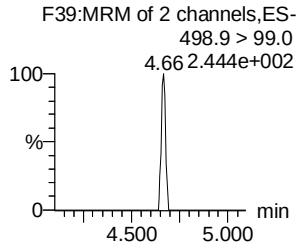


**9Cl-PF30NS**

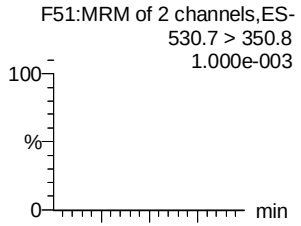


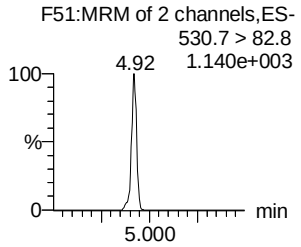


**PFDA**

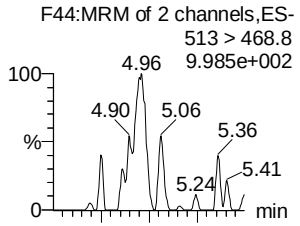


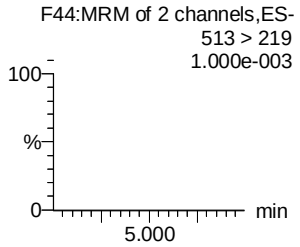


**8:2 FTS**

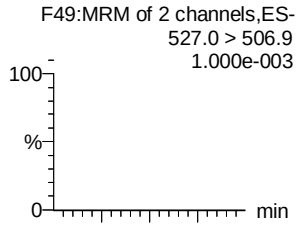


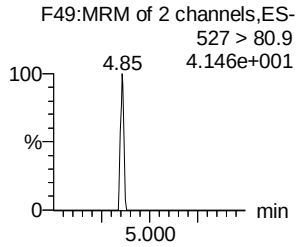


**13C5-PFNA**

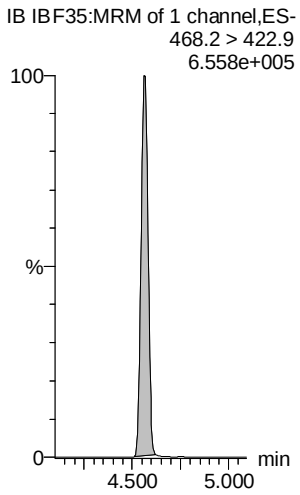


**13C8-PFOSA**

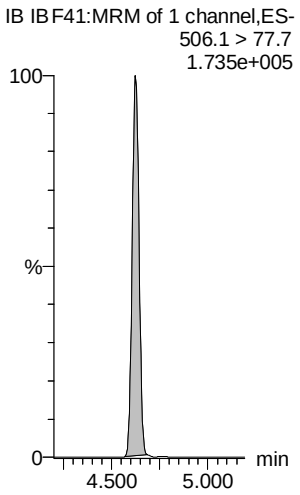


**13C8-PFOS**

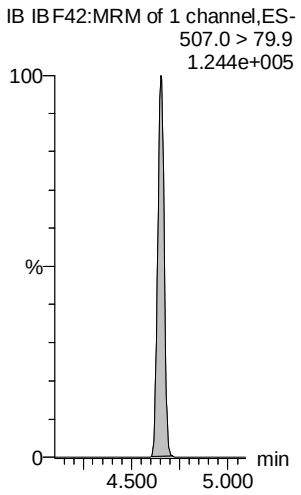


**13C8-PFOS**

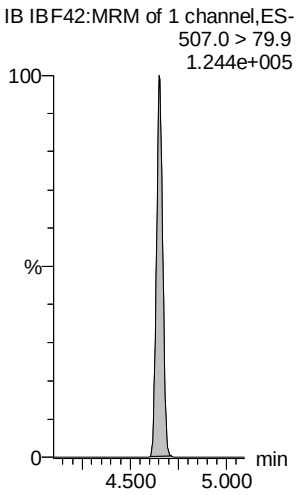


**13C2-PFDA**

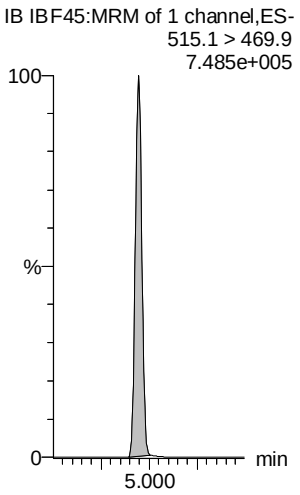


**13C2-8:2 FTS**

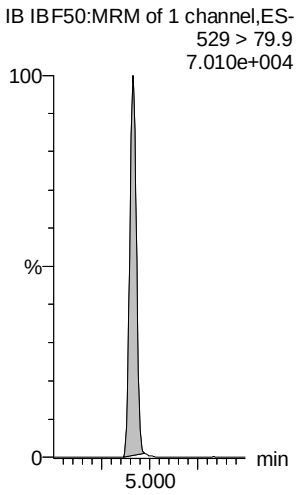



CGH 7/22/2019

Dataset: F:\Projects\PFAS.PRO\Results\190722M1\190722M1-IB.qld

Last Altered: Monday, July 22, 2019 13:50:22 Pacific Daylight Time
Printed: Monday, July 22, 2019 13:50:37 Pacific Daylight Time

**Name: 190722M1_14, Date: 22-Jul-2019, Time: 12:12:38, ID: IB, Description: IB**

**PFNS**

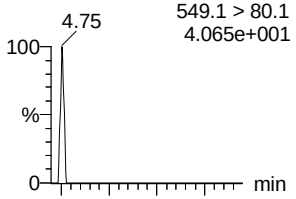


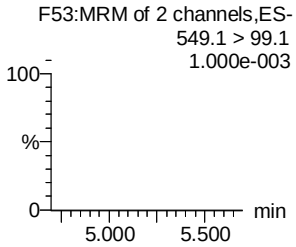


**L-MeFOSAA**

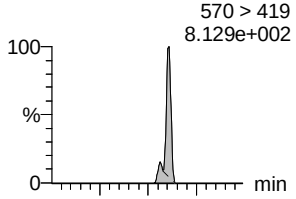


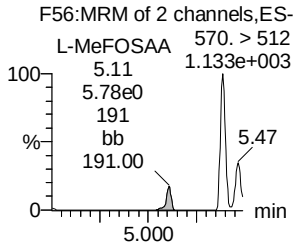


**L-EtFOSAA**

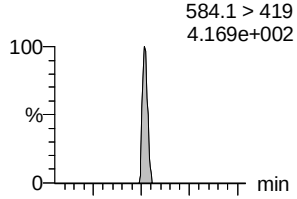


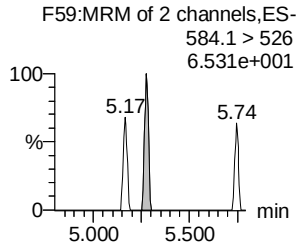


**PFUdA**

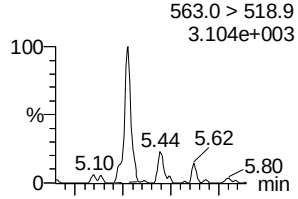


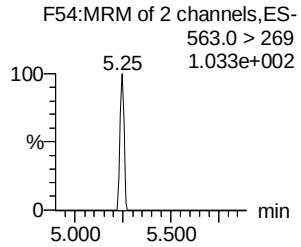


**PFDS**

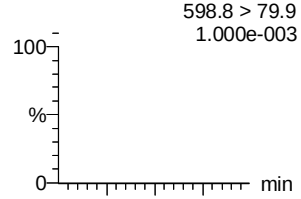


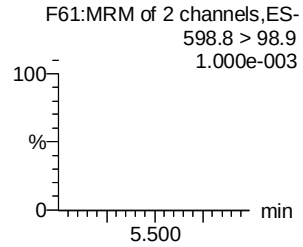


**11Cl-PF30UdS**

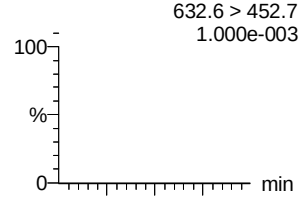


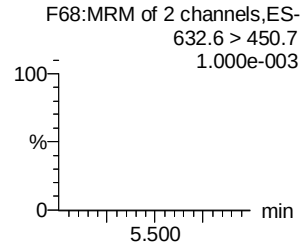


**13C8-PFOS**

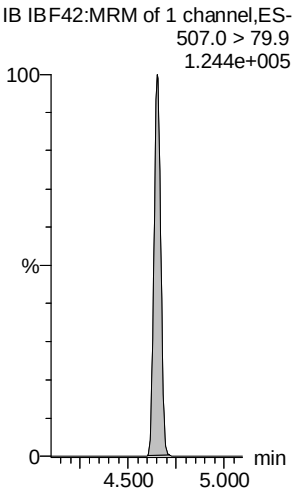


**d3-N-MeFOSAA**

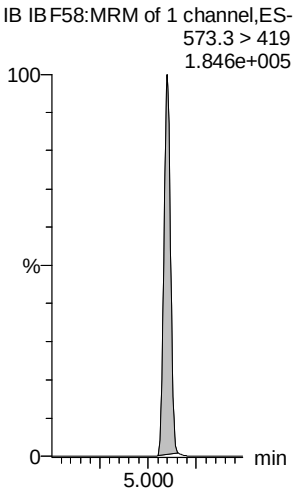


**d5-N-EtFOSAA**

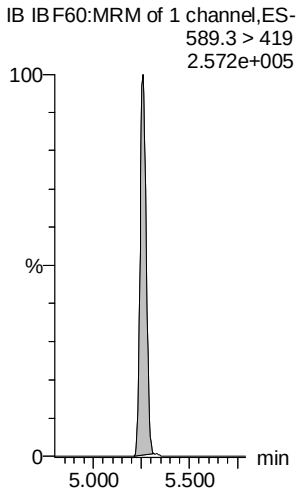


**13C2-PFUdA**

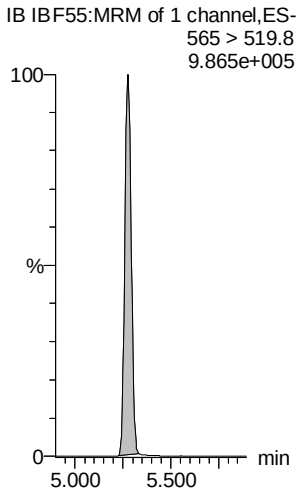


**13C2-8:2 FTS**

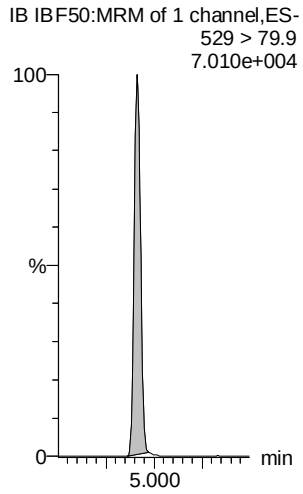


**13C2-PFDoA**

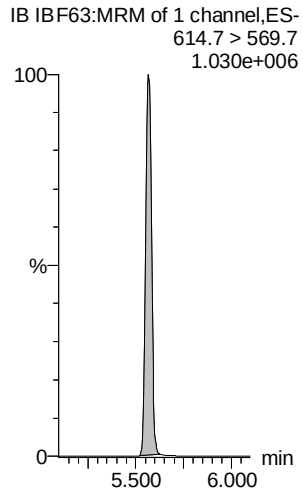

Dataset: F:\Projects\PFAS.PRO\Results\190722M1\190722M1-IB.qld

Last Altered: Monday, July 22, 2019 13:50:22 Pacific Daylight Time
Printed: Monday, July 22, 2019 13:50:37 Pacific Daylight Time

**Name: 190722M1_14, Date: 22-Jul-2019, Time: 12:12:38, ID: IB, Description: IB**

**10:2 FTS**




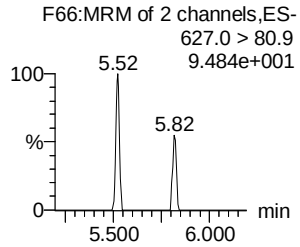


**PFDoA**

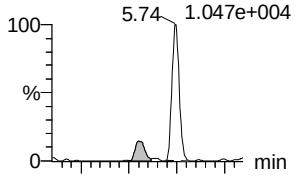


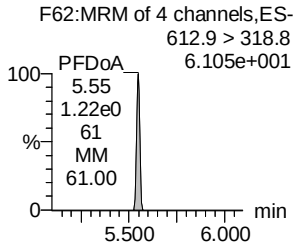


**N-MeFOSA**

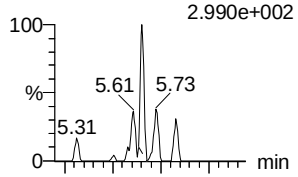


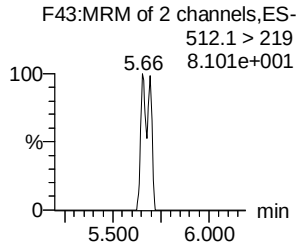


**PFTrDA**

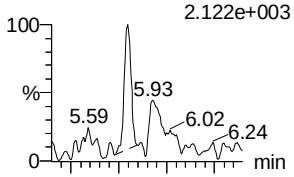


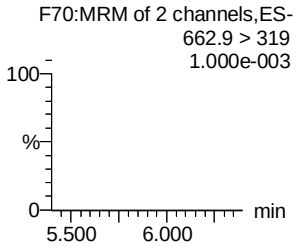


**PFDoS**

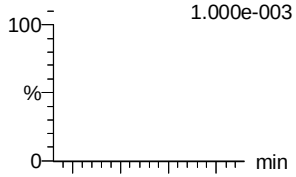


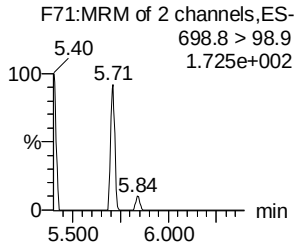


**PFTeDA**

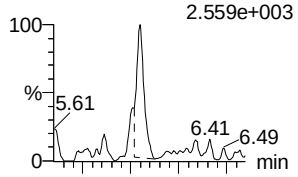


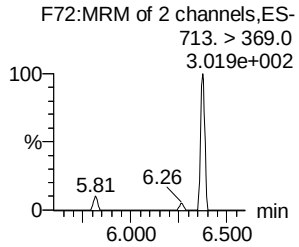


**13C2-PFDoA**

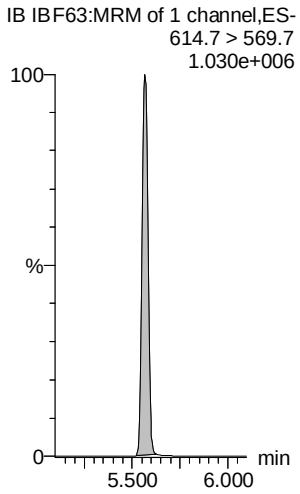


**13C2-PFDoA**

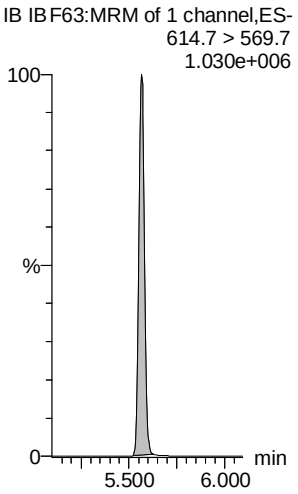


**d3-N-MeFOSA**

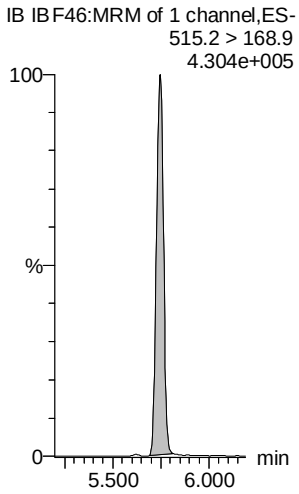


**13C2-PFDoA**

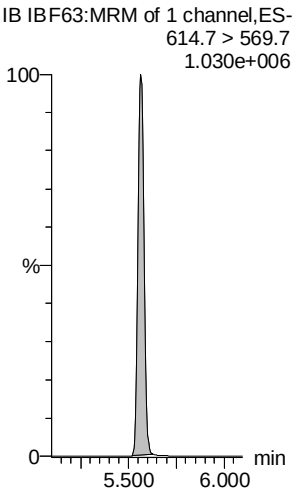


**13C2-PFTeDA**

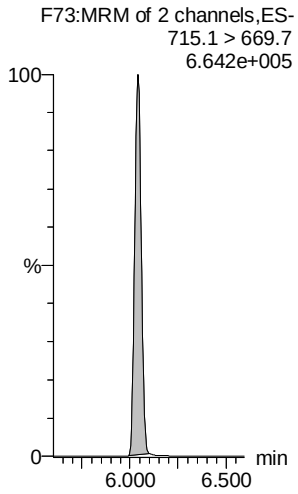


**13C2-PFTeDA**

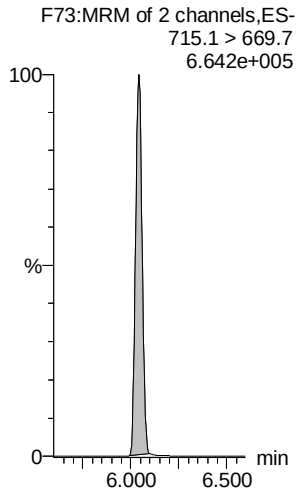

Dataset: F:\Projects\PFAS.PRO\Results\190722M1\190722M1-IB.qld

Last Altered: Monday, July 22, 2019 13:50:22 Pacific Daylight Time
Printed: Monday, July 22, 2019 13:50:37 Pacific Daylight Time

**Name: 190722M1_14, Date: 22-Jul-2019, Time: 12:12:38, ID: IB, Description: IB**

**N-EtFOSA**

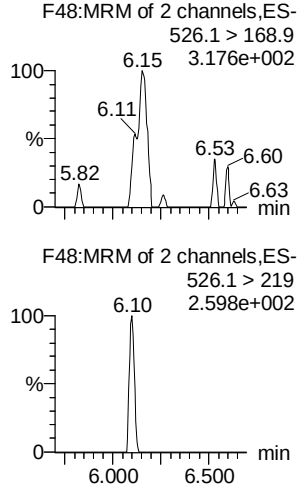


**PFHxDA**

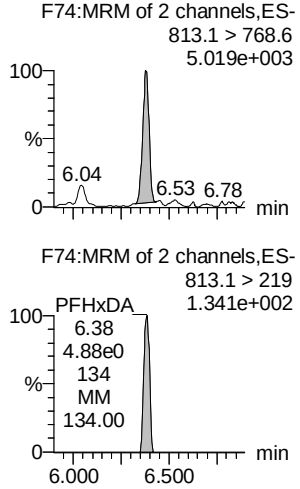


**PFODA**

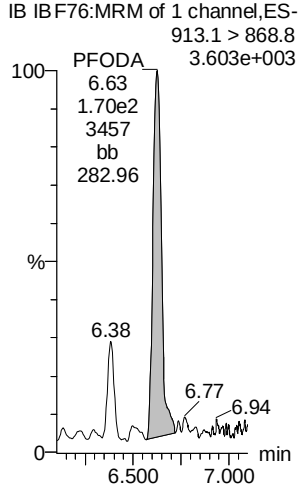


**N-MeFOSE**

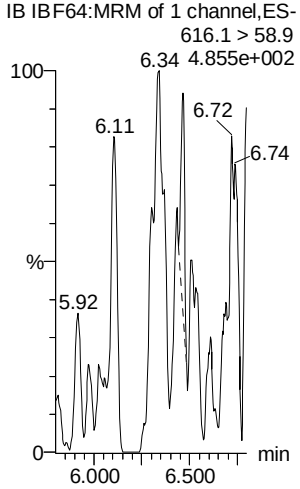


**N-EtFOSE**

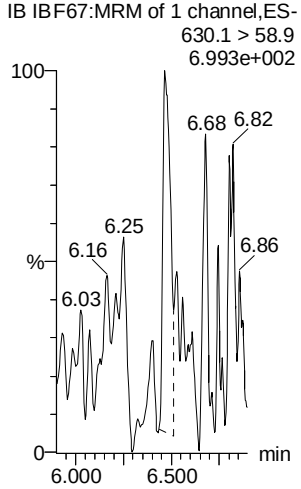


**13C4-PFBA**

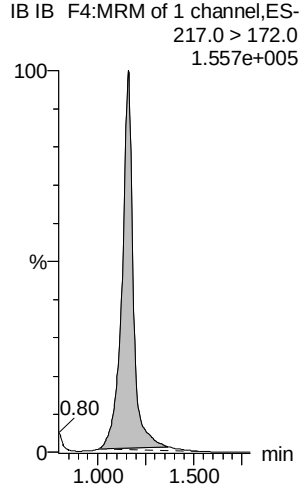


**d5-N-ETFOSA**

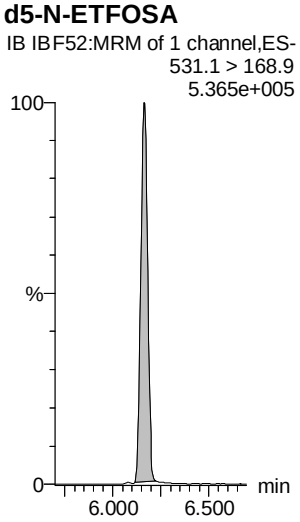


**13C2-PFHxDA**

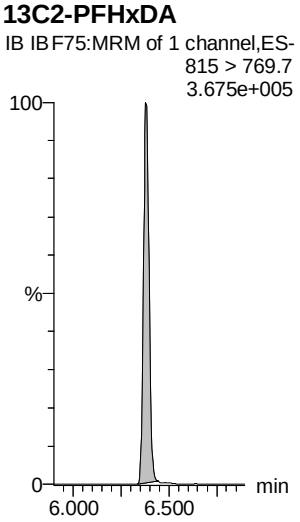


**13C2-PFHxDA**

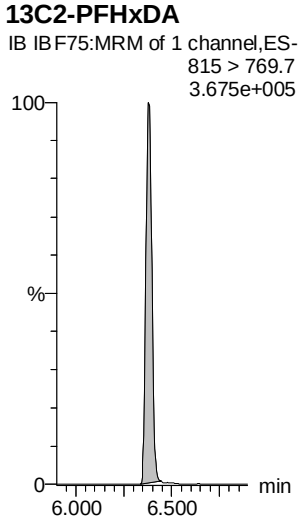


**d7-N-MeFOSE**

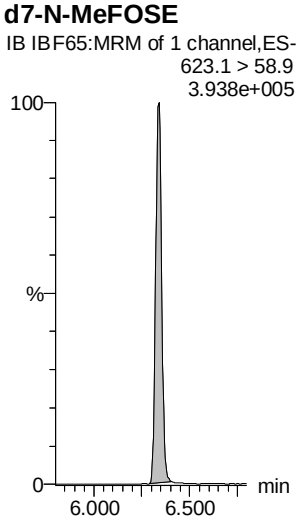


**d9-N-EtFOSE**

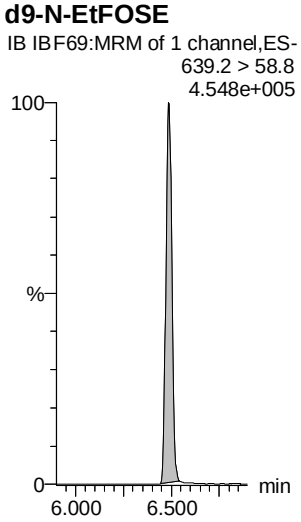


**13C5-PFHxA**

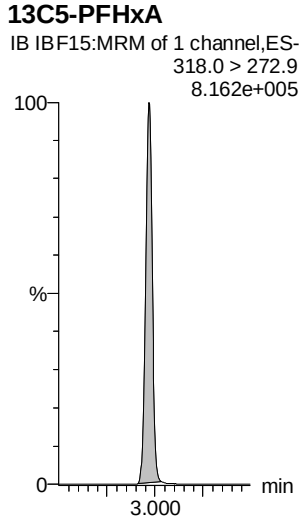

Dataset: F:\Projects\PFAS.PRO\Results\190722M1\190722M1-IB.qld

Last Altered: Monday, July 22, 2019 13:50:22 Pacific Daylight Time
Printed: Monday, July 22, 2019 13:50:37 Pacific Daylight Time

**Name: 190722M1_14, Date: 22-Jul-2019, Time: 12:12:38, ID: IB, Description: IB**

**13C8-PFOA**

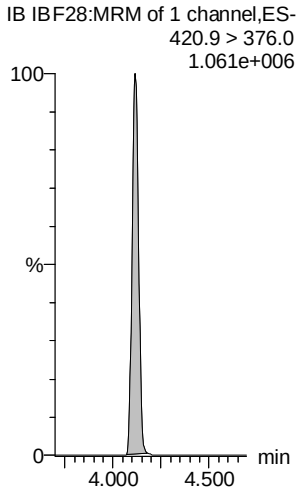


**18O2-PFHxS**

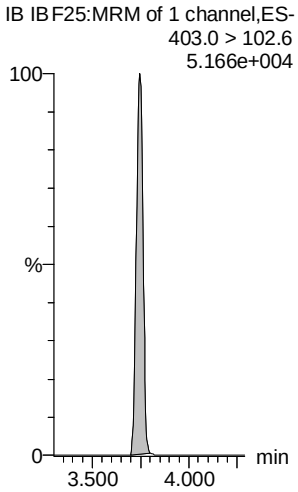


**13C9-PFNA**

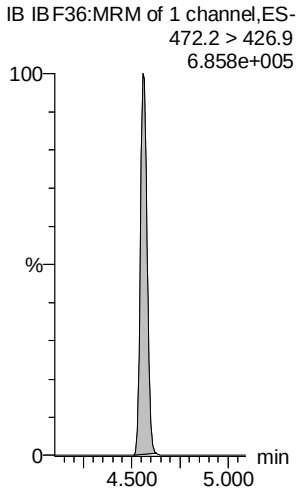


**13C4-PFOS**

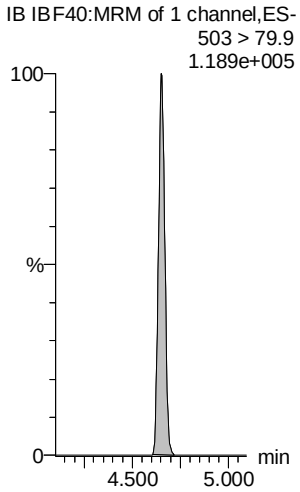


**13C6-PFDA**

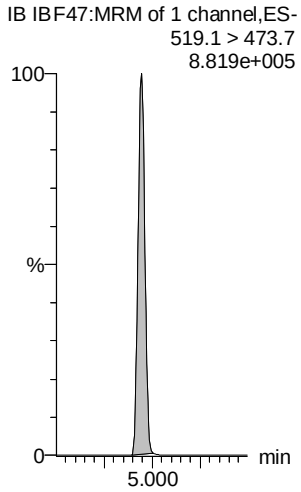


**13C7-PFUdA**

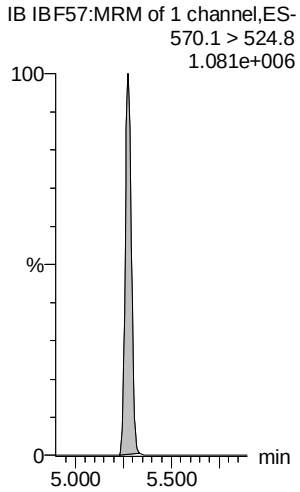



CGH 7/22/2019

Vista Analytical Laboratory

Dataset: F:\Projects\PFAS.PRO\Results\190728M1\190728M1-CRV.qld

Last Altered: Sunday, July 28, 2019 19:54:16 Pacific Daylight Time
Printed: Sunday, July 28, 2019 19:54:47 Pacific Daylight Time

high pt
8:3FTCA = 100
5:3FTCA
7:3FTCA
PFDS

no low pts dropped.

**Method: F:\Projects\PFAS.PRO\MethDB\PFAS_FULL_80C_072819.mdb 28 Jul 2019 19:34:01**
**Calibration: F:\Projects\PFAS.PRO\CurveDB\C18_VAL-PFAS_Q4_07-28-19.cdb 28 Jul 2019 19:54:16**

**Compound name: PFBA**
Correlation coefficient: r = 0.999641, r^2 = 0.999282
Calibration curve: 1.21919 * x + -0.0270697
Response type: Internal Std ( Ref 47 ), Area * ( IS Conc. / IS Area )
Curve type: Linear, Origin: Exclude, Weighting: 1/x, Axis trans: None

7/2 9/19

| | # | Name | Type | Std. Conc | RT | Area | IS Area | Response | Conc. | %Dev | Conc. Flag | CoD | CoD Flag | x=excluded |
|---|---|---|---|---|---|---|---|---|---|---|---|---|---|---|
| 1 | 1 | 190728M1_4 | Standard | 0.250 | 1.09 | 216.239 | 9736.728 | 0.278 | 0.2 | -0.0 | NO | 0.999 | NO | bb |
| 2 | 2 | 190728M1_5 | Standard | 0.500 | 1.08 | 443.285 | 9741.358 | 0.569 | 0.5 | -2.2 | NO | 0.999 | NO | bb |
| 3 | 3 | 190728M1_6 | Standard | 1.000 | 1.08 | 887.362 | 9855.268 | 1.125 | 0.9 | -5.5 | NO | 0.999 | NO | bb |
| 4 | 4 | 190728M1_7 | Standard | 2.000 | 1.08 | 1849.161 | 10250.277 | 2.255 | 1.9 | -6.4 | NO | 0.999 | NO | bb |
| 5 | 5 | 190728M1_8 | Standard | 5.000 | 1.08 | 4792.306 | 9701.447 | 6.175 | 5.1 | 1.7 | NO | 0.999 | NO | bb |
| 6 | 6 | 190728M1_9 | Standard | 10.000 | 1.08 | 9814.171 | 9706.613 | 12.639 | 10.4 | 3.9 | NO | 0.999 | NO | bb |
| 7 | 7 | 190728M1_10 | Standard | 50.000 | 1.08 | 51224.352 | 10055.120 | 63.679 | 52.3 | 4.5 | NO | 0.999 | NO | MM |
| 8 | 8 | 190728M1_11 | Standard | 100.000 | 1.09 | 100162.258 | 9805.491 | 127.686 | 104.8 | 4.8 | NO | 0.999 | NO | MM |
| 9 | 9 | 190728M1_12 | Standard | 250.000 | 1.08 | 230212.453 | 9304.693 | 309.269 | 253.7 | 1.5 | NO | 0.999 | NO | MM |
| 10 | 10 | 190728M1_13 | Standard | 500.000 | 1.09 | 406426.344 | 8521.432 | 596.183 | 489.0 | -2.2 | NO | 0.999 | NO | bb |

**Compound name: PFPrS**
Coefficient of Determination: R^2 = 0.999340
Calibration curve: 0.000273279 * x^2 + 1.27077 * x + -0.151801
Response type: Internal Std ( Ref 49 ), Area * ( IS Conc. / IS Area )
Curve type: 2nd Order, Origin: Exclude, Weighting: 1/x, Axis trans: None

| | # | Name | Type | Std. Conc | RT | Area | IS Area | Response | Conc. | %Dev | Conc. Flag | CoD | CoD Flag | x=excluded |
|---|---|---|---|---|---|---|---|---|---|---|---|---|---|---|
| 1 | 1 | 190728M1_4 | Standard | 0.250 | 1.43 | 39.950 | 1919.197 | 0.260 | 0.3 | 29.7 | NO | 0.999 | NO | MM |
| 2 | 2 | 190728M1_5 | Standard | 0.500 | 1.43 | 79.497 | 1863.464 | 0.533 | 0.5 | 7.8 | NO | 0.999 | NO | MM |
| 3 | 3 | 190728M1_6 | Standard | 1.000 | 1.43 | 156.211 | 1865.541 | 1.047 | 0.9 | -5.7 | NO | 0.999 | NO | MM |
| 4 | 4 | 190728M1_7 | Standard | 2.000 | 1.43 | 345.760 | 2010.472 | 2.150 | 1.8 | -9.5 | NO | 0.999 | NO | MM |
| 5 | 5 | 190728M1_8 | Standard | 5.000 | 1.43 | 873.739 | 1969.569 | 5.545 | 4.5 | -10.4 | NO | 0.999 | NO | MM |
| 6 | 6 | 190728M1_9 | Standard | 10.000 | 1.43 | 1797.026 | 1999.487 | 11.234 | 8.9 | -10.6 | NO | 0.999 | NO | bb |
| 7 | 7 | 190728M1_10 | Standard | 50.000 | 1.43 | 9713.515 | 1915.087 | 63.401 | 49.5 | -1.0 | NO | 0.999 | NO | bb |
| 8 | 8 | 190728M1_11 | Standard | 100.000 | 1.43 | 19346.365 | 1923.876 | 125.699 | 97.0 | -3.0 | NO | 0.999 | NO | MM |
| 9 | 9 | 190728M1_12 | Standard | 250.000 | 1.43 | 44936.848 | 1621.320 | 346.453 | 258.4 | 3.4 | NO | 0.999 | NO | MM |

Calt 7/29/19

Dataset: F:\Projects\PFAS.PRO\Results\190728M1\190728M1-CRV.qld

Last Altered: Sunday, July 28, 2019 19:54:16 Pacific Daylight Time
Printed: Sunday, July 28, 2019 19:54:47 Pacific Daylight Time

**Compound name: PFPrS**

| | # | Name | Type | Std. Conc | RT | Area | IS Area | Response | Conc. | %Dev | Conc. Flag | CoD | CoD Flag | x=excluded |
|---|---|---|---|---|---|---|---|---|---|---|---|---|---|---|
| 10 | 10 | 190728M1_13 | Standard | 500.000 | 1.43 | 81389.063 | 1456.437 | 698.529 | 496.7 | -0.7 | NO | 0.999 | NO | MM |

**Compound name: 3:3 FTCA**
Coefficient of Determination: R^2 = 0.999860
Calibration curve: 4.49374e-005 * x^2 + 0.0454881 * x + -0.0028412
Response type: Internal Std ( Ref 48 ), Area * ( IS Conc. / IS Area )
Curve type: 2nd Order, Origin: Exclude, Weighting: 1/x, Axis trans: None

| | # | Name | Type | Std. Conc | RT | Area | IS Area | Response | Conc. | %Dev | Conc. Flag | CoD | CoD Flag | x=excluded |
|---|---|---|---|---|---|---|---|---|---|---|---|---|---|---|
| 1 | 1 | 190728M1_4 | Standard | 0.250 | 1.89 | 10.662 | 14579.512 | 0.009 | 0.3 | 5.3 | NO | 1.000 | NO | bb |
| 2 | 2 | 190728M1_5 | Standard | 0.500 | 1.90 | 18.963 | 13645.277 | 0.017 | 0.4 | -11.2 | NO | 1.000 | NO | bb |
| 3 | 3 | 190728M1_6 | Standard | 1.000 | 1.91 | 50.924 | 14436.878 | 0.044 | 1.0 | 3.1 | NO | 1.000 | NO | bb |
| 4 | 4 | 190728M1_7 | Standard | 2.000 | 1.90 | 105.542 | 14926.317 | 0.088 | 2.0 | 0.1 | NO | 1.000 | NO | bb |
| 5 | 5 | 190728M1_8 | Standard | 5.000 | 1.90 | 272.869 | 14378.947 | 0.237 | 5.3 | 5.0 | NO | 1.000 | NO | bd |
| 6 | 6 | 190728M1_9 | Standard | 10.000 | 1.90 | 519.131 | 14549.979 | 0.446 | 9.8 | -2.3 | NO | 1.000 | NO | MM |
| 7 | 7 | 190728M1_10 | Standard | 50.000 | 1.90 | 2848.740 | 14949.327 | 2.382 | 50.0 | -0.1 | NO | 1.000 | NO | MM |
| 8 | 8 | 190728M1_11 | Standard | 100.000 | 1.90 | 5777.408 | 14452.828 | 4.997 | 100.0 | 0.0 | NO | 1.000 | NO | bb |
| 9 | 9 | 190728M1_12 | Standard | 250.000 | 1.90 | 2859.080 | 13596.506 | 2.629 | 54.9 | -78.1 | YES | 1.000 | NO | bbX |
| 10 | 10 | 190728M1_13 | Standard | 500.000 | 1.90 | 5781.173 | 12072.144 | 5.986 | 117.9 | -76.4 | YES | 1.000 | NO | bbX |

**Compound name: PFPeA**
Correlation coefficient: r = 0.999803, r^2 = 0.999605
Calibration curve: 0.890929 * x + 0.0174527
Response type: Internal Std ( Ref 48 ), Area * ( IS Conc. / IS Area )
Curve type: Linear, Origin: Exclude, Weighting: 1/x, Axis trans: None

| | # | Name | Type | Std. Conc | RT | Area | IS Area | Response | Conc. | %Dev | Conc. Flag | CoD | CoD Flag | x=excluded |
|---|---|---|---|---|---|---|---|---|---|---|---|---|---|---|
| 1 | 1 | 190728M1_4 | Standard | 0.250 | 2.06 | 283.391 | 14579.512 | 0.243 | 0.3 | 1.3 | NO | 1.000 | NO | bd |
| 2 | 2 | 190728M1_5 | Standard | 0.500 | 2.06 | 491.425 | 13645.277 | 0.450 | 0.5 | -2.9 | NO | 1.000 | NO | bb |
| 3 | 3 | 190728M1_6 | Standard | 1.000 | 2.06 | 977.464 | 14436.878 | 0.846 | 0.9 | -7.0 | NO | 1.000 | NO | MM |
| 4 | 4 | 190728M1_7 | Standard | 2.000 | 2.06 | 2025.809 | 14926.317 | 1.697 | 1.9 | -5.8 | NO | 1.000 | NO | bb |
| 5 | 5 | 190728M1_8 | Standard | 5.000 | 2.06 | 5269.894 | 14378.947 | 4.581 | 5.1 | 2.5 | NO | 1.000 | NO | bb |
| 6 | 6 | 190728M1_9 | Standard | 10.000 | 2.06 | 11017.499 | 14549.979 | 9.465 | 10.6 | 6.0 | NO | 1.000 | NO | bb |
| 7 | 7 | 190728M1_10 | Standard | 50.000 | 2.06 | 55079.965 | 14949.327 | 46.056 | 51.7 | 3.3 | NO | 1.000 | NO | bb |

Dataset: F:\Projects\PFAS.PRO\Results\190728M1\190728M1-CRV.qld

Last Altered: Sunday, July 28, 2019 19:54:16 Pacific Daylight Time
Printed: Sunday, July 28, 2019 19:54:47 Pacific Daylight Time

**Compound name: PFPeA**

| | # | Name | Type | Std. Conc | RT | Area | IS Area | Response | Conc. | %Dev | Conc. Flag | CoD | CoD Flag | x=excluded |
|---|---|---|---|---|---|---|---|---|---|---|---|---|---|---|
| 8 | 8 | 190728M1_11 | Standard | 100.000 | 2.06 | 107530.781 | 14452.828 | 93.002 | 104.4 | 4.4 | NO | 1.000 | NO | bb |
| 9 | 9 | 190728M1_12 | Standard | 250.000 | 2.06 | 239615.797 | 13596.506 | 220.292 | 247.2 | -1.1 | NO | 1.000 | NO | bb |
| 10 | 10 | 190728M1_13 | Standard | 500.000 | 2.06 | 426952.844 | 12072.144 | 442.085 | 496.2 | -0.8 | NO | 1.000 | NO | bb |

**Compound name: PFBS**
Correlation coefficient: r = 0.999889, r^2 = 0.999778
Calibration curve: 2.24008 * x + -0.101161
Response type: Internal Std ( Ref 49 ), Area * ( IS Conc. / IS Area )
Curve type: Linear, Origin: Exclude, Weighting: 1/x, Axis trans: None

| | # | Name | Type | Std. Conc | RT | Area | IS Area | Response | Conc. | %Dev | Conc. Flag | CoD | CoD Flag | x=excluded |
|---|---|---|---|---|---|---|---|---|---|---|---|---|---|---|
| 1 | 1 | 190728M1_4 | Standard | 0.250 | 2.35 | 81.306 | 1919.197 | 0.530 | 0.3 | 12.6 | NO | 1.000 | NO | bb |
| 2 | 2 | 190728M1_5 | Standard | 0.500 | 2.37 | 142.877 | 1863.464 | 0.958 | 0.5 | -5.4 | NO | 1.000 | NO | bb |
| 3 | 3 | 190728M1_6 | Standard | 1.000 | 2.37 | 295.507 | 1865.541 | 1.980 | 0.9 | -7.1 | NO | 1.000 | NO | bb |
| 4 | 4 | 190728M1_7 | Standard | 2.000 | 2.36 | 704.173 | 2010.472 | 4.378 | 2.0 | -0.0 | NO | 1.000 | NO | bb |
| 5 | 5 | 190728M1_8 | Standard | 5.000 | 2.37 | 1655.230 | 1969.569 | 10.505 | 4.7 | -5.3 | NO | 1.000 | NO | bb |
| 6 | 6 | 190728M1_9 | Standard | 10.000 | 2.37 | 3615.651 | 1999.487 | 22.604 | 10.1 | 1.4 | NO | 1.000 | NO | bb |
| 7 | 7 | 190728M1_10 | Standard | 50.000 | 2.37 | 17777.354 | 1915.087 | 116.035 | 51.8 | 3.7 | NO | 1.000 | NO | bb |
| 8 | 8 | 190728M1_11 | Standard | 100.000 | 2.37 | 34346.145 | 1923.876 | 223.157 | 99.7 | -0.3 | NO | 1.000 | NO | bb |
| 9 | 9 | 190728M1_12 | Standard | 250.000 | 2.37 | 73705.758 | 1621.320 | 568.254 | 253.7 | 1.5 | NO | 1.000 | NO | bb |
| 10 | 10 | 190728M1_13 | Standard | 500.000 | 2.37 | 129176.063 | 1456.437 | 1108.665 | 495.0 | -1.0 | NO | 1.000 | NO | bb |

**Compound name: 4:2 FTS**
Coefficient of Determination: R^2 = 0.999425
Calibration curve: -0.000215325 * x^2 + 2.31459 * x + 0.0385692
Response type: Internal Std ( Ref 51 ), Area * ( IS Conc. / IS Area )
Curve type: 2nd Order, Origin: Exclude, Weighting: 1/x, Axis trans: None

| | # | Name | Type | Std. Conc | RT | Area | IS Area | Response | Conc. | %Dev | Conc. Flag | CoD | CoD Flag | x=excluded |
|---|---|---|---|---|---|---|---|---|---|---|---|---|---|---|
| 1 | 1 | 190728M1_4 | Standard | 0.250 | 2.80 | 139.114 | 3107.770 | 0.560 | 0.2 | -10.0 | NO | 0.999 | NO | bb |
| 2 | 2 | 190728M1_5 | Standard | 0.500 | 2.80 | 282.071 | 2884.299 | 1.222 | 0.5 | 2.3 | NO | 0.999 | NO | bb |
| 3 | 3 | 190728M1_6 | Standard | 1.000 | 2.80 | 552.266 | 2930.770 | 2.355 | 1.0 | 0.1 | NO | 0.999 | NO | bb |
| 4 | 4 | 190728M1_7 | Standard | 2.000 | 2.80 | 1164.088 | 3256.043 | 4.469 | 1.9 | -4.3 | NO | 0.999 | NO | bb |
| 5 | 5 | 190728M1_8 | Standard | 5.000 | 2.80 | 2878.904 | 3001.934 | 11.988 | 5.2 | 3.3 | NO | 0.999 | NO | bb |

Dataset: F:\Projects\PFAS.PRO\Results\190728M1\190728M1-CRV.qld

Last Altered: Sunday, July 28, 2019 19:54:16 Pacific Daylight Time
Printed: Sunday, July 28, 2019 19:54:47 Pacific Daylight Time

**Compound name: 4:2 FTS**

| | # | Name | Type | Std. Conc | RT | Area | IS Area | Response | Conc. | %Dev | Conc. Flag | CoD | CoD Flag | x=excluded |
|---|---|---|---|---|---|---|---|---|---|---|---|---|---|---|
| 6 | 6 | 190728M1_9 | Standard | 10.000 | 2.80 | 6066.486 | 3129.496 | 24.231 | 10.5 | 4.6 | NO | 0.999 | NO | bb |
| 7 | 7 | 190728M1_10 | Standard | 50.000 | 2.80 | 28126.232 | 2919.879 | 120.408 | 52.3 | 4.5 | NO | 0.999 | NO | bb |
| 8 | 8 | 190728M1_11 | Standard | 100.000 | 2.80 | 52349.887 | 2793.867 | 234.218 | 102.1 | 2.1 | NO | 0.999 | NO | bb |
| 9 | 9 | 190728M1_12 | Standard | 250.000 | 2.80 | 102670.250 | 2351.747 | 545.713 | 241.2 | -3.5 | NO | 0.999 | NO | bb |
| 10 | 10 | 190728M1_13 | Standard | 500.000 | 2.80 | 176007.969 | 1978.961 | 1111.745 | 503.9 | 0.8 | NO | 0.999 | NO | bb |

**Compound name: PFHxA**
Correlation coefficient: r = 0.999175, r^2 = 0.998350
Calibration curve: 0.885806 * x + 0.0514582
Response type: Internal Std ( Ref 52 ), Area * ( IS Conc. / IS Area )
Curve type: Linear, Origin: Include, Weighting: 1/x, Axis trans: None

| | # | Name | Type | Std. Conc | RT | Area | IS Area | Response | Conc. | %Dev | Conc. Flag | CoD | CoD Flag | x=excluded |
|---|---|---|---|---|---|---|---|---|---|---|---|---|---|---|
| 1 | 1 | 190728M1_4 | Standard | 0.250 | 2.89 | 579.012 | 11055.088 | 0.262 | 0.2 | -5.0 | NO | 0.998 | NO | bb |
| 2 | 2 | 190728M1_5 | Standard | 0.500 | 2.89 | 1022.389 | 10436.295 | 0.490 | 0.5 | -1.0 | NO | 0.998 | NO | bb |
| 3 | 3 | 190728M1_6 | Standard | 1.000 | 2.89 | 2095.599 | 11108.523 | 0.943 | 1.0 | 0.7 | NO | 0.998 | NO | bb |
| 4 | 4 | 190728M1_7 | Standard | 2.000 | 2.89 | 4255.054 | 11379.875 | 1.870 | 2.1 | 2.6 | NO | 0.998 | NO | bb |
| 5 | 5 | 190728M1_8 | Standard | 5.000 | 2.89 | 10191.940 | 11339.071 | 4.494 | 5.0 | 0.3 | NO | 0.998 | NO | bb |
| 6 | 6 | 190728M1_9 | Standard | 10.000 | 2.89 | 22144.852 | 11205.463 | 9.881 | 11.1 | 11.0 | NO | 0.998 | NO | bb |
| 7 | 7 | 190728M1_10 | Standard | 50.000 | 2.89 | 104786.039 | 10578.007 | 49.530 | 55.9 | 11.7 | NO | 0.998 | NO | bb |
| 8 | 8 | 190728M1_11 | Standard | 100.000 | 2.89 | 206990.672 | 11149.969 | 92.821 | 104.7 | 4.7 | NO | 0.998 | NO | bb |
| 9 | 9 | 190728M1_12 | Standard | 250.000 | 2.89 | 441890.750 | 9862.257 | 224.031 | 252.9 | 1.1 | NO | 0.998 | NO | bb |
| 10 | 10 | 190728M1_13 | Standard | 500.000 | 2.89 | 747894.563 | 8695.916 | 430.026 | 485.4 | -2.9 | NO | 0.998 | NO | bb |

Dataset: F:\Projects\PFAS.PRO\Results\190728M1\190728M1-CRV.qld

Last Altered: Sunday, July 28, 2019 19:34:02 Pacific Daylight Time
Printed: Sunday, July 28, 2019 19:39:23 Pacific Daylight Time

**Compound name: PFPeS**
Coefficient of Determination: R^2 = 0.999534
Calibration curve: -0.000690007 * x^2 + 1.53983 * x + -0.017662
Response type: Internal Std ( Ref 49 ), Area * ( IS Conc. / IS Area )
Curve type: 2nd Order, Origin: Exclude, Weighting: 1/x, Axis trans: None

| | # | Name | Type | Std. Conc | RT | Area | IS Area | Response | Conc. | %Dev | Conc. Flag | CoD | CoD Flag | x=excluded |
|---|---|---|---|---|---|---|---|---|---|---|---|---|---|---|
| 1 | 1 | 190728M1_4 | Standard | 0.250 | 3.09 | 55.574 | 1919.197 | 0.362 | 0.2 | -1.4 | NO | 1.000 | NO | bb |
| 2 | 2 | 190728M1_5 | Standard | 0.500 | 3.09 | 105.047 | 1863.464 | 0.705 | 0.5 | -6.2 | NO | 1.000 | NO | bb |
| 3 | 3 | 190728M1_6 | Standard | 1.000 | 3.10 | 227.346 | 1865.541 | 1.523 | 1.0 | 0.1 | NO | 1.000 | NO | bb |
| 4 | 4 | 190728M1_7 | Standard | 2.000 | 3.09 | 454.157 | 2010.472 | 2.824 | 1.8 | -7.7 | NO | 1.000 | NO | bb |
| 5 | 5 | 190728M1_8 | Standard | 5.000 | 3.09 | 1311.807 | 1969.569 | 8.325 | 5.4 | 8.6 | NO | 1.000 | NO | bb |
| 6 | 6 | 190728M1_9 | Standard | 10.000 | 3.09 | 2537.677 | 1999.487 | 15.865 | 10.4 | 3.6 | NO | 1.000 | NO | bb |
| 7 | 7 | 190728M1_10 | Standard | 50.000 | 3.09 | 12178.632 | 1915.087 | 79.491 | 52.9 | 5.8 | NO | 1.000 | NO | bb |
| 8 | 8 | 190728M1_11 | Standard | 100.000 | 3.09 | 22275.971 | 1923.876 | 144.734 | 98.3 | -1.7 | NO | 1.000 | NO | bb |
| 9 | 9 | 190728M1_12 | Standard | 250.000 | 3.09 | 43592.145 | 1621.320 | 336.085 | 245.2 | -1.9 | NO | 1.000 | NO | bb |
| 10 | 10 | 190728M1_13 | Standard | 500.000 | 3.09 | 69942.109 | 1456.437 | 600.284 | 503.4 | 0.7 | NO | 1.000 | NO | bb |

**Compound name: HFPO-DA**
Coefficient of Determination: R^2 = 0.998819
Calibration curve: -0.000191614 * x^2 + 0.537982 * x + -0.0593258
Response type: Internal Std ( Ref 50 ), Area * ( IS Conc. / IS Area )
Curve type: 2nd Order, Origin: Exclude, Weighting: 1/x, Axis trans: None

| | # | Name | Type | Std. Conc | RT | Area | IS Area | Response | Conc. | %Dev | Conc. Flag | CoD | CoD Flag | x=excluded |
|---|---|---|---|---|---|---|---|---|---|---|---|---|---|---|
| 1 | 1 | 190728M1_4 | Standard | 0.250 | 3.09 | 29.237 | 1651.767 | 0.089 | 0.3 | 9.9 | NO | 0.999 | NO | bb |
| 2 | 2 | 190728M1_5 | Standard | 0.500 | 3.09 | 51.912 | 1667.753 | 0.156 | 0.4 | -20.1 | NO | 0.999 | NO | bb |
| 3 | 3 | 190728M1_6 | Standard | 1.000 | 3.10 | 128.715 | 1712.755 | 0.376 | 0.8 | -19.1 | NO | 0.999 | NO | bb |
| 4 | 4 | 190728M1_7 | Standard | 2.000 | 3.09 | 395.617 | 1941.375 | 1.019 | 2.0 | 0.3 | NO | 0.999 | NO | bb |
| 5 | 5 | 190728M1_8 | Standard | 5.000 | 3.09 | 885.582 | 1597.251 | 2.772 | 5.3 | 5.5 | NO | 0.999 | NO | bb |
| 6 | 6 | 190728M1_9 | Standard | 10.000 | 3.09 | 1837.519 | 1404.792 | 6.540 | 12.3 | 23.2 | NO | 0.999 | NO | bb |
| 7 | 7 | 190728M1_10 | Standard | 50.000 | 3.09 | 7269.056 | 1331.558 | 27.295 | 51.8 | 3.6 | NO | 0.999 | NO | bb |
| 8 | 8 | 190728M1_11 | Standard | 100.000 | 3.09 | 16769.875 | 1640.978 | 51.097 | 98.5 | -1.5 | NO | 0.999 | NO | bb |
| 9 | 9 | 190728M1_12 | Standard | 250.000 | 3.10 | 30810.668 | 1289.140 | 119.501 | 243.3 | -2.7 | NO | 0.999 | NO | bb |
| 10 | 10 | 190728M1_13 | Standard | 500.000 | 3.10 | 56332.895 | 1265.718 | 222.533 | 504.4 | 0.9 | NO | 0.999 | NO | bb |

Dataset: F:\Projects\PFAS.PRO\Results\190728M1\190728M1-CRV.qld

Last Altered: Sunday, July 28, 2019 19:34:02 Pacific Daylight Time
Printed: Sunday, July 28, 2019 19:39:23 Pacific Daylight Time

**Compound name: 5:3 FTCA**
Coefficient of Determination: R^2 = 0.999709
Calibration curve: 0.000585152 * x^2 + 0.226178 * x + -0.000918545
Response type: Internal Std ( Ref 53 ), Area * ( IS Conc. / IS Area )
Curve type: 2nd Order, Origin: Exclude, Weighting: 1/x, Axis trans: None

| | # | Name | Type | Std. Conc | RT | Area | IS Area | Response | Conc. | %Dev | Conc. Flag | CoD | CoD Flag | x=excluded |
|---|---|---|---|---|---|---|---|---|---|---|---|---|---|---|
| 1 | 1 | 190728M1_4 | Standard | 0.250 | 3.44 | 52.621 | 13143.233 | 0.050 | 0.2 | -9.9 | NO | 1.000 | NO | bb |
| 2 | 2 | 190728M1_5 | Standard | 0.500 | 3.44 | 109.899 | 12221.702 | 0.112 | 0.5 | 0.1 | NO | 1.000 | NO | bb |
| 3 | 3 | 190728M1_6 | Standard | 1.000 | 3.44 | 228.672 | 13006.150 | 0.220 | 1.0 | -2.7 | NO | 1.000 | NO | bb |
| 4 | 4 | 190728M1_7 | Standard | 2.000 | 3.44 | 533.005 | 13850.272 | 0.481 | 2.1 | 6.0 | NO | 1.000 | NO | bb |
| 5 | 5 | 190728M1_8 | Standard | 5.000 | 3.44 | 1284.958 | 13376.584 | 1.201 | 5.2 | 4.8 | NO | 1.000 | NO | bb |
| 6 | 6 | 190728M1_9 | Standard | 10.000 | 3.44 | 2588.648 | 13498.864 | 2.397 | 10.3 | 3.3 | NO | 1.000 | NO | bb |
| 7 | 7 | 190728M1_10 | Standard | 50.000 | 3.44 | 13215.075 | 13221.530 | 12.494 | 49.0 | -1.9 | NO | 1.000 | NO | bb |
| 8 | 8 | 190728M1_11 | Standard | 100.000 | 3.44 | 27345.770 | 11953.563 | 28.596 | 100.4 | 0.4 | NO | 1.000 | NO | bb |
| 9 | 9 | 190728M1_12 | Standard | 250.000 | 3.44 | 13529.034 | 10583.072 | 15.980 | 61.0 | -75.6 | YES | 1.000 | NO | bbX |
| 10 | 10 | 190728M1_13 | Standard | 500.000 | 3.44 | 27467.822 | 9332.134 | 36.792 | 123.3 | -75.3 | YES | 1.000 | NO | bbX |

**Compound name: PFHpA**
Correlation coefficient: r = 0.999846, r^2 = 0.999693
Calibration curve: 1.26117 * x + -0.00968306
Response type: Internal Std ( Ref 53 ), Area * ( IS Conc. / IS Area )
Curve type: Linear, Origin: Exclude, Weighting: 1/x, Axis trans: None

| | # | Name | Type | Std. Conc | RT | Area | IS Area | Response | Conc. | %Dev | Conc. Flag | CoD | CoD Flag | x=excluded |
|---|---|---|---|---|---|---|---|---|---|---|---|---|---|---|
| 1 | 1 | 190728M1_4 | Standard | 0.250 | 3.52 | 282.302 | 13143.233 | 0.268 | 0.2 | -11.8 | NO | 1.000 | NO | bb |
| 2 | 2 | 190728M1_5 | Standard | 0.500 | 3.51 | 607.127 | 12221.702 | 0.621 | 0.5 | 0.0 | NO | 1.000 | NO | bb |
| 3 | 3 | 190728M1_6 | Standard | 1.000 | 3.51 | 1273.221 | 13006.150 | 1.224 | 1.0 | -2.2 | NO | 1.000 | NO | bb |
| 4 | 4 | 190728M1_7 | Standard | 2.000 | 3.51 | 2945.979 | 13850.272 | 2.659 | 2.1 | 5.8 | NO | 1.000 | NO | bb |
| 5 | 5 | 190728M1_8 | Standard | 5.000 | 3.51 | 6692.299 | 13376.584 | 6.254 | 5.0 | -0.7 | NO | 1.000 | NO | bb |
| 6 | 6 | 190728M1_9 | Standard | 10.000 | 3.51 | 14316.133 | 13498.864 | 13.257 | 10.5 | 5.2 | NO | 1.000 | NO | bb |
| 7 | 7 | 190728M1_10 | Standard | 50.000 | 3.51 | 67135.648 | 13221.530 | 63.472 | 50.3 | 0.7 | NO | 1.000 | NO | bb |
| 8 | 8 | 190728M1_11 | Standard | 100.000 | 3.51 | 125982.477 | 11953.563 | 131.742 | 104.5 | 4.5 | NO | 1.000 | NO | bb |
| 9 | 9 | 190728M1_12 | Standard | 250.000 | 3.51 | 264758.813 | 10583.072 | 312.715 | 248.0 | -0.8 | NO | 1.000 | NO | bb |
| 10 | 10 | 190728M1_13 | Standard | 500.000 | 3.51 | 467646.906 | 9332.134 | 626.393 | 496.7 | -0.7 | NO | 1.000 | NO | bb |

Dataset: F:\Projects\PFAS.PRO\Results\190728M1\190728M1-CRV.qld

Last Altered: Sunday, July 28, 2019 19:34:02 Pacific Daylight Time
Printed: Sunday, July 28, 2019 19:39:23 Pacific Daylight Time

**Compound name: ADONA**
Correlation coefficient: r = 0.999853, r^2 = 0.999706
Calibration curve: 3.39369 * x + -0.230779
Response type: Internal Std ( Ref 53 ), Area * ( IS Conc. / IS Area )
Curve type: Linear, Origin: Exclude, Weighting: 1/x, Axis trans: None

| | # | Name | Type | Std. Conc | RT | Area | IS Area | Response | Conc. | %Dev | Conc. Flag | CoD | CoD Flag | x=excluded |
|---|---|---|---|---|---|---|---|---|---|---|---|---|---|---|
| 1 | 1 | 190728M1_4 | Standard | 0.250 | 3.62 | 787.277 | 13143.233 | 0.749 | 0.3 | 15.5 | NO | 1.000 | NO | bb |
| 2 | 2 | 190728M1_5 | Standard | 0.500 | 3.62 | 1596.227 | 12221.702 | 1.633 | 0.5 | 9.8 | NO | 1.000 | NO | bb |
| 3 | 3 | 190728M1_6 | Standard | 1.000 | 3.62 | 3198.814 | 13006.150 | 3.074 | 1.0 | -2.6 | NO | 1.000 | NO | bb |
| 4 | 4 | 190728M1_7 | Standard | 2.000 | 3.62 | 6720.117 | 13850.272 | 6.065 | 1.9 | -7.2 | NO | 1.000 | NO | bb |
| 5 | 5 | 190728M1_8 | Standard | 5.000 | 3.62 | 16380.617 | 13376.584 | 15.307 | 4.6 | -8.4 | NO | 1.000 | NO | bb |
| 6 | 6 | 190728M1_9 | Standard | 10.000 | 3.62 | 34833.527 | 13498.864 | 32.256 | 9.6 | -4.3 | NO | 1.000 | NO | bb |
| 7 | 7 | 190728M1_10 | Standard | 50.000 | 3.62 | 169978.547 | 13221.530 | 160.702 | 47.4 | -5.2 | NO | 1.000 | NO | bb |
| 8 | 8 | 190728M1_11 | Standard | 100.000 | 3.63 | 331697.188 | 11953.563 | 346.860 | 102.3 | 2.3 | NO | 1.000 | NO | bb |
| 9 | 9 | 190728M1_12 | Standard | 250.000 | 3.62 | 717060.188 | 10583.072 | 846.942 | 249.6 | -0.1 | NO | 1.000 | NO | bb |
| 10 | 10 | 190728M1_13 | Standard | 500.000 | 3.62 | 1270705.500 | 9332.134 | 1702.056 | 501.6 | 0.3 | NO | 1.000 | NO | bb |

**Compound name: L-PFHxS**
Coefficient of Determination: R^2 = 0.999317
Calibration curve: -1.80179e-005 * x^2 + 0.964898 * x + -0.027662
Response type: Internal Std ( Ref 54 ), Area * ( IS Conc. / IS Area )
Curve type: 2nd Order, Origin: Include, Weighting: 1/x, Axis trans: None

| | # | Name | Type | Std. Conc | RT | Area | IS Area | Response | Conc. | %Dev | Conc. Flag | CoD | CoD Flag | x=excluded |
|---|---|---|---|---|---|---|---|---|---|---|---|---|---|---|
| 1 | 1 | 190728M1_4 | Standard | 0.250 | 3.67 | 71.012 | 3637.521 | 0.244 | 0.3 | 12.6 | NO | 0.999 | NO | MM |
| 2 | 2 | 190728M1_5 | Standard | 0.500 | 3.67 | 99.742 | 3358.914 | 0.371 | 0.4 | -17.3 | NO | 0.999 | NO | MM |
| 3 | 3 | 190728M1_6 | Standard | 1.000 | 3.68 | 231.601 | 3531.779 | 0.820 | 0.9 | -12.2 | NO | 0.999 | NO | MM |
| 4 | 4 | 190728M1_7 | Standard | 2.000 | 3.68 | 521.834 | 3701.096 | 1.762 | 1.9 | -7.2 | NO | 0.999 | NO | MM |
| 5 | 5 | 190728M1_8 | Standard | 5.000 | 3.67 | 1417.133 | 3411.210 | 5.193 | 5.4 | 8.2 | NO | 0.999 | NO | MM |
| 6 | 6 | 190728M1_9 | Standard | 10.000 | 3.67 | 2904.429 | 3654.382 | 9.935 | 10.3 | 3.3 | NO | 0.999 | NO | MM |
| 7 | 7 | 190728M1_10 | Standard | 50.000 | 3.67 | 14206.419 | 3740.522 | 47.475 | 49.3 | -1.4 | NO | 0.999 | NO | MM |
| 8 | 8 | 190728M1_11 | Standard | 100.000 | 3.67 | 27195.471 | 3359.151 | 101.199 | 105.1 | 5.1 | NO | 0.999 | NO | MM |
| 9 | 9 | 190728M1_12 | Standard | 250.000 | 3.67 | 58541.688 | 3145.043 | 232.674 | 242.3 | -3.1 | NO | 0.999 | NO | MM |
| 10 | 10 | 190728M1_13 | Standard | 500.000 | 3.67 | 104102.836 | 2707.109 | 480.692 | 502.9 | 0.6 | NO | 0.999 | NO | MM |

Dataset: F:\Projects\PFAS.PRO\Results\190728M1\190728M1-CRV.qld

Last Altered: Sunday, July 28, 2019 19:34:02 Pacific Daylight Time
Printed: Sunday, July 28, 2019 19:39:23 Pacific Daylight Time

**Compound name: 6:2 FTS**
Coefficient of Determination: R^2 = 0.999162
Calibration curve: -0.00100477 * x^2 + 3.10884 * x + 0.0953618
Response type: Internal Std ( Ref 55 ), Area * ( IS Conc. / IS Area )
Curve type: 2nd Order, Origin: Include, Weighting: 1/x, Axis trans: None

| | # | Name | Type | Std. Conc | RT | Area | IS Area | Response | Conc. | %Dev | Conc. Flag | CoD | CoD Flag | x=excluded |
|---|---|---|---|---|---|---|---|---|---|---|---|---|---|---|
| 1 | 1 | 190728M1_4 | Standard | 0.250 | 3.99 | 178.398 | 2488.247 | 0.896 | 0.3 | 3.0 | NO | 0.999 | NO | bb |
| 2 | 2 | 190728M1_5 | Standard | 0.500 | 3.99 | 291.002 | 2171.143 | 1.675 | 0.5 | 1.7 | NO | 0.999 | NO | bb |
| 3 | 3 | 190728M1_6 | Standard | 1.000 | 3.99 | 549.433 | 2345.186 | 2.929 | 0.9 | -8.8 | NO | 0.999 | NO | bb |
| 4 | 4 | 190728M1_7 | Standard | 2.000 | 3.99 | 1311.079 | 2478.611 | 6.612 | 2.1 | 4.9 | NO | 0.999 | NO | bb |
| 5 | 5 | 190728M1_8 | Standard | 5.000 | 3.99 | 2900.681 | 2299.354 | 15.769 | 5.0 | 1.0 | NO | 0.999 | NO | bb |
| 6 | 6 | 190728M1_9 | Standard | 10.000 | 3.99 | 6290.663 | 2360.413 | 33.313 | 10.7 | 7.2 | NO | 0.999 | NO | bb |
| 7 | 7 | 190728M1_10 | Standard | 50.000 | 3.99 | 28742.238 | 2272.584 | 158.092 | 51.7 | 3.4 | NO | 0.999 | NO | bb |
| 8 | 8 | 190728M1_11 | Standard | 100.000 | 3.99 | 55990.836 | 2254.193 | 310.482 | 103.3 | 3.3 | NO | 0.999 | NO | bb |
| 9 | 9 | 190728M1_12 | Standard | 250.000 | 3.99 | 110340.773 | 2012.710 | 685.275 | 238.8 | -4.5 | NO | 0.999 | NO | bb |
| 10 | 10 | 190728M1_13 | Standard | 500.000 | 3.99 | 192099.891 | 1825.385 | 1315.475 | 505.8 | 1.2 | NO | 0.999 | NO | bb |

**Compound name: L-PFOA**
Correlation coefficient: r = 0.999552, r^2 = 0.999104
Calibration curve: 1.42574 * x + 0.101179
Response type: Internal Std ( Ref 58 ), Area * ( IS Conc. / IS Area )
Curve type: Linear, Origin: Exclude, Weighting: 1/x, Axis trans: None

| | # | Name | Type | Std. Conc | RT | Area | IS Area | Response | Conc. | %Dev | Conc. Flag | CoD | CoD Flag | x=excluded |
|---|---|---|---|---|---|---|---|---|---|---|---|---|---|---|
| 1 | 1 | 190728M1_4 | Standard | 0.250 | 4.05 | 757.906 | 22994.963 | 0.412 | 0.2 | -12.8 | NO | 0.999 | NO | bb |
| 2 | 2 | 190728M1_5 | Standard | 0.500 | 4.05 | 1348.933 | 22236.543 | 0.758 | 0.5 | -7.8 | NO | 0.999 | NO | bb |
| 3 | 3 | 190728M1_6 | Standard | 1.000 | 4.05 | 2713.106 | 22122.271 | 1.533 | 1.0 | 0.4 | NO | 0.999 | NO | bb |
| 4 | 4 | 190728M1_7 | Standard | 2.000 | 4.05 | 5730.729 | 23474.295 | 3.052 | 2.1 | 3.5 | NO | 0.999 | NO | bb |
| 5 | 5 | 190728M1_8 | Standard | 5.000 | 4.05 | 13577.177 | 22726.066 | 7.468 | 5.2 | 3.3 | NO | 0.999 | NO | bb |
| 6 | 6 | 190728M1_9 | Standard | 10.000 | 4.05 | 28313.826 | 22409.762 | 15.793 | 11.0 | 10.1 | NO | 0.999 | NO | bb |
| 7 | 7 | 190728M1_10 | Standard | 50.000 | 4.05 | 130607.938 | 22712.236 | 71.882 | 50.3 | 0.7 | NO | 0.999 | NO | bb |
| 8 | 8 | 190728M1_11 | Standard | 100.000 | 4.05 | 255812.281 | 21154.102 | 151.160 | 106.0 | 6.0 | NO | 0.999 | NO | bb |
| 9 | 9 | 190728M1_12 | Standard | 250.000 | 4.05 | 507574.406 | 18470.006 | 343.513 | 240.9 | -3.7 | NO | 0.999 | NO | bb |
| 10 | 10 | 190728M1_13 | Standard | 500.000 | 4.05 | 845333.688 | 14771.558 | 715.339 | 501.7 | 0.3 | NO | 0.999 | NO | bb |

Dataset: F:\Projects\PFAS.PRO\Results\190728M1\190728M1-CRV.qld

Last Altered: Sunday, July 28, 2019 19:34:02 Pacific Daylight Time
Printed: Sunday, July 28, 2019 19:39:23 Pacific Daylight Time

**Compound name: PFecHS**
Coefficient of Determination: R^2 = 0.999273
Calibration curve: 9.85643e-005 * x^2 + 0.239046 * x + -0.00942895
Response type: Internal Std ( Ref 58 ), Area * ( IS Conc. / IS Area )
Curve type: 2nd Order, Origin: Exclude, Weighting: 1/x, Axis trans: None

| | # | Name | Type | Std. Conc | RT | Area | IS Area | Response | Conc. | %Dev | Conc. Flag | CoD | CoD Flag | x=excluded |
|---|---|---|---|---|---|---|---|---|---|---|---|---|---|---|
| 1 | 1 | 190728M1_4 | Standard | 0.250 | 4.08 | 110.492 | 22994.963 | 0.060 | 0.3 | 16.3 | NO | 0.999 | NO | bb |
| 2 | 2 | 190728M1_5 | Standard | 0.500 | 4.07 | 159.802 | 22236.543 | 0.090 | 0.4 | -17.0 | NO | 0.999 | NO | bb |
| 3 | 3 | 190728M1_6 | Standard | 1.000 | 4.07 | 424.167 | 22122.271 | 0.240 | 1.0 | 4.2 | NO | 0.999 | NO | bb |
| 4 | 4 | 190728M1_7 | Standard | 2.000 | 4.08 | 767.913 | 23474.295 | 0.409 | 1.7 | -12.6 | NO | 0.999 | NO | bb |
| 5 | 5 | 190728M1_8 | Standard | 5.000 | 4.07 | 2219.154 | 22726.066 | 1.221 | 5.1 | 2.7 | NO | 0.999 | NO | bb |
| 6 | 6 | 190728M1_9 | Standard | 10.000 | 4.07 | 4485.670 | 22409.762 | 2.502 | 10.5 | 4.6 | NO | 0.999 | NO | bb |
| 7 | 7 | 190728M1_10 | Standard | 50.000 | 4.07 | 21825.834 | 22712.236 | 12.012 | 49.3 | -1.4 | NO | 0.999 | NO | bd |
| 8 | 8 | 190728M1_11 | Standard | 100.000 | 4.07 | 44660.746 | 21154.102 | 26.390 | 105.8 | 5.8 | NO | 0.999 | NO | bd |
| 9 | 9 | 190728M1_12 | Standard | 250.000 | 4.07 | 94056.922 | 18470.006 | 63.655 | 242.2 | -3.1 | NO | 0.999 | NO | bb |
| 10 | 10 | 190728M1_13 | Standard | 500.000 | 4.07 | 171346.000 | 14771.558 | 144.997 | 502.5 | 0.5 | NO | 0.999 | NO | bb |

**Compound name: PFHpS**
Correlation coefficient: r = 0.999479, r^2 = 0.998958
Calibration curve: 0.880933 * x + -0.0588278
Response type: Internal Std ( Ref 59 ), Area * ( IS Conc. / IS Area )
Curve type: Linear, Origin: Exclude, Weighting: 1/x, Axis trans: None

| | # | Name | Type | Std. Conc | RT | Area | IS Area | Response | Conc. | %Dev | Conc. Flag | CoD | CoD Flag | x=excluded |
|---|---|---|---|---|---|---|---|---|---|---|---|---|---|---|
| 1 | 1 | 190728M1_4 | Standard | 0.250 | 4.16 | 39.505 | 4173.769 | 0.118 | 0.2 | -19.6 | NO | 0.999 | NO | MM |
| 2 | 2 | 190728M1_5 | Standard | 0.500 | 4.17 | 147.048 | 4015.332 | 0.458 | 0.6 | 17.3 | NO | 0.999 | NO | bb |
| 3 | 3 | 190728M1_6 | Standard | 1.000 | 4.17 | 260.199 | 4156.214 | 0.783 | 1.0 | -4.5 | NO | 0.999 | NO | bb |
| 4 | 4 | 190728M1_7 | Standard | 2.000 | 4.17 | 557.520 | 4301.655 | 1.620 | 1.9 | -4.7 | NO | 0.999 | NO | bb |
| 5 | 5 | 190728M1_8 | Standard | 5.000 | 4.17 | 1471.378 | 4496.762 | 4.090 | 4.7 | -5.8 | NO | 0.999 | NO | bb |
| 6 | 6 | 190728M1_9 | Standard | 10.000 | 4.17 | 3231.741 | 4349.828 | 9.287 | 10.6 | 6.1 | NO | 0.999 | NO | bb |
| 7 | 7 | 190728M1_10 | Standard | 50.000 | 4.17 | 15783.687 | 4201.052 | 46.963 | 53.4 | 6.8 | NO | 0.999 | NO | bb |
| 8 | 8 | 190728M1_11 | Standard | 100.000 | 4.17 | 30716.945 | 4083.566 | 94.026 | 106.8 | 6.8 | NO | 0.999 | NO | bb |
| 9 | 9 | 190728M1_12 | Standard | 250.000 | 4.17 | 66201.703 | 3779.765 | 218.935 | 248.6 | -0.6 | NO | 0.999 | NO | bb |
| 10 | 10 | 190728M1_13 | Standard | 500.000 | 4.17 | 113575.352 | 3282.607 | 432.489 | 491.0 | -1.8 | NO | 0.999 | NO | MM |

Dataset: F:\Projects\PFAS.PRO\Results\190728M1\190728M1-CRV.qld

Last Altered: Sunday, July 28, 2019 19:34:02 Pacific Daylight Time
Printed: Sunday, July 28, 2019 19:39:23 Pacific Daylight Time

**Compound name: 7:3 FTCA**
Coefficient of Determination: R^2 = 0.999184
Calibration curve: 0.000162981 * x^2 + 0.181538 * x + -0.0195467
Response type: Internal Std ( Ref 56 ), Area * ( IS Conc. / IS Area )
Curve type: 2nd Order, Origin: Exclude, Weighting: 1/x, Axis trans: None

| | # | Name | Type | Std. Conc | RT | Area | IS Area | Response | Conc. | %Dev | Conc. Flag | CoD | CoD Flag | x=excluded |
|---|---|---|---|---|---|---|---|---|---|---|---|---|---|---|
| 1 | 1 | 190728M1_4 | Standard | 0.250 | 4.48 | 25.550 | 24370.584 | 0.013 | 0.2 | -28.1 | NO | 0.999 | NO | bd |
| 2 | 2 | 190728M1_5 | Standard | 0.500 | 4.49 | 162.562 | 23199.773 | 0.088 | 0.6 | 18.0 | NO | 0.999 | NO | bb |
| 3 | 3 | 190728M1_6 | Standard | 1.000 | 4.49 | 337.771 | 24300.021 | 0.174 | 1.1 | 6.4 | NO | 0.999 | NO | bb |
| 4 | 4 | 190728M1_7 | Standard | 2.000 | 4.48 | 654.869 | 25644.320 | 0.319 | 1.9 | -6.9 | NO | 0.999 | NO | bb |
| 5 | 5 | 190728M1_8 | Standard | 5.000 | 4.48 | 1915.224 | 23823.389 | 1.005 | 5.6 | 12.3 | NO | 0.999 | NO | bb |
| 6 | 6 | 190728M1_9 | Standard | 10.000 | 4.48 | 3665.502 | 25350.867 | 1.807 | 10.0 | -0.3 | NO | 0.999 | NO | bb |
| 7 | 7 | 190728M1_10 | Standard | 50.000 | 4.48 | 18082.912 | 24362.092 | 9.278 | 49.1 | -1.9 | NO | 0.999 | NO | bb |
| 8 | 8 | 190728M1_11 | Standard | 100.000 | 4.48 | 37626.430 | 23691.129 | 19.853 | 100.4 | 0.4 | NO | 0.999 | NO | bb |
| 9 | 9 | 190728M1_12 | Standard | 250.000 | 4.48 | 17562.168 | 20748.678 | 10.580 | 55.6 | -77.8 | YES | 0.999 | NO | bbX |
| 10 | 10 | 190728M1_13 | Standard | 500.000 | 4.48 | 32935.773 | 17790.674 | 23.141 | 115.6 | -76.9 | YES | 0.999 | NO | bbX |

**Compound name: PFNA**
Correlation coefficient: r = 0.999946, r^2 = 0.999892
Calibration curve: 1.17499 * x + 0.0233596
Response type: Internal Std ( Ref 56 ), Area * ( IS Conc. / IS Area )
Curve type: Linear, Origin: Exclude, Weighting: 1/x, Axis trans: None

| | # | Name | Type | Std. Conc | RT | Area | IS Area | Response | Conc. | %Dev | Conc. Flag | CoD | CoD Flag | x=excluded |
|---|---|---|---|---|---|---|---|---|---|---|---|---|---|---|
| 1 | 1 | 190728M1_4 | Standard | 0.250 | 4.50 | 587.046 | 24370.584 | 0.301 | 0.2 | -5.4 | NO | 1.000 | NO | bb |
| 2 | 2 | 190728M1_5 | Standard | 0.500 | 4.50 | 1043.110 | 23199.773 | 0.562 | 0.5 | -8.3 | NO | 1.000 | NO | bb |
| 3 | 3 | 190728M1_6 | Standard | 1.000 | 4.50 | 2297.341 | 24300.021 | 1.182 | 1.0 | -1.4 | NO | 1.000 | NO | bb |
| 4 | 4 | 190728M1_7 | Standard | 2.000 | 4.50 | 4979.146 | 25644.320 | 2.427 | 2.0 | 2.3 | NO | 1.000 | NO | bb |
| 5 | 5 | 190728M1_8 | Standard | 5.000 | 4.50 | 12115.007 | 23823.389 | 6.357 | 5.4 | 7.8 | NO | 1.000 | NO | bb |
| 6 | 6 | 190728M1_9 | Standard | 10.000 | 4.50 | 24861.928 | 25350.867 | 12.259 | 10.4 | 4.1 | NO | 1.000 | NO | bb |
| 7 | 7 | 190728M1_10 | Standard | 50.000 | 4.50 | 117063.531 | 24362.092 | 60.064 | 51.1 | 2.2 | NO | 1.000 | NO | bb |
| 8 | 8 | 190728M1_11 | Standard | 100.000 | 4.50 | 221421.406 | 23691.129 | 116.827 | 99.4 | -0.6 | NO | 1.000 | NO | bb |
| 9 | 9 | 190728M1_12 | Standard | 250.000 | 4.50 | 483727.531 | 20748.678 | 291.421 | 248.0 | -0.8 | NO | 1.000 | NO | bb |
| 10 | 10 | 190728M1_13 | Standard | 500.000 | 4.50 | 837375.375 | 17790.674 | 588.353 | 500.7 | 0.1 | NO | 1.000 | NO | bb |

Vista Analytical Laboratory

Dataset: F:\Projects\PFAS.PRO\Results\190728M1\190728M1-CRV.qld

Last Altered: Sunday, July 28, 2019 19:34:02 Pacific Daylight Time
Printed: Sunday, July 28, 2019 19:39:23 Pacific Daylight Time

**Compound name: PFOSA**
Correlation coefficient: r = 0.999980, r^2 = 0.999960
Calibration curve: 1.04969 * x + 0.0678178
Response type: Internal Std ( Ref 57 ), Area * ( IS Conc. / IS Area )
Curve type: Linear, Origin: Exclude, Weighting: 1/x, Axis trans: None

| | # | Name | Type | Std. Conc | RT | Area | IS Area | Response | Conc. | %Dev | Conc. Flag | CoD | CoD Flag | x=excluded |
|---|---|---|---|---|---|---|---|---|---|---|---|---|---|---|
| 1 | 1 | 190728M1_4 | Standard | 0.250 | 4.56 | 214.718 | 7342.718 | 0.366 | 0.3 | 13.4 | NO | 1.000 | NO | bb |
| 2 | 2 | 190728M1_5 | Standard | 0.500 | 4.56 | 294.637 | 6971.908 | 0.528 | 0.4 | -12.3 | NO | 1.000 | NO | bb |
| 3 | 3 | 190728M1_6 | Standard | 1.000 | 4.57 | 670.111 | 7522.264 | 1.114 | 1.0 | -0.4 | NO | 1.000 | NO | bb |
| 4 | 4 | 190728M1_7 | Standard | 2.000 | 4.57 | 1330.894 | 7951.857 | 2.092 | 1.9 | -3.6 | NO | 1.000 | NO | bb |
| 5 | 5 | 190728M1_8 | Standard | 5.000 | 4.56 | 3459.944 | 8173.734 | 5.291 | 5.0 | -0.5 | NO | 1.000 | NO | bb |
| 6 | 6 | 190728M1_9 | Standard | 10.000 | 4.56 | 7034.583 | 8058.794 | 10.911 | 10.3 | 3.3 | NO | 1.000 | NO | bb |
| 7 | 7 | 190728M1_10 | Standard | 50.000 | 4.56 | 33057.941 | 7814.070 | 52.882 | 50.3 | 0.6 | NO | 1.000 | NO | bb |
| 8 | 8 | 190728M1_11 | Standard | 100.000 | 4.57 | 64134.965 | 7667.511 | 104.556 | 99.5 | -0.5 | NO | 1.000 | NO | bb |
| 9 | 9 | 190728M1_12 | Standard | 250.000 | 4.56 | 140091.938 | 6699.121 | 261.400 | 249.0 | -0.4 | NO | 1.000 | NO | bb |
| 10 | 10 | 190728M1_13 | Standard | 500.000 | 4.56 | 236558.859 | 5622.302 | 525.939 | 501.0 | 0.2 | NO | 1.000 | NO | bb |

**Compound name: L-PFOS**
Correlation coefficient: r = 0.999837, r^2 = 0.999675
Calibration curve: 1.0928 * x + -0.0602577
Response type: Internal Std ( Ref 59 ), Area * ( IS Conc. / IS Area )
Curve type: Linear, Origin: Include, Weighting: 1/x, Axis trans: None

| | # | Name | Type | Std. Conc | RT | Area | IS Area | Response | Conc. | %Dev | Conc. Flag | CoD | CoD Flag | x=excluded |
|---|---|---|---|---|---|---|---|---|---|---|---|---|---|---|
| 1 | 1 | 190728M1_4 | Standard | 0.250 | 4.59 | 72.257 | 4173.769 | 0.216 | 0.3 | 1.3 | NO | 1.000 | NO | MM |
| 2 | 2 | 190728M1_5 | Standard | 0.500 | 4.60 | 128.305 | 4015.332 | 0.399 | 0.4 | -15.9 | NO | 1.000 | NO | MM |
| 3 | 3 | 190728M1_6 | Standard | 1.000 | 4.59 | 334.160 | 4156.214 | 1.005 | 1.0 | -2.5 | NO | 1.000 | NO | MM |
| 4 | 4 | 190728M1_7 | Standard | 2.000 | 4.60 | 740.142 | 4301.655 | 2.151 | 2.0 | 1.2 | NO | 1.000 | NO | MM |
| 5 | 5 | 190728M1_8 | Standard | 5.000 | 4.60 | 1777.252 | 4496.762 | 4.940 | 4.6 | -8.5 | NO | 1.000 | NO | MM |
| 6 | 6 | 190728M1_9 | Standard | 10.000 | 4.59 | 3752.616 | 4349.828 | 10.784 | 9.9 | -0.8 | NO | 1.000 | NO | MM |
| 7 | 7 | 190728M1_10 | Standard | 50.000 | 4.59 | 18518.928 | 4201.052 | 55.102 | 50.5 | 1.0 | NO | 1.000 | NO | MM |
| 8 | 8 | 190728M1_11 | Standard | 100.000 | 4.60 | 37052.625 | 4083.566 | 113.420 | 103.8 | 3.8 | NO | 1.000 | NO | MM |
| 9 | 9 | 190728M1_12 | Standard | 250.000 | 4.60 | 81110.609 | 3779.765 | 268.240 | 245.5 | -1.8 | NO | 1.000 | NO | MM |
| 10 | 10 | 190728M1_13 | Standard | 500.000 | 4.60 | 143686.031 | 3282.607 | 547.149 | 500.7 | 0.1 | NO | 1.000 | NO | MM |

Dataset: F:\Projects\PFAS.PRO\Results\190728M1\190728M1-CRV.qld

Last Altered: Sunday, July 28, 2019 19:34:02 Pacific Daylight Time
Printed: Sunday, July 28, 2019 19:39:23 Pacific Daylight Time

**Compound name: 9Cl-PF30NS**
Coefficient of Determination: R^2 = 0.999830
Calibration curve: 4.97417e-005 * x^2 + 2.18722 * x + -0.0678809
Response type: Internal Std ( Ref 59 ), Area * ( IS Conc. / IS Area )
Curve type: 2nd Order, Origin: Exclude, Weighting: 1/x, Axis trans: None

| | # | Name | Type | Std. Conc | RT | Area | IS Area | Response | Conc. | %Dev | Conc. Flag | CoD | CoD Flag | x=excluded |
|---|---|---|---|---|---|---|---|---|---|---|---|---|---|---|
| 1 | 1 | 190728M1_4 | Standard | 0.250 | 4.82 | 193.442 | 4173.769 | 0.579 | 0.3 | 18.4 | NO | 1.000 | NO | bb |
| 2 | 2 | 190728M1_5 | Standard | 0.500 | 4.82 | 337.308 | 4015.332 | 1.050 | 0.5 | 2.2 | NO | 1.000 | NO | bb |
| 3 | 3 | 190728M1_6 | Standard | 1.000 | 4.83 | 684.277 | 4156.214 | 2.058 | 1.0 | -2.8 | NO | 1.000 | NO | bb |
| 4 | 4 | 190728M1_7 | Standard | 2.000 | 4.83 | 1407.072 | 4301.655 | 4.089 | 1.9 | -5.0 | NO | 1.000 | NO | bd |
| 5 | 5 | 190728M1_8 | Standard | 5.000 | 4.82 | 3480.204 | 4496.762 | 9.674 | 4.5 | -10.9 | NO | 1.000 | NO | bb |
| 6 | 6 | 190728M1_9 | Standard | 10.000 | 4.82 | 7252.391 | 4349.828 | 20.841 | 9.6 | -4.4 | NO | 1.000 | NO | bb |
| 7 | 7 | 190728M1_10 | Standard | 50.000 | 4.82 | 37314.953 | 4201.052 | 111.029 | 50.7 | 1.5 | NO | 1.000 | NO | bb |
| 8 | 8 | 190728M1_11 | Standard | 100.000 | 4.83 | 72887.477 | 4083.566 | 223.112 | 101.8 | 1.8 | NO | 1.000 | NO | bb |
| 9 | 9 | 190728M1_12 | Standard | 250.000 | 4.82 | 164852.438 | 3779.765 | 545.181 | 247.9 | -0.8 | NO | 1.000 | NO | bb |
| 10 | 10 | 190728M1_13 | Standard | 500.000 | 4.82 | 290809.875 | 3282.607 | 1107.389 | 500.6 | 0.1 | NO | 1.000 | NO | bb |

**Compound name: PFDA**
Correlation coefficient: r = 0.998499, r^2 = 0.997000
Calibration curve: 1.24957 * x + 0.0872793
Response type: Internal Std ( Ref 60 ), Area * ( IS Conc. / IS Area )
Curve type: Linear, Origin: Exclude, Weighting: 1/x, Axis trans: None

| | # | Name | Type | Std. Conc | RT | Area | IS Area | Response | Conc. | %Dev | Conc. Flag | CoD | CoD Flag | x=excluded |
|---|---|---|---|---|---|---|---|---|---|---|---|---|---|---|
| 1 | 1 | 190728M1_4 | Standard | 0.250 | 4.89 | 759.109 | 25886.045 | 0.367 | 0.2 | -10.6 | NO | 0.997 | NO | bb |
| 2 | 2 | 190728M1_5 | Standard | 0.500 | 4.89 | 1314.041 | 24626.148 | 0.667 | 0.5 | -7.2 | NO | 0.997 | NO | bb |
| 3 | 3 | 190728M1_6 | Standard | 1.000 | 4.89 | 2621.391 | 26119.930 | 1.254 | 0.9 | -6.6 | NO | 0.997 | NO | bb |
| 4 | 4 | 190728M1_7 | Standard | 2.000 | 4.90 | 5474.526 | 26492.463 | 2.583 | 2.0 | -0.1 | NO | 0.997 | NO | bb |
| 5 | 5 | 190728M1_8 | Standard | 5.000 | 4.89 | 13302.800 | 25881.555 | 6.425 | 5.1 | 1.4 | NO | 0.997 | NO | bb |
| 6 | 6 | 190728M1_9 | Standard | 10.000 | 4.89 | 28457.717 | 26667.648 | 13.339 | 10.6 | 6.1 | NO | 0.997 | NO | bb |
| 7 | 7 | 190728M1_10 | Standard | 50.000 | 4.89 | 139126.359 | 25961.756 | 66.986 | 53.5 | 7.1 | NO | 0.997 | NO | bb |
| 8 | 8 | 190728M1_11 | Standard | 100.000 | 4.89 | 256409.109 | 22629.803 | 141.632 | 113.3 | 13.3 | NO | 0.997 | NO | bb |
| 9 | 9 | 190728M1_12 | Standard | 250.000 | 4.89 | 548728.375 | 21876.102 | 313.543 | 250.9 | 0.3 | NO | 0.997 | NO | bb |
| 10 | 10 | 190728M1_13 | Standard | 500.000 | 4.89 | 891440.875 | 18506.416 | 602.116 | 481.8 | -3.6 | NO | 0.997 | NO | bb |

Dataset: F:\Projects\PFAS.PRO\Results\190728M1\190728M1-CRV.qld

Last Altered: Sunday, July 28, 2019 19:34:02 Pacific Daylight Time
Printed: Sunday, July 28, 2019 19:39:23 Pacific Daylight Time

**Compound name: 8:2 FTS**
Coefficient of Determination: R^2 = 0.998613
Calibration curve: -0.00102721 * x^2 + 2.16048 * x + -0.0477495
Response type: Internal Std ( Ref 61 ), Area * ( IS Conc. / IS Area )
Curve type: 2nd Order, Origin: Include, Weighting: 1/x, Axis trans: None

| | # | Name | Type | Std. Conc | RT | Area | IS Area | Response | Conc. | %Dev | Conc. Flag | CoD | CoD Flag | x=excluded |
|---|---|---|---|---|---|---|---|---|---|---|---|---|---|---|
| 1 | 1 | 190728M1_4 | Standard | 0.250 | 4.86 | 104.451 | 2646.026 | 0.493 | 0.3 | 0.2 | NO | 0.999 | NO | bb |
| 2 | 2 | 190728M1_5 | Standard | 0.500 | 4.85 | 194.956 | 2498.070 | 0.976 | 0.5 | -5.3 | NO | 0.999 | NO | bb |
| 3 | 3 | 190728M1_6 | Standard | 1.000 | 4.86 | 365.860 | 2544.062 | 1.798 | 0.9 | -14.6 | NO | 0.999 | NO | bb |
| 4 | 4 | 190728M1_7 | Standard | 2.000 | 4.86 | 920.146 | 2768.545 | 4.154 | 1.9 | -2.7 | NO | 0.999 | NO | bb |
| 5 | 5 | 190728M1_8 | Standard | 5.000 | 4.86 | 2108.800 | 2400.615 | 10.981 | 5.1 | 2.3 | NO | 0.999 | NO | bb |
| 6 | 6 | 190728M1_9 | Standard | 10.000 | 4.86 | 4491.779 | 2458.214 | 22.841 | 10.6 | 6.5 | NO | 0.999 | NO | bb |
| 7 | 7 | 190728M1_10 | Standard | 50.000 | 4.86 | 20340.977 | 2313.478 | 109.905 | 52.2 | 4.4 | NO | 0.999 | NO | bb |
| 8 | 8 | 190728M1_11 | Standard | 100.000 | 4.86 | 37249.824 | 2170.024 | 214.570 | 104.5 | 4.5 | NO | 0.999 | NO | bb |
| 9 | 9 | 190728M1_12 | Standard | 250.000 | 4.86 | 73902.672 | 2046.559 | 451.384 | 235.3 | -5.9 | NO | 0.999 | NO | bb |
| 10 | 10 | 190728M1_13 | Standard | 500.000 | 4.86 | 117472.992 | 1761.977 | 833.389 | 508.9 | 1.8 | NO | 0.999 | NO | bb |

**Compound name: PFNS**
Correlation coefficient: r = 0.999256, r^2 = 0.998513
Calibration curve: 0.743437 * x + -0.109566
Response type: Internal Std ( Ref 59 ), Area * ( IS Conc. / IS Area )
Curve type: Linear, Origin: Exclude, Weighting: 1/x, Axis trans: None

| | # | Name | Type | Std. Conc | RT | Area | IS Area | Response | Conc. | %Dev | Conc. Flag | CoD | CoD Flag | x=excluded |
|---|---|---|---|---|---|---|---|---|---|---|---|---|---|---|
| 1 | 1 | 190728M1_4 | Standard | 0.250 | 4.95 | 19.921 | 4173.769 | 0.060 | 0.2 | -8.9 | NO | 0.999 | NO | bb |
| 2 | 2 | 190728M1_5 | Standard | 0.500 | 4.96 | 73.023 | 4015.332 | 0.227 | 0.5 | -9.4 | NO | 0.999 | NO | bb |
| 3 | 3 | 190728M1_6 | Standard | 1.000 | 4.96 | 226.094 | 4156.214 | 0.680 | 1.1 | 6.2 | NO | 0.999 | NO | bb |
| 4 | 4 | 190728M1_7 | Standard | 2.000 | 4.96 | 414.784 | 4301.655 | 1.205 | 1.8 | -11.6 | NO | 0.999 | NO | bb |
| 5 | 5 | 190728M1_8 | Standard | 5.000 | 4.96 | 1311.327 | 4496.762 | 3.645 | 5.1 | 1.0 | NO | 0.999 | NO | bb |
| 6 | 6 | 190728M1_9 | Standard | 10.000 | 4.96 | 2806.511 | 4349.828 | 8.065 | 11.0 | 10.0 | NO | 0.999 | NO | bb |
| 7 | 7 | 190728M1_10 | Standard | 50.000 | 4.96 | 13396.343 | 4201.052 | 39.860 | 53.8 | 7.5 | NO | 0.999 | NO | bb |
| 8 | 8 | 190728M1_11 | Standard | 100.000 | 4.96 | 25917.061 | 4083.566 | 79.333 | 106.9 | 6.9 | NO | 0.999 | NO | bb |
| 9 | 9 | 190728M1_12 | Standard | 250.000 | 4.96 | 56859.453 | 3779.765 | 188.039 | 253.1 | 1.2 | NO | 0.999 | NO | bb |
| 10 | 10 | 190728M1_13 | Standard | 500.000 | 4.96 | 94755.070 | 3282.607 | 360.822 | 485.5 | -2.9 | NO | 0.999 | NO | bb |

Vista Analytical Laboratory

Dataset: F:\Projects\PFAS.PRO\Results\190728M1\190728M1-CRV.qld

Last Altered: Sunday, July 28, 2019 19:34:02 Pacific Daylight Time
Printed: Sunday, July 28, 2019 19:39:23 Pacific Daylight Time

**Compound name: L-MeFOSAA**
Coefficient of Determination: R^2 = 0.999709
Calibration curve: -0.000283396 * x^2 + 2.0177 * x + -0.00805876
Response type: Internal Std ( Ref 62 ), Area * ( IS Conc. / IS Area )
Curve type: 2nd Order, Origin: Exclude, Weighting: 1/x, Axis trans: None

| | # | Name | Type | Std. Conc | RT | Area | IS Area | Response | Conc. | %Dev | Conc. Flag | CoD | CoD Flag | x=excluded |
|---|---|---|---|---|---|---|---|---|---|---|---|---|---|---|
| 1 | 1 | 190728M1_4 | Standard | 0.250 | 5.05 | 247.276 | 6156.675 | 0.502 | 0.3 | 1.1 | NO | 1.000 | NO | MM |
| 2 | 2 | 190728M1_5 | Standard | 0.500 | 5.05 | 505.890 | 6143.061 | 1.029 | 0.5 | 2.8 | NO | 1.000 | NO | MM |
| 3 | 3 | 190728M1_6 | Standard | 1.000 | 5.05 | 1023.198 | 6470.942 | 1.977 | 1.0 | -1.6 | NO | 1.000 | NO | MM |
| 4 | 4 | 190728M1_7 | Standard | 2.000 | 5.06 | 2133.300 | 7072.330 | 3.771 | 1.9 | -6.3 | NO | 1.000 | NO | MM |
| 5 | 5 | 190728M1_8 | Standard | 5.000 | 5.05 | 5208.145 | 6297.553 | 10.338 | 5.1 | 2.6 | NO | 1.000 | NO | MM |
| 6 | 6 | 190728M1_9 | Standard | 10.000 | 5.05 | 10708.071 | 6821.875 | 19.621 | 9.7 | -2.6 | NO | 1.000 | NO | MM |
| 7 | 7 | 190728M1_10 | Standard | 50.000 | 5.05 | 51959.578 | 6149.103 | 105.624 | 52.7 | 5.5 | NO | 1.000 | NO | MM |
| 8 | 8 | 190728M1_11 | Standard | 100.000 | 5.05 | 103224.938 | 6499.222 | 198.533 | 99.8 | -0.2 | NO | 1.000 | NO | MM |
| 9 | 9 | 190728M1_12 | Standard | 250.000 | 5.05 | 218591.688 | 5710.100 | 478.520 | 245.6 | -1.7 | NO | 1.000 | NO | MM |
| 10 | 10 | 190728M1_13 | Standard | 500.000 | 5.05 | 376225.594 | 4994.337 | 941.630 | 502.1 | 0.4 | NO | 1.000 | NO | MM |

Vista Analytical Laboratory

Dataset: F:\Projects\PFAS.PRO\Results\190728M1\190728M1-CRV.qld

Last Altered: Sunday, July 28, 2019 19:54:16 Pacific Daylight Time
Printed: Sunday, July 28, 2019 19:56:14 Pacific Daylight Time

**Method: F:\Projects\PFAS.PRO\MethDB\PFAS_FULL_80C_072819.mdb 28 Jul 2019 19:34:01**
**Calibration: F:\Projects\PFAS.PRO\CurveDB\C18_VAL-PFAS_Q4_07-28-19.cdb 28 Jul 2019 19:54:16**

**Compound name: L-EtFOSAA**
Correlation coefficient: r = 0.999551, r^2 = 0.999101
Calibration curve: 1.22455 * x + -0.0394388
Response type: Internal Std ( Ref 64 ), Area * ( IS Conc. / IS Area )
Curve type: Linear, Origin: Include, Weighting: 1/x, Axis trans: None

| | # | Name | Type | Std. Conc | RT | Area | IS Area | Response | Conc. | %Dev | Conc. Flag | CoD | CoD Flag | x=excluded |
|---|---|---|---|---|---|---|---|---|---|---|---|---|---|---|
| 1 | 1 | 190728M1_4 | Standard | 0.250 | 5.22 | 161.282 | 8675.089 | 0.232 | 0.2 | -11.2 | NO | 0.999 | NO | MM |
| 2 | 2 | 190728M1_5 | Standard | 0.500 | 5.22 | 318.808 | 7822.467 | 0.509 | 0.4 | -10.4 | NO | 0.999 | NO | MM |
| 3 | 3 | 190728M1_6 | Standard | 1.000 | 5.22 | 809.849 | 8748.603 | 1.157 | 1.0 | -2.3 | NO | 0.999 | NO | MM |
| 4 | 4 | 190728M1_7 | Standard | 2.000 | 5.22 | 1566.009 | 8683.477 | 2.254 | 1.9 | -6.3 | NO | 0.999 | NO | MM |
| 5 | 5 | 190728M1_8 | Standard | 5.000 | 5.22 | 4224.223 | 8587.641 | 6.149 | 5.1 | 1.1 | NO | 0.999 | NO | MM |
| 6 | 6 | 190728M1_9 | Standard | 10.000 | 5.22 | 8643.169 | 8454.503 | 12.779 | 10.5 | 4.7 | NO | 0.999 | NO | MM |
| 7 | 7 | 190728M1_10 | Standard | 50.000 | 5.22 | 41163.594 | 7709.217 | 66.744 | 54.5 | 9.1 | NO | 0.999 | NO | MM |
| 8 | 8 | 190728M1_11 | Standard | 100.000 | 5.22 | 76303.445 | 7485.527 | 127.418 | 104.1 | 4.1 | NO | 0.999 | NO | MM |
| 9 | 9 | 190728M1_12 | Standard | 250.000 | 5.21 | 157998.109 | 6428.668 | 307.214 | 250.9 | 0.4 | NO | 0.999 | NO | MM |
| 10 | 10 | 190728M1_13 | Standard | 500.000 | 5.21 | 250603.031 | 5219.150 | 600.201 | 490.2 | -2.0 | NO | 0.999 | NO | MM |

**Compound name: PFUdA**
Correlation coefficient: r = 0.999312, r^2 = 0.998625
Calibration curve: 0.920592 * x + 0.072824
Response type: Internal Std ( Ref 63 ), Area * ( IS Conc. / IS Area )
Curve type: Linear, Origin: Exclude, Weighting: 1/x, Axis trans: None

| | # | Name | Type | Std. Conc | RT | Area | IS Area | Response | Conc. | %Dev | Conc. Flag | CoD | CoD Flag | x=excluded |
|---|---|---|---|---|---|---|---|---|---|---|---|---|---|---|
| 1 | 1 | 190728M1_4 | Standard | 0.250 | 5.23 | 686.163 | 33348.730 | 0.257 | 0.2 | -19.9 | NO | 0.999 | NO | bb |
| 2 | 2 | 190728M1_5 | Standard | 0.500 | 5.23 | 1361.966 | 31596.668 | 0.539 | 0.5 | 1.2 | NO | 0.999 | NO | bb |
| 3 | 3 | 190728M1_6 | Standard | 1.000 | 5.23 | 2473.372 | 32985.176 | 0.937 | 0.9 | -6.1 | NO | 0.999 | NO | bb |
| 4 | 4 | 190728M1_7 | Standard | 2.000 | 5.23 | 5354.519 | 34561.063 | 1.937 | 2.0 | 1.2 | NO | 0.999 | NO | bb |
| 5 | 5 | 190728M1_8 | Standard | 5.000 | 5.23 | 13019.371 | 32948.953 | 4.939 | 5.3 | 5.7 | NO | 0.999 | NO | bb |
| 6 | 6 | 190728M1_9 | Standard | 10.000 | 5.23 | 26419.055 | 33309.789 | 9.914 | 10.7 | 6.9 | NO | 0.999 | NO | bb |
| 7 | 7 | 190728M1_10 | Standard | 50.000 | 5.23 | 124535.063 | 30938.773 | 50.315 | 54.6 | 9.2 | NO | 0.999 | NO | bb |
| 8 | 8 | 190728M1_11 | Standard | 100.000 | 5.23 | 234902.344 | 31398.598 | 93.516 | 101.5 | 1.5 | NO | 0.999 | NO | bb |
| 9 | 9 | 190728M1_12 | Standard | 250.000 | 5.23 | 497172.375 | 26138.838 | 237.756 | 258.2 | 3.3 | NO | 0.999 | NO | bb |

Dataset: F:\Projects\PFAS.PRO\Results\190728M1\190728M1-CRV.qld

Last Altered: Sunday, July 28, 2019 19:54:16 Pacific Daylight Time
Printed: Sunday, July 28, 2019 19:56:14 Pacific Daylight Time

**Compound name: PFUdA**

| | # | Name | Type | Std. Conc | RT | Area | IS Area | Response | Conc. | %Dev | Conc. Flag | CoD | CoD Flag | x=excluded |
|---|---|---|---|---|---|---|---|---|---|---|---|---|---|---|
| 10 | 10 | 190728M1_13 | Standard | 500.000 | 5.23 | 847798.125 | 23739.230 | 446.412 | 484.8 | -3.0 | NO | 0.999 | NO | bb |

**Compound name: PFDS**
Coefficient of Determination: R^2 = 0.999413
Calibration curve: 0.00270882 * x^2 + 1.77165 * x + -0.0767289
Response type: Internal Std ( Ref 61 ), Area * ( IS Conc. / IS Area )
Curve type: 2nd Order, Origin: Exclude, Weighting: 1/x, Axis trans: None

| | # | Name | Type | Std. Conc | RT | Area | IS Area | Response | Conc. | %Dev | Conc. Flag | CoD | CoD Flag | x=excluded |
|---|---|---|---|---|---|---|---|---|---|---|---|---|---|---|
| 1 | 1 | 190728M1_4 | Standard | 0.250 | 5.28 | 79.423 | 2646.026 | 0.375 | 0.3 | 2.0 | NO | 0.999 | NO | bb |
| 2 | 2 | 190728M1_5 | Standard | 0.500 | 5.28 | 150.067 | 2498.070 | 0.751 | 0.5 | -6.6 | NO | 0.999 | NO | bb |
| 3 | 3 | 190728M1_6 | Standard | 1.000 | 5.28 | 333.478 | 2544.062 | 1.639 | 1.0 | -3.3 | NO | 0.999 | NO | bb |
| 4 | 4 | 190728M1_7 | Standard | 2.000 | 5.28 | 746.333 | 2768.545 | 3.370 | 1.9 | -3.0 | NO | 0.999 | NO | bb |
| 5 | 5 | 190728M1_8 | Standard | 5.000 | 5.28 | 1936.127 | 2400.615 | 10.081 | 5.7 | 13.7 | NO | 0.999 | NO | bb |
| 6 | 6 | 190728M1_9 | Standard | 10.000 | 5.28 | 3462.666 | 2458.214 | 17.608 | 9.8 | -1.7 | NO | 0.999 | NO | bb |
| 7 | 7 | 190728M1_10 | Standard | 50.000 | 5.28 | 17380.729 | 2313.478 | 93.910 | 49.3 | -1.3 | NO | 0.999 | NO | bb |
| 8 | 8 | 190728M1_11 | Standard | 100.000 | 5.28 | 35559.332 | 2170.024 | 204.833 | 100.3 | 0.3 | NO | 0.999 | NO | bb |
| 9 | 9 | 190728M1_12 | Standard | 250.000 | 5.28 | 77677.227 | 2046.559 | 474.438 | 204.1 | -18.3 | NO | 0.999 | NO | bbX |
| 10 | 10 | 190728M1_13 | Standard | 500.000 | 5.28 | 133435.484 | 1761.977 | 946.632 | 348.6 | -30.3 | YES | 0.999 | NO | bbX |

**Compound name: 11Cl-PF30UdS**
Coefficient of Determination: R^2 = 0.999710
Calibration curve: -9.64062e-006 * x^2 + 0.0604718 * x + -0.0082961
Response type: Internal Std ( Ref 65 ), Area * ( IS Conc. / IS Area )
Curve type: 2nd Order, Origin: Exclude, Weighting: 1/x, Axis trans: None

| | # | Name | Type | Std. Conc | RT | Area | IS Area | Response | Conc. | %Dev | Conc. Flag | CoD | CoD Flag | x=excluded |
|---|---|---|---|---|---|---|---|---|---|---|---|---|---|---|
| 1 | 1 | 190728M1_4 | Standard | 0.250 | 5.45 | 9.430 | 31049.766 | 0.004 | 0.2 | -20.0 | NO | 1.000 | NO | bb |
| 2 | 2 | 190728M1_5 | Standard | 0.500 | 5.45 | 64.538 | 29916.670 | 0.027 | 0.6 | 16.6 | NO | 1.000 | NO | bb |
| 3 | 3 | 190728M1_6 | Standard | 1.000 | 5.45 | 147.878 | 30879.104 | 0.060 | 1.1 | 12.7 | NO | 1.000 | NO | bb |
| 4 | 4 | 190728M1_7 | Standard | 2.000 | 5.45 | 263.233 | 31528.670 | 0.104 | 1.9 | -6.8 | NO | 1.000 | NO | bb |
| 5 | 5 | 190728M1_8 | Standard | 5.000 | 5.45 | 726.254 | 31086.613 | 0.292 | 5.0 | -0.6 | NO | 1.000 | NO | bb |
| 6 | 6 | 190728M1_9 | Standard | 10.000 | 5.45 | 1468.381 | 32573.092 | 0.563 | 9.5 | -5.3 | NO | 1.000 | NO | bb |
| 7 | 7 | 190728M1_10 | Standard | 50.000 | 5.45 | 7902.550 | 32006.357 | 3.086 | 51.6 | 3.2 | NO | 1.000 | NO | bb |

Dataset: F:\Projects\PFAS.PRO\Results\190728M1\190728M1-CRV.qld

Last Altered: Sunday, July 28, 2019 19:54:16 Pacific Daylight Time
Printed: Sunday, July 28, 2019 19:56:14 Pacific Daylight Time

**Compound name: 11Cl-PF30UdS**

| | # | Name | Type | Std. Conc | RT | Area | IS Area | Response | Conc. | %Dev | Conc. Flag | CoD | CoD Flag | x=excluded |
|---|---|---|---|---|---|---|---|---|---|---|---|---|---|---|
| 8 | 8 | 190728M1_11 | Standard | 100.000 | 5.46 | 15049.599 | 31149.150 | 6.039 | 101.7 | 1.7 | NO | 1.000 | NO | bb |
| 9 | 9 | 190728M1_12 | Standard | 250.000 | 5.45 | 33959.934 | 29801.533 | 14.244 | 245.3 | -1.9 | NO | 1.000 | NO | bb |
| 10 | 10 | 190728M1_13 | Standard | 500.000 | 5.45 | 61772.156 | 27655.164 | 27.921 | 502.0 | 0.4 | NO | 1.000 | NO | bb |

**Compound name: 10:2 FTS**
Coefficient of Determination: R^2 = 0.998755
Calibration curve: -0.00160989 * x^2 + 2.77986 * x + 0.104731
Response type: Internal Std ( Ref 61 ), Area * ( IS Conc. / IS Area )
Curve type: 2nd Order, Origin: Exclude, Weighting: 1/x, Axis trans: None

| | # | Name | Type | Std. Conc | RT | Area | IS Area | Response | Conc. | %Dev | Conc. Flag | CoD | CoD Flag | x=excluded |
|---|---|---|---|---|---|---|---|---|---|---|---|---|---|---|
| 1 | 1 | 190728M1_4 | Standard | 0.250 | 5.51 | 164.848 | 2646.026 | 0.779 | 0.2 | -3.0 | NO | 0.999 | NO | bb |
| 2 | 2 | 190728M1_5 | Standard | 0.500 | 5.50 | 288.131 | 2498.070 | 1.442 | 0.5 | -3.8 | NO | 0.999 | NO | bb |
| 3 | 3 | 190728M1_6 | Standard | 1.000 | 5.51 | 556.296 | 2544.062 | 2.733 | 0.9 | -5.4 | NO | 0.999 | NO | bb |
| 4 | 4 | 190728M1_7 | Standard | 2.000 | 5.51 | 1216.093 | 2768.545 | 5.491 | 1.9 | -3.0 | NO | 0.999 | NO | bb |
| 5 | 5 | 190728M1_8 | Standard | 5.000 | 5.51 | 2831.857 | 2400.615 | 14.745 | 5.3 | 5.7 | NO | 0.999 | NO | bb |
| 6 | 6 | 190728M1_9 | Standard | 10.000 | 5.51 | 5771.211 | 2458.214 | 29.347 | 10.6 | 5.8 | NO | 0.999 | NO | bb |
| 7 | 7 | 190728M1_10 | Standard | 50.000 | 5.51 | 25856.295 | 2313.478 | 139.705 | 51.8 | 3.5 | NO | 0.999 | NO | bb |
| 8 | 8 | 190728M1_11 | Standard | 100.000 | 5.51 | 47292.852 | 2170.024 | 272.421 | 104.3 | 4.3 | NO | 0.999 | NO | bb |
| 9 | 9 | 190728M1_12 | Standard | 250.000 | 5.51 | 92588.633 | 2046.559 | 565.514 | 235.5 | -5.8 | NO | 0.999 | NO | bb |
| 10 | 10 | 190728M1_13 | Standard | 500.000 | 5.50 | 140879.609 | 1761.977 | 999.443 | 510.3 | 2.1 | NO | 0.999 | NO | bb |

**Compound name: PFDoA**
Coefficient of Determination: R^2 = 0.999801
Calibration curve: -0.000495186 * x^2 + 1.10249 * x + 0.0305623
Response type: Internal Std ( Ref 65 ), Area * ( IS Conc. / IS Area )
Curve type: 2nd Order, Origin: Exclude, Weighting: 1/x, Axis trans: None

| | # | Name | Type | Std. Conc | RT | Area | IS Area | Response | Conc. | %Dev | Conc. Flag | CoD | CoD Flag | x=excluded |
|---|---|---|---|---|---|---|---|---|---|---|---|---|---|---|
| 1 | 1 | 190728M1_4 | Standard | 0.250 | 5.52 | 718.612 | 31049.766 | 0.289 | 0.2 | -6.1 | NO | 1.000 | NO | bb |
| 2 | 2 | 190728M1_5 | Standard | 0.500 | 5.52 | 1373.095 | 29916.670 | 0.574 | 0.5 | -1.4 | NO | 1.000 | NO | bb |
| 3 | 3 | 190728M1_6 | Standard | 1.000 | 5.52 | 2900.000 | 30879.104 | 1.174 | 1.0 | 3.8 | NO | 1.000 | NO | bb |
| 4 | 4 | 190728M1_7 | Standard | 2.000 | 5.52 | 5398.998 | 31528.670 | 2.141 | 1.9 | -4.2 | NO | 1.000 | NO | bb |
| 5 | 5 | 190728M1_8 | Standard | 5.000 | 5.52 | 14084.594 | 31086.613 | 5.663 | 5.1 | 2.4 | NO | 1.000 | NO | bb |

Vista Analytical Laboratory

Dataset: F:\Projects\PFAS.PRO\Results\190728M1\190728M1-CRV.qld

Last Altered: Sunday, July 28, 2019 19:54:16 Pacific Daylight Time
Printed: Sunday, July 28, 2019 19:56:14 Pacific Daylight Time

**Compound name: PFDoA**

| | # | Name | Type | Std. Conc | RT | Area | IS Area | Response | Conc. | %Dev | Conc. Flag | CoD | CoD Flag | x=excluded |
|---|---|---|---|---|---|---|---|---|---|---|---|---|---|---|
| 6 | 6 | 190728M1_9 | Standard | 10.000 | 5.52 | 30045.629 | 32573.092 | 11.530 | 10.5 | 4.8 | NO | 1.000 | NO | bb |
| 7 | 7 | 190728M1_10 | Standard | 50.000 | 5.52 | 138913.016 | 32006.357 | 54.252 | 50.3 | 0.6 | NO | 1.000 | NO | bb |
| 8 | 8 | 190728M1_11 | Standard | 100.000 | 5.52 | 266692.313 | 31149.150 | 107.022 | 101.7 | 1.7 | NO | 1.000 | NO | bb |
| 9 | 9 | 190728M1_12 | Standard | 250.000 | 5.52 | 572788.250 | 29801.533 | 240.251 | 244.8 | -2.1 | NO | 1.000 | NO | bb |
| 10 | 10 | 190728M1_13 | Standard | 500.000 | 5.52 | 949835.438 | 27655.164 | 429.321 | 503.0 | 0.6 | NO | 1.000 | NO | bb |

**Compound name: N-MeFOSA**
Coefficient of Determination: R^2 = 0.999104
Calibration curve: -0.000135263 * x^2 + 1.2231 * x + 0.164985
Response type: Internal Std ( Ref 66 ), Area * ( IS Conc. / IS Area )
Curve type: 2nd Order, Origin: Include, Weighting: 1/x, Axis trans: None

| | # | Name | Type | Std. Conc | RT | Area | IS Area | Response | Conc. | %Dev | Conc. Flag | CoD | CoD Flag | x=excluded |
|---|---|---|---|---|---|---|---|---|---|---|---|---|---|---|
| 1 | 1 | 190728M1_4 | Standard | 1.250 | 5.67 | 194.028 | 15537.523 | 1.873 | 1.4 | 11.7 | NO | 0.999 | NO | bb |
| 2 | 2 | 190728M1_5 | Standard | 2.500 | 5.67 | 333.739 | 15072.089 | 3.321 | 2.6 | 3.3 | NO | 0.999 | NO | bb |
| 3 | 3 | 190728M1_6 | Standard | 5.000 | 5.67 | 650.441 | 16370.635 | 5.960 | 4.7 | -5.2 | NO | 0.999 | NO | bb |
| 4 | 4 | 190728M1_7 | Standard | 10.000 | 5.67 | 1322.825 | 16998.680 | 11.673 | 9.4 | -5.8 | NO | 0.999 | NO | bb |
| 5 | 5 | 190728M1_8 | Standard | 25.000 | 5.67 | 3399.616 | 16712.180 | 30.513 | 24.9 | -0.5 | NO | 0.999 | NO | bb |
| 6 | 6 | 190728M1_9 | Standard | 50.000 | 5.67 | 7097.217 | 16961.658 | 62.764 | 51.5 | 2.9 | NO | 0.999 | NO | bb |
| 7 | 7 | 190728M1_10 | Standard | 250.000 | 5.67 | 34540.023 | 16698.338 | 310.271 | 261.1 | 4.4 | NO | 0.999 | NO | bb |
| 8 | 8 | 190728M1_11 | Standard | 500.000 | 5.68 | 66667.016 | 16779.004 | 595.986 | 516.7 | 3.3 | NO | 0.999 | NO | bb |
| 9 | 9 | 190728M1_12 | Standard | 1250.000 | 5.67 | 138459.500 | 16430.730 | 1264.029 | 1189.9 | -4.8 | NO | 0.999 | NO | bb |
| 10 | 10 | 190728M1_13 | Standard | 2500.000 | 5.67 | 233410.969 | 15669.132 | 2234.434 | 2540.5 | 1.6 | NO | 0.999 | NO | bb |

Vista Analytical Laboratory

Dataset: F:\Projects\PFAS.PRO\Results\190728M1\190728M1-CRV.qld

Last Altered: Sunday, July 28, 2019 19:51:35 Pacific Daylight Time
Printed: Sunday, July 28, 2019 19:51:58 Pacific Daylight Time

**Compound name: PFTrDA**
Coefficient of Determination: R^2 = 0.999635
Calibration curve: -0.00058026 * x^2 + 1.18368 * x + 0.030986
Response type: Internal Std ( Ref 65 ), Area * ( IS Conc. / IS Area )
Curve type: 2nd Order, Origin: Exclude, Weighting: 1/x, Axis trans: None

| | # | Name | Type | Std. Conc | RT | Area | IS Area | Response | Conc. | %Dev | Conc. Flag | CoD | CoD Flag | x=excluded |
|---|---|---|---|---|---|---|---|---|---|---|---|---|---|---|
| 1 | 1 | 190728M1_4 | Standard | 0.250 | 5.78 | 778.581 | 31049.766 | 0.313 | 0.2 | -4.5 | NO | 1.000 | NO | db |
| 2 | 2 | 190728M1_5 | Standard | 0.500 | 5.78 | 1428.690 | 29916.670 | 0.597 | 0.5 | -4.4 | NO | 1.000 | NO | bb |
| 3 | 3 | 190728M1_6 | Standard | 1.000 | 5.78 | 3002.923 | 30879.104 | 1.216 | 1.0 | 0.1 | NO | 1.000 | NO | bd |
| 4 | 4 | 190728M1_7 | Standard | 2.000 | 5.78 | 6288.420 | 31528.670 | 2.493 | 2.1 | 4.1 | NO | 1.000 | NO | bb |
| 5 | 5 | 190728M1_8 | Standard | 5.000 | 5.78 | 14841.845 | 31086.613 | 5.968 | 5.0 | 0.6 | NO | 1.000 | NO | bb |
| 6 | 6 | 190728M1_9 | Standard | 10.000 | 5.78 | 31179.684 | 32573.092 | 11.965 | 10.1 | 1.3 | NO | 1.000 | NO | bb |
| 7 | 7 | 190728M1_10 | Standard | 50.000 | 5.78 | 152223.688 | 32006.357 | 59.451 | 51.5 | 3.0 | NO | 1.000 | NO | bb |
| 8 | 8 | 190728M1_11 | Standard | 100.000 | 5.78 | 285853.781 | 31149.150 | 114.712 | 102.0 | 2.0 | NO | 1.000 | NO | bb |
| 9 | 9 | 190728M1_12 | Standard | 250.000 | 5.78 | 602651.438 | 29801.533 | 252.777 | 242.3 | -3.1 | NO | 1.000 | NO | bb |
| 10 | 10 | 190728M1_13 | Standard | 500.000 | 5.78 | 994844.750 | 27655.164 | 449.665 | 504.8 | 1.0 | NO | 1.000 | NO | bb |

**Compound name: PFDoS**
Coefficient of Determination: R^2 = 0.999742
Calibration curve: -3.75659e-005 * x^2 + 0.166754 * x + -0.0150944
Response type: Internal Std ( Ref 67 ), Area * ( IS Conc. / IS Area )
Curve type: 2nd Order, Origin: Exclude, Weighting: 1/x, Axis trans: None

| | # | Name | Type | Std. Conc | RT | Area | IS Area | Response | Conc. | %Dev | Conc. Flag | CoD | CoD Flag | x=excluded |
|---|---|---|---|---|---|---|---|---|---|---|---|---|---|---|
| 1 | 1 | 190728M1_4 | Standard | 0.250 | 5.80 | 43.395 | 21905.791 | 0.025 | 0.2 | -4.4 | NO | 1.000 | NO | MM |
| 2 | 2 | 190728M1_5 | Standard | 0.500 | 5.81 | 139.477 | 21204.717 | 0.082 | 0.6 | 16.7 | NO | 1.000 | NO | bb |
| 3 | 3 | 190728M1_6 | Standard | 1.000 | 5.81 | 271.509 | 22885.816 | 0.148 | 1.0 | -2.0 | NO | 1.000 | NO | bb |
| 4 | 4 | 190728M1_7 | Standard | 2.000 | 5.81 | 573.671 | 23444.639 | 0.306 | 1.9 | -3.7 | NO | 1.000 | NO | bb |
| 5 | 5 | 190728M1_8 | Standard | 5.000 | 5.81 | 1472.639 | 22518.459 | 0.817 | 5.0 | -0.0 | NO | 1.000 | NO | bb |
| 6 | 6 | 190728M1_9 | Standard | 10.000 | 5.81 | 2933.046 | 23283.268 | 1.575 | 9.6 | -4.5 | NO | 1.000 | NO | bb |
| 7 | 7 | 190728M1_10 | Standard | 50.000 | 5.81 | 14850.515 | 23662.514 | 7.845 | 47.6 | -4.7 | NO | 1.000 | NO | bb |
| 8 | 8 | 190728M1_11 | Standard | 100.000 | 5.81 | 29274.541 | 22056.266 | 16.591 | 101.9 | 1.9 | NO | 1.000 | NO | bb |
| 9 | 9 | 190728M1_12 | Standard | 250.000 | 5.81 | 64681.148 | 20376.383 | 39.679 | 252.4 | 1.0 | NO | 1.000 | NO | bb |
| 10 | 10 | 190728M1_13 | Standard | 500.000 | 5.81 | 112431.883 | 19050.520 | 73.772 | 498.5 | -0.3 | NO | 1.000 | NO | bb |

Vista Analytical Laboratory

Dataset: F:\Projects\PFAS.PRO\Results\190728M1\190728M1-CRV.qld

Last Altered: Sunday, July 28, 2019 19:51:35 Pacific Daylight Time
Printed: Sunday, July 28, 2019 19:51:58 Pacific Daylight Time

**Compound name: PFTeDA**
Correlation coefficient: r = 0.998457, r^2 = 0.996916
Calibration curve: 1.43497 * x + 0.170906
Response type: Internal Std ( Ref 67 ), Area * ( IS Conc. / IS Area )
Curve type: Linear, Origin: Exclude, Weighting: 1/x, Axis trans: None

| | # | Name | Type | Std. Conc | RT | Area | IS Area | Response | Conc. | %Dev | Conc. Flag | CoD | CoD Flag | x=excluded |
|---|---|---|---|---|---|---|---|---|---|---|---|---|---|---|
| 1 | 1 | 190728M1_4 | Standard | 0.250 | 6.01 | 789.839 | 21905.791 | 0.451 | 0.2 | -22.0 | NO | 0.997 | NO | bb |
| 2 | 2 | 190728M1_5 | Standard | 0.500 | 6.01 | 1330.728 | 21204.717 | 0.784 | 0.4 | -14.5 | NO | 0.997 | NO | bb |
| 3 | 3 | 190728M1_6 | Standard | 1.000 | 6.01 | 2948.896 | 22885.816 | 1.611 | 1.0 | 0.3 | NO | 0.997 | NO | bb |
| 4 | 4 | 190728M1_7 | Standard | 2.000 | 6.01 | 5750.026 | 23444.639 | 3.066 | 2.0 | 0.9 | NO | 0.997 | NO | bb |
| 5 | 5 | 190728M1_8 | Standard | 5.000 | 6.00 | 14253.949 | 22518.459 | 7.912 | 5.4 | 7.9 | NO | 0.997 | NO | bb |
| 6 | 6 | 190728M1_9 | Standard | 10.000 | 6.00 | 30192.752 | 23283.268 | 16.209 | 11.2 | 11.8 | NO | 0.997 | NO | bb |
| 7 | 7 | 190728M1_10 | Standard | 50.000 | 6.00 | 145246.781 | 23662.514 | 76.728 | 53.4 | 6.7 | NO | 0.997 | NO | bb |
| 8 | 8 | 190728M1_11 | Standard | 100.000 | 6.01 | 279857.531 | 22056.266 | 158.604 | 110.4 | 10.4 | NO | 0.997 | NO | db |
| 9 | 9 | 190728M1_12 | Standard | 250.000 | 6.00 | 603291.875 | 20376.383 | 370.093 | 257.8 | 3.1 | NO | 0.997 | NO | bb |
| 10 | 10 | 190728M1_13 | Standard | 500.000 | 6.00 | 1043401.188 | 19050.520 | 684.628 | 477.0 | -4.6 | NO | 0.997 | NO | bb |

**Compound name: N-EtFOSA**
Coefficient of Determination: R^2 = 0.999711
Calibration curve: -6.59208e-005 * x^2 + 1.01513 * x + -0.237465
Response type: Internal Std ( Ref 68 ), Area * ( IS Conc. / IS Area )
Curve type: 2nd Order, Origin: Exclude, Weighting: 1/x, Axis trans: None

| | # | Name | Type | Std. Conc | RT | Area | IS Area | Response | Conc. | %Dev | Conc. Flag | CoD | CoD Flag | x=excluded |
|---|---|---|---|---|---|---|---|---|---|---|---|---|---|---|
| 1 | 1 | 190728M1_4 | Standard | 1.250 | 6.13 | 127.654 | 19209.691 | 0.997 | 1.2 | -2.7 | NO | 1.000 | NO | bb |
| 2 | 2 | 190728M1_5 | Standard | 2.500 | 6.13 | 235.314 | 18365.283 | 1.922 | 2.1 | -14.9 | NO | 1.000 | NO | bb |
| 3 | 3 | 190728M1_6 | Standard | 5.000 | 6.13 | 674.995 | 19640.598 | 5.155 | 5.3 | 6.3 | NO | 1.000 | NO | bb |
| 4 | 4 | 190728M1_7 | Standard | 10.000 | 6.14 | 1474.622 | 20247.580 | 10.924 | 11.0 | 10.0 | NO | 1.000 | NO | bb |
| 5 | 5 | 190728M1_8 | Standard | 25.000 | 6.13 | 3301.857 | 20014.461 | 24.746 | 24.7 | -1.4 | NO | 1.000 | NO | bb |
| 6 | 6 | 190728M1_9 | Standard | 50.000 | 6.13 | 7006.383 | 20952.096 | 50.160 | 49.8 | -0.4 | NO | 1.000 | NO | bb |
| 7 | 7 | 190728M1_10 | Standard | 250.000 | 6.13 | 34381.445 | 19813.127 | 260.293 | 261.1 | 4.4 | NO | 1.000 | NO | bb |
| 8 | 8 | 190728M1_11 | Standard | 500.000 | 6.13 | 63517.012 | 19387.146 | 491.437 | 500.6 | 0.1 | NO | 1.000 | NO | bb |
| 9 | 9 | 190728M1_12 | Standard | 1250.000 | 6.13 | 136193.313 | 17851.227 | 1144.403 | 1225.0 | -2.0 | NO | 1.000 | NO | bb |
| 10 | 10 | 190728M1_13 | Standard | 2500.000 | 6.13 | 225120.750 | 15816.403 | 2135.006 | 2513.8 | 0.6 | NO | 1.000 | NO | bb |

Dataset: F:\Projects\PFAS.PRO\Results\190728M1\190728M1-CRV.qld

Last Altered: Sunday, July 28, 2019 19:51:35 Pacific Daylight Time
Printed: Sunday, July 28, 2019 19:51:58 Pacific Daylight Time

**Compound name: PFHxDA**
Coefficient of Determination: R^2 = 0.999533
Calibration curve: -0.000230672 * x^2 + 0.634092 * x + 0.0646736
Response type: Internal Std ( Ref 69 ), Area * ( IS Conc. / IS Area )
Curve type: 2nd Order, Origin: Exclude, Weighting: 1/x, Axis trans: None

| | # | Name | Type | Std. Conc | RT | Area | IS Area | Response | Conc. | %Dev | Conc. Flag | CoD | CoD Flag | x=excluded |
|---|---|---|---|---|---|---|---|---|---|---|---|---|---|---|
| 1 | 1 | 190728M1_4 | Standard | 0.250 | 6.37 | 472.572 | 10841.256 | 0.218 | 0.2 | -3.3 | NO | 1.000 | NO | bb |
| 2 | 2 | 190728M1_5 | Standard | 0.500 | 6.37 | 789.305 | 10497.078 | 0.376 | 0.5 | -1.8 | NO | 1.000 | NO | bb |
| 3 | 3 | 190728M1_6 | Standard | 1.000 | 6.37 | 1460.158 | 11461.589 | 0.637 | 0.9 | -9.7 | NO | 1.000 | NO | bb |
| 4 | 4 | 190728M1_7 | Standard | 2.000 | 6.37 | 3045.110 | 11215.092 | 1.358 | 2.0 | 2.0 | NO | 1.000 | NO | bb |
| 5 | 5 | 190728M1_8 | Standard | 5.000 | 6.37 | 7293.780 | 10755.463 | 3.391 | 5.3 | 5.1 | NO | 1.000 | NO | bb |
| 6 | 6 | 190728M1_9 | Standard | 10.000 | 6.37 | 15077.327 | 11191.087 | 6.736 | 10.6 | 5.6 | NO | 1.000 | NO | bb |
| 7 | 7 | 190728M1_10 | Standard | 50.000 | 6.37 | 72092.328 | 11312.037 | 31.865 | 51.1 | 2.2 | NO | 1.000 | NO | bb |
| 8 | 8 | 190728M1_11 | Standard | 100.000 | 6.37 | 144062.375 | 11521.690 | 62.518 | 102.3 | 2.3 | NO | 1.000 | NO | bb |
| 9 | 9 | 190728M1_12 | Standard | 250.000 | 6.37 | 315319.531 | 11271.132 | 139.879 | 241.8 | -3.3 | NO | 1.000 | NO | bb |
| 10 | 10 | 190728M1_13 | Standard | 500.000 | 6.37 | 547390.063 | 10476.670 | 261.242 | 504.5 | 0.9 | NO | 1.000 | NO | bb |

**Compound name: PFODA**
Correlation coefficient: r = 0.997967, r^2 = 0.995939
Calibration curve: 0.749925 * x + 0.0751295
Response type: Internal Std ( Ref 69 ), Area * ( IS Conc. / IS Area )
Curve type: Linear, Origin: Include, Weighting: 1/x, Axis trans: None

| | # | Name | Type | Std. Conc | RT | Area | IS Area | Response | Conc. | %Dev | Conc. Flag | CoD | CoD Flag | x=excluded |
|---|---|---|---|---|---|---|---|---|---|---|---|---|---|---|
| 1 | 1 | 190728M1_4 | Standard | 0.250 | 6.63 | 485.682 | 10841.256 | 0.224 | 0.2 | -20.6 | NO | 0.996 | NO | bb |
| 2 | 2 | 190728M1_5 | Standard | 0.500 | 6.62 | 879.421 | 10497.078 | 0.419 | 0.5 | -8.3 | NO | 0.996 | NO | bb |
| 3 | 3 | 190728M1_6 | Standard | 1.000 | 6.63 | 1892.873 | 11461.589 | 0.826 | 1.0 | 0.1 | NO | 0.996 | NO | bb |
| 4 | 4 | 190728M1_7 | Standard | 2.000 | 6.63 | 3972.982 | 11215.092 | 1.771 | 2.3 | 13.1 | NO | 0.996 | NO | bb |
| 5 | 5 | 190728M1_8 | Standard | 5.000 | 6.62 | 9626.645 | 10755.463 | 4.475 | 5.9 | 17.3 | NO | 0.996 | NO | bb |
| 6 | 6 | 190728M1_9 | Standard | 10.000 | 6.63 | 19663.443 | 11191.087 | 8.785 | 11.6 | 16.1 | NO | 0.996 | NO | bb |
| 7 | 7 | 190728M1_10 | Standard | 50.000 | 6.63 | 99796.313 | 11312.037 | 44.111 | 58.7 | 17.4 | NO | 0.996 | NO | bb |
| 8 | 8 | 190728M1_11 | Standard | 100.000 | 6.63 | 190638.859 | 11521.690 | 82.730 | 110.2 | 10.2 | NO | 0.996 | NO | bb |
| 9 | 9 | 190728M1_12 | Standard | 250.000 | 6.62 | 414143.750 | 11271.132 | 183.719 | 244.9 | -2.0 | NO | 0.996 | NO | bb |
| 10 | 10 | 190728M1_13 | Standard | 500.000 | 6.63 | 759945.813 | 10476.670 | 362.685 | 483.5 | -3.3 | NO | 0.996 | NO | bb |

Dataset: F:\Projects\PFAS.PRO\Results\190728M1\190728M1-CRV.qld

Last Altered: Sunday, July 28, 2019 19:51:35 Pacific Daylight Time
Printed: Sunday, July 28, 2019 19:51:58 Pacific Daylight Time

**Compound name: N-MeFOSE**
Correlation coefficient: r = 0.999280, r^2 = 0.998561
Calibration curve: 1.08645 * x + 0.16244
Response type: Internal Std ( Ref 70 ), Area * ( IS Conc. / IS Area )
Curve type: Linear, Origin: Exclude, Weighting: 1/x, Axis trans: None

| | # | Name | Type | Std. Conc | RT | Area | IS Area | Response | Conc. | %Dev | Conc. Flag | CoD | CoD Flag | x=excluded |
|---|---|---|---|---|---|---|---|---|---|---|---|---|---|---|
| 1 | 1 | 190728M1_4 | Standard | 1.250 | 6.35 | 133.971 | 13711.738 | 1.466 | 1.2 | -4.0 | NO | 0.999 | NO | bb |
| 2 | 2 | 190728M1_5 | Standard | 2.500 | 6.35 | 251.830 | 13150.193 | 2.873 | 2.5 | -0.2 | NO | 0.999 | NO | bb |
| 3 | 3 | 190728M1_6 | Standard | 5.000 | 6.35 | 496.353 | 14181.722 | 5.250 | 4.7 | -6.3 | NO | 0.999 | NO | bb |
| 4 | 4 | 190728M1_7 | Standard | 10.000 | 6.35 | 1038.097 | 15051.109 | 10.346 | 9.4 | -6.3 | NO | 0.999 | NO | bd |
| 5 | 5 | 190728M1_8 | Standard | 25.000 | 6.35 | 2490.433 | 14121.464 | 26.454 | 24.2 | -3.2 | NO | 0.999 | NO | bb |
| 6 | 6 | 190728M1_9 | Standard | 50.000 | 6.35 | 5670.822 | 14613.526 | 58.208 | 53.4 | 6.9 | NO | 0.999 | NO | bb |
| 7 | 7 | 190728M1_10 | Standard | 250.000 | 6.35 | 28568.928 | 14411.125 | 297.363 | 273.6 | 9.4 | NO | 0.999 | NO | bb |
| 8 | 8 | 190728M1_11 | Standard | 500.000 | 6.35 | 56894.625 | 15007.402 | 568.666 | 523.3 | 4.7 | NO | 0.999 | NO | bb |
| 9 | 9 | 190728M1_12 | Standard | 1250.000 | 6.35 | 130949.953 | 14151.327 | 1388.032 | 1277.4 | 2.2 | NO | 0.999 | NO | bb |
| 10 | 10 | 190728M1_13 | Standard | 2500.000 | 6.35 | 255614.266 | 14557.408 | 2633.858 | 2424.1 | -3.0 | NO | 0.999 | NO | bb |

**Compound name: N-EtFOSE**
Correlation coefficient: r = 0.999877, r^2 = 0.999755
Calibration curve: 1.2854 * x + 0.0160377
Response type: Internal Std ( Ref 71 ), Area * ( IS Conc. / IS Area )
Curve type: Linear, Origin: Exclude, Weighting: 1/x, Axis trans: None

| | # | Name | Type | Std. Conc | RT | Area | IS Area | Response | Conc. | %Dev | Conc. Flag | CoD | CoD Flag | x=excluded |
|---|---|---|---|---|---|---|---|---|---|---|---|---|---|---|
| 1 | 1 | 190728M1_4 | Standard | 1.250 | 6.51 | 149.126 | 13919.844 | 1.607 | 1.2 | -1.0 | NO | 1.000 | NO | bd |
| 2 | 2 | 190728M1_5 | Standard | 2.500 | 6.50 | 293.980 | 13803.022 | 3.195 | 2.5 | -1.1 | NO | 1.000 | NO | bb |
| 3 | 3 | 190728M1_6 | Standard | 5.000 | 6.50 | 679.312 | 14905.282 | 6.836 | 5.3 | 6.1 | NO | 1.000 | NO | bb |
| 4 | 4 | 190728M1_7 | Standard | 10.000 | 6.50 | 1241.891 | 15371.287 | 12.119 | 9.4 | -5.8 | NO | 1.000 | NO | bb |
| 5 | 5 | 190728M1_8 | Standard | 25.000 | 6.50 | 3056.832 | 14798.599 | 30.984 | 24.1 | -3.6 | NO | 1.000 | NO | bb |
| 6 | 6 | 190728M1_9 | Standard | 50.000 | 6.50 | 6529.497 | 15202.418 | 64.426 | 50.1 | 0.2 | NO | 1.000 | NO | bb |
| 7 | 7 | 190728M1_10 | Standard | 250.000 | 6.50 | 33694.293 | 14974.384 | 337.519 | 262.6 | 5.0 | NO | 1.000 | NO | bb |
| 8 | 8 | 190728M1_11 | Standard | 500.000 | 6.50 | 66649.109 | 15533.570 | 643.597 | 500.7 | 0.1 | NO | 1.000 | NO | bb |
| 9 | 9 | 190728M1_12 | Standard | 1250.000 | 6.50 | 157600.969 | 14560.312 | 1623.602 | 1263.1 | 1.0 | NO | 1.000 | NO | bb |
| 10 | 10 | 190728M1_13 | Standard | 2500.000 | 6.50 | 301289.031 | 14207.002 | 3181.062 | 2474.8 | -1.0 | NO | 1.000 | NO | bb |

Vista Analytical Laboratory

Dataset: F:\Projects\PFAS.PRO\Results\190728M1\190728M1-CRV.qld

Last Altered: Sunday, July 28, 2019 19:51:35 Pacific Daylight Time
Printed: Sunday, July 28, 2019 19:51:58 Pacific Daylight Time

**Compound name: 13C3-PFBA**
Response Factor: 0.739017
RRF SD: 0.0116009, Relative SD: 1.56977
Response type: Internal Std ( Ref 72 ), Area * ( IS Conc. / IS Area )
Curve type: RF

| | # | Name | Type | Std. Conc | RT | Area | IS Area | Response | Conc. | %Dev | Conc. Flag | CoD | CoD Flag | x=excluded |
|---|---|---|---|---|---|---|---|---|---|---|---|---|---|---|
| 1 | 1 | 190728M1_4 | Standard | 12.500 | 1.08 | 9736.728 | 13432.803 | 9.061 | 12.3 | -1.9 | NO | | NO | MM |
| 2 | 2 | 190728M1_5 | Standard | 12.500 | 1.09 | 9741.358 | 13495.418 | 9.023 | 12.2 | -2.3 | NO | | NO | MM |
| 3 | 3 | 190728M1_6 | Standard | 12.500 | 1.09 | 9855.268 | 13441.498 | 9.165 | 12.4 | -0.8 | NO | | NO | MM |
| 4 | 4 | 190728M1_7 | Standard | 12.500 | 1.08 | 10250.277 | 13470.026 | 9.512 | 12.9 | 3.0 | NO | | NO | MM |
| 5 | 5 | 190728M1_8 | Standard | 12.500 | 1.09 | 9701.447 | 13227.563 | 9.168 | 12.4 | -0.8 | NO | | NO | MM |
| 6 | 6 | 190728M1_9 | Standard | 12.500 | 1.09 | 9706.613 | 12973.298 | 9.352 | 12.7 | 1.2 | NO | | NO | MM |
| 7 | 7 | 190728M1_10 | Standard | 12.500 | 1.09 | 10055.120 | 13607.736 | 9.237 | 12.5 | -0.0 | NO | | NO | MM |
| 8 | 8 | 190728M1_11 | Standard | 12.500 | 1.09 | 9805.491 | 13172.267 | 9.305 | 12.6 | 0.7 | NO | | NO | bb |
| 9 | 9 | 190728M1_12 | Standard | 12.500 | 1.09 | 9304.693 | 12607.475 | 9.225 | 12.5 | -0.1 | NO | | NO | bb |
| 10 | 10 | 190728M1_13 | Standard | 12.500 | 1.09 | 8521.432 | 11417.658 | 9.329 | 12.6 | 1.0 | NO | | NO | MM |

**Compound name: 13C3-PFPeA**
Response Factor: 0.518805
RRF SD: 0.0256609, Relative SD: 4.94615
Response type: Internal Std ( Ref 73 ), Area * ( IS Conc. / IS Area )
Curve type: RF

| | # | Name | Type | Std. Conc | RT | Area | IS Area | Response | Conc. | %Dev | Conc. Flag | CoD | CoD Flag | x=excluded |
|---|---|---|---|---|---|---|---|---|---|---|---|---|---|---|
| 1 | 1 | 190728M1_4 | Standard | 12.500 | 2.06 | 14579.512 | 30370.072 | 6.001 | 11.6 | -7.5 | NO | | NO | bb |
| 2 | 2 | 190728M1_5 | Standard | 12.500 | 2.06 | 13645.277 | 27267.705 | 6.255 | 12.1 | -3.5 | NO | | NO | bb |
| 3 | 3 | 190728M1_6 | Standard | 12.500 | 2.06 | 14436.878 | 28579.416 | 6.314 | 12.2 | -2.6 | NO | | NO | bb |
| 4 | 4 | 190728M1_7 | Standard | 12.500 | 2.06 | 14926.317 | 28691.830 | 6.503 | 12.5 | 0.3 | NO | | NO | bb |
| 5 | 5 | 190728M1_8 | Standard | 12.500 | 2.06 | 14378.947 | 28276.365 | 6.356 | 12.3 | -2.0 | NO | | NO | bb |
| 6 | 6 | 190728M1_9 | Standard | 12.500 | 2.06 | 14549.979 | 28706.799 | 6.336 | 12.2 | -2.3 | NO | | NO | bb |
| 7 | 7 | 190728M1_10 | Standard | 12.500 | 2.06 | 14949.327 | 28404.080 | 6.579 | 12.7 | 1.4 | NO | | NO | MM |
| 8 | 8 | 190728M1_11 | Standard | 12.500 | 2.06 | 14452.828 | 27871.434 | 6.482 | 12.5 | -0.0 | NO | | NO | MM |
| 9 | 9 | 190728M1_12 | Standard | 12.500 | 2.06 | 13596.506 | 24421.102 | 6.959 | 13.4 | 7.3 | NO | | NO | bb |
| 10 | 10 | 190728M1_13 | Standard | 12.500 | 2.06 | 12072.144 | 21358.656 | 7.065 | 13.6 | 8.9 | NO | | NO | bb |

Dataset: F:\Projects\PFAS.PRO\Results\190728M1\190728M1-CRV.qld

Last Altered: Sunday, July 28, 2019 19:51:35 Pacific Daylight Time
Printed: Sunday, July 28, 2019 19:51:58 Pacific Daylight Time

**Compound name: 13C3-PFBS**
Response Factor: 1.11908
RRF SD: 0.0539685, Relative SD: 4.82259
Response type: Internal Std ( Ref 74 ), Area * ( IS Conc. / IS Area )
Curve type: RF

| | # | Name | Type | Std. Conc | RT | Area | IS Area | Response | Conc. | %Dev | Conc. Flag | CoD | CoD Flag | x=excluded |
|---|---|---|---|---|---|---|---|---|---|---|---|---|---|---|
| 1 | 1 | 190728M1_4 | Standard | 12.500 | 2.37 | 1919.197 | 1682.950 | 14.255 | 12.7 | 1.9 | NO | | NO | bb |
| 2 | 2 | 190728M1_5 | Standard | 12.500 | 2.37 | 1863.464 | 1558.897 | 14.942 | 13.4 | 6.8 | NO | | NO | bb |
| 3 | 3 | 190728M1_6 | Standard | 12.500 | 2.37 | 1865.541 | 1739.257 | 13.408 | 12.0 | -4.2 | NO | | NO | bb |
| 4 | 4 | 190728M1_7 | Standard | 12.500 | 2.37 | 2010.472 | 1707.363 | 14.719 | 13.2 | 5.2 | NO | | NO | bb |
| 5 | 5 | 190728M1_8 | Standard | 12.500 | 2.37 | 1969.569 | 1735.800 | 14.183 | 12.7 | 1.4 | NO | | NO | bb |
| 6 | 6 | 190728M1_9 | Standard | 12.500 | 2.37 | 1999.487 | 1878.225 | 13.307 | 11.9 | -4.9 | NO | | NO | bb |
| 7 | 7 | 190728M1_10 | Standard | 12.500 | 2.37 | 1915.087 | 1714.100 | 13.966 | 12.5 | -0.2 | NO | | NO | bb |
| 8 | 8 | 190728M1_11 | Standard | 12.500 | 2.37 | 1923.876 | 1636.253 | 14.697 | 13.1 | 5.1 | NO | | NO | bb |
| 9 | 9 | 190728M1_12 | Standard | 12.500 | 2.37 | 1621.320 | 1541.987 | 13.143 | 11.7 | -6.0 | NO | | NO | bb |
| 10 | 10 | 190728M1_13 | Standard | 12.500 | 2.37 | 1456.437 | 1372.501 | 13.264 | 11.9 | -5.2 | NO | | NO | bb |

**Compound name: 13C3-HFPO-DA**
Response Factor: 0.141592
RRF SD: 0.015348, Relative SD: 10.8396
Response type: Internal Std ( Ref 73 ), Area * ( IS Conc. / IS Area )
Curve type: RF

| | # | Name | Type | Std. Conc | RT | Area | IS Area | Response | Conc. | %Dev | Conc. Flag | CoD | CoD Flag | x=excluded |
|---|---|---|---|---|---|---|---|---|---|---|---|---|---|---|
| 1 | 1 | 190728M1_4 | Standard | 5.000 | 3.09 | 1651.767 | 30370.072 | 0.680 | 4.8 | -4.0 | NO | | NO | bb |
| 2 | 2 | 190728M1_5 | Standard | 5.000 | 3.09 | 1667.753 | 27267.705 | 0.765 | 5.4 | 8.0 | NO | | NO | bb |
| 3 | 3 | 190728M1_6 | Standard | 5.000 | 3.10 | 1712.755 | 28579.416 | 0.749 | 5.3 | 5.8 | NO | | NO | bb |
| 4 | 4 | 190728M1_7 | Standard | 5.000 | 3.09 | 1941.375 | 28691.830 | 0.846 | 6.0 | 19.5 | NO | | NO | bb |
| 5 | 5 | 190728M1_8 | Standard | 5.000 | 3.09 | 1597.251 | 28276.365 | 0.706 | 5.0 | -0.3 | NO | | NO | bb |
| 6 | 6 | 190728M1_9 | Standard | 5.000 | 3.09 | 1404.792 | 28706.799 | 0.612 | 4.3 | -13.6 | NO | | NO | bb |
| 7 | 7 | 190728M1_10 | Standard | 5.000 | 3.10 | 1331.558 | 28404.080 | 0.586 | 4.1 | -17.2 | NO | | NO | bb |
| 8 | 8 | 190728M1_11 | Standard | 5.000 | 3.10 | 1640.978 | 27871.434 | 0.736 | 5.2 | 4.0 | NO | | NO | bb |
| 9 | 9 | 190728M1_12 | Standard | 5.000 | 3.09 | 1289.140 | 24421.102 | 0.660 | 4.7 | -6.8 | NO | | NO | bb |
| 10 | 10 | 190728M1_13 | Standard | 5.000 | 3.09 | 1265.718 | 21358.656 | 0.741 | 5.2 | 4.6 | NO | | NO | bb |

Dataset: F:\Projects\PFAS.PRO\Results\190728M1\190728M1-CRV.qld

Last Altered: Sunday, July 28, 2019 19:51:35 Pacific Daylight Time
Printed: Sunday, July 28, 2019 19:51:58 Pacific Daylight Time

**Compound name: 13C2-4:2 FTS**
Response Factor: 1.70625
RRF SD: 0.14378, Relative SD: 8.42666
Response type: Internal Std ( Ref 74 ), Area * ( IS Conc. / IS Area )
Curve type: RF

| | # | Name | Type | Std. Conc | RT | Area | IS Area | Response | Conc. | %Dev | Conc. Flag | CoD | CoD Flag | x=excluded |
|---|---|---|---|---|---|---|---|---|---|---|---|---|---|---|
| 1 | 1 | 190728M1_4 | Standard | 12.500 | 2.80 | 3107.770 | 1682.950 | 23.083 | 13.5 | 8.2 | NO | | NO | bb |
| 2 | 2 | 190728M1_5 | Standard | 12.500 | 2.80 | 2884.299 | 1558.897 | 23.128 | 13.6 | 8.4 | NO | | NO | bb |
| 3 | 3 | 190728M1_6 | Standard | 12.500 | 2.80 | 2930.770 | 1739.257 | 21.063 | 12.3 | -1.2 | NO | | NO | bb |
| 4 | 4 | 190728M1_7 | Standard | 12.500 | 2.80 | 3256.043 | 1707.363 | 23.838 | 14.0 | 11.8 | NO | | NO | bd |
| 5 | 5 | 190728M1_8 | Standard | 12.500 | 2.80 | 3001.934 | 1735.800 | 21.618 | 12.7 | 1.4 | NO | | NO | bb |
| 6 | 6 | 190728M1_9 | Standard | 12.500 | 2.80 | 3129.496 | 1878.225 | 20.827 | 12.2 | -2.3 | NO | | NO | bb |
| 7 | 7 | 190728M1_10 | Standard | 12.500 | 2.80 | 2919.879 | 1714.100 | 21.293 | 12.5 | -0.2 | NO | | NO | bb |
| 8 | 8 | 190728M1_11 | Standard | 12.500 | 2.80 | 2793.867 | 1636.253 | 21.343 | 12.5 | 0.1 | NO | | NO | bb |
| 9 | 9 | 190728M1_12 | Standard | 12.500 | 2.80 | 2351.747 | 1541.987 | 19.064 | 11.2 | -10.6 | NO | | NO | bb |
| 10 | 10 | 190728M1_13 | Standard | 12.500 | 2.80 | 1978.961 | 1372.501 | 18.023 | 10.6 | -15.5 | NO | | NO | bb |

**Compound name: 13C2-PFHxA**
Response Factor: 0.976713
RRF SD: 0.0352175, Relative SD: 3.60572
Response type: Internal Std ( Ref 73 ), Area * ( IS Conc. / IS Area )
Curve type: RF

| | # | Name | Type | Std. Conc | RT | Area | IS Area | Response | Conc. | %Dev | Conc. Flag | CoD | CoD Flag | x=excluded |
|---|---|---|---|---|---|---|---|---|---|---|---|---|---|---|
| 1 | 1 | 190728M1_4 | Standard | 5.000 | 2.89 | 11055.088 | 30370.072 | 4.550 | 4.7 | -6.8 | NO | | NO | bb |
| 2 | 2 | 190728M1_5 | Standard | 5.000 | 2.89 | 10436.295 | 27267.705 | 4.784 | 4.9 | -2.0 | NO | | NO | bb |
| 3 | 3 | 190728M1_6 | Standard | 5.000 | 2.89 | 11108.523 | 28579.416 | 4.859 | 5.0 | -0.5 | NO | | NO | bb |
| 4 | 4 | 190728M1_7 | Standard | 5.000 | 2.89 | 11379.875 | 28691.830 | 4.958 | 5.1 | 1.5 | NO | | NO | bb |
| 5 | 5 | 190728M1_8 | Standard | 5.000 | 2.89 | 11339.071 | 28276.365 | 5.013 | 5.1 | 2.6 | NO | | NO | bb |
| 6 | 6 | 190728M1_9 | Standard | 5.000 | 2.89 | 11205.463 | 28706.799 | 4.879 | 5.0 | -0.1 | NO | | NO | bb |
| 7 | 7 | 190728M1_10 | Standard | 5.000 | 2.89 | 10578.007 | 28404.080 | 4.655 | 4.8 | -4.7 | NO | | NO | bb |
| 8 | 8 | 190728M1_11 | Standard | 5.000 | 2.89 | 11149.969 | 27871.434 | 5.001 | 5.1 | 2.4 | NO | | NO | bb |
| 9 | 9 | 190728M1_12 | Standard | 5.000 | 2.89 | 9862.257 | 24421.102 | 5.048 | 5.2 | 3.4 | NO | | NO | bb |
| 10 | 10 | 190728M1_13 | Standard | 5.000 | 2.89 | 8695.916 | 21358.656 | 5.089 | 5.2 | 4.2 | NO | | NO | bb |

Vista Analytical Laboratory

Dataset: F:\Projects\PFAS.PRO\Results\190728M1\190728M1-CRV.qld

Last Altered: Sunday, July 28, 2019 19:51:35 Pacific Daylight Time
Printed: Sunday, July 28, 2019 19:51:58 Pacific Daylight Time

**Compound name: 13C4-PFHpA**
Response Factor: 0.452674
RRF SD: 0.0194375, Relative SD: 4.29392
Response type: Internal Std ( Ref 73 ), Area * ( IS Conc. / IS Area )
Curve type: RF

| | # | Name | Type | Std. Conc | RT | Area | IS Area | Response | Conc. | %Dev | Conc. Flag | CoD | CoD Flag | x=excluded |
|---|---|---|---|---|---|---|---|---|---|---|---|---|---|---|
| 1 | 1 | 190728M1_4 | Standard | 12.500 | 3.51 | 13143.233 | 30370.072 | 5.410 | 12.0 | -4.4 | NO | | NO | bb |
| 2 | 2 | 190728M1_5 | Standard | 12.500 | 3.51 | 12221.702 | 27267.705 | 5.603 | 12.4 | -1.0 | NO | | NO | bb |
| 3 | 3 | 190728M1_6 | Standard | 12.500 | 3.51 | 13006.150 | 28579.416 | 5.689 | 12.6 | 0.5 | NO | | NO | bb |
| 4 | 4 | 190728M1_7 | Standard | 12.500 | 3.51 | 13850.272 | 28691.830 | 6.034 | 13.3 | 6.6 | NO | | NO | bb |
| 5 | 5 | 190728M1_8 | Standard | 12.500 | 3.51 | 13376.584 | 28276.365 | 5.913 | 13.1 | 4.5 | NO | | NO | bb |
| 6 | 6 | 190728M1_9 | Standard | 12.500 | 3.51 | 13498.864 | 28706.799 | 5.878 | 13.0 | 3.9 | NO | | NO | bb |
| 7 | 7 | 190728M1_10 | Standard | 12.500 | 3.51 | 13221.530 | 28404.080 | 5.818 | 12.9 | 2.8 | NO | | NO | bb |
| 8 | 8 | 190728M1_11 | Standard | 12.500 | 3.51 | 11953.563 | 27871.434 | 5.361 | 11.8 | -5.3 | NO | | NO | bb |
| 9 | 9 | 190728M1_12 | Standard | 12.500 | 3.51 | 10583.072 | 24421.102 | 5.417 | 12.0 | -4.3 | NO | | NO | bb |
| 10 | 10 | 190728M1_13 | Standard | 12.500 | 3.51 | 9332.134 | 21358.656 | 5.462 | 12.1 | -3.5 | NO | | NO | bb |

**Compound name: 13C3-PFHxS**
Response Factor: 2.06724
RRF SD: 0.0920884, Relative SD: 4.45464
Response type: Internal Std ( Ref 74 ), Area * ( IS Conc. / IS Area )
Curve type: RF

| | # | Name | Type | Std. Conc | RT | Area | IS Area | Response | Conc. | %Dev | Conc. Flag | CoD | CoD Flag | x=excluded |
|---|---|---|---|---|---|---|---|---|---|---|---|---|---|---|
| 1 | 1 | 190728M1_4 | Standard | 12.500 | 3.67 | 3637.521 | 1682.950 | 27.017 | 13.1 | 4.6 | NO | | NO | bb |
| 2 | 2 | 190728M1_5 | Standard | 12.500 | 3.67 | 3358.914 | 1558.897 | 26.933 | 13.0 | 4.2 | NO | | NO | bb |
| 3 | 3 | 190728M1_6 | Standard | 12.500 | 3.67 | 3531.779 | 1739.257 | 25.383 | 12.3 | -1.8 | NO | | NO | bb |
| 4 | 4 | 190728M1_7 | Standard | 12.500 | 3.68 | 3701.096 | 1707.363 | 27.097 | 13.1 | 4.9 | NO | | NO | bb |
| 5 | 5 | 190728M1_8 | Standard | 12.500 | 3.67 | 3411.210 | 1735.800 | 24.565 | 11.9 | -4.9 | NO | | NO | bb |
| 6 | 6 | 190728M1_9 | Standard | 12.500 | 3.67 | 3654.382 | 1878.225 | 24.321 | 11.8 | -5.9 | NO | | NO | bb |
| 7 | 7 | 190728M1_10 | Standard | 12.500 | 3.67 | 3740.522 | 1714.100 | 27.278 | 13.2 | 5.6 | NO | | NO | bb |
| 8 | 8 | 190728M1_11 | Standard | 12.500 | 3.67 | 3359.151 | 1636.253 | 25.662 | 12.4 | -0.7 | NO | | NO | bb |
| 9 | 9 | 190728M1_12 | Standard | 12.500 | 3.67 | 3145.043 | 1541.987 | 25.495 | 12.3 | -1.3 | NO | | NO | bb |
| 10 | 10 | 190728M1_13 | Standard | 12.500 | 3.67 | 2707.109 | 1372.501 | 24.655 | 11.9 | -4.6 | NO | | NO | bb |

Dataset: F:\Projects\PFAS.PRO\Results\190728M1\190728M1-CRV.qld

Last Altered: Sunday, July 28, 2019 19:51:35 Pacific Daylight Time
Printed: Sunday, July 28, 2019 19:51:58 Pacific Daylight Time

**Compound name: 13C2-6:2 FTS**
Response Factor: 0.536795
RRF SD: 0.0203123, Relative SD: 3.78399
Response type: Internal Std ( Ref 77 ), Area * ( IS Conc. / IS Area )
Curve type: RF

| | # | Name | Type | Std. Conc | RT | Area | IS Area | Response | Conc. | %Dev | Conc. Flag | CoD | CoD Flag | x=excluded |
|---|---|---|---|---|---|---|---|---|---|---|---|---|---|---|
| 1 | 1 | 190728M1_4 | Standard | 12.500 | 3.99 | 2488.247 | 4416.154 | 7.043 | 13.1 | 5.0 | NO | | NO | bb |
| 2 | 2 | 190728M1_5 | Standard | 12.500 | 3.99 | 2171.143 | 4173.605 | 6.503 | 12.1 | -3.1 | NO | | NO | bb |
| 3 | 3 | 190728M1_6 | Standard | 12.500 | 3.99 | 2345.186 | 4400.991 | 6.661 | 12.4 | -0.7 | NO | | NO | bb |
| 4 | 4 | 190728M1_7 | Standard | 12.500 | 3.99 | 2478.611 | 4333.873 | 7.149 | 13.3 | 6.5 | NO | | NO | bb |
| 5 | 5 | 190728M1_8 | Standard | 12.500 | 3.99 | 2299.354 | 4130.122 | 6.959 | 13.0 | 3.7 | NO | | NO | bb |
| 6 | 6 | 190728M1_9 | Standard | 12.500 | 3.99 | 2360.413 | 4458.009 | 6.618 | 12.3 | -1.4 | NO | | NO | bb |
| 7 | 7 | 190728M1_10 | Standard | 12.500 | 3.99 | 2272.584 | 4245.788 | 6.691 | 12.5 | -0.3 | NO | | NO | bb |
| 8 | 8 | 190728M1_11 | Standard | 12.500 | 3.99 | 2254.193 | 4349.032 | 6.479 | 12.1 | -3.4 | NO | | NO | bb |
| 9 | 9 | 190728M1_12 | Standard | 12.500 | 3.99 | 2012.710 | 3928.000 | 6.405 | 11.9 | -4.5 | NO | | NO | bb |
| 10 | 10 | 190728M1_13 | Standard | 12.500 | 3.99 | 1825.385 | 3461.582 | 6.592 | 12.3 | -1.8 | NO | | NO | bb |

**Compound name: 13C5-PFNA**
Response Factor: 0.992617
RRF SD: 0.0351083, Relative SD: 3.53694
Response type: Internal Std ( Ref 76 ), Area * ( IS Conc. / IS Area )
Curve type: RF

| | # | Name | Type | Std. Conc | RT | Area | IS Area | Response | Conc. | %Dev | Conc. Flag | CoD | CoD Flag | x=excluded |
|---|---|---|---|---|---|---|---|---|---|---|---|---|---|---|
| 1 | 1 | 190728M1_4 | Standard | 12.500 | 4.50 | 24370.584 | 25771.451 | 11.821 | 11.9 | -4.7 | NO | | NO | bb |
| 2 | 2 | 190728M1_5 | Standard | 12.500 | 4.50 | 23199.773 | 23444.926 | 12.369 | 12.5 | -0.3 | NO | | NO | bb |
| 3 | 3 | 190728M1_6 | Standard | 12.500 | 4.50 | 24300.021 | 25060.934 | 12.120 | 12.2 | -2.3 | NO | | NO | bb |
| 4 | 4 | 190728M1_7 | Standard | 12.500 | 4.50 | 25644.320 | 24676.652 | 12.990 | 13.1 | 4.7 | NO | | NO | bb |
| 5 | 5 | 190728M1_8 | Standard | 12.500 | 4.50 | 23823.389 | 25052.742 | 11.887 | 12.0 | -4.2 | NO | | NO | bb |
| 6 | 6 | 190728M1_9 | Standard | 12.500 | 4.50 | 25350.867 | 25690.422 | 12.335 | 12.4 | -0.6 | NO | | NO | bb |
| 7 | 7 | 190728M1_10 | Standard | 12.500 | 4.50 | 24362.092 | 23029.307 | 13.223 | 13.3 | 6.6 | NO | | NO | bb |
| 8 | 8 | 190728M1_11 | Standard | 12.500 | 4.50 | 23691.129 | 23589.561 | 12.554 | 12.6 | 1.2 | NO | | NO | bb |
| 9 | 9 | 190728M1_12 | Standard | 12.500 | 4.50 | 20748.678 | 20896.285 | 12.412 | 12.5 | 0.0 | NO | | NO | bb |
| 10 | 10 | 190728M1_13 | Standard | 12.500 | 4.50 | 17790.674 | 17982.934 | 12.366 | 12.5 | -0.3 | NO | | NO | bb |

Dataset: F:\Projects\PFAS.PRO\Results\190728M1\190728M1-CRV.qld

Last Altered: Sunday, July 28, 2019 19:51:35 Pacific Daylight Time
Printed: Sunday, July 28, 2019 19:51:58 Pacific Daylight Time

**Compound name: 13C8-PFOSA**
Response Factor: 0.211825
RRF SD: 0.0102687, Relative SD: 4.84771
Response type: Internal Std ( Ref 79 ), Area * ( IS Conc. / IS Area )
Curve type: RF

| | # | Name | Type | Std. Conc | RT | Area | IS Area | Response | Conc. | %Dev | Conc. Flag | CoD | CoD Flag | x=excluded |
|---|---|---|---|---|---|---|---|---|---|---|---|---|---|---|
| 1 | 1 | 190728M1_4 | Standard | 12.500 | 4.56 | 7342.718 | 37857.918 | 2.424 | 11.4 | -8.4 | NO | | NO | bb |
| 2 | 2 | 190728M1_5 | Standard | 12.500 | 4.56 | 6971.908 | 34751.539 | 2.508 | 11.8 | -5.3 | NO | | NO | bb |
| 3 | 3 | 190728M1_6 | Standard | 12.500 | 4.56 | 7522.264 | 37229.582 | 2.526 | 11.9 | -4.6 | NO | | NO | bb |
| 4 | 4 | 190728M1_7 | Standard | 12.500 | 4.56 | 7951.857 | 37984.398 | 2.617 | 12.4 | -1.2 | NO | | NO | bb |
| 5 | 5 | 190728M1_8 | Standard | 12.500 | 4.56 | 8173.734 | 36563.523 | 2.794 | 13.2 | 5.5 | NO | | NO | bb |
| 6 | 6 | 190728M1_9 | Standard | 12.500 | 4.56 | 8058.794 | 36859.945 | 2.733 | 12.9 | 3.2 | NO | | NO | bb |
| 7 | 7 | 190728M1_10 | Standard | 12.500 | 4.56 | 7814.070 | 37047.590 | 2.636 | 12.4 | -0.4 | NO | | NO | bb |
| 8 | 8 | 190728M1_11 | Standard | 12.500 | 4.56 | 7667.511 | 35626.707 | 2.690 | 12.7 | 1.6 | NO | | NO | bb |
| 9 | 9 | 190728M1_12 | Standard | 12.500 | 4.56 | 6699.121 | 30201.582 | 2.773 | 13.1 | 4.7 | NO | | NO | bb |
| 10 | 10 | 190728M1_13 | Standard | 12.500 | 4.56 | 5622.302 | 25308.838 | 2.777 | 13.1 | 4.9 | NO | | NO | bb |

**Compound name: 13C2-PFOA**
Response Factor: 0.679777
RRF SD: 0.0145257, Relative SD: 2.13683
Response type: Internal Std ( Ref 75 ), Area * ( IS Conc. / IS Area )
Curve type: RF

| | # | Name | Type | Std. Conc | RT | Area | IS Area | Response | Conc. | %Dev | Conc. Flag | CoD | CoD Flag | x=excluded |
|---|---|---|---|---|---|---|---|---|---|---|---|---|---|---|
| 1 | 1 | 190728M1_4 | Standard | 12.500 | 4.05 | 22994.963 | 34200.707 | 8.404 | 12.4 | -1.1 | NO | | NO | bb |
| 2 | 2 | 190728M1_5 | Standard | 12.500 | 4.05 | 22236.543 | 31938.324 | 8.703 | 12.8 | 2.4 | NO | | NO | bb |
| 3 | 3 | 190728M1_6 | Standard | 12.500 | 4.05 | 22122.271 | 32746.982 | 8.444 | 12.4 | -0.6 | NO | | NO | bb |
| 4 | 4 | 190728M1_7 | Standard | 12.500 | 4.05 | 23474.295 | 34172.688 | 8.587 | 12.6 | 1.1 | NO | | NO | bb |
| 5 | 5 | 190728M1_8 | Standard | 12.500 | 4.05 | 22726.066 | 34024.000 | 8.349 | 12.3 | -1.7 | NO | | NO | bb |
| 6 | 6 | 190728M1_9 | Standard | 12.500 | 4.05 | 22409.762 | 34227.535 | 8.184 | 12.0 | -3.7 | NO | | NO | bb |
| 7 | 7 | 190728M1_10 | Standard | 12.500 | 4.05 | 22712.236 | 32689.480 | 8.685 | 12.8 | 2.2 | NO | | NO | bb |
| 8 | 8 | 190728M1_11 | Standard | 12.500 | 4.05 | 21154.102 | 31280.986 | 8.453 | 12.4 | -0.5 | NO | | NO | bb |
| 9 | 9 | 190728M1_12 | Standard | 12.500 | 4.05 | 18470.006 | 26356.115 | 8.760 | 12.9 | 3.1 | NO | | NO | bb |
| 10 | 10 | 190728M1_13 | Standard | 12.500 | 4.05 | 14771.558 | 21975.049 | 8.402 | 12.4 | -1.1 | NO | | NO | bb |

Dataset: F:\Projects\PFAS.PRO\Results\190728M1\190728M1-CRV.qld

Last Altered: Sunday, July 28, 2019 19:51:35 Pacific Daylight Time
Printed: Sunday, July 28, 2019 19:51:58 Pacific Daylight Time

**Compound name: 13C8-PFOS**
Response Factor: 0.974763
RRF SD: 0.044264, Relative SD: 4.541
Response type: Internal Std ( Ref 77 ), Area * ( IS Conc. / IS Area )
Curve type: RF

| | # | Name | Type | Std. Conc | RT | Area | IS Area | Response | Conc. | %Dev | Conc. Flag | CoD | CoD Flag | x=excluded |
|---|---|---|---|---|---|---|---|---|---|---|---|---|---|---|
| 1 | 1 | 190728M1_4 | Standard | 12.500 | 4.59 | 4173.769 | 4416.154 | 11.814 | 12.1 | -3.0 | NO | | NO | bb |
| 2 | 2 | 190728M1_5 | Standard | 12.500 | 4.59 | 4015.332 | 4173.605 | 12.026 | 12.3 | -1.3 | NO | | NO | bb |
| 3 | 3 | 190728M1_6 | Standard | 12.500 | 4.59 | 4156.214 | 4400.991 | 11.805 | 12.1 | -3.1 | NO | | NO | bb |
| 4 | 4 | 190728M1_7 | Standard | 12.500 | 4.60 | 4301.655 | 4333.873 | 12.407 | 12.7 | 1.8 | NO | | NO | bb |
| 5 | 5 | 190728M1_8 | Standard | 12.500 | 4.59 | 4496.762 | 4130.122 | 13.610 | 14.0 | 11.7 | NO | | NO | bb |
| 6 | 6 | 190728M1_9 | Standard | 12.500 | 4.59 | 4349.828 | 4458.009 | 12.197 | 12.5 | 0.1 | NO | | NO | bb |
| 7 | 7 | 190728M1_10 | Standard | 12.500 | 4.59 | 4201.052 | 4245.788 | 12.368 | 12.7 | 1.5 | NO | | NO | bb |
| 8 | 8 | 190728M1_11 | Standard | 12.500 | 4.60 | 4083.566 | 4349.032 | 11.737 | 12.0 | -3.7 | NO | | NO | bb |
| 9 | 9 | 190728M1_12 | Standard | 12.500 | 4.59 | 3779.765 | 3928.000 | 12.028 | 12.3 | -1.3 | NO | | NO | bb |
| 10 | 10 | 190728M1_13 | Standard | 12.500 | 4.59 | 3282.607 | 3461.582 | 11.854 | 12.2 | -2.7 | NO | | NO | MM |

**Compound name: 13C2-PFDA**
Response Factor: 0.82434
RRF SD: 0.0296119, Relative SD: 3.59219
Response type: Internal Std ( Ref 78 ), Area * ( IS Conc. / IS Area )
Curve type: RF

| | # | Name | Type | Std. Conc | RT | Area | IS Area | Response | Conc. | %Dev | Conc. Flag | CoD | CoD Flag | x=excluded |
|---|---|---|---|---|---|---|---|---|---|---|---|---|---|---|
| 1 | 1 | 190728M1_4 | Standard | 12.500 | 4.89 | 25886.045 | 32824.520 | 9.858 | 12.0 | -4.3 | NO | | NO | bb |
| 2 | 2 | 190728M1_5 | Standard | 12.500 | 4.89 | 24626.148 | 29983.930 | 10.266 | 12.5 | -0.4 | NO | | NO | bb |
| 3 | 3 | 190728M1_6 | Standard | 12.500 | 4.89 | 26119.930 | 31900.506 | 10.235 | 12.4 | -0.7 | NO | | NO | bb |
| 4 | 4 | 190728M1_7 | Standard | 12.500 | 4.89 | 26492.463 | 30055.463 | 11.018 | 13.4 | 6.9 | NO | | NO | bb |
| 5 | 5 | 190728M1_8 | Standard | 12.500 | 4.89 | 25881.555 | 30464.521 | 10.620 | 12.9 | 3.1 | NO | | NO | bb |
| 6 | 6 | 190728M1_9 | Standard | 12.500 | 4.89 | 26667.648 | 32292.252 | 10.323 | 12.5 | 0.2 | NO | | NO | bb |
| 7 | 7 | 190728M1_10 | Standard | 12.500 | 4.89 | 25961.756 | 31240.355 | 10.388 | 12.6 | 0.8 | NO | | NO | bb |
| 8 | 8 | 190728M1_11 | Standard | 12.500 | 4.89 | 22629.803 | 29259.262 | 9.668 | 11.7 | -6.2 | NO | | NO | bb |
| 9 | 9 | 190728M1_12 | Standard | 12.500 | 4.89 | 21876.102 | 26344.637 | 10.380 | 12.6 | 0.7 | NO | | NO | bb |
| 10 | 10 | 190728M1_13 | Standard | 12.500 | 4.89 | 18506.416 | 22486.645 | 10.287 | 12.5 | -0.2 | NO | | NO | bb |

Dataset: F:\Projects\PFAS.PRO\Results\190728M1\190728M1-CRV.qld

Last Altered: Sunday, July 28, 2019 19:51:35 Pacific Daylight Time
Printed: Sunday, July 28, 2019 19:51:58 Pacific Daylight Time

**Compound name: 13C2-8:2 FTS**
Response Factor: 0.562113
RRF SD: 0.0448594, Relative SD: 7.98049
Response type: Internal Std ( Ref 77 ), Area * ( IS Conc. / IS Area )
Curve type: RF

| | # | Name | Type | Std. Conc | RT | Area | IS Area | Response | Conc. | %Dev | Conc. Flag | CoD | CoD Flag | x=excluded |
|---|---|---|---|---|---|---|---|---|---|---|---|---|---|---|
| 1 | 1 | 190728M1_4 | Standard | 12.500 | 4.86 | 2646.026 | 4416.154 | 7.490 | 13.3 | 6.6 | NO | | NO | bb |
| 2 | 2 | 190728M1_5 | Standard | 12.500 | 4.86 | 2498.070 | 4173.605 | 7.482 | 13.3 | 6.5 | NO | | NO | bb |
| 3 | 3 | 190728M1_6 | Standard | 12.500 | 4.86 | 2544.062 | 4400.991 | 7.226 | 12.9 | 2.8 | NO | | NO | bb |
| 4 | 4 | 190728M1_7 | Standard | 12.500 | 4.86 | 2768.545 | 4333.873 | 7.985 | 14.2 | 13.6 | NO | | NO | bb |
| 5 | 5 | 190728M1_8 | Standard | 12.500 | 4.86 | 2400.615 | 4130.122 | 7.266 | 12.9 | 3.4 | NO | | NO | bb |
| 6 | 6 | 190728M1_9 | Standard | 12.500 | 4.86 | 2458.214 | 4458.009 | 6.893 | 12.3 | -1.9 | NO | | NO | bb |
| 7 | 7 | 190728M1_10 | Standard | 12.500 | 4.85 | 2313.478 | 4245.788 | 6.811 | 12.1 | -3.1 | NO | | NO | bb |
| 8 | 8 | 190728M1_11 | Standard | 12.500 | 4.86 | 2170.024 | 4349.032 | 6.237 | 11.1 | -11.2 | NO | | NO | bb |
| 9 | 9 | 190728M1_12 | Standard | 12.500 | 4.86 | 2046.559 | 3928.000 | 6.513 | 11.6 | -7.3 | NO | | NO | bb |
| 10 | 10 | 190728M1_13 | Standard | 12.500 | 4.86 | 1761.977 | 3461.582 | 6.363 | 11.3 | -9.4 | NO | | NO | bb |

**Compound name: d3-N-MeFOSAA**
Response Factor: 0.179152
RRF SD: 0.0108164, Relative SD: 6.03759
Response type: Internal Std ( Ref 79 ), Area * ( IS Conc. / IS Area )
Curve type: RF

| | # | Name | Type | Std. Conc | RT | Area | IS Area | Response | Conc. | %Dev | Conc. Flag | CoD | CoD Flag | x=excluded |
|---|---|---|---|---|---|---|---|---|---|---|---|---|---|---|
| 1 | 1 | 190728M1_4 | Standard | 12.500 | 5.05 | 6156.675 | 37857.918 | 2.033 | 11.3 | -9.2 | NO | | NO | bb |
| 2 | 2 | 190728M1_5 | Standard | 12.500 | 5.05 | 6143.061 | 34751.539 | 2.210 | 12.3 | -1.3 | NO | | NO | bb |
| 3 | 3 | 190728M1_6 | Standard | 12.500 | 5.05 | 6470.942 | 37229.582 | 2.173 | 12.1 | -3.0 | NO | | NO | bb |
| 4 | 4 | 190728M1_7 | Standard | 12.500 | 5.05 | 7072.330 | 37984.398 | 2.327 | 13.0 | 3.9 | NO | | NO | bb |
| 5 | 5 | 190728M1_8 | Standard | 12.500 | 5.05 | 6297.553 | 36563.523 | 2.153 | 12.0 | -3.9 | NO | | NO | bb |
| 6 | 6 | 190728M1_9 | Standard | 12.500 | 5.05 | 6821.875 | 36859.945 | 2.313 | 12.9 | 3.3 | NO | | NO | bb |
| 7 | 7 | 190728M1_10 | Standard | 12.500 | 5.05 | 6149.103 | 37047.590 | 2.075 | 11.6 | -7.4 | NO | | NO | bb |
| 8 | 8 | 190728M1_11 | Standard | 12.500 | 5.05 | 6499.222 | 35626.707 | 2.280 | 12.7 | 1.8 | NO | | NO | bb |
| 9 | 9 | 190728M1_12 | Standard | 12.500 | 5.05 | 5710.100 | 30201.582 | 2.363 | 13.2 | 5.5 | NO | | NO | bb |
| 10 | 10 | 190728M1_13 | Standard | 12.500 | 5.05 | 4994.337 | 25308.838 | 2.467 | 13.8 | 10.2 | NO | | NO | bb |

Dataset: F:\Projects\PFAS.PRO\Results\190728M1\190728M1-CRV.qld

Last Altered: Sunday, July 28, 2019 19:51:35 Pacific Daylight Time
Printed: Sunday, July 28, 2019 19:51:58 Pacific Daylight Time

**Compound name: 13C2-PFUdA**
Response Factor: 0.89107
RRF SD: 0.0281961, Relative SD: 3.1643
Response type: Internal Std ( Ref 79 ), Area * ( IS Conc. / IS Area )
Curve type: RF

| | # | Name | Type | Std. Conc | RT | Area | IS Area | Response | Conc. | %Dev | Conc. Flag | CoD | CoD Flag | x=excluded |
|---|---|---|---|---|---|---|---|---|---|---|---|---|---|---|
| 1 | 1 | 190728M1_4 | Standard | 12.500 | 5.23 | 33348.730 | 37857.918 | 11.011 | 12.4 | -1.1 | NO | | NO | bb |
| 2 | 2 | 190728M1_5 | Standard | 12.500 | 5.23 | 31596.668 | 34751.539 | 11.365 | 12.8 | 2.0 | NO | | NO | bb |
| 3 | 3 | 190728M1_6 | Standard | 12.500 | 5.23 | 32985.176 | 37229.582 | 11.075 | 12.4 | -0.6 | NO | | NO | bb |
| 4 | 4 | 190728M1_7 | Standard | 12.500 | 5.23 | 34561.063 | 37984.398 | 11.373 | 12.8 | 2.1 | NO | | NO | bb |
| 5 | 5 | 190728M1_8 | Standard | 12.500 | 5.23 | 32948.953 | 36563.523 | 11.264 | 12.6 | 1.1 | NO | | NO | bb |
| 6 | 6 | 190728M1_9 | Standard | 12.500 | 5.23 | 33309.789 | 36859.945 | 11.296 | 12.7 | 1.4 | NO | | NO | bb |
| 7 | 7 | 190728M1_10 | Standard | 12.500 | 5.23 | 30938.773 | 37047.590 | 10.439 | 11.7 | -6.3 | NO | | NO | bb |
| 8 | 8 | 190728M1_11 | Standard | 12.500 | 5.23 | 31398.598 | 35626.707 | 11.017 | 12.4 | -1.1 | NO | | NO | bb |
| 9 | 9 | 190728M1_12 | Standard | 12.500 | 5.23 | 26138.838 | 30201.582 | 10.818 | 12.1 | -2.9 | NO | | NO | bb |
| 10 | 10 | 190728M1_13 | Standard | 12.500 | 5.23 | 23739.230 | 25308.838 | 11.725 | 13.2 | 5.3 | NO | | NO | bb |

**Compound name: d5-N-EtFOSAA**
Response Factor: 0.221936
RRF SD: 0.0113551, Relative SD: 5.11641
Response type: Internal Std ( Ref 79 ), Area * ( IS Conc. / IS Area )
Curve type: RF

| | # | Name | Type | Std. Conc | RT | Area | IS Area | Response | Conc. | %Dev | Conc. Flag | CoD | CoD Flag | x=excluded |
|---|---|---|---|---|---|---|---|---|---|---|---|---|---|---|
| 1 | 1 | 190728M1_4 | Standard | 12.500 | 5.21 | 8675.089 | 37857.918 | 2.864 | 12.9 | 3.3 | NO | | NO | bb |
| 2 | 2 | 190728M1_5 | Standard | 12.500 | 5.21 | 7822.467 | 34751.539 | 2.814 | 12.7 | 1.4 | NO | | NO | bb |
| 3 | 3 | 190728M1_6 | Standard | 12.500 | 5.21 | 8748.603 | 37229.582 | 2.937 | 13.2 | 5.9 | NO | | NO | bb |
| 4 | 4 | 190728M1_7 | Standard | 12.500 | 5.21 | 8683.477 | 37984.398 | 2.858 | 12.9 | 3.0 | NO | | NO | bb |
| 5 | 5 | 190728M1_8 | Standard | 12.500 | 5.21 | 8587.641 | 36563.523 | 2.936 | 13.2 | 5.8 | NO | | NO | bb |
| 6 | 6 | 190728M1_9 | Standard | 12.500 | 5.21 | 8454.503 | 36859.945 | 2.867 | 12.9 | 3.3 | NO | | NO | bb |
| 7 | 7 | 190728M1_10 | Standard | 12.500 | 5.21 | 7709.217 | 37047.590 | 2.601 | 11.7 | -6.2 | NO | | NO | bb |
| 8 | 8 | 190728M1_11 | Standard | 12.500 | 5.21 | 7485.527 | 35626.707 | 2.626 | 11.8 | -5.3 | NO | | NO | bb |
| 9 | 9 | 190728M1_12 | Standard | 12.500 | 5.21 | 6428.668 | 30201.582 | 2.661 | 12.0 | -4.1 | NO | | NO | bb |
| 10 | 10 | 190728M1_13 | Standard | 12.500 | 5.21 | 5219.150 | 25308.838 | 2.578 | 11.6 | -7.1 | NO | | NO | bb |

Dataset: F:\Projects\PFAS.PRO\Results\190728M1\190728M1-CRV.qld

Last Altered: Sunday, July 28, 2019 19:51:35 Pacific Daylight Time
Printed: Sunday, July 28, 2019 19:51:58 Pacific Daylight Time

**Compound name: 13C2-PFDoA**
Response Factor: 1.044
RRF SD: 0.083208, Relative SD: 7.97013
Response type: Internal Std ( Ref 78 ), Area * ( IS Conc. / IS Area )
Curve type: RF

| | # | Name | Type | Std. Conc | RT | Area | IS Area | Response | Conc. | %Dev | Conc. Flag | CoD | CoD Flag | x=excluded |
|---|---|---|---|---|---|---|---|---|---|---|---|---|---|---|
| 1 | 1 | 190728M1_4 | Standard | 12.500 | 5.52 | 31049.766 | 32824.520 | 11.824 | 11.3 | -9.4 | NO | | NO | bb |
| 2 | 2 | 190728M1_5 | Standard | 12.500 | 5.52 | 29916.670 | 29983.930 | 12.472 | 11.9 | -4.4 | NO | | NO | bb |
| 3 | 3 | 190728M1_6 | Standard | 12.500 | 5.52 | 30879.104 | 31900.506 | 12.100 | 11.6 | -7.3 | NO | | NO | bb |
| 4 | 4 | 190728M1_7 | Standard | 12.500 | 5.52 | 31528.670 | 30055.463 | 13.113 | 12.6 | 0.5 | NO | | NO | bb |
| 5 | 5 | 190728M1_8 | Standard | 12.500 | 5.52 | 31086.613 | 30464.521 | 12.755 | 12.2 | -2.3 | NO | | NO | bb |
| 6 | 6 | 190728M1_9 | Standard | 12.500 | 5.52 | 32573.092 | 32292.252 | 12.609 | 12.1 | -3.4 | NO | | NO | bb |
| 7 | 7 | 190728M1_10 | Standard | 12.500 | 5.52 | 32006.357 | 31240.355 | 12.806 | 12.3 | -1.9 | NO | | NO | bb |
| 8 | 8 | 190728M1_11 | Standard | 12.500 | 5.53 | 31149.150 | 29259.262 | 13.307 | 12.7 | 2.0 | NO | | NO | bb |
| 9 | 9 | 190728M1_12 | Standard | 12.500 | 5.52 | 29801.533 | 26344.637 | 14.140 | 13.5 | 8.4 | NO | | NO | bb |
| 10 | 10 | 190728M1_13 | Standard | 12.500 | 5.52 | 27655.164 | 22486.645 | 15.373 | 14.7 | 17.8 | NO | | NO | bb |

**Compound name: d3-N-MeFOSA**
Response Factor: 0.0394454
RRF SD: 0.0051618, Relative SD: 13.0859
Response type: Internal Std ( Ref 79 ), Area * ( IS Conc. / IS Area )
Curve type: RF

| | # | Name | Type | Std. Conc | RT | Area | IS Area | Response | Conc. | %Dev | Conc. Flag | CoD | CoD Flag | x=excluded |
|---|---|---|---|---|---|---|---|---|---|---|---|---|---|---|
| 1 | 1 | 190728M1_4 | Standard | 150.000 | 5.70 | 15537.523 | 37857.918 | 5.130 | 130.1 | -13.3 | NO | | NO | bb |
| 2 | 2 | 190728M1_5 | Standard | 150.000 | 5.71 | 15072.089 | 34751.539 | 5.421 | 137.4 | -8.4 | NO | | NO | bb |
| 3 | 3 | 190728M1_6 | Standard | 150.000 | 5.71 | 16370.635 | 37229.582 | 5.497 | 139.3 | -7.1 | NO | | NO | bb |
| 4 | 4 | 190728M1_7 | Standard | 150.000 | 5.71 | 16998.680 | 37984.398 | 5.594 | 141.8 | -5.5 | NO | | NO | bb |
| 5 | 5 | 190728M1_8 | Standard | 150.000 | 5.70 | 16712.180 | 36563.523 | 5.713 | 144.8 | -3.4 | NO | | NO | bb |
| 6 | 6 | 190728M1_9 | Standard | 150.000 | 5.70 | 16961.658 | 36859.945 | 5.752 | 145.8 | -2.8 | NO | | NO | bb |
| 7 | 7 | 190728M1_10 | Standard | 150.000 | 5.70 | 16698.338 | 37047.590 | 5.634 | 142.8 | -4.8 | NO | | NO | bb |
| 8 | 8 | 190728M1_11 | Standard | 150.000 | 5.71 | 16779.004 | 35626.707 | 5.887 | 149.2 | -0.5 | NO | | NO | bb |
| 9 | 9 | 190728M1_12 | Standard | 150.000 | 5.71 | 16430.730 | 30201.582 | 6.800 | 172.4 | 14.9 | NO | | NO | bb |
| 10 | 10 | 190728M1_13 | Standard | 150.000 | 5.70 | 15669.132 | 25308.838 | 7.739 | 196.2 | 30.8 | NO | | NO | bb |

Dataset: F:\Projects\PFAS.PRO\Results\190728M1\190728M1-CRV.qld

Last Altered: Sunday, July 28, 2019 19:51:35 Pacific Daylight Time
Printed: Sunday, July 28, 2019 19:51:58 Pacific Daylight Time

**Compound name: 13C2-PFTeDA**
Response Factor: 0.635349
RRF SD: 0.047838, Relative SD: 7.5294
Response type: Internal Std ( Ref 79 ), Area * ( IS Conc. / IS Area )
Curve type: RF

| | # | Name | Type | Std. Conc | RT | Area | IS Area | Response | Conc. | %Dev | Conc. Flag | CoD | CoD Flag | x=excluded |
|---|---|---|---|---|---|---|---|---|---|---|---|---|---|---|
| 1 | 1 | 190728M1_4 | Standard | 12.500 | 6.00 | 21905.791 | 37857.918 | 7.233 | 11.4 | -8.9 | NO | | NO | bb |
| 2 | 2 | 190728M1_5 | Standard | 12.500 | 6.01 | 21204.717 | 34751.539 | 7.627 | 12.0 | -4.0 | NO | | NO | bb |
| 3 | 3 | 190728M1_6 | Standard | 12.500 | 6.01 | 22885.816 | 37229.582 | 7.684 | 12.1 | -3.2 | NO | | NO | bb |
| 4 | 4 | 190728M1_7 | Standard | 12.500 | 6.01 | 23444.639 | 37984.398 | 7.715 | 12.1 | -2.9 | NO | | NO | bb |
| 5 | 5 | 190728M1_8 | Standard | 12.500 | 6.00 | 22518.459 | 36563.523 | 7.698 | 12.1 | -3.1 | NO | | NO | bb |
| 6 | 6 | 190728M1_9 | Standard | 12.500 | 6.00 | 23283.268 | 36859.945 | 7.896 | 12.4 | -0.6 | NO | | NO | bb |
| 7 | 7 | 190728M1_10 | Standard | 12.500 | 6.00 | 23662.514 | 37047.590 | 7.984 | 12.6 | 0.5 | NO | | NO | bb |
| 8 | 8 | 190728M1_11 | Standard | 12.500 | 6.01 | 22056.266 | 35626.707 | 7.739 | 12.2 | -2.6 | NO | | NO | bb |
| 9 | 9 | 190728M1_12 | Standard | 12.500 | 6.01 | 20376.383 | 30201.582 | 8.433 | 13.3 | 6.2 | NO | | NO | bb |
| 10 | 10 | 190728M1_13 | Standard | 12.500 | 6.00 | 19050.520 | 25308.838 | 9.409 | 14.8 | 18.5 | NO | | NO | bb |

**Compound name: d5-N-ETFOSA**
Response Factor: 0.0458941
RRF SD: 0.00291017, Relative SD: 6.34106
Response type: Internal Std ( Ref 79 ), Area * ( IS Conc. / IS Area )
Curve type: RF

| | # | Name | Type | Std. Conc | RT | Area | IS Area | Response | Conc. | %Dev | Conc. Flag | CoD | CoD Flag | x=excluded |
|---|---|---|---|---|---|---|---|---|---|---|---|---|---|---|
| 1 | 1 | 190728M1_4 | Standard | 150.000 | 6.15 | 19209.691 | 37857.918 | 6.343 | 138.2 | -7.9 | NO | | NO | bb |
| 2 | 2 | 190728M1_5 | Standard | 150.000 | 6.15 | 18365.283 | 34751.539 | 6.606 | 143.9 | -4.0 | NO | | NO | bb |
| 3 | 3 | 190728M1_6 | Standard | 150.000 | 6.15 | 19640.598 | 37229.582 | 6.594 | 143.7 | -4.2 | NO | | NO | bb |
| 4 | 4 | 190728M1_7 | Standard | 150.000 | 6.16 | 20247.580 | 37984.398 | 6.663 | 145.2 | -3.2 | NO | | NO | bb |
| 5 | 5 | 190728M1_8 | Standard | 150.000 | 6.15 | 20014.461 | 36563.523 | 6.842 | 149.1 | -0.6 | NO | | NO | bb |
| 6 | 6 | 190728M1_9 | Standard | 150.000 | 6.15 | 20952.096 | 36859.945 | 7.105 | 154.8 | 3.2 | NO | | NO | bb |
| 7 | 7 | 190728M1_10 | Standard | 150.000 | 6.15 | 19813.127 | 37047.590 | 6.685 | 145.7 | -2.9 | NO | | NO | bb |
| 8 | 8 | 190728M1_11 | Standard | 150.000 | 6.15 | 19387.146 | 35626.707 | 6.802 | 148.2 | -1.2 | NO | | NO | bb |
| 9 | 9 | 190728M1_12 | Standard | 150.000 | 6.16 | 17851.227 | 30201.582 | 7.388 | 161.0 | 7.3 | NO | | NO | bb |
| 10 | 10 | 190728M1_13 | Standard | 150.000 | 6.16 | 15816.403 | 25308.838 | 7.812 | 170.2 | 13.5 | NO | | NO | bb |

Dataset: F:\Projects\PFAS.PRO\Results\190728M1\190728M1-CRV.qld

Last Altered: Sunday, July 28, 2019 19:51:35 Pacific Daylight Time
Printed: Sunday, July 28, 2019 19:51:58 Pacific Daylight Time

**Compound name: 13C2-PFHxDA**
Response Factor: 0.801301
RRF SD: 0.102164, Relative SD: 12.7497
Response type: Internal Std ( Ref 79 ), Area * ( IS Conc. / IS Area )
Curve type: RF

| | # | Name | Type | Std. Conc | RT | Area | IS Area | Response | Conc. | %Dev | Conc. Flag | CoD | CoD Flag | x=excluded |
|---|---|---|---|---|---|---|---|---|---|---|---|---|---|---|
| 1 | 1 | 190728M1_4 | Standard | 5.000 | 6.37 | 10841.256 | 37857.918 | 3.580 | 4.5 | -10.7 | NO | | NO | bb |
| 2 | 2 | 190728M1_5 | Standard | 5.000 | 6.37 | 10497.078 | 34751.539 | 3.776 | 4.7 | -5.8 | NO | | NO | bb |
| 3 | 3 | 190728M1_6 | Standard | 5.000 | 6.37 | 11461.589 | 37229.582 | 3.848 | 4.8 | -3.9 | NO | | NO | bb |
| 4 | 4 | 190728M1_7 | Standard | 5.000 | 6.37 | 11215.092 | 37984.398 | 3.691 | 4.6 | -7.9 | NO | | NO | bb |
| 5 | 5 | 190728M1_8 | Standard | 5.000 | 6.37 | 10755.463 | 36563.523 | 3.677 | 4.6 | -8.2 | NO | | NO | bb |
| 6 | 6 | 190728M1_9 | Standard | 5.000 | 6.37 | 11191.087 | 36859.945 | 3.795 | 4.7 | -5.3 | NO | | NO | bb |
| 7 | 7 | 190728M1_10 | Standard | 5.000 | 6.37 | 11312.037 | 37047.590 | 3.817 | 4.8 | -4.7 | NO | | NO | bb |
| 8 | 8 | 190728M1_11 | Standard | 5.000 | 6.37 | 11521.690 | 35626.707 | 4.043 | 5.0 | 0.9 | NO | | NO | bb |
| 9 | 9 | 190728M1_12 | Standard | 5.000 | 6.37 | 11271.132 | 30201.582 | 4.665 | 5.8 | 16.4 | NO | | NO | bb |
| 10 | 10 | 190728M1_13 | Standard | 5.000 | 6.37 | 10476.670 | 25308.838 | 5.174 | 6.5 | 29.2 | NO | | NO | bb |

**Compound name: d7-N-MeFOSE**
Response Factor: 0.0346202
RRF SD: 0.0052746, Relative SD: 15.2356
Response type: Internal Std ( Ref 79 ), Area * ( IS Conc. / IS Area )
Curve type: RF

| | # | Name | Type | Std. Conc | RT | Area | IS Area | Response | Conc. | %Dev | Conc. Flag | CoD | CoD Flag | x=excluded |
|---|---|---|---|---|---|---|---|---|---|---|---|---|---|---|
| 1 | 1 | 190728M1_4 | Standard | 150.000 | 6.34 | 13711.738 | 37857.918 | 4.527 | 130.8 | -12.8 | NO | | NO | bb |
| 2 | 2 | 190728M1_5 | Standard | 150.000 | 6.34 | 13150.193 | 34751.539 | 4.730 | 136.6 | -8.9 | NO | | NO | bb |
| 3 | 3 | 190728M1_6 | Standard | 150.000 | 6.34 | 14181.722 | 37229.582 | 4.762 | 137.5 | -8.3 | NO | | NO | bb |
| 4 | 4 | 190728M1_7 | Standard | 150.000 | 6.34 | 15051.109 | 37984.398 | 4.953 | 143.1 | -4.6 | NO | | NO | bb |
| 5 | 5 | 190728M1_8 | Standard | 150.000 | 6.34 | 14121.464 | 36563.523 | 4.828 | 139.4 | -7.0 | NO | | NO | bb |
| 6 | 6 | 190728M1_9 | Standard | 150.000 | 6.34 | 14613.526 | 36859.945 | 4.956 | 143.1 | -4.6 | NO | | NO | bb |
| 7 | 7 | 190728M1_10 | Standard | 150.000 | 6.34 | 14411.125 | 37047.590 | 4.862 | 140.4 | -6.4 | NO | | NO | bb |
| 8 | 8 | 190728M1_11 | Standard | 150.000 | 6.34 | 15007.402 | 35626.707 | 5.266 | 152.1 | 1.4 | NO | | NO | bb |
| 9 | 9 | 190728M1_12 | Standard | 150.000 | 6.34 | 14151.327 | 30201.582 | 5.857 | 169.2 | 12.8 | NO | | NO | bb |
| 10 | 10 | 190728M1_13 | Standard | 150.000 | 6.34 | 14557.408 | 25308.838 | 7.190 | 207.7 | 38.5 | NO | | NO | bb |

Dataset: F:\Projects\PFAS.PRO\Results\190728M1\190728M1-CRV.qld

Last Altered: Sunday, July 28, 2019 19:51:35 Pacific Daylight Time
Printed: Sunday, July 28, 2019 19:51:58 Pacific Daylight Time

**Compound name: d9-N-EtFOSE**
Response Factor: 0.0355895
RRF SD: 0.00464885, Relative SD: 13.0624
Response type: Internal Std ( Ref 79 ), Area * ( IS Conc. / IS Area )
Curve type: RF

| | # | Name | Type | Std. Conc | RT | Area | IS Area | Response | Conc. | %Dev | Conc. Flag | CoD | CoD Flag | x=excluded |
|---|---|---|---|---|---|---|---|---|---|---|---|---|---|---|
| 1 | 1 | 190728M1_4 | Standard | 150.000 | 6.49 | 13919.844 | 37857.918 | 4.596 | 129.1 | -13.9 | NO | | NO | bb |
| 2 | 2 | 190728M1_5 | Standard | 150.000 | 6.49 | 13803.022 | 34751.539 | 4.965 | 139.5 | -7.0 | NO | | NO | bb |
| 3 | 3 | 190728M1_6 | Standard | 150.000 | 6.49 | 14905.282 | 37229.582 | 5.005 | 140.6 | -6.3 | NO | | NO | bb |
| 4 | 4 | 190728M1_7 | Standard | 150.000 | 6.49 | 15371.287 | 37984.398 | 5.058 | 142.1 | -5.2 | NO | | NO | bb |
| 5 | 5 | 190728M1_8 | Standard | 150.000 | 6.49 | 14798.599 | 36563.523 | 5.059 | 142.2 | -5.2 | NO | | NO | bb |
| 6 | 6 | 190728M1_9 | Standard | 150.000 | 6.49 | 15202.418 | 36859.945 | 5.155 | 144.9 | -3.4 | NO | | NO | bb |
| 7 | 7 | 190728M1_10 | Standard | 150.000 | 6.49 | 14974.384 | 37047.590 | 5.052 | 142.0 | -5.4 | NO | | NO | bb |
| 8 | 8 | 190728M1_11 | Standard | 150.000 | 6.49 | 15533.570 | 35626.707 | 5.450 | 153.1 | 2.1 | NO | | NO | bb |
| 9 | 9 | 190728M1_12 | Standard | 150.000 | 6.49 | 14560.312 | 30201.582 | 6.026 | 169.3 | 12.9 | NO | | NO | bb |
| 10 | 10 | 190728M1_13 | Standard | 150.000 | 6.49 | 14207.002 | 25308.838 | 7.017 | 197.2 | 31.4 | NO | | NO | bb |

**Compound name: 13C4-PFBA**
Response Factor: 1
RRF SD: 0, Relative SD: 0
Response type: Internal Std ( Ref 72 ), Area * ( IS Conc. / IS Area )
Curve type: RF

| | # | Name | Type | Std. Conc | RT | Area | IS Area | Response | Conc. | %Dev | Conc. Flag | CoD | CoD Flag | x=excluded |
|---|---|---|---|---|---|---|---|---|---|---|---|---|---|---|
| 1 | 1 | 190728M1_4 | Standard | 12.500 | 1.08 | 13432.803 | 13432.803 | 12.500 | 12.5 | 0.0 | NO | | NO | bb |
| 2 | 2 | 190728M1_5 | Standard | 12.500 | 1.08 | 13495.418 | 13495.418 | 12.500 | 12.5 | 0.0 | NO | | NO | MM |
| 3 | 3 | 190728M1_6 | Standard | 12.500 | 1.08 | 13441.498 | 13441.498 | 12.500 | 12.5 | 0.0 | NO | | NO | MM |
| 4 | 4 | 190728M1_7 | Standard | 12.500 | 1.08 | 13470.026 | 13470.026 | 12.500 | 12.5 | 0.0 | NO | | NO | MM |
| 5 | 5 | 190728M1_8 | Standard | 12.500 | 1.09 | 13227.563 | 13227.563 | 12.500 | 12.5 | 0.0 | NO | | NO | MM |
| 6 | 6 | 190728M1_9 | Standard | 12.500 | 1.08 | 12973.298 | 12973.298 | 12.500 | 12.5 | 0.0 | NO | | NO | bb |
| 7 | 7 | 190728M1_10 | Standard | 12.500 | 1.08 | 13607.736 | 13607.736 | 12.500 | 12.5 | 0.0 | NO | | NO | MM |
| 8 | 8 | 190728M1_11 | Standard | 12.500 | 1.09 | 13172.267 | 13172.267 | 12.500 | 12.5 | 0.0 | NO | | NO | bb |
| 9 | 9 | 190728M1_12 | Standard | 12.500 | 1.08 | 12607.475 | 12607.475 | 12.500 | 12.5 | 0.0 | NO | | NO | bb |
| 10 | 10 | 190728M1_13 | Standard | 12.500 | 1.09 | 11417.658 | 11417.658 | 12.500 | 12.5 | 0.0 | NO | | NO | bb |

Dataset: F:\Projects\PFAS.PRO\Results\190728M1\190728M1-CRV.qld

Last Altered: Sunday, July 28, 2019 19:51:35 Pacific Daylight Time
Printed: Sunday, July 28, 2019 19:51:58 Pacific Daylight Time

**Compound name: 13C5-PFHxA**
Response Factor: 1
RRF SD: 0, Relative SD: 0
Response type: Internal Std ( Ref 73 ), Area * ( IS Conc. / IS Area )
Curve type: RF

| | # | Name | Type | Std. Conc | RT | Area | IS Area | Response | Conc. | %Dev | Conc. Flag | CoD | CoD Flag | x=excluded |
|---|---|---|---|---|---|---|---|---|---|---|---|---|---|---|
| 1 | 1 | 190728M1_4 | Standard | 12.500 | 2.89 | 30370.072 | 30370.072 | 12.500 | 12.5 | 0.0 | NO | | NO | bb |
| 2 | 2 | 190728M1_5 | Standard | 12.500 | 2.89 | 27267.705 | 27267.705 | 12.500 | 12.5 | 0.0 | NO | | NO | bb |
| 3 | 3 | 190728M1_6 | Standard | 12.500 | 2.89 | 28579.416 | 28579.416 | 12.500 | 12.5 | 0.0 | NO | | NO | bb |
| 4 | 4 | 190728M1_7 | Standard | 12.500 | 2.89 | 28691.830 | 28691.830 | 12.500 | 12.5 | 0.0 | NO | | NO | bb |
| 5 | 5 | 190728M1_8 | Standard | 12.500 | 2.89 | 28276.365 | 28276.365 | 12.500 | 12.5 | 0.0 | NO | | NO | bb |
| 6 | 6 | 190728M1_9 | Standard | 12.500 | 2.89 | 28706.799 | 28706.799 | 12.500 | 12.5 | 0.0 | NO | | NO | bb |
| 7 | 7 | 190728M1_10 | Standard | 12.500 | 2.89 | 28404.080 | 28404.080 | 12.500 | 12.5 | 0.0 | NO | | NO | bb |
| 8 | 8 | 190728M1_11 | Standard | 12.500 | 2.89 | 27871.434 | 27871.434 | 12.500 | 12.5 | 0.0 | NO | | NO | bb |
| 9 | 9 | 190728M1_12 | Standard | 12.500 | 2.89 | 24421.102 | 24421.102 | 12.500 | 12.5 | 0.0 | NO | | NO | bb |
| 10 | 10 | 190728M1_13 | Standard | 12.500 | 2.89 | 21358.656 | 21358.656 | 12.500 | 12.5 | 0.0 | NO | | NO | bb |

**Compound name: 18O2-PFHxS**
Response Factor: 1
RRF SD: 0, Relative SD: 0
Response type: Internal Std ( Ref 74 ), Area * ( IS Conc. / IS Area )
Curve type: RF

| | # | Name | Type | Std. Conc | RT | Area | IS Area | Response | Conc. | %Dev | Conc. Flag | CoD | CoD Flag | x=excluded |
|---|---|---|---|---|---|---|---|---|---|---|---|---|---|---|
| 1 | 1 | 190728M1_4 | Standard | 12.500 | 3.67 | 1682.950 | 1682.950 | 12.500 | 12.5 | 0.0 | NO | | NO | bb |
| 2 | 2 | 190728M1_5 | Standard | 12.500 | 3.67 | 1558.897 | 1558.897 | 12.500 | 12.5 | 0.0 | NO | | NO | bb |
| 3 | 3 | 190728M1_6 | Standard | 12.500 | 3.67 | 1739.257 | 1739.257 | 12.500 | 12.5 | 0.0 | NO | | NO | bb |
| 4 | 4 | 190728M1_7 | Standard | 12.500 | 3.67 | 1707.363 | 1707.363 | 12.500 | 12.5 | 0.0 | NO | | NO | bb |
| 5 | 5 | 190728M1_8 | Standard | 12.500 | 3.67 | 1735.800 | 1735.800 | 12.500 | 12.5 | 0.0 | NO | | NO | bb |
| 6 | 6 | 190728M1_9 | Standard | 12.500 | 3.67 | 1878.225 | 1878.225 | 12.500 | 12.5 | 0.0 | NO | | NO | bb |
| 7 | 7 | 190728M1_10 | Standard | 12.500 | 3.67 | 1714.100 | 1714.100 | 12.500 | 12.5 | 0.0 | NO | | NO | bb |
| 8 | 8 | 190728M1_11 | Standard | 12.500 | 3.67 | 1636.253 | 1636.253 | 12.500 | 12.5 | 0.0 | NO | | NO | bb |
| 9 | 9 | 190728M1_12 | Standard | 12.500 | 3.67 | 1541.987 | 1541.987 | 12.500 | 12.5 | 0.0 | NO | | NO | bb |
| 10 | 10 | 190728M1_13 | Standard | 12.500 | 3.67 | 1372.501 | 1372.501 | 12.500 | 12.5 | 0.0 | NO | | NO | bb |

Dataset: F:\Projects\PFAS.PRO\Results\190728M1\190728M1-CRV.qld

Last Altered: Sunday, July 28, 2019 19:51:35 Pacific Daylight Time
Printed: Sunday, July 28, 2019 19:51:58 Pacific Daylight Time

**Compound name: 13C8-PFOA**
Response Factor: 1
RRF SD: 0, Relative SD: 0
Response type: Internal Std ( Ref 75 ), Area * ( IS Conc. / IS Area )
Curve type: RF

| | # | Name | Type | Std. Conc | RT | Area | IS Area | Response | Conc. | %Dev | Conc. Flag | CoD | CoD Flag | x=excluded |
|---|---|---|---|---|---|---|---|---|---|---|---|---|---|---|
| 1 | 1 | 190728M1_4 | Standard | 12.500 | 4.05 | 34200.707 | 34200.707 | 12.500 | 12.5 | 0.0 | NO | | NO | bb |
| 2 | 2 | 190728M1_5 | Standard | 12.500 | 4.05 | 31938.324 | 31938.324 | 12.500 | 12.5 | 0.0 | NO | | NO | bb |
| 3 | 3 | 190728M1_6 | Standard | 12.500 | 4.05 | 32746.982 | 32746.982 | 12.500 | 12.5 | 0.0 | NO | | NO | bb |
| 4 | 4 | 190728M1_7 | Standard | 12.500 | 4.05 | 34172.688 | 34172.688 | 12.500 | 12.5 | 0.0 | NO | | NO | bb |
| 5 | 5 | 190728M1_8 | Standard | 12.500 | 4.05 | 34024.000 | 34024.000 | 12.500 | 12.5 | 0.0 | NO | | NO | bb |
| 6 | 6 | 190728M1_9 | Standard | 12.500 | 4.05 | 34227.535 | 34227.535 | 12.500 | 12.5 | 0.0 | NO | | NO | bb |
| 7 | 7 | 190728M1_10 | Standard | 12.500 | 4.05 | 32689.480 | 32689.480 | 12.500 | 12.5 | 0.0 | NO | | NO | bb |
| 8 | 8 | 190728M1_11 | Standard | 12.500 | 4.05 | 31280.986 | 31280.986 | 12.500 | 12.5 | 0.0 | NO | | NO | bb |
| 9 | 9 | 190728M1_12 | Standard | 12.500 | 4.05 | 26356.115 | 26356.115 | 12.500 | 12.5 | 0.0 | NO | | NO | bb |
| 10 | 10 | 190728M1_13 | Standard | 12.500 | 4.05 | 21975.049 | 21975.049 | 12.500 | 12.5 | 0.0 | NO | | NO | bd |

**Compound name: 13C9-PFNA**
Response Factor: 1
RRF SD: 0, Relative SD: 0
Response type: Internal Std ( Ref 76 ), Area * ( IS Conc. / IS Area )
Curve type: RF

| | # | Name | Type | Std. Conc | RT | Area | IS Area | Response | Conc. | %Dev | Conc. Flag | CoD | CoD Flag | x=excluded |
|---|---|---|---|---|---|---|---|---|---|---|---|---|---|---|
| 1 | 1 | 190728M1_4 | Standard | 12.500 | 4.50 | 25771.451 | 25771.451 | 12.500 | 12.5 | 0.0 | NO | | NO | bb |
| 2 | 2 | 190728M1_5 | Standard | 12.500 | 4.50 | 23444.926 | 23444.926 | 12.500 | 12.5 | 0.0 | NO | | NO | bb |
| 3 | 3 | 190728M1_6 | Standard | 12.500 | 4.50 | 25060.934 | 25060.934 | 12.500 | 12.5 | 0.0 | NO | | NO | bb |
| 4 | 4 | 190728M1_7 | Standard | 12.500 | 4.50 | 24676.652 | 24676.652 | 12.500 | 12.5 | 0.0 | NO | | NO | bb |
| 5 | 5 | 190728M1_8 | Standard | 12.500 | 4.50 | 25052.742 | 25052.742 | 12.500 | 12.5 | 0.0 | NO | | NO | bb |
| 6 | 6 | 190728M1_9 | Standard | 12.500 | 4.50 | 25690.422 | 25690.422 | 12.500 | 12.5 | 0.0 | NO | | NO | bb |
| 7 | 7 | 190728M1_10 | Standard | 12.500 | 4.50 | 23029.307 | 23029.307 | 12.500 | 12.5 | 0.0 | NO | | NO | bb |
| 8 | 8 | 190728M1_11 | Standard | 12.500 | 4.50 | 23589.561 | 23589.561 | 12.500 | 12.5 | 0.0 | NO | | NO | bb |
| 9 | 9 | 190728M1_12 | Standard | 12.500 | 4.50 | 20896.285 | 20896.285 | 12.500 | 12.5 | 0.0 | NO | | NO | bb |
| 10 | 10 | 190728M1_13 | Standard | 12.500 | 4.50 | 17982.934 | 17982.934 | 12.500 | 12.5 | 0.0 | NO | | NO | bb |

Dataset: F:\Projects\PFAS.PRO\Results\190728M1\190728M1-CRV.qld

Last Altered: Sunday, July 28, 2019 19:51:35 Pacific Daylight Time
Printed: Sunday, July 28, 2019 19:51:58 Pacific Daylight Time

**Compound name: 13C4-PFOS**
Response Factor: 1
RRF SD: 0, Relative SD: 0
Response type: Internal Std ( Ref 77 ), Area * ( IS Conc. / IS Area )
Curve type: RF

| | # | Name | Type | Std. Conc | RT | Area | IS Area | Response | Conc. | %Dev | Conc. Flag | CoD | CoD Flag | x=excluded |
|---|---|---|---|---|---|---|---|---|---|---|---|---|---|---|
| 1 | 1 | 190728M1_4 | Standard | 12.500 | 4.59 | 4416.154 | 4416.154 | 12.500 | 12.5 | 0.0 | NO | | NO | bb |
| 2 | 2 | 190728M1_5 | Standard | 12.500 | 4.59 | 4173.605 | 4173.605 | 12.500 | 12.5 | 0.0 | NO | | NO | bb |
| 3 | 3 | 190728M1_6 | Standard | 12.500 | 4.60 | 4400.991 | 4400.991 | 12.500 | 12.5 | 0.0 | NO | | NO | bb |
| 4 | 4 | 190728M1_7 | Standard | 12.500 | 4.60 | 4333.873 | 4333.873 | 12.500 | 12.5 | 0.0 | NO | | NO | bb |
| 5 | 5 | 190728M1_8 | Standard | 12.500 | 4.59 | 4130.122 | 4130.122 | 12.500 | 12.5 | 0.0 | NO | | NO | bb |
| 6 | 6 | 190728M1_9 | Standard | 12.500 | 4.59 | 4458.009 | 4458.009 | 12.500 | 12.5 | 0.0 | NO | | NO | bb |
| 7 | 7 | 190728M1_10 | Standard | 12.500 | 4.59 | 4245.788 | 4245.788 | 12.500 | 12.5 | 0.0 | NO | | NO | bb |
| 8 | 8 | 190728M1_11 | Standard | 12.500 | 4.60 | 4349.032 | 4349.032 | 12.500 | 12.5 | 0.0 | NO | | NO | bb |
| 9 | 9 | 190728M1_12 | Standard | 12.500 | 4.60 | 3928.000 | 3928.000 | 12.500 | 12.5 | 0.0 | NO | | NO | bb |
| 10 | 10 | 190728M1_13 | Standard | 12.500 | 4.59 | 3461.582 | 3461.582 | 12.500 | 12.5 | 0.0 | NO | | NO | bb |

**Compound name: 13C6-PFDA**
Response Factor: 1
RRF SD: 0, Relative SD: 0
Response type: Internal Std ( Ref 78 ), Area * ( IS Conc. / IS Area )
Curve type: RF

| | # | Name | Type | Std. Conc | RT | Area | IS Area | Response | Conc. | %Dev | Conc. Flag | CoD | CoD Flag | x=excluded |
|---|---|---|---|---|---|---|---|---|---|---|---|---|---|---|
| 1 | 1 | 190728M1_4 | Standard | 12.500 | 4.89 | 32824.520 | 32824.520 | 12.500 | 12.5 | 0.0 | NO | | NO | bb |
| 2 | 2 | 190728M1_5 | Standard | 12.500 | 4.89 | 29983.930 | 29983.930 | 12.500 | 12.5 | 0.0 | NO | | NO | bb |
| 3 | 3 | 190728M1_6 | Standard | 12.500 | 4.89 | 31900.506 | 31900.506 | 12.500 | 12.5 | 0.0 | NO | | NO | bb |
| 4 | 4 | 190728M1_7 | Standard | 12.500 | 4.89 | 30055.463 | 30055.463 | 12.500 | 12.5 | 0.0 | NO | | NO | bb |
| 5 | 5 | 190728M1_8 | Standard | 12.500 | 4.89 | 30464.521 | 30464.521 | 12.500 | 12.5 | 0.0 | NO | | NO | bb |
| 6 | 6 | 190728M1_9 | Standard | 12.500 | 4.89 | 32292.252 | 32292.252 | 12.500 | 12.5 | 0.0 | NO | | NO | bb |
| 7 | 7 | 190728M1_10 | Standard | 12.500 | 4.89 | 31240.355 | 31240.355 | 12.500 | 12.5 | 0.0 | NO | | NO | bb |
| 8 | 8 | 190728M1_11 | Standard | 12.500 | 4.89 | 29259.262 | 29259.262 | 12.500 | 12.5 | 0.0 | NO | | NO | bb |
| 9 | 9 | 190728M1_12 | Standard | 12.500 | 4.89 | 26344.637 | 26344.637 | 12.500 | 12.5 | 0.0 | NO | | NO | bb |
| 10 | 10 | 190728M1_13 | Standard | 12.500 | 4.89 | 22486.645 | 22486.645 | 12.500 | 12.5 | 0.0 | NO | | NO | bb |

Dataset: F:\Projects\PFAS.PRO\Results\190728M1\190728M1-CRV.qld

Last Altered: Sunday, July 28, 2019 19:51:35 Pacific Daylight Time
Printed: Sunday, July 28, 2019 19:51:58 Pacific Daylight Time

**Compound name: 13C7-PFUdA**
Response Factor: 1
RRF SD: 0, Relative SD: 0
Response type: Internal Std ( Ref 79 ), Area * ( IS Conc. / IS Area )
Curve type: RF

| | # | Name | Type | Std. Conc | RT | Area | IS Area | Response | Conc. | %Dev | Conc. Flag | CoD | CoD Flag | x=excluded |
|---|---|---|---|---|---|---|---|---|---|---|---|---|---|---|
| 1 | 1 | 190728M1_4 | Standard | 12.500 | 5.23 | 37857.918 | 37857.918 | 12.500 | 12.5 | 0.0 | NO | | NO | bb |
| 2 | 2 | 190728M1_5 | Standard | 12.500 | 5.23 | 34751.539 | 34751.539 | 12.500 | 12.5 | 0.0 | NO | | NO | bb |
| 3 | 3 | 190728M1_6 | Standard | 12.500 | 5.23 | 37229.582 | 37229.582 | 12.500 | 12.5 | 0.0 | NO | | NO | bb |
| 4 | 4 | 190728M1_7 | Standard | 12.500 | 5.23 | 37984.398 | 37984.398 | 12.500 | 12.5 | 0.0 | NO | | NO | bb |
| 5 | 5 | 190728M1_8 | Standard | 12.500 | 5.23 | 36563.523 | 36563.523 | 12.500 | 12.5 | 0.0 | NO | | NO | bb |
| 6 | 6 | 190728M1_9 | Standard | 12.500 | 5.23 | 36859.945 | 36859.945 | 12.500 | 12.5 | 0.0 | NO | | NO | bb |
| 7 | 7 | 190728M1_10 | Standard | 12.500 | 5.23 | 37047.590 | 37047.590 | 12.500 | 12.5 | 0.0 | NO | | NO | bb |
| 8 | 8 | 190728M1_11 | Standard | 12.500 | 5.23 | 35626.707 | 35626.707 | 12.500 | 12.5 | 0.0 | NO | | NO | bb |
| 9 | 9 | 190728M1_12 | Standard | 12.500 | 5.23 | 30201.582 | 30201.582 | 12.500 | 12.5 | 0.0 | NO | | NO | bb |
| 10 | 10 | 190728M1_13 | Standard | 12.500 | 5.23 | 25308.838 | 25308.838 | 12.500 | 12.5 | 0.0 | NO | | NO | bb |

Vista Analytical Laboratory

Dataset: F:\Projects\PFAS.PRO\Results\190728M1\190728M1-CRV.qld

Last Altered: Sunday, July 28, 2019 19:34:02 Pacific Daylight Time
Printed: Sunday, July 28, 2019 19:45:30 Pacific Daylight Time

**Method: F:\Projects\PFAS.PRO\MethDB\PFAS_FULL_80C_072819.mdb 28 Jul 2019 19:34:01**
**Calibration: F:\Projects\PFAS.PRO\CurveDB\C18_VAL-PFAS_Q4_07-28-19.cdb 28 Jul 2019 19:32:01**

**Name: 190728M1_9, Date: 28-Jul-2019, Time: 16:31:43, ID: ST190728M1-6 PFC CS3 19G1106, Description: PFC CS3 19G1106**

| | # | Name | IS# | CoD | CoD Flag | %RSD |
|---|---|---|---|---|---|---|
| 1 | 1 | PFBA | 47 | 0.9993 | NO | |
| 2 | 2 | PFPrS | 49 | 0.9993 | NO | |
| 3 | 3 | 3:3 FTCA | 48 | 0.9999 | NO | |
| 4 | 4 | PFPeA | 48 | 0.9996 | NO | |
| 5 | 5 | PFBS | 49 | 0.9998 | NO | |
| 6 | 6 | 4:2 FTS | 51 | 0.9994 | NO | |
| 7 | 7 | PFHxA | 52 | 0.9984 | NO | |
| 8 | 8 | PFPeS | 49 | 0.9995 | NO | |
| 9 | 9 | HFPO-DA | 50 | 0.9988 | NO | |
| 10 | 10 | 5:3 FTCA | 53 | 0.9997 | NO | |
| 11 | 11 | PFHpA | 53 | 0.9997 | NO | |
| 12 | 12 | ADONA | 53 | 0.9997 | NO | |
| 13 | 13 | L-PFHxS | 54 | 0.9993 | NO | |
| 14 | 15 | 6:2 FTS | 55 | 0.9992 | NO | |
| 15 | 16 | L-PFOA | 58 | 0.9991 | NO | |
| 16 | 18 | PFecHS | 58 | 0.9993 | NO | |
| 17 | 19 | PFHpS | 59 | 0.9990 | NO | |
| 18 | 20 | 7:3 FTCA | 56 | 0.9992 | NO | |
| 19 | 21 | PFNA | 56 | 0.9999 | NO | |
| 20 | 22 | PFOSA | 57 | 1.0000 | NO | |
| 21 | 23 | L-PFOS | 59 | 0.9997 | NO | |
| 22 | 25 | 9Cl-PF30NS | 59 | 0.9998 | NO | |
| 23 | 26 | PFDA | 60 | 0.9970 | NO | |
| 24 | 27 | 8:2 FTS | 61 | 0.9986 | NO | |
| 25 | 28 | PFNS | 59 | 0.9985 | NO | |
| 26 | 29 | L-MeFOSAA | 62 | 0.9997 | NO | |

Vista Analytical Laboratory

Dataset: F:\Projects\PFAS.PRO\Results\190728M1\190728M1-CRV.qld

Last Altered: Sunday, July 28, 2019 19:54:16 Pacific Daylight Time
Printed: Sunday, July 28, 2019 19:57:42 Pacific Daylight Time

**Method: F:\Projects\PFAS.PRO\MethDB\PFAS_FULL_80C_072819.mdb 28 Jul 2019 19:34:01**
**Calibration: F:\Projects\PFAS.PRO\CurveDB\C18_VAL-PFAS_Q4_07-28-19.cdb 28 Jul 2019 19:54:16**

**Name: 190728M1_4, Date: 28-Jul-2019, Time: 15:38:41, ID: ST190728M1-1 PFC CS-2 19G1101, Description: PFC CS-2 19G1101**

| | # | Name | IS# | CoD | CoD Flag | %RSD |
|---|---|---|---|---|---|---|
| 1 | 31 | L-EtFOSAA | 64 | 0.9991 | NO | |
| 2 | 33 | PFUdA | 63 | 0.9986 | NO | |
| 3 | 34 | PFDS | 61 | 0.9994 | NO | |
| 4 | 35 | 11Cl-PF30UdS | 65 | 0.9997 | NO | |
| 5 | 36 | 10:2 FTS | 61 | 0.9988 | NO | |
| 6 | 37 | PFDoA | 65 | 0.9998 | NO | |
| 7 | 38 | N-MeFOSA | 66 | 0.9991 | NO | |
| 8 | 39 | PFTrDA | 65 | 0.9996 | NO | |
| 9 | 40 | PFDoS | 67 | 0.9997 | NO | |
| 10 | 41 | PFTeDA | 67 | 0.9969 | NO | |
| 11 | 42 | N-EtFOSA | 68 | 0.9997 | NO | |
| 12 | 43 | PFHxDA | 69 | 0.9995 | NO | |
| 13 | 44 | PFODA | 69 | 0.9959 | NO | |
| 14 | 45 | N-MeFOSE | 70 | 0.9986 | NO | |
| 15 | 46 | N-EtFOSE | 71 | 0.9998 | NO | |
| 16 | 47 | 13C3-PFBA | 72 | | NO | 1.570 |
| 17 | 48 | 13C3-PFPeA | 73 | | NO | 4.946 |
| 18 | 49 | 13C3-PFBS | 74 | | NO | 4.823 |
| 19 | 50 | 13C3-HFPO-DA | 73 | | NO | 10.840 |
| 20 | 51 | 13C2-4:2 FTS | 74 | | NO | 8.427 |
| 21 | 52 | 13C2-PFHxA | 73 | | NO | 3.606 |
| 22 | 53 | 13C4-PFHpA | 73 | | NO | 4.294 |
| 23 | 54 | 13C3-PFHxS | 74 | | NO | 4.455 |
| 24 | 55 | 13C2-6:2 FTS | 77 | | NO | 3.784 |
| 25 | 56 | 13C5-PFNA | 76 | | NO | 3.537 |
| 26 | 57 | 13C8-PFOSA | 79 | | NO | 4.848 |
| 27 | 58 | 13C2-PFOA | 75 | | NO | 2.137 |
| 28 | 59 | 13C8-PFOS | 77 | | NO | 4.541 |
| 29 | 60 | 13C2-PFDA | 78 | | NO | 3.592 |
| 30 | 61 | 13C2-8:2 FTS | 77 | | NO | 7.980 |
| 31 | 62 | d3-N-MeFOSAA | 79 | | NO | 6.038 |

Dataset: F:\Projects\PFAS.PRO\Results\190728M1\190728M1-CRV.qld

Last Altered: Sunday, July 28, 2019 19:54:16 Pacific Daylight Time
Printed: Sunday, July 28, 2019 19:57:42 Pacific Daylight Time

**Name: 190728M1_4, Date: 28-Jul-2019, Time: 15:38:41, ID: ST190728M1-1 PFC CS-2 19G1101, Description: PFC CS-2 19G1101**

| | # | Name | IS# | CoD | CoD Flag | %RSD |
|---|---|---|---|---|---|---|
| 32 | 63 | 13C2-PFUdA | 79 | | NO | 3.164 |
| 33 | 64 | d5-N-EtFOSAA | 79 | | NO | 5.116 |
| 34 | 65 | 13C2-PFDoA | 78 | | NO | 7.970 |
| 35 | 66 | d3-N-MeFOSA | 79 | | NO | 13.086 |
| 36 | 67 | 13C2-PFTeDA | 79 | | NO | 7.529 |
| 37 | 68 | d5-N-ETFOSA | 79 | | NO | 6.341 |
| 38 | 69 | 13C2-PFHxDA | 79 | | NO | 12.750 |
| 39 | 70 | d7-N-MeFOSE | 79 | | NO | 15.236 |
| 40 | 71 | d9-N-EtFOSE | 79 | | NO | 13.062 |
| 41 | 72 | 13C4-PFBA | 72 | | NO | 0.000 |
| 42 | 73 | 13C5-PFHxA | 73 | | NO | 0.000 |
| 43 | 74 | 18O2-PFHxS | 74 | | NO | 0.000 |
| 44 | 75 | 13C8-PFOA | 75 | | NO | 0.000 |
| 45 | 76 | 13C9-PFNA | 76 | | NO | 0.000 |
| 46 | 77 | 13C4-PFOS | 77 | | NO | 0.000 |
| 47 | 78 | 13C6-PFDA | 78 | | NO | 0.000 |
| 48 | 79 | 13C7-PFUdA | 79 | | NO | 0.000 |

Vista Analytical Laboratory

Dataset: F:\Projects\PFAS.PRO\Results\190728M1\190728M1-CRV.qld

Last Altered: Sunday, July 28, 2019 19:34:02 Pacific Daylight Time
Printed: Sunday, July 28, 2019 19:45:57 Pacific Daylight Time

**Method: F:\Projects\PFAS.PRO\MethDB\PFAS_FULL_80C_072819.mdb 28 Jul 2019 19:34:01**
**Calibration: F:\Projects\PFAS.PRO\CurveDB\C18_VAL-PFAS_Q4_07-28-19.cdb 28 Jul 2019 19:32:01**

**Name: 190728M1_9, Date: 28-Jul-2019, Time: 16:31:43, ID: ST190728M1-6 PFC CS3 19G1106, Description: PFC CS3 19G1106**

| | Name | Pred.RT | RT | Pred. Ratio | Ion Ratio | Ratio out? |
|---|---|---|---|---|---|---|
| 1 | PFBA | 1.09 | 1.08 | | | |
| 2 | PFPrS | 1.43 | 1.43 | 2.323 | 2.323 | NO |
| 3 | 3:3 FTCA | 1.93 | 1.90 | 1.931 | 1.931 | NO |
| 4 | PFPeA | 2.06 | 2.06 | | | |
| 5 | PFBS | 2.37 | 2.37 | 2.976 | 2.976 | NO |
| 6 | 4:2 FTS | 2.80 | 2.80 | 1.756 | 1.756 | NO |
| 7 | PFHxA | 2.89 | 2.89 | 16.074 | 16.074 | NO |
| 8 | PFPeS | 3.09 | 3.09 | 1.461 | 1.461 | NO |
| 9 | HFPO-DA | 3.09 | 3.09 | 2.468 | 2.468 | NO |
| 10 | 5:3 FTCA | 3.44 | 3.44 | 1.526 | 1.526 | NO |
| 11 | PFHpA | 3.51 | 3.51 | 10.931 | 10.931 | NO |
| 12 | ADONA | 3.62 | 3.62 | 3.500 | 3.500 | NO |
| 13 | L-PFHxS | 3.67 | 3.67 | 2.080 | 2.080 | NO |
| 14 | 6:2 FTS | 3.99 | 3.99 | 2.334 | 2.334 | NO |
| 15 | L-PFOA | 4.05 | 4.05 | 3.709 | 3.709 | NO |
| 16 | PFecHS | 4.07 | 4.07 | 0.868 | 0.868 | NO |
| 17 | PFHpS | 4.17 | 4.17 | 1.717 | 1.717 | NO |
| 18 | 7:3 FTCA | 4.49 | 4.48 | 2.059 | 2.059 | NO |
| 19 | PFNA | 4.50 | 4.50 | 4.081 | 4.081 | NO |
| 20 | PFOSA | 4.56 | 4.56 | 29.794 | 29.794 | NO |
| 21 | L-PFOS | 4.59 | 4.59 | 2.109 | 2.109 | NO |
| 22 | 9Cl-PF30NS | 4.82 | 4.82 | 14.861 | 14.861 | NO |
| 23 | PFDA | 4.89 | 4.89 | 6.064 | 6.064 | NO |
| 24 | 8:2 FTS | 4.86 | 4.86 | 1.255 | 1.255 | NO |
| 25 | PFNS | 4.96 | 4.96 | 1.808 | 1.808 | NO |
| 26 | L-MeFOSAA | 5.05 | 5.05 | 2.447 | 2.447 | NO |

Vista Analytical Laboratory

Dataset: F:\Projects\PFAS.PRO\Results\190728M1\190728M1-CRV.qld

Last Altered: Sunday, July 28, 2019 19:34:02 Pacific Daylight Time
Printed: Sunday, July 28, 2019 19:46:23 Pacific Daylight Time

**Method: F:\Projects\PFAS.PRO\MethDB\PFAS_FULL_80C_072819.mdb 28 Jul 2019 19:34:01**
**Calibration: F:\Projects\PFAS.PRO\CurveDB\C18_VAL-PFAS_Q4_07-28-19.cdb 28 Jul 2019 19:32:01**

**Name: 190728M1_9, Date: 28-Jul-2019, Time: 16:31:43, ID: ST190728M1-6 PFC CS3 19G1106, Description: PFC CS3 19G1106**

| | Name | Pred.RT | RT | Pred. Ratio | Ion Ratio | Ratio out? |
|---|---|---|---|---|---|---|
| 1 | L-EtFOSAA | 5.21 | 5.22 | 1.371 | 1.371 | NO |
| 2 | PFUdA | 5.23 | 5.23 | 9.089 | 9.089 | NO |
| 3 | PFDS | 5.28 | 5.28 | 1.754 | 1.754 | NO |
| 4 | 11Cl-PF30UdS | 5.45 | 5.45 | 4.913 | 4.913 | NO |
| 5 | 10:2 FTS | 5.51 | 5.51 | 1.649 | 1.649 | NO |
| 6 | PFDoA | 5.52 | 5.52 | 8.478 | 8.478 | NO |
| 7 | N-MeFOSA | 5.67 | 5.67 | 1.534 | 1.534 | NO |
| 8 | PFTrDA | 5.78 | 5.78 | 22.161 | 22.161 | NO |
| 9 | PFDoS | 5.81 | 5.81 | 1.660 | 1.660 | NO |
| 10 | PFTeDA | 6.00 | 6.00 | 13.833 | 13.833 | NO |
| 11 | N-EtFOSA | 6.13 | 6.13 | 1.610 | 1.610 | NO |
| 12 | PFHxDA | 6.37 | 6.37 | 21.808 | 21.808 | NO |
| 13 | PFODA | 6.63 | 6.63 | | | |
| 14 | N-MeFOSE | 6.35 | 6.35 | | | |
| 15 | N-EtFOSE | 6.50 | 6.50 | | | |

Vista Analytical Laboratory

Dataset: Untitled

Last Altered: Sunday, July 28, 2019 20:02:44 Pacific Daylight Time
Printed: Sunday, July 28, 2019 20:03:01 Pacific Daylight Time

**Method: F:\Projects\PFAS.PRO\MethDB\PFAS_FULL_80C_072819.mdb 28 Jul 2019 19:34:01**
**Calibration: F:\Projects\PFAS.PRO\CurveDB\C18_VAL-PFAS_Q4_07-28-19.cdb 28 Jul 2019 19:54:16**

**Compound name: PFBA**

| | # | Name | ID | Acq.Date | Acq.Time |
|---|---|---|---|---|---|
| 1 | 1 | 190728M1_3 | IPA | 28-Jul-19 | 15:28:08 |
| 2 | 2 | 190728M1_4 | ST190728M1-1 PFC CS-2 19G1101 | 28-Jul-19 | 15:38:41 |
| 3 | 3 | 190728M1_5 | ST190728M1-2 PFC CS-1 19G1102 | 28-Jul-19 | 15:49:20 |
| 4 | 4 | 190728M1_6 | ST190728M1-3 PFC CS0 19G1103 | 28-Jul-19 | 15:59:58 |
| 5 | 5 | 190728M1_7 | ST190728M1-4 PFC CS1 19G1104 | 28-Jul-19 | 16:10:31 |
| 6 | 6 | 190728M1_8 | ST190728M1-5 PFC CS2 19G1105 | 28-Jul-19 | 16:21:10 |
| 7 | 7 | 190728M1_9 | ST190728M1-6 PFC CS3 19G1106 | 28-Jul-19 | 16:31:43 |
| 8 | 8 | 190728M1_10 | ST190728M1-7 PFC CS4 19G1107 | 28-Jul-19 | 16:42:22 |
| 9 | 9 | 190728M1_11 | ST190728M1-8 PFC CS5 19G1108 | 28-Jul-19 | 16:53:00 |
| 10 | 10 | 190728M1_12 | ST190728M1-9 PFC CS6 19G1109 | 28-Jul-19 | 17:03:33 |
| 11 | 11 | 190728M1_13 | ST190728M1-10 PFC CS7 19G1110 | 28-Jul-19 | 17:14:11 |
| 12 | 12 | 190728M1_14 | IB | 28-Jul-19 | 17:24:45 |
| 13 | 13 | 190728M1_15 | ICV190728M1-1 PFC ICV 19F2422 | 28-Jul-19 | 17:35:23 |
| 14 | 14 | 190728M1_16 | IPA | 28-Jul-19 | 17:45:56 |

Vista Analytical Laboratory Q1

Dataset: F:\Projects\PFAS.PRO\Results\190728M1\190728M1-CRV.qld

Last Altered: Sunday, July 28, 2019 19:54:16 Pacific Daylight Time
Printed: Sunday, July 28, 2019 19:58:50 Pacific Daylight Time

**Method: F:\Projects\PFAS.PRO\MethDB\PFAS_FULL_80C_072819.mdb 28 Jul 2019 19:34:01**
**Calibration: F:\Projects\PFAS.PRO\CurveDB\C18_VAL-PFAS_Q4_07-28-19.cdb 28 Jul 2019 19:54:16**

Compound name: PFBA
Correlation coefficient: r = 0.999641, r^2 = 0.999282
Calibration curve: 1.21919 * x + -0.0270697
Response type: Internal Std ( Ref 47 ), Area * ( IS Conc. / IS Area )
Curve type: Linear, Origin: Exclude, Weighting: 1/x, Axis trans: None

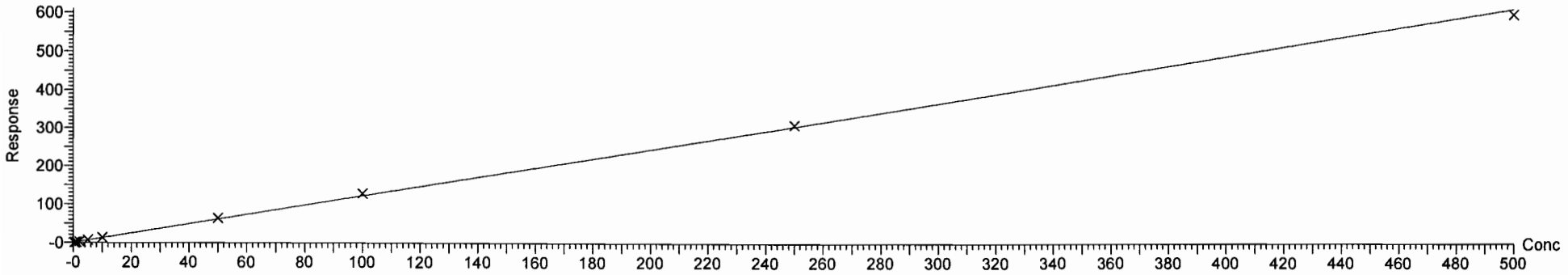


Compound name: PFPrS
Coefficient of Determination: R^2 = 0.999340
Calibration curve: 0.000273279 * x^2 + 1.27077 * x + -0.151801
Response type: Internal Std ( Ref 49 ), Area * ( IS Conc. / IS Area )
Curve type: 2nd Order, Origin: Exclude, Weighting: 1/x, Axis trans: None

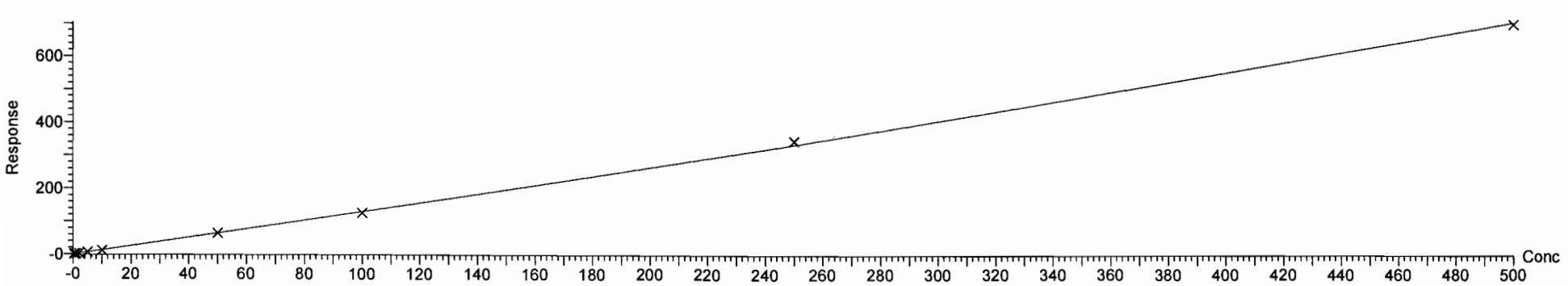

Vista Analytical Laboratory Q1

Dataset: F:\Projects\PFAS.PRO\Results\190728M1\190728M1-CRV.qld

Last Altered: Sunday, July 28, 2019 19:34:02 Pacific Daylight Time
Printed: Sunday, July 28, 2019 19:38:12 Pacific Daylight Time

Compound name: 3:3 FTCA
Coefficient of Determination: R^2 = 0.999860
Calibration curve: 4.49374e-005 * x^2 + 0.0454881 * x + -0.0028412
Response type: Internal Std ( Ref 48 ), Area * ( IS Conc. / IS Area )
Curve type: 2nd Order, Origin: Exclude, Weighting: 1/x, Axis trans: None

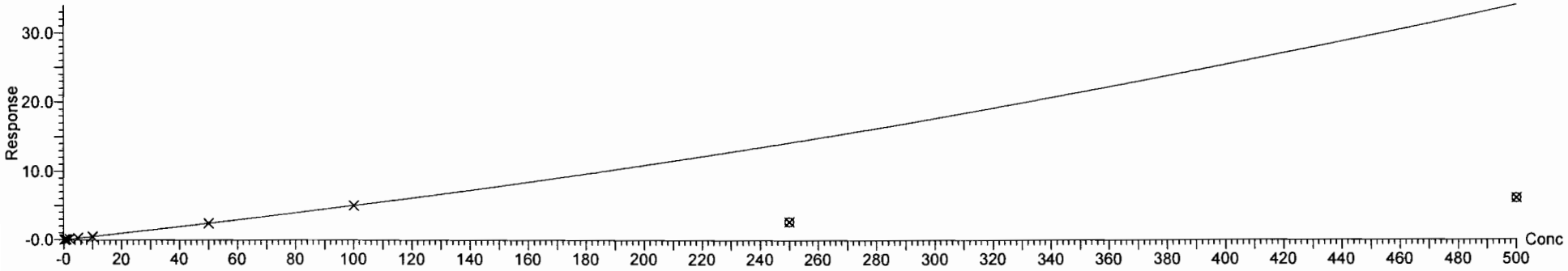


Compound name: PFPeA
Correlation coefficient: r = 0.999803, r^2 = 0.999605
Calibration curve: 0.890929 * x + 0.0174527
Response type: Internal Std ( Ref 48 ), Area * ( IS Conc. / IS Area )
Curve type: Linear, Origin: Exclude, Weighting: 1/x, Axis trans: None

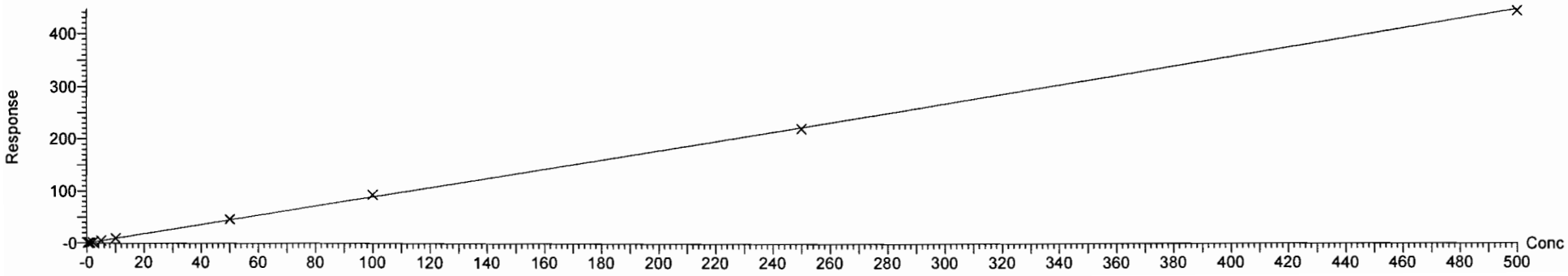

Dataset: F:\Projects\PFAS.PRO\Results\190728M1\190728M1-CRV.qld

Last Altered: Sunday, July 28, 2019 19:34:02 Pacific Daylight Time
Printed: Sunday, July 28, 2019 19:38:12 Pacific Daylight Time

Compound name: PFBS
Correlation coefficient: r = 0.999889, r^2 = 0.999778
Calibration curve: 2.24008 * x + -0.101161
Response type: Internal Std ( Ref 49 ), Area * ( IS Conc. / IS Area )
Curve type: Linear, Origin: Exclude, Weighting: 1/x, Axis trans: None

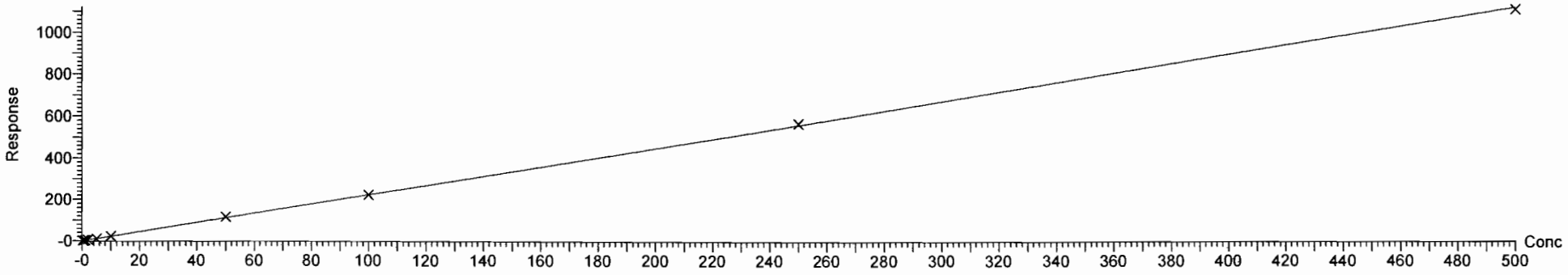


Compound name: 4:2 FTS
Coefficient of Determination: R^2 = 0.999425
Calibration curve: -0.000215325 * x^2 + 2.31459 * x + 0.0385692
Response type: Internal Std ( Ref 51 ), Area * ( IS Conc. / IS Area )
Curve type: 2nd Order, Origin: Exclude, Weighting: 1/x, Axis trans: None

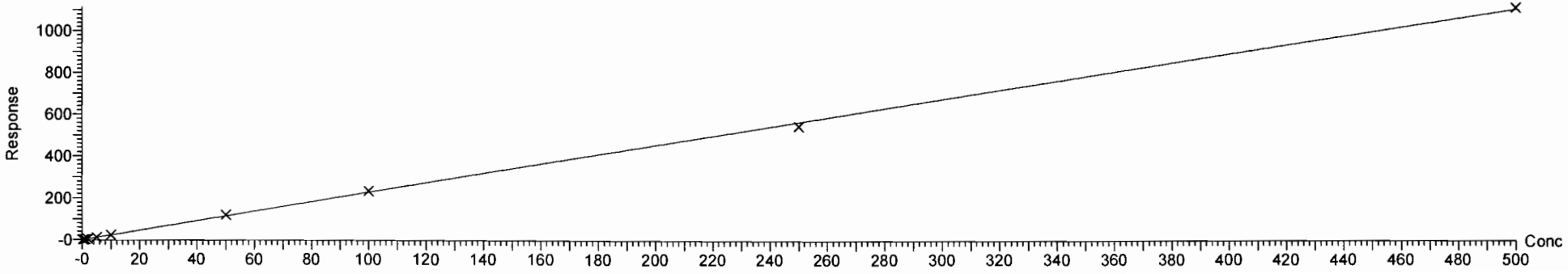

Dataset: F:\Projects\PFAS.PRO\Results\190728M1\190728M1-CRV.qld

Last Altered: Sunday, July 28, 2019 19:34:02 Pacific Daylight Time
Printed: Sunday, July 28, 2019 19:38:12 Pacific Daylight Time

Compound name: PFHxA
Correlation coefficient: r = 0.999175, r^2 = 0.998350
Calibration curve: 0.885806 * x + 0.0514582
Response type: Internal Std ( Ref 52 ), Area * ( IS Conc. / IS Area )
Curve type: Linear, Origin: Include, Weighting: 1/x, Axis trans: None

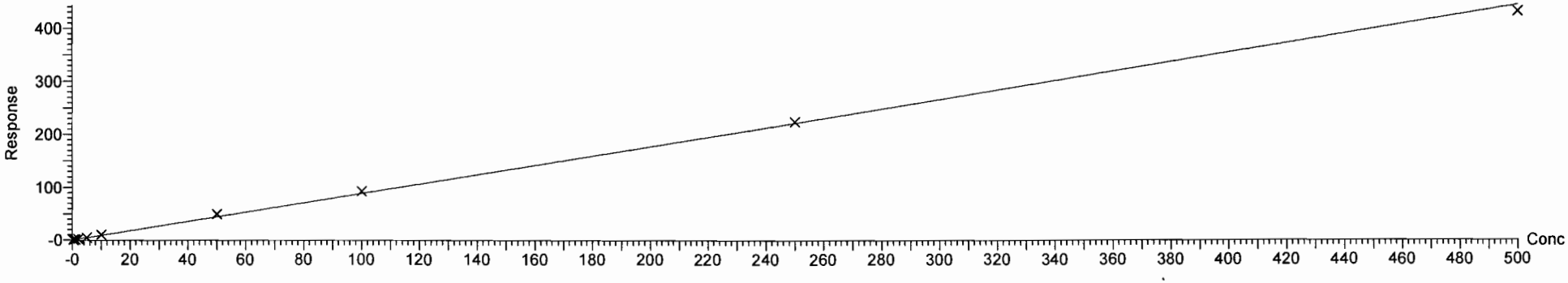


Compound name: PFPeS
Coefficient of Determination: R^2 = 0.999534
Calibration curve: -0.000690007 * x^2 + 1.53983 * x + -0.017662
Response type: Internal Std ( Ref 49 ), Area * ( IS Conc. / IS Area )
Curve type: 2nd Order, Origin: Exclude, Weighting: 1/x, Axis trans: None

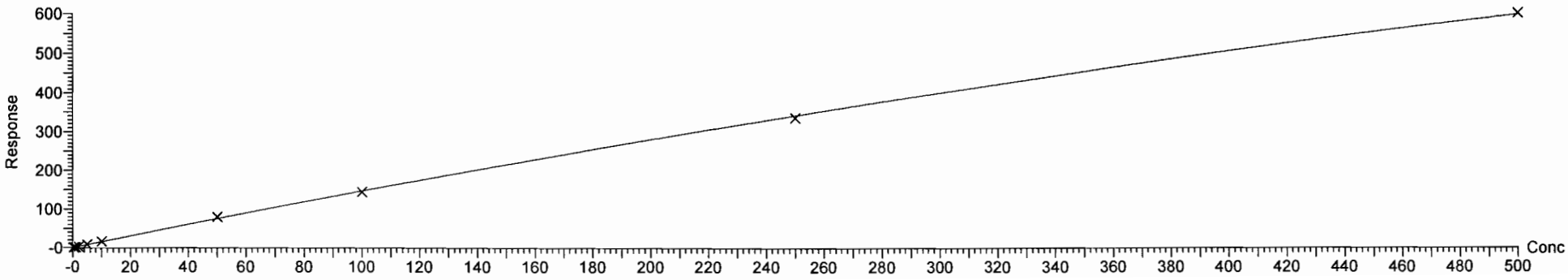

Vista Analytical Laboratory Q1

Dataset: F:\Projects\PFAS.PRO\Results\190728M1\190728M1-CRV.qld

Last Altered: Sunday, July 28, 2019 19:34:02 Pacific Daylight Time
Printed: Sunday, July 28, 2019 19:38:12 Pacific Daylight Time

Compound name: HFPO-DA
Coefficient of Determination: R^2 = 0.998819
Calibration curve: -0.000191614 * x^2 + 0.537982 * x + -0.0593258
Response type: Internal Std ( Ref 50 ), Area * ( IS Conc. / IS Area )
Curve type: 2nd Order, Origin: Exclude, Weighting: 1/x, Axis trans: None

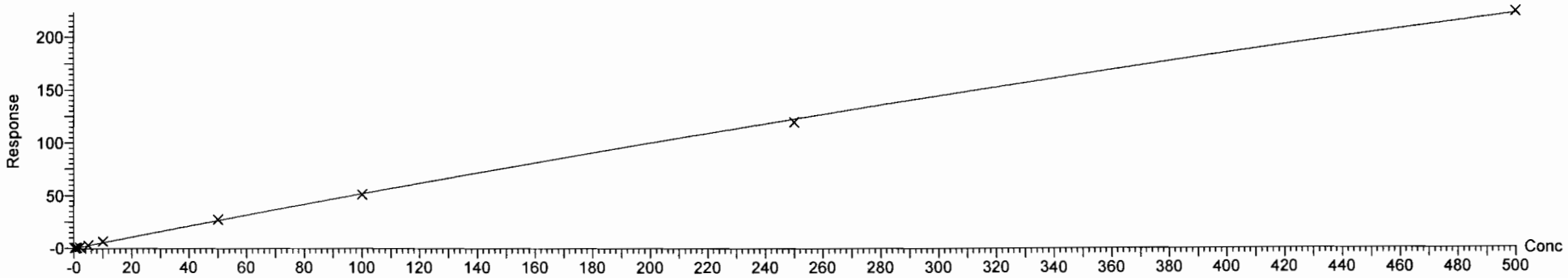


Compound name: 5:3 FTCA
Coefficient of Determination: R^2 = 0.999709
Calibration curve: 0.000585152 * x^2 + 0.226178 * x + -0.000918545
Response type: Internal Std ( Ref 53 ), Area * ( IS Conc. / IS Area )
Curve type: 2nd Order, Origin: Exclude, Weighting: 1/x, Axis trans: None

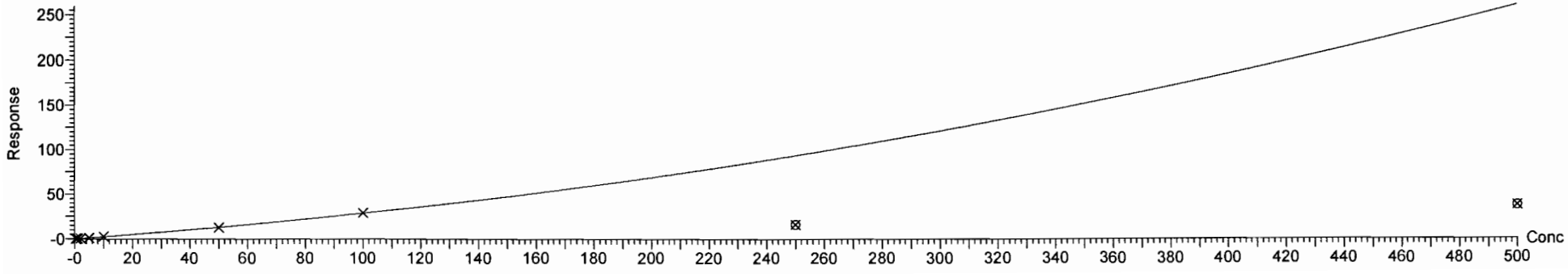

Dataset: F:\Projects\PFAS.PRO\Results\190728M1\190728M1-CRV.qld

Last Altered: Sunday, July 28, 2019 19:34:02 Pacific Daylight Time
Printed: Sunday, July 28, 2019 19:38:12 Pacific Daylight Time

Compound name: PFHpA
Correlation coefficient: r = 0.999846, r^2 = 0.999693
Calibration curve: 1.26117 * x + -0.00968306
Response type: Internal Std ( Ref 53 ), Area * ( IS Conc. / IS Area )
Curve type: Linear, Origin: Exclude, Weighting: 1/x, Axis trans: None

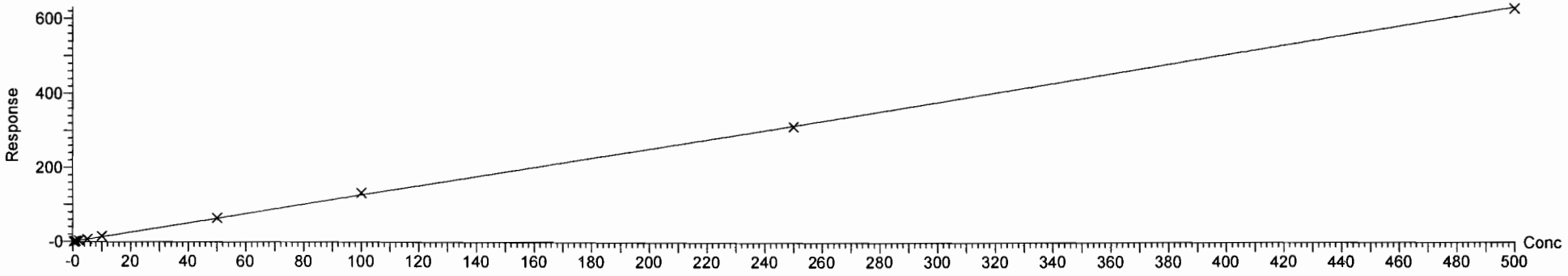


Compound name: ADONA
Correlation coefficient: r = 0.999853, r^2 = 0.999706
Calibration curve: 3.39369 * x + -0.230779
Response type: Internal Std ( Ref 53 ), Area * ( IS Conc. / IS Area )
Curve type: Linear, Origin: Exclude, Weighting: 1/x, Axis trans: None

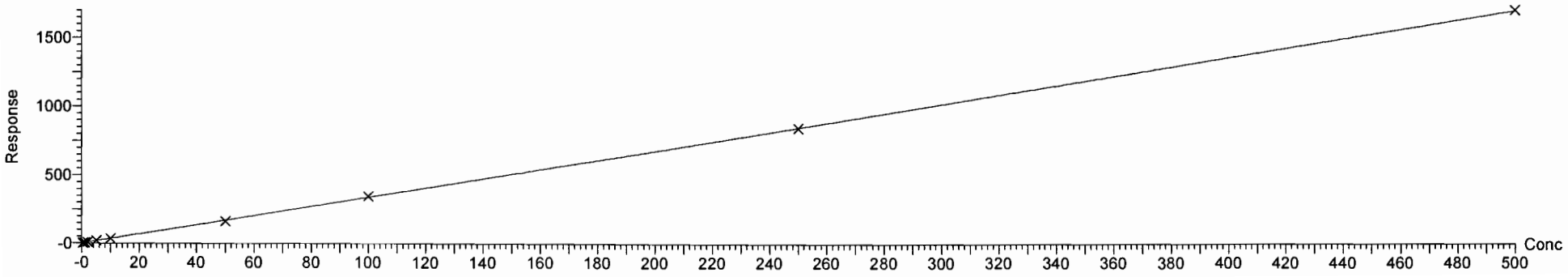

Dataset: F:\Projects\PFAS.PRO\Results\190728M1\190728M1-CRV.qld

Last Altered: Sunday, July 28, 2019 19:34:02 Pacific Daylight Time
Printed: Sunday, July 28, 2019 19:38:12 Pacific Daylight Time

Compound name: L-PFHxS
Coefficient of Determination: R^2 = 0.999317
Calibration curve: -1.80179e-005 * x^2 + 0.964898 * x + -0.027662
Response type: Internal Std ( Ref 54 ), Area * ( IS Conc. / IS Area )
Curve type: 2nd Order, Origin: Include, Weighting: 1/x, Axis trans: None

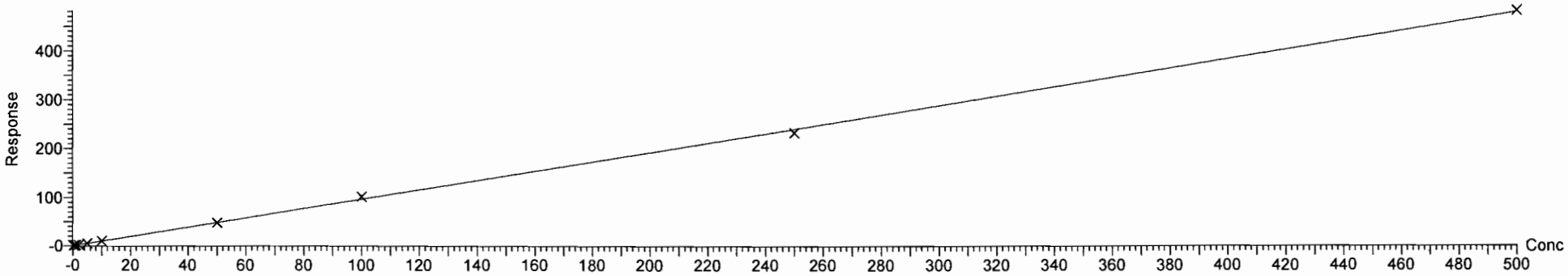


Compound name: 6:2 FTS
Coefficient of Determination: R^2 = 0.999162
Calibration curve: -0.00100477 * x^2 + 3.10884 * x + 0.0953618
Response type: Internal Std ( Ref 55 ), Area * ( IS Conc. / IS Area )
Curve type: 2nd Order, Origin: Include, Weighting: 1/x, Axis trans: None

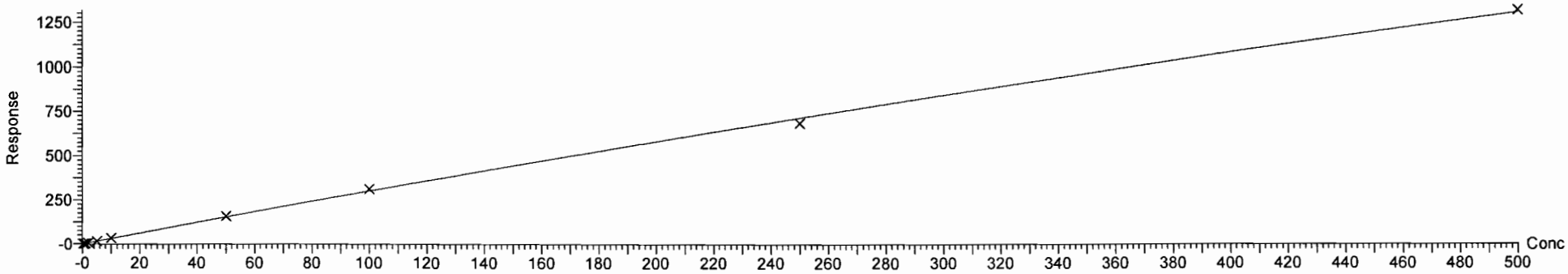

Dataset: F:\Projects\PFAS.PRO\Results\190728M1\190728M1-CRV.qld

Last Altered: Sunday, July 28, 2019 19:34:02 Pacific Daylight Time
Printed: Sunday, July 28, 2019 19:38:12 Pacific Daylight Time

Compound name: L-PFOA
Correlation coefficient: r = 0.999552, r^2 = 0.999104
Calibration curve: 1.42574 * x + 0.101179
Response type: Internal Std ( Ref 58 ), Area * ( IS Conc. / IS Area )
Curve type: Linear, Origin: Exclude, Weighting: 1/x, Axis trans: None

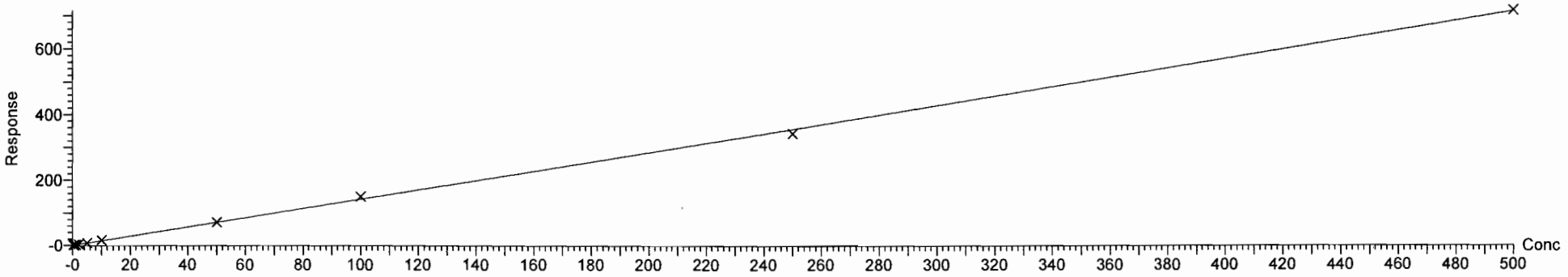


Compound name: PFecHS
Coefficient of Determination: R^2 = 0.999273
Calibration curve: 9.85643e-005 * x^2 + 0.239046 * x + -0.00942895
Response type: Internal Std ( Ref 58 ), Area * ( IS Conc. / IS Area )
Curve type: 2nd Order, Origin: Exclude, Weighting: 1/x, Axis trans: None

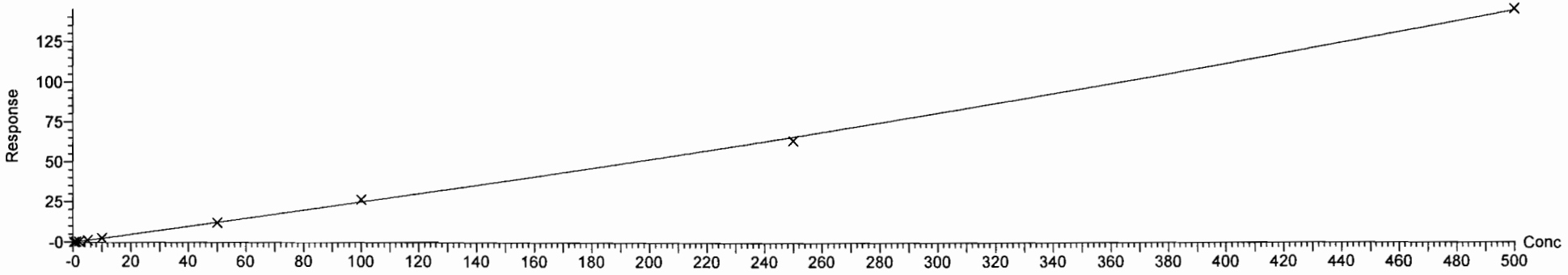

Vista Analytical Laboratory Q1

Dataset: F:\Projects\PFAS.PRO\Results\190728M1\190728M1-CRV.qld

Last Altered: Sunday, July 28, 2019 19:34:02 Pacific Daylight Time
Printed: Sunday, July 28, 2019 19:38:12 Pacific Daylight Time

Compound name: PFHpS
Correlation coefficient: r = 0.999479, r^2 = 0.998958
Calibration curve: 0.880933 * x + -0.0588278
Response type: Internal Std ( Ref 59 ), Area * ( IS Conc. / IS Area )
Curve type: Linear, Origin: Exclude, Weighting: 1/x, Axis trans: None

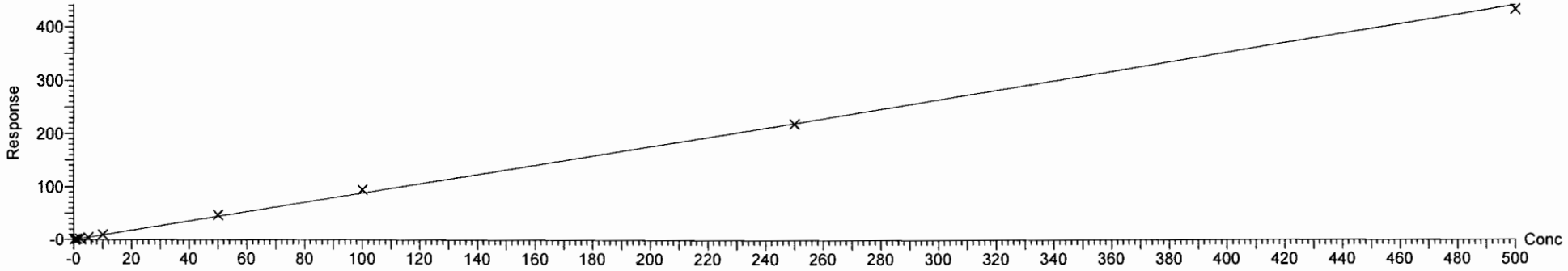


Compound name: 7:3 FTCA
Coefficient of Determination: R^2 = 0.999184
Calibration curve: 0.000162981 * x^2 + 0.181538 * x + -0.0195467
Response type: Internal Std ( Ref 56 ), Area * ( IS Conc. / IS Area )
Curve type: 2nd Order, Origin: Exclude, Weighting: 1/x, Axis trans: None

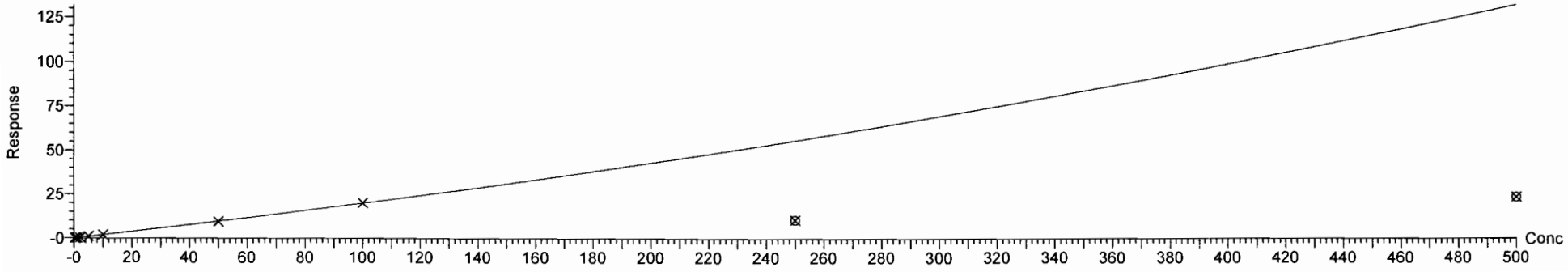

Dataset: F:\Projects\PFAS.PRO\Results\190728M1\190728M1-CRV.qld

Last Altered: Sunday, July 28, 2019 19:34:02 Pacific Daylight Time
Printed: Sunday, July 28, 2019 19:38:12 Pacific Daylight Time

Compound name: PFNA
Correlation coefficient: r = 0.999946, r^2 = 0.999892
Calibration curve: 1.17499 * x + 0.0233596
Response type: Internal Std ( Ref 56 ), Area * ( IS Conc. / IS Area )
Curve type: Linear, Origin: Exclude, Weighting: 1/x, Axis trans: None

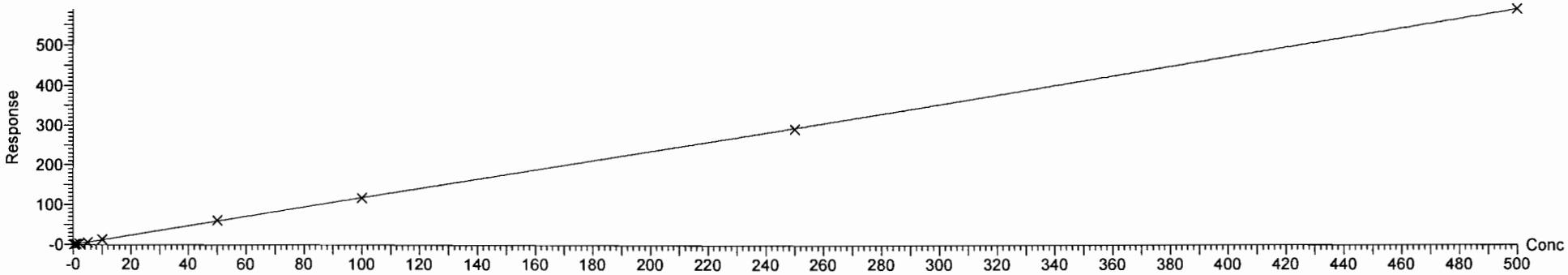


Compound name: PFOSA
Correlation coefficient: r = 0.999980, r^2 = 0.999960
Calibration curve: 1.04969 * x + 0.0678178
Response type: Internal Std ( Ref 57 ), Area * ( IS Conc. / IS Area )
Curve type: Linear, Origin: Exclude, Weighting: 1/x, Axis trans: None

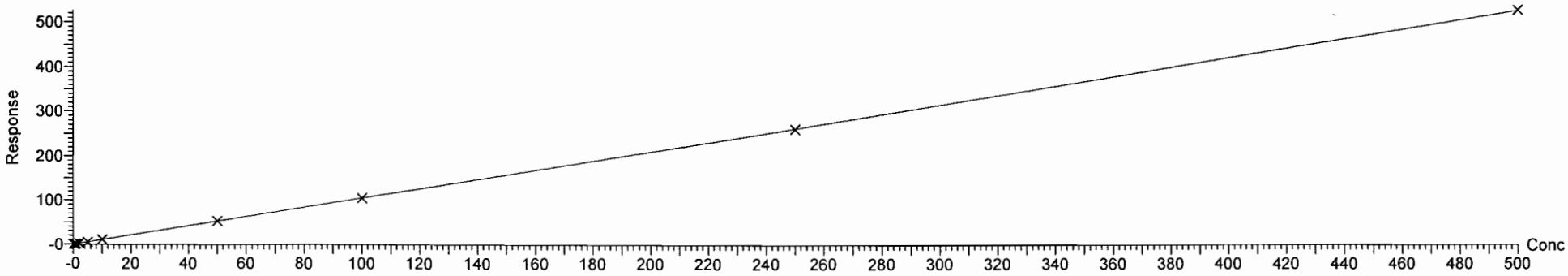

Dataset: F:\Projects\PFAS.PRO\Results\190728M1\190728M1-CRV.qld

Last Altered: Sunday, July 28, 2019 19:34:02 Pacific Daylight Time
Printed: Sunday, July 28, 2019 19:38:12 Pacific Daylight Time

Compound name: L-PFOS
Correlation coefficient: r = 0.999837, r^2 = 0.999675
Calibration curve: 1.0928 * x + -0.0602577
Response type: Internal Std ( Ref 59 ), Area * ( IS Conc. / IS Area )
Curve type: Linear, Origin: Include, Weighting: 1/x, Axis trans: None

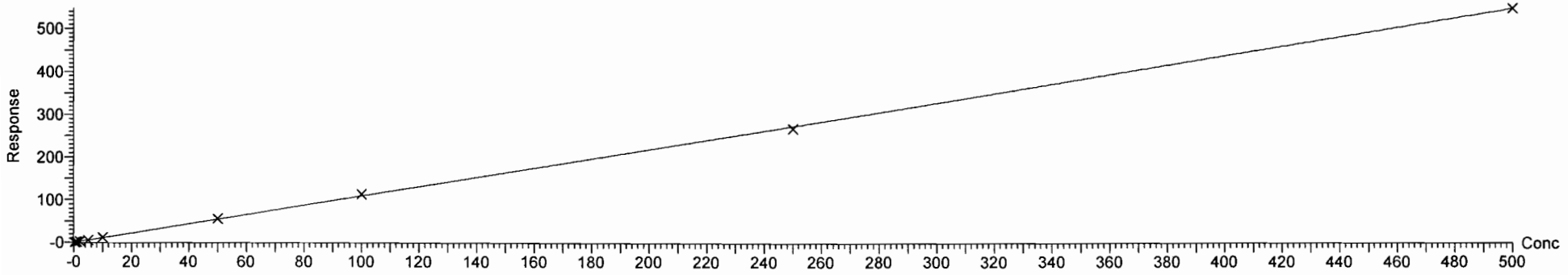


Compound name: 9Cl-PF30NS
Coefficient of Determination: R^2 = 0.999830
Calibration curve: 4.97417e-005 * x^2 + 2.18722 * x + -0.0678809
Response type: Internal Std ( Ref 59 ), Area * ( IS Conc. / IS Area )
Curve type: 2nd Order, Origin: Exclude, Weighting: 1/x, Axis trans: None

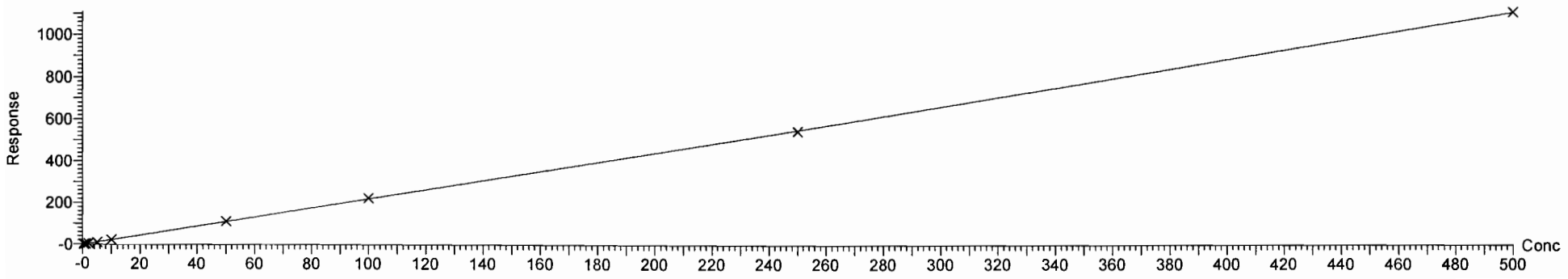

Dataset: F:\Projects\PFAS.PRO\Results\190728M1\190728M1-CRV.qld

Last Altered: Sunday, July 28, 2019 19:34:02 Pacific Daylight Time
Printed: Sunday, July 28, 2019 19:38:12 Pacific Daylight Time

Compound name: PFDA
Correlation coefficient: r = 0.998499, r^2 = 0.997000
Calibration curve: 1.24957 * x + 0.0872793
Response type: Internal Std ( Ref 60 ), Area * ( IS Conc. / IS Area )
Curve type: Linear, Origin: Exclude, Weighting: 1/x, Axis trans: None

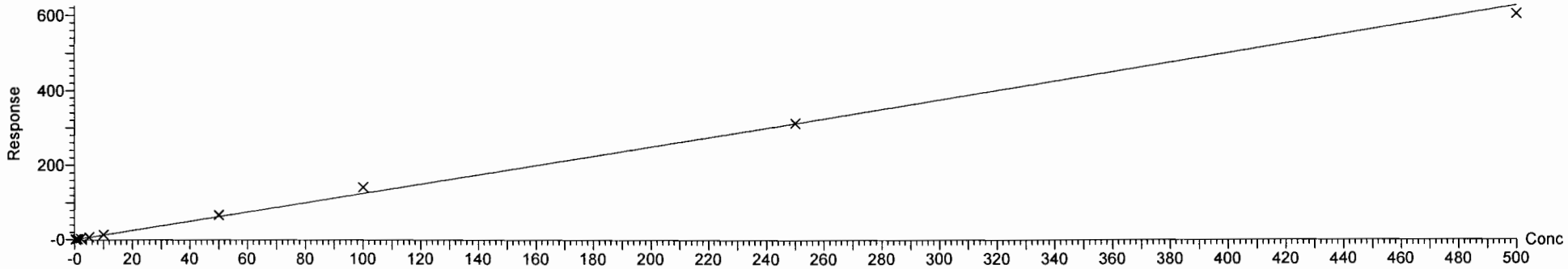


Compound name: 8:2 FTS
Coefficient of Determination: R^2 = 0.998613
Calibration curve: -0.00102721 * x^2 + 2.16048 * x + -0.0477495
Response type: Internal Std ( Ref 61 ), Area * ( IS Conc. / IS Area )
Curve type: 2nd Order, Origin: Include, Weighting: 1/x, Axis trans: None

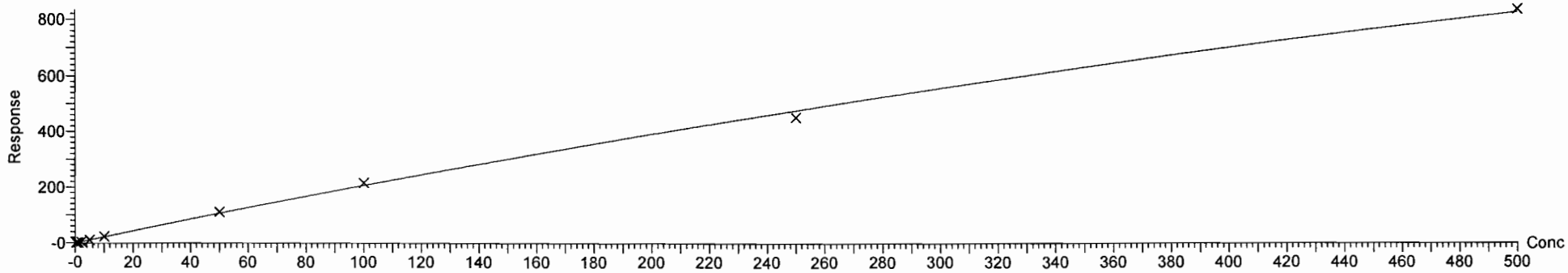

Dataset: F:\Projects\PFAS.PRO\Results\190728M1\190728M1-CRV.qld

Last Altered: Sunday, July 28, 2019 19:34:02 Pacific Daylight Time
Printed: Sunday, July 28, 2019 19:38:12 Pacific Daylight Time

Compound name: PFNS
Correlation coefficient: r = 0.999256, r^2 = 0.998513
Calibration curve: 0.743437 * x + -0.109566
Response type: Internal Std ( Ref 59 ), Area * ( IS Conc. / IS Area )
Curve type: Linear, Origin: Exclude, Weighting: 1/x, Axis trans: None

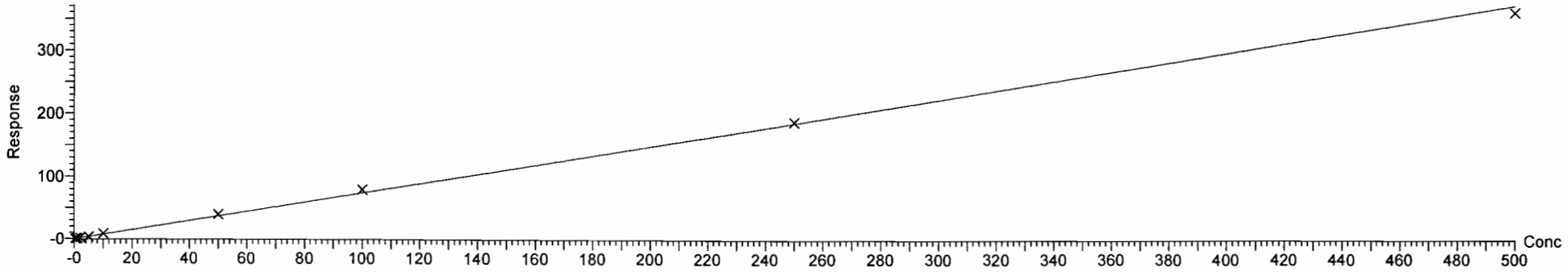


Compound name: L-MeFOSAA
Coefficient of Determination: R^2 = 0.999709
Calibration curve: -0.000283396 * x^2 + 2.0177 * x + -0.00805876
Response type: Internal Std ( Ref 62 ), Area * ( IS Conc. / IS Area )
Curve type: 2nd Order, Origin: Exclude, Weighting: 1/x, Axis trans: None

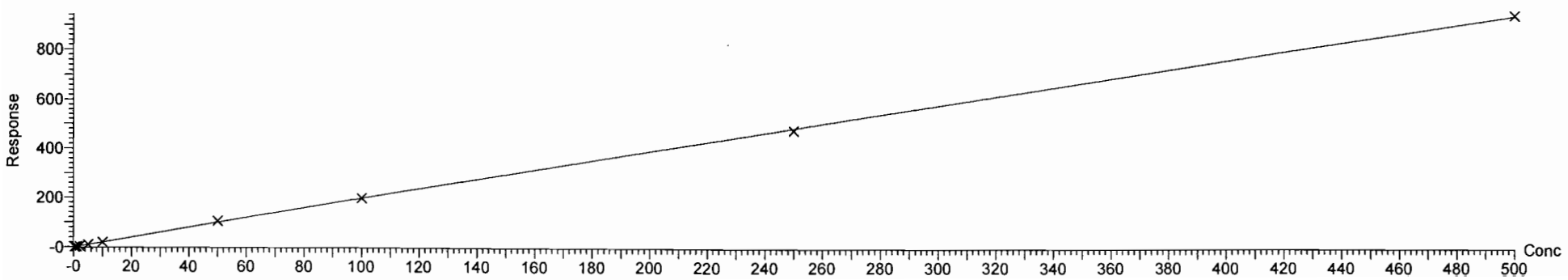

Vista Analytical Laboratory Q1

Dataset: F:\Projects\PFAS.PRO\Results\190728M1\190728M1-CRV.qld

Last Altered: Sunday, July 28, 2019 19:34:02 Pacific Daylight Time
Printed: Sunday, July 28, 2019 19:38:59 Pacific Daylight Time

**Method: F:\Projects\PFAS.PRO\MethDB\PFAS_FULL_80C_072819.mdb 28 Jul 2019 19:34:01**
**Calibration: F:\Projects\PFAS.PRO\CurveDB\C18_VAL-PFAS_Q4_07-28-19.cdb 28 Jul 2019 19:32:01**

Compound name: L-EtFOSAA
Correlation coefficient: r = 0.999551, r^2 = 0.999101
Calibration curve: 1.22455 * x + -0.0394388
Response type: Internal Std ( Ref 64 ), Area * ( IS Conc. / IS Area )
Curve type: Linear, Origin: Include, Weighting: 1/x, Axis trans: None

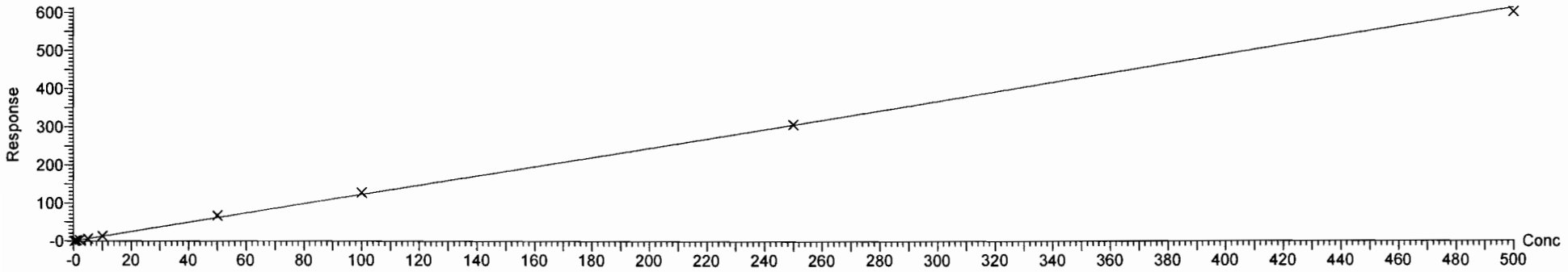


Compound name: PFUdA
Correlation coefficient: r = 0.999312, r^2 = 0.998625
Calibration curve: 0.920592 * x + 0.072824
Response type: Internal Std ( Ref 63 ), Area * ( IS Conc. / IS Area )
Curve type: Linear, Origin: Exclude, Weighting: 1/x, Axis trans: None

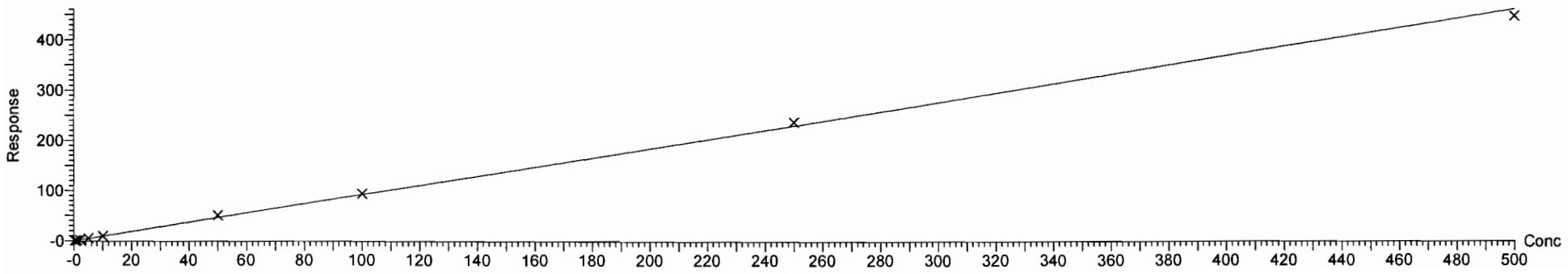

Dataset: F:\Projects\PFAS.PRO\Results\190728M1\190728M1-CRV.qld

Last Altered: Sunday, July 28, 2019 19:54:16 Pacific Daylight Time
Printed: Sunday, July 28, 2019 19:58:50 Pacific Daylight Time

Compound name: PFDS
Coefficient of Determination: R^2 = 0.999413
Calibration curve: 0.00270882 * x^2 + 1.77165 * x + -0.0767289
Response type: Internal Std ( Ref 61 ), Area * ( IS Conc. / IS Area )
Curve type: 2nd Order, Origin: Exclude, Weighting: 1/x, Axis trans: None

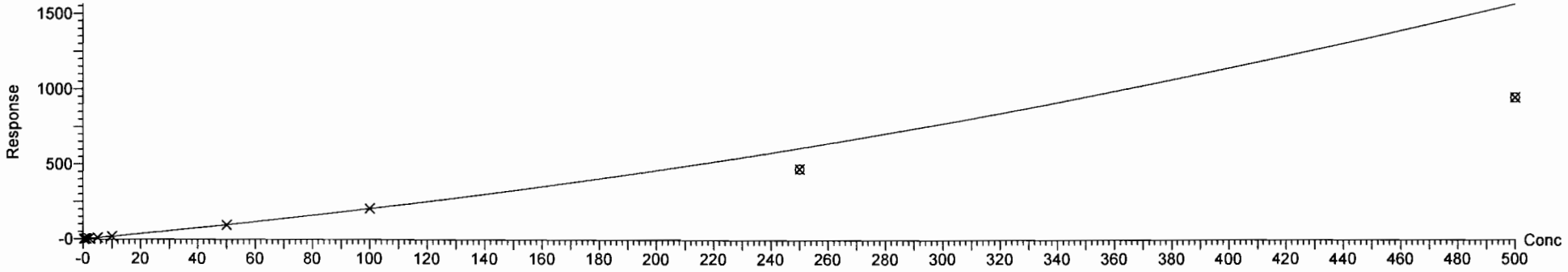


Compound name: 11Cl-PF30UdS
Coefficient of Determination: R^2 = 0.999710
Calibration curve: -9.64062e-006 * x^2 + 0.0604718 * x + -0.0082961
Response type: Internal Std ( Ref 65 ), Area * ( IS Conc. / IS Area )
Curve type: 2nd Order, Origin: Exclude, Weighting: 1/x, Axis trans: None

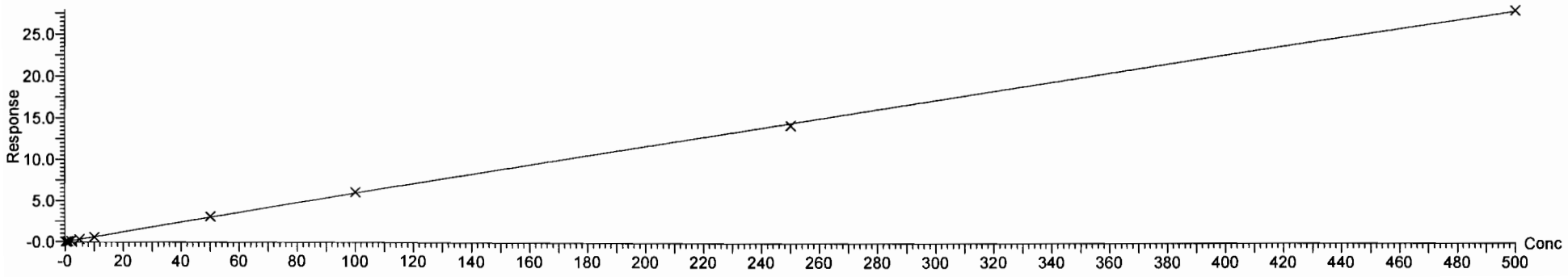

Dataset: F:\Projects\PFAS.PRO\Results\190728M1\190728M1-CRV.qld

Last Altered: Sunday, July 28, 2019 19:34:02 Pacific Daylight Time
Printed: Sunday, July 28, 2019 19:38:59 Pacific Daylight Time

Compound name: 10:2 FTS
Coefficient of Determination: R^2 = 0.998755
Calibration curve: -0.00160989 * x^2 + 2.77986 * x + 0.104731
Response type: Internal Std ( Ref 61 ), Area * ( IS Conc. / IS Area )
Curve type: 2nd Order, Origin: Exclude, Weighting: 1/x, Axis trans: None

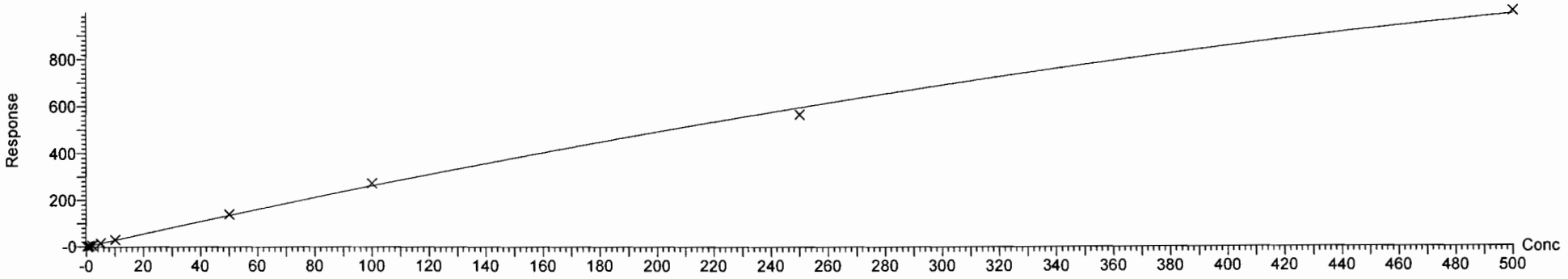


Compound name: PFDoA
Coefficient of Determination: R^2 = 0.999801
Calibration curve: -0.000495186 * x^2 + 1.10249 * x + 0.0305623
Response type: Internal Std ( Ref 65 ), Area * ( IS Conc. / IS Area )
Curve type: 2nd Order, Origin: Exclude, Weighting: 1/x, Axis trans: None

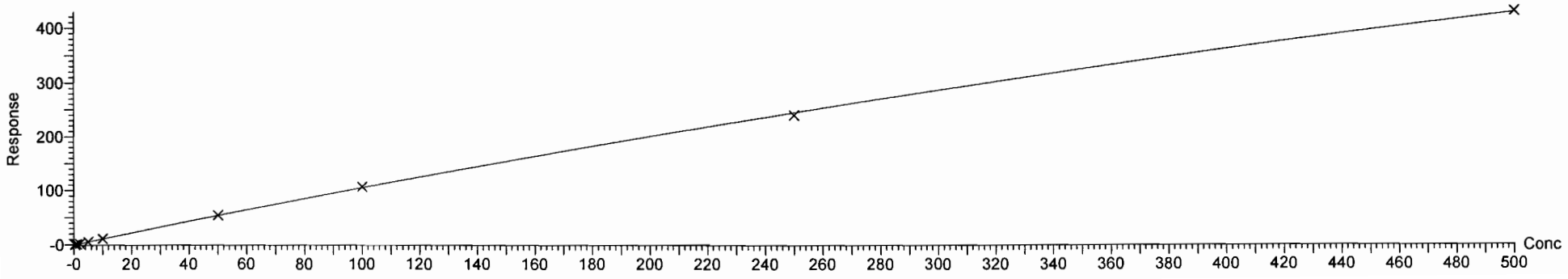

Dataset: F:\Projects\PFAS.PRO\Results\190728M1\190728M1-CRV.qld

Last Altered: Sunday, July 28, 2019 19:34:02 Pacific Daylight Time
Printed: Sunday, July 28, 2019 19:38:59 Pacific Daylight Time

Compound name: N-MeFOSA
Coefficient of Determination: R^2 = 0.999104
Calibration curve: -0.000135263 * x^2 + 1.2231 * x + 0.164985
Response type: Internal Std ( Ref 66 ), Area * ( IS Conc. / IS Area )
Curve type: 2nd Order, Origin: Include, Weighting: 1/x, Axis trans: None

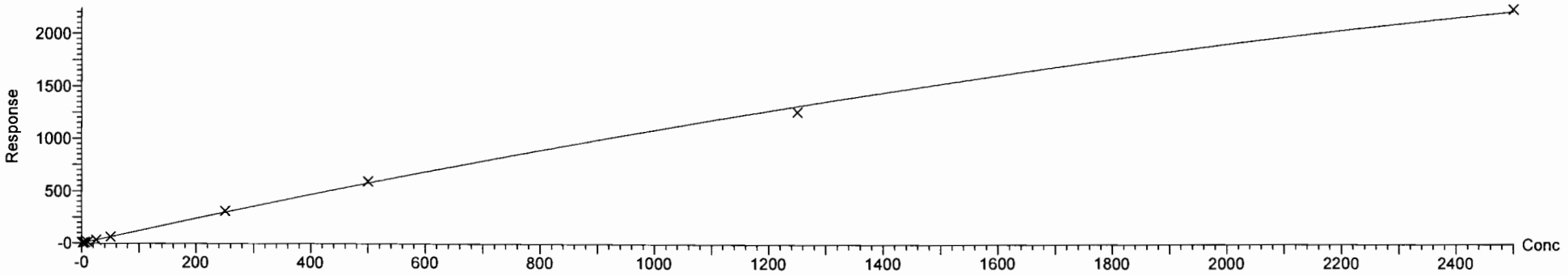


Compound name: PFTrDA
Coefficient of Determination: R^2 = 0.999635
Calibration curve: -0.00058026 * x^2 + 1.18368 * x + 0.030986
Response type: Internal Std ( Ref 65 ), Area * ( IS Conc. / IS Area )
Curve type: 2nd Order, Origin: Exclude, Weighting: 1/x, Axis trans: None

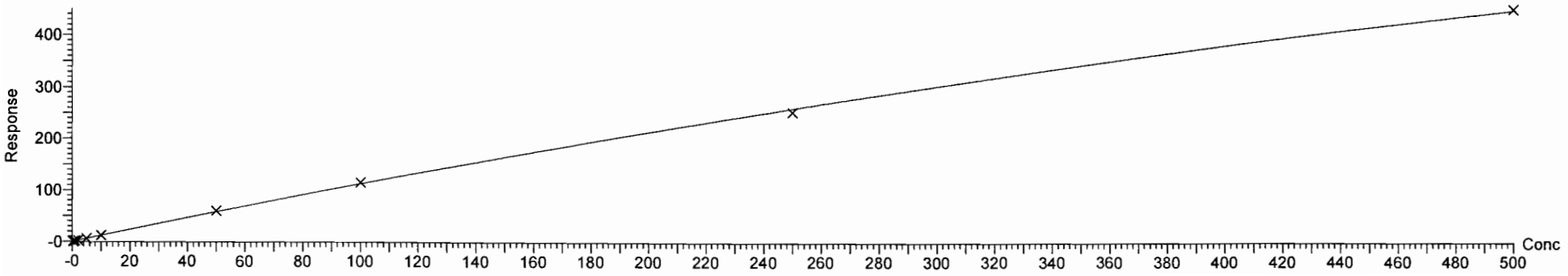

Vista Analytical Laboratory Q1

Dataset: F:\Projects\PFAS.PRO\Results\190728M1\190728M1-CRV.qld

Last Altered: Sunday, July 28, 2019 19:34:02 Pacific Daylight Time
Printed: Sunday, July 28, 2019 19:38:59 Pacific Daylight Time

Compound name: PFDoS
Coefficient of Determination: R^2 = 0.999742
Calibration curve: -3.75659e-005 * x^2 + 0.166754 * x + -0.0150944
Response type: Internal Std ( Ref 67 ), Area * ( IS Conc. / IS Area )
Curve type: 2nd Order, Origin: Exclude, Weighting: 1/x, Axis trans: None

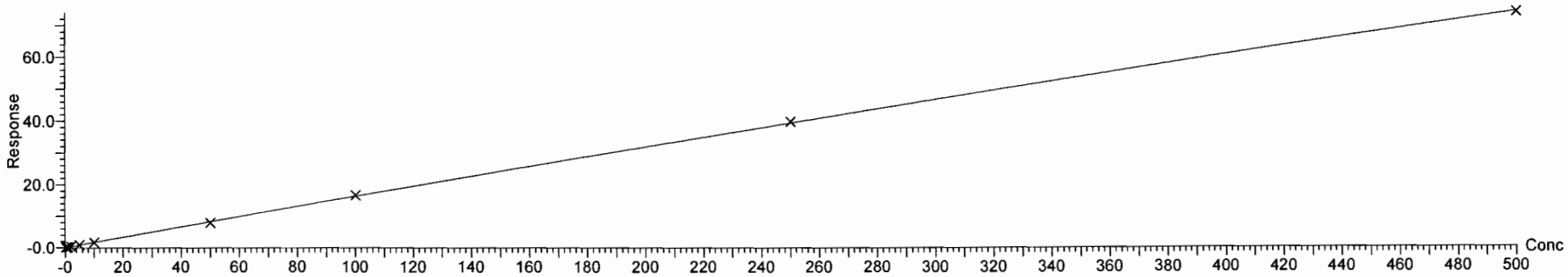


Compound name: PFTeDA
Correlation coefficient: r = 0.998457, r^2 = 0.996916
Calibration curve: 1.43497 * x + 0.170906
Response type: Internal Std ( Ref 67 ), Area * ( IS Conc. / IS Area )
Curve type: Linear, Origin: Exclude, Weighting: 1/x, Axis trans: None

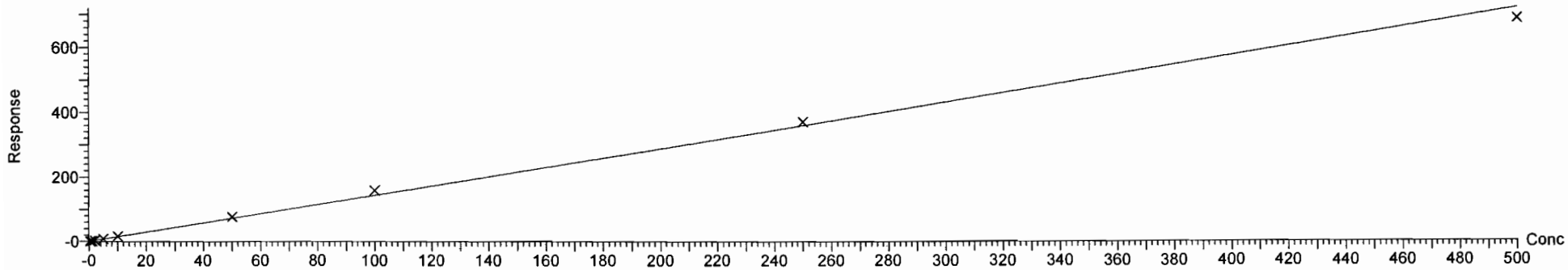

Dataset: F:\Projects\PFAS.PRO\Results\190728M1\190728M1-CRV.qld

Last Altered: Sunday, July 28, 2019 19:34:02 Pacific Daylight Time
Printed: Sunday, July 28, 2019 19:38:59 Pacific Daylight Time

Compound name: N-EtFOSA
Coefficient of Determination: R^2 = 0.999711
Calibration curve: -6.59208e-005 * x^2 + 1.01513 * x + -0.237465
Response type: Internal Std ( Ref 68 ), Area * ( IS Conc. / IS Area )
Curve type: 2nd Order, Origin: Exclude, Weighting: 1/x, Axis trans: None

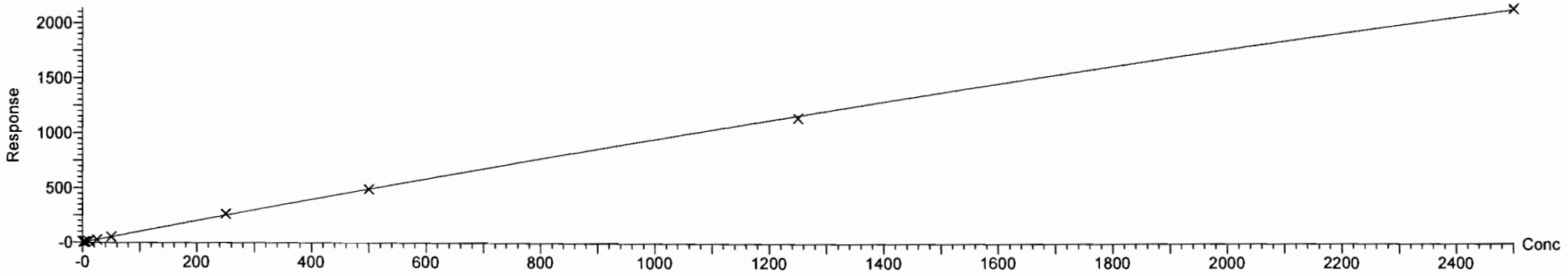


Compound name: PFHxDA
Coefficient of Determination: R^2 = 0.999533
Calibration curve: -0.000230672 * x^2 + 0.634092 * x + 0.0646736
Response type: Internal Std ( Ref 69 ), Area * ( IS Conc. / IS Area )
Curve type: 2nd Order, Origin: Exclude, Weighting: 1/x, Axis trans: None

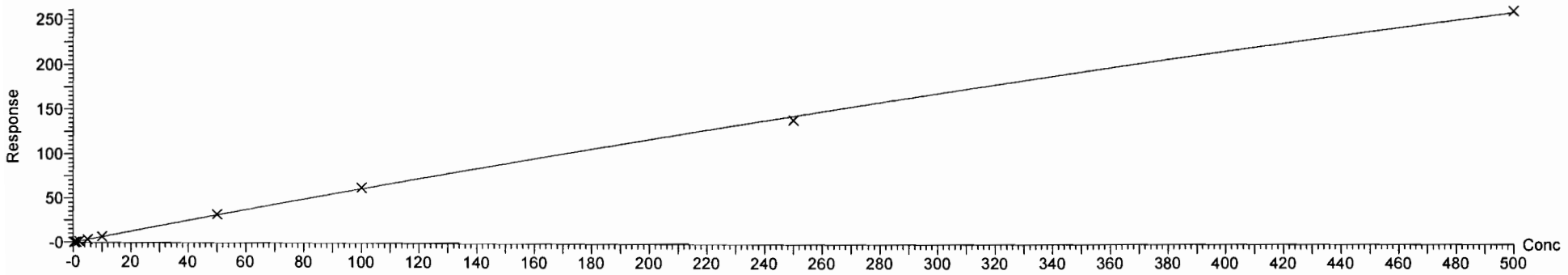

Dataset: F:\Projects\PFAS.PRO\Results\190728M1\190728M1-CRV.qld

Last Altered: Sunday, July 28, 2019 19:34:02 Pacific Daylight Time
Printed: Sunday, July 28, 2019 19:38:59 Pacific Daylight Time

Compound name: PFODA
Correlation coefficient: r = 0.997967, r^2 = 0.995939
Calibration curve: 0.749925 * x + 0.0751295
Response type: Internal Std ( Ref 69 ), Area * ( IS Conc. / IS Area )
Curve type: Linear, Origin: Include, Weighting: 1/x, Axis trans: None

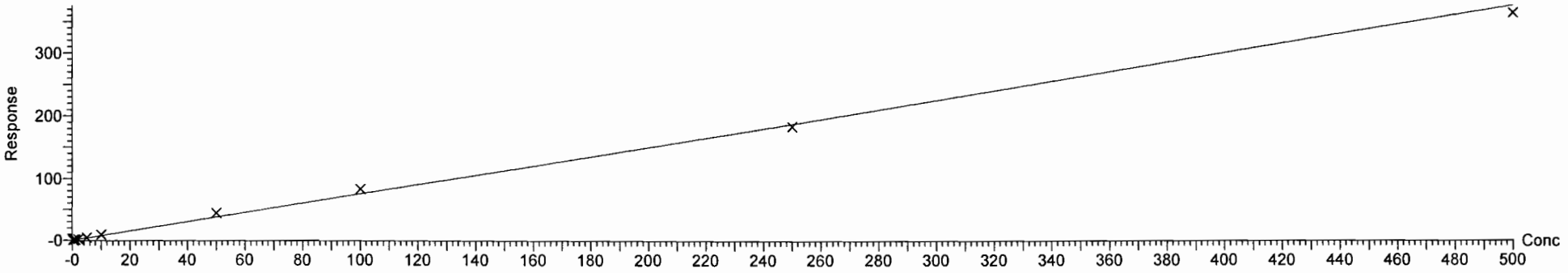


Compound name: N-MeFOSE
Correlation coefficient: r = 0.999280, r^2 = 0.998561
Calibration curve: 1.08645 * x + 0.16244
Response type: Internal Std ( Ref 70 ), Area * ( IS Conc. / IS Area )
Curve type: Linear, Origin: Exclude, Weighting: 1/x, Axis trans: None

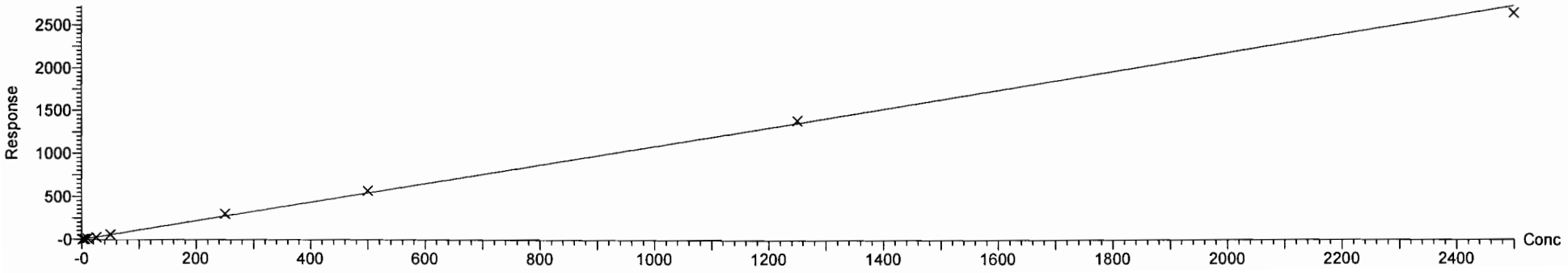

Dataset: F:\Projects\PFAS.PRO\Results\190728M1\190728M1-CRV.qld

Last Altered: Sunday, July 28, 2019 19:34:02 Pacific Daylight Time
Printed: Sunday, July 28, 2019 19:38:59 Pacific Daylight Time

Compound name: N-EtFOSE
Correlation coefficient: r = 0.999877, r^2 = 0.999755
Calibration curve: 1.2854 * x + 0.0160377
Response type: Internal Std ( Ref 71 ), Area * ( IS Conc. / IS Area )
Curve type: Linear, Origin: Exclude, Weighting: 1/x, Axis trans: None

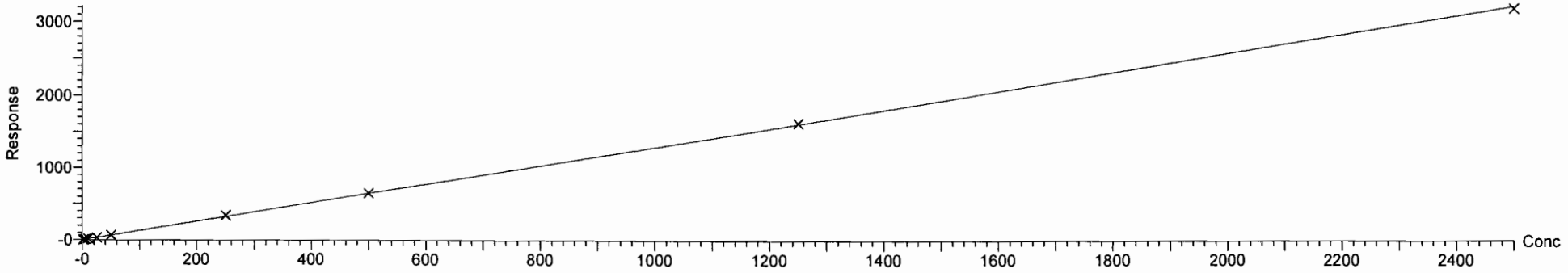

Dataset: F:\Projects\PFAS.PRO\Results\190728M1\190728M1-CRV.qld

Last Altered: Sunday, July 28, 2019 19:34:02 Pacific Daylight Time
Printed: Sunday, July 28, 2019 19:34:33 Pacific Daylight Time

**Method: F:\Projects\PFAS.PRO\MethDB\PFAS_FULL_80C_072819.mdb 28 Jul 2019 19:34:01**
**Calibration: F:\Projects\PFAS.PRO\CurveDB\C18_VAL-PFAS_Q4_07-28-19.cdb 28 Jul 2019 19:32:01**

**Name: 190728M1_4, Date: 28-Jul-2019, Time: 15:38:41, ID: ST190728M1-1 PFC CS-2 19G1101, Description: PFC CS-2 19G1101**

**PFBA**
F2:MRM of 1 channel,ES-
213.0 > 168.8
4.012e+003

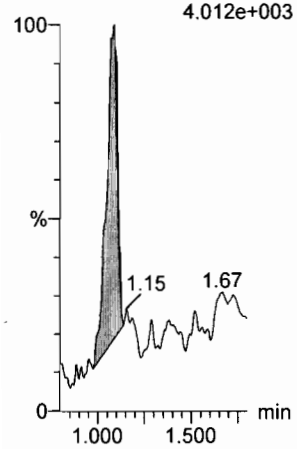


**PFPrS**
F6:MRM of 2 channels,ES-
248.9 > 79.9
7.627e+002

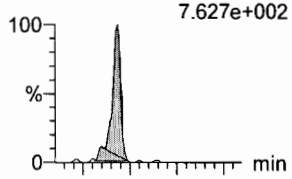


F6:MRM of 2 channels,ES-
248.9 > 98.9
1.763e+002

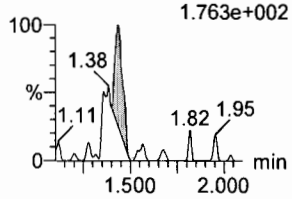


**3:3 FTCA**
F5:MRM of 2 channels,ES-
240.9 > 176.9
1.785e+002

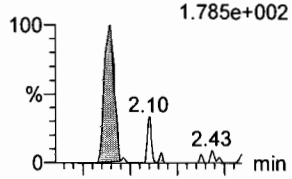


F5:MRM of 2 channels,ES-
240.9 > 116.9
2.426e+002

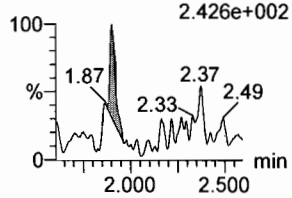


**PFPeA**
F7:MRM of 1 channel,ES-
263.1 > 218.9
4.956e+003

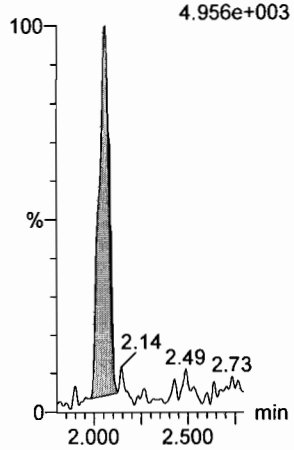


**PFBS**
F11:MRM of 2 channels,ES-
299.0 > 79.7
1.349e+003

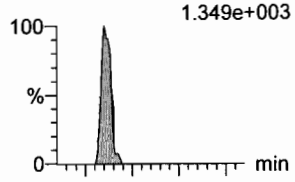


F11:MRM of 2 channels,ES-
299.0 > 99.0
6.927e+002

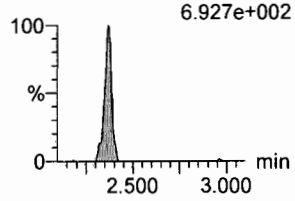


**4:2 FTS**
F16:MRM of 2 channels,ES-
327.0 > 306.9
3.764e+003

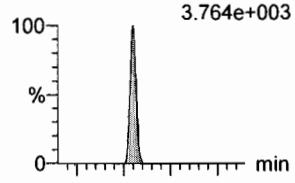


F16:MRM of 2 channels,ES-
327.0 > 80.9
1.319e+003

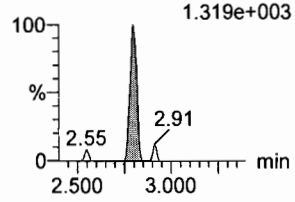


**13C3-PFBA**
F3:MRM of 1 channel,ES-
216.1 > 171.8
1.501e+005

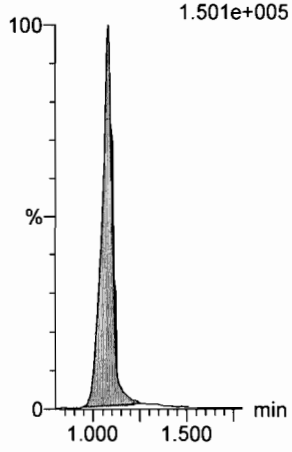


**13C3-PFBS**
F12:MRM of 1 channel,ES-
302.0 > 98.8
3.633e+004

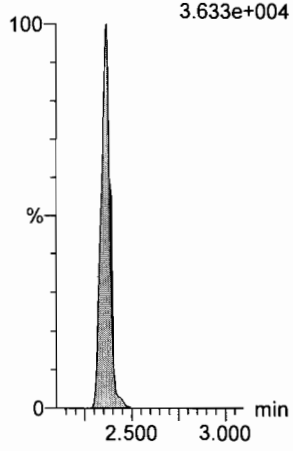


**13C3-PFPeA**
F8:MRM of 1 channel,ES-
266.0 > 221.8
2.437e+005

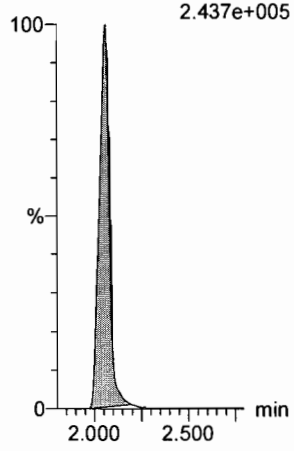


**13C3-PFPeA**
F8:MRM of 1 channel,ES-
266.0 > 221.8
2.437e+005

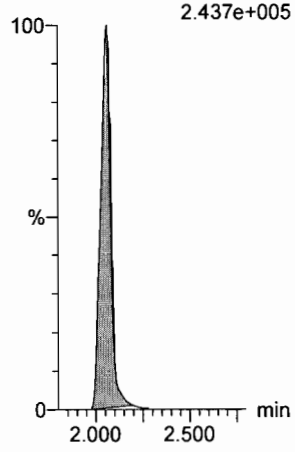


**13C3-PFBS**
F12:MRM of 1 channel,ES-
302.0 > 98.8
3.633e+004

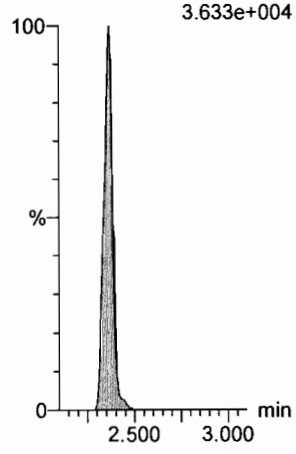


**13C2-4:2 FTS**
F17:MRM of 2 channels,ES-
329.0 > 79.9
8.038e+004

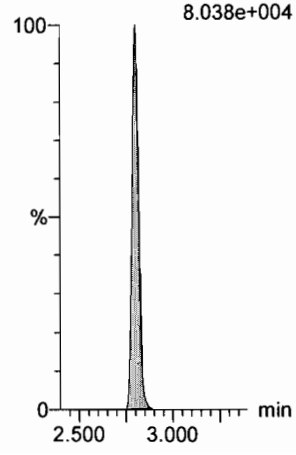

Dataset: F:\Projects\PFAS.PRO\Results\190728M1\190728M1-CRV.qld

Last Altered: Sunday, July 28, 2019 19:34:02 Pacific Daylight Time
Printed: Sunday, July 28, 2019 19:34:33 Pacific Daylight Time

**Name: 190728M1_4, Date: 28-Jul-2019, Time: 15:38:41, ID: ST190728M1-1 PFC CS-2 19G1101, Description: PFC CS-2 19G1101**

**PFHxA**
F13:MRM of 2 channels,ES-
313.0 > 269.0
1.475e+004

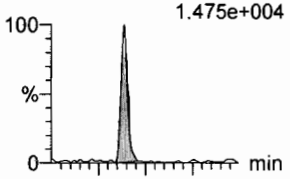


F13:MRM of 2 channels,ES-
313 > 118.9
1.159e+003

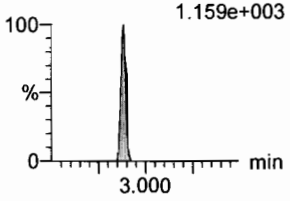


**PFPeS**
F19:MRM of 2 channels,ES-
349.1 > 80.1
1.454e+003

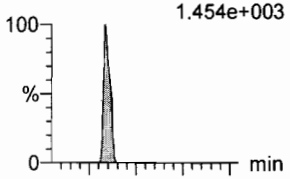


F19:MRM of 2 channels,ES-
349.1 > 99
7.500e+002

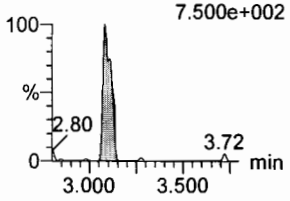


**HFPO-DA**
F9:MRM of 3 channels,ES-
285.1 > 168.9
7.359e+002

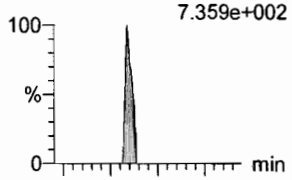


F9:MRM of 3 channels,ES-
285.1 > 184.9
2.263e+002

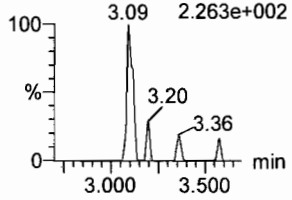


**5:3 FTCA**
F18:MRM of 2 channels,ES-
340.9 > 236.9
1.219e+003

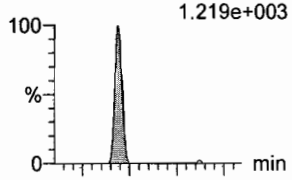


F18:MRM of 2 channels,ES-
340.9 > 216.9
7.341e+002

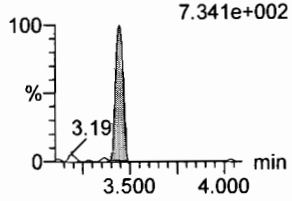


**PFHpA**
F20:MRM of 2 channels,ES-
363.0 > 318.9
6.495e+003

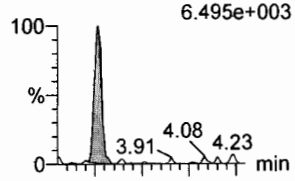


F20:MRM of 2 channels,ES-
363.0 > 169.0
PFHpA5.496e+002

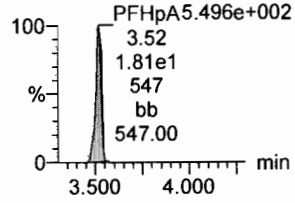


**ADONA**
F22:MRM of 2 channels,ES-
376.8 > 250.9
1.939e+004

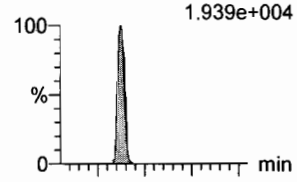


F22:MRM of 2 channels,ES-
376.8 > 85.0
5.939e+003

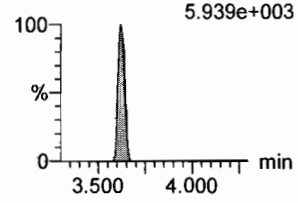


**13C2-PFHxA**
F14:MRM of 1 channel,ES-
315.0 > 270.0
2.764e+005

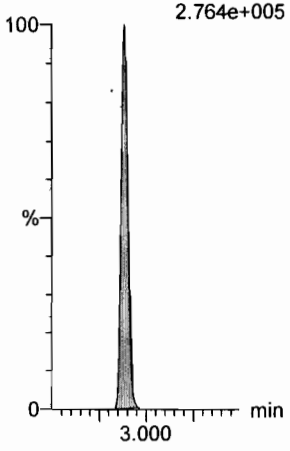


**13C3-PFBS**
F12:MRM of 1 channel,ES-
302.0 > 98.8
3.633e+004

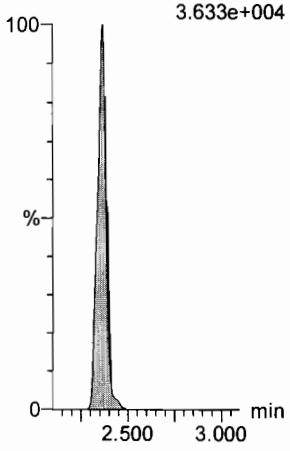


**13C3-HFPO-DA**
F10:MRM of 2 channels,ES-
287.0 > 168.9
4.112e+004

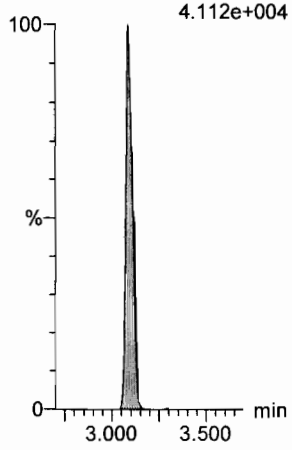


**13C4-PFHpA**
F21:MRM of 1 channel,ES-
367.2 > 321.8
3.475e+005

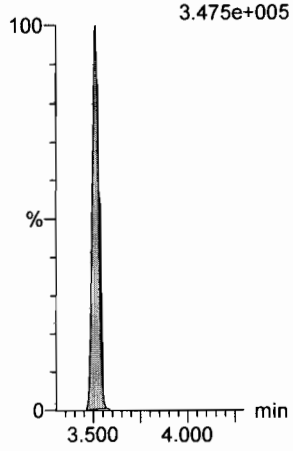


**13C4-PFHpA**
F21:MRM of 1 channel,ES-
367.2 > 321.8
3.475e+005

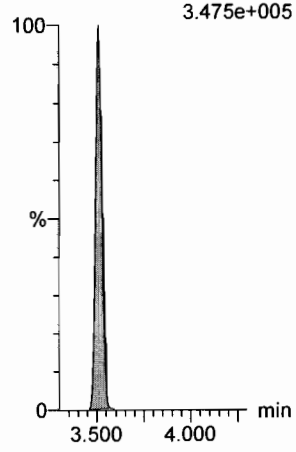


**13C4-PFHpA**
F21:MRM of 1 channel,ES-
367.2 > 321.8
3.475e+005

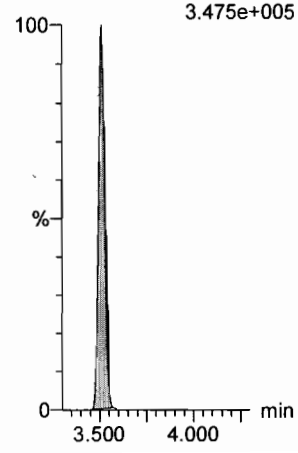

Dataset: F:\Projects\PFAS.PRO\Results\190728M1\190728M1-CRV.qld

Last Altered: Sunday, July 28, 2019 19:34:02 Pacific Daylight Time
Printed: Sunday, July 28, 2019 19:34:33 Pacific Daylight Time

**Name: 190728M1_4, Date: 28-Jul-2019, Time: 15:38:41, ID: ST190728M1-1 PFC CS-2 19G1101, Description: PFC CS-2 19G1101**

**L-PFHxS**

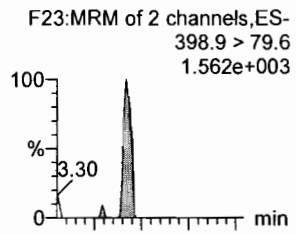


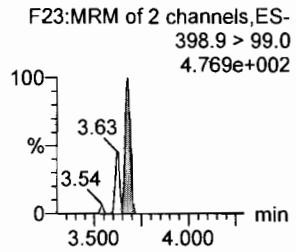


**6:2 FTS**

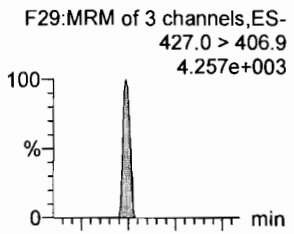


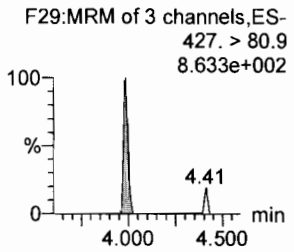


**L-PFOA**

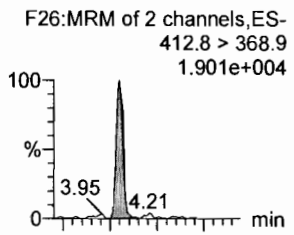


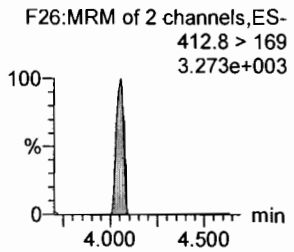


**PFEChS**

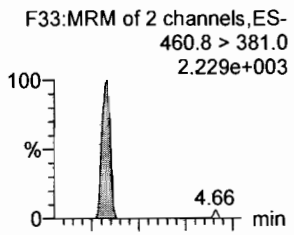


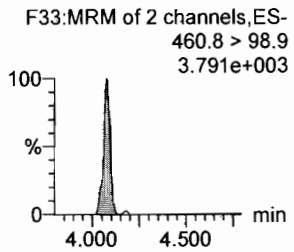


**PFHpS**

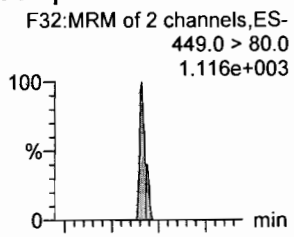


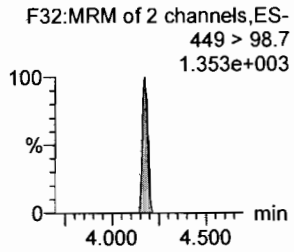


**7:3 FTCA**

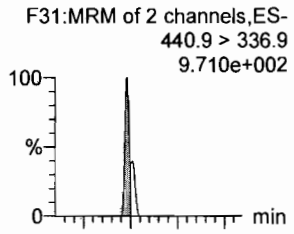


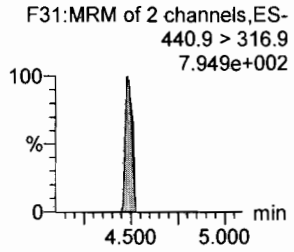


**13C3-PFHxS**

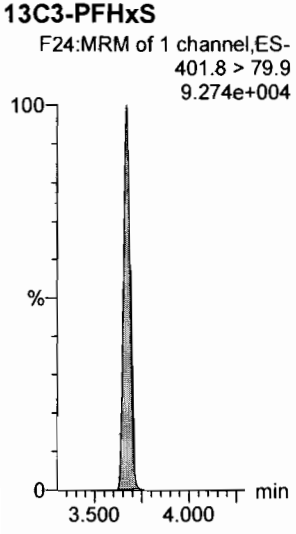


**13C2-6:2 FTS**

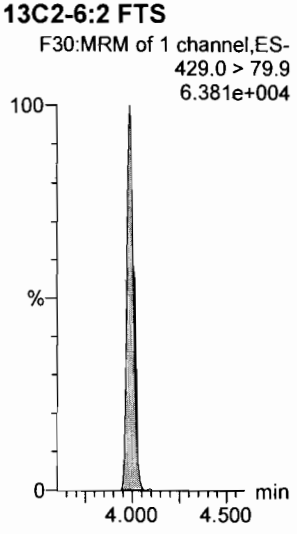


**13C2-PFOA**

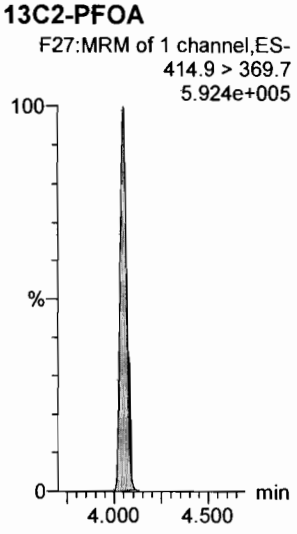


**13C2-PFOA**

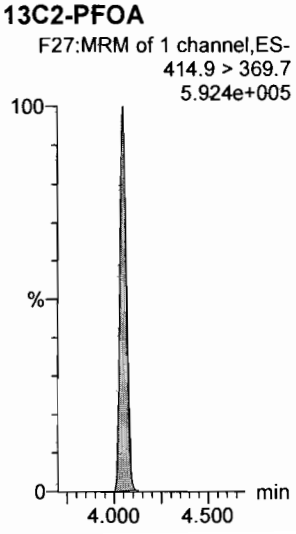


**13C8-PFOS**

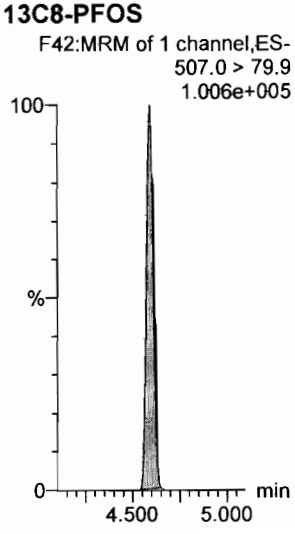


**13C5-PFNA**

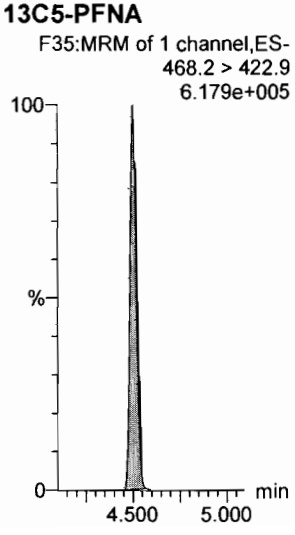

Dataset: F:\Projects\PFAS.PRO\Results\190728M1\190728M1-CRV.qld

Last Altered: Sunday, July 28, 2019 19:34:02 Pacific Daylight Time
Printed: Sunday, July 28, 2019 19:34:33 Pacific Daylight Time

**Name: 190728M1_4, Date: 28-Jul-2019, Time: 15:38:41, ID: ST190728M1-1 PFC CS-2 19G1101, Description: PFC CS-2 19G1101**

**PFNA**

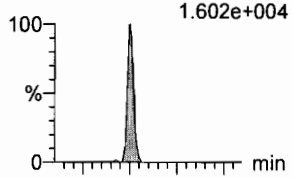


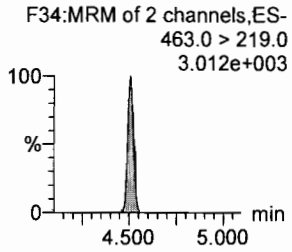


**PFOSA**

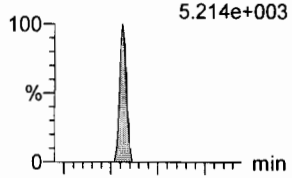


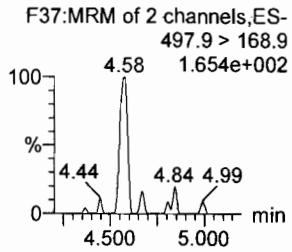


**L-PFOS**

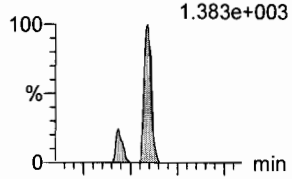


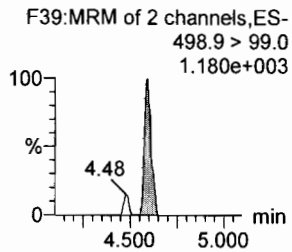


**9Cl-PF30NS**

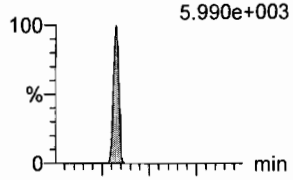


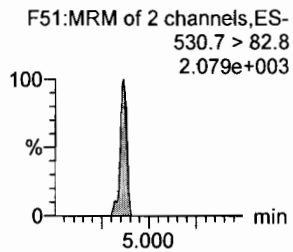


**PFDA**

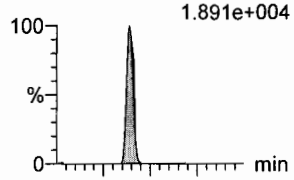


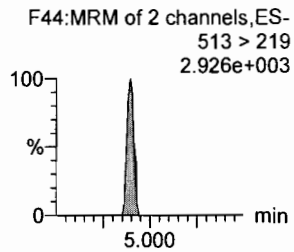


**8:2 FTS**

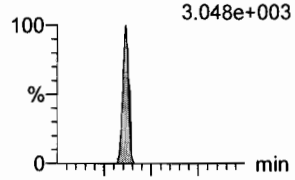


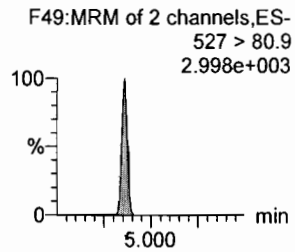


**13C5-PFNA**

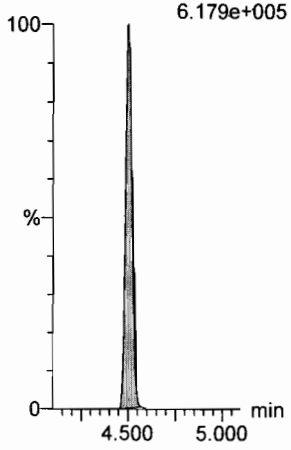


**13C8-PFOSA**

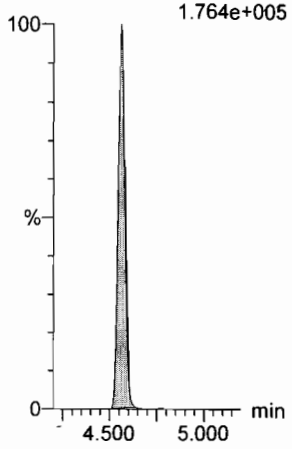


**13C8-PFOS**

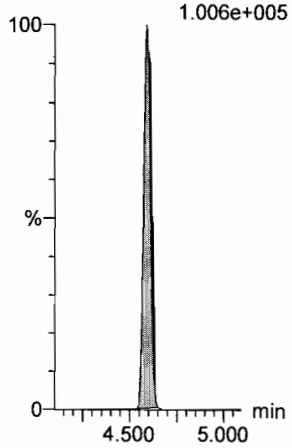


**13C8-PFOS**

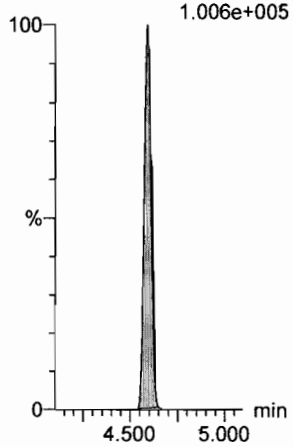


**13C2-PFDA**

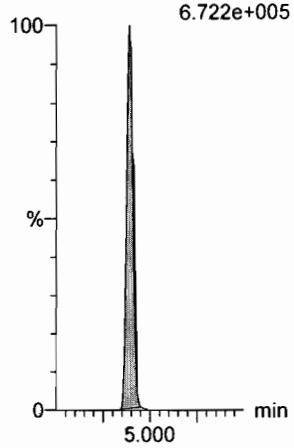


**13C2-8:2 FTS**

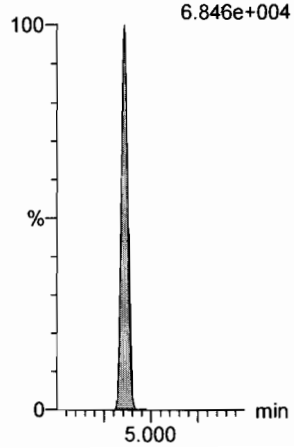

Dataset: F:\Projects\PFAS.PRO\Results\190728M1\190728M1-CRV.qld

Last Altered: Sunday, July 28, 2019 19:34:02 Pacific Daylight Time
Printed: Sunday, July 28, 2019 19:34:33 Pacific Daylight Time

**Name: 190728M1_4, Date: 28-Jul-2019, Time: 15:38:41, ID: ST190728M1-1 PFC CS-2 19G1101, Description: PFC CS-2 19G1101**

**PFNS**

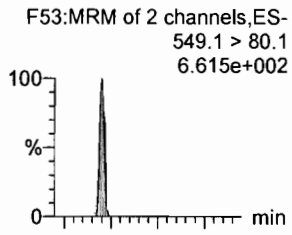


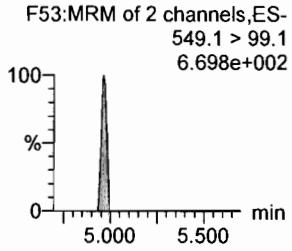


**L-MeFOSAA**

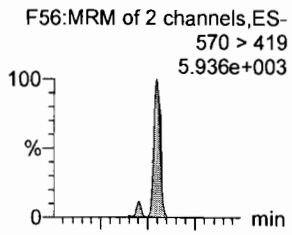


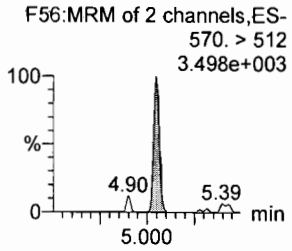


**L-EtFOSAA**

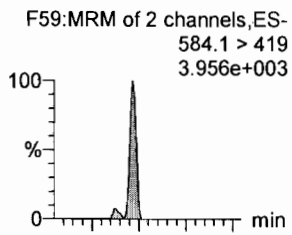


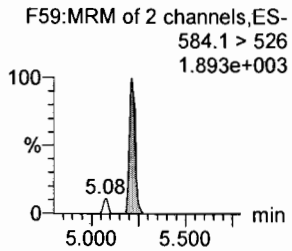


**PFUdA**

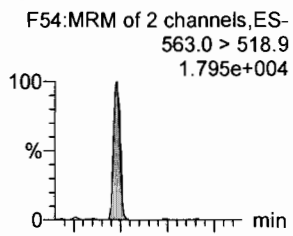


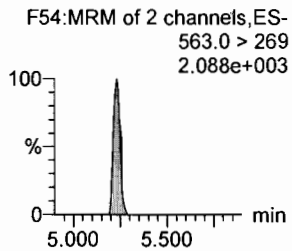


**PFDS**

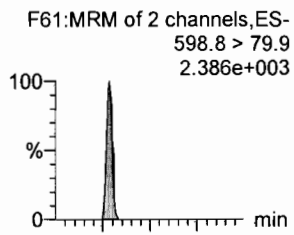


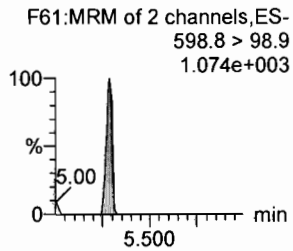


**11Cl-PF30UdS**

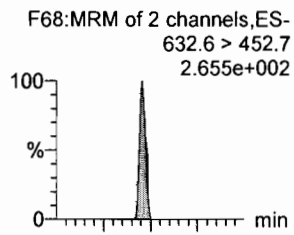


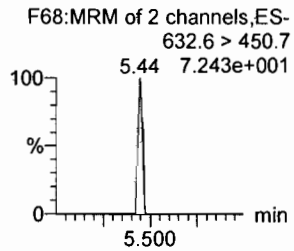


**13C8-PFOS**

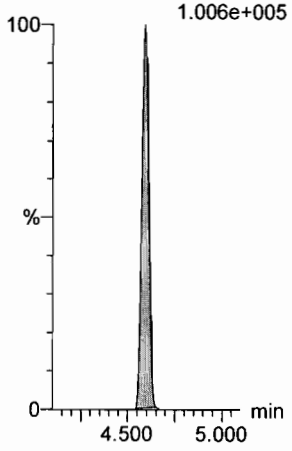


**d3-N-MeFOSAA**

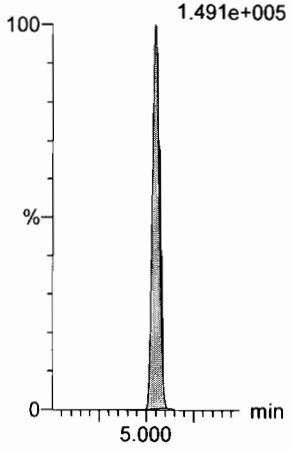


**d5-N-EtFOSAA**

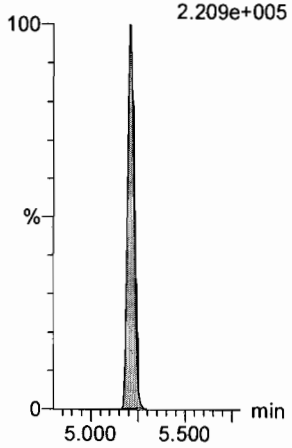


**13C2-PFUdA**

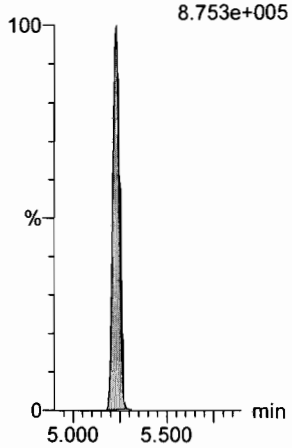


**13C2-8:2 FTS**

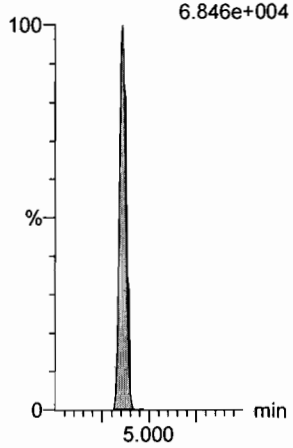


**13C2-PFDoA**

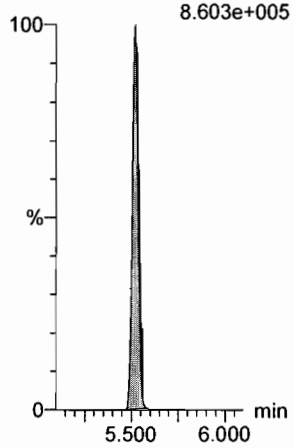

Dataset: F:\Projects\PFAS.PRO\Results\190728M1\190728M1-CRV.qld

Last Altered: Sunday, July 28, 2019 19:34:02 Pacific Daylight Time
Printed: Sunday, July 28, 2019 19:34:33 Pacific Daylight Time

**Name: 190728M1_4, Date: 28-Jul-2019, Time: 15:38:41, ID: ST190728M1-1 PFC CS-2 19G1101, Description: PFC CS-2 19G1101**

**10:2 FTS**
F66:MRM of 2 channels,ES-
627.0 > 606.9
4.610e+003

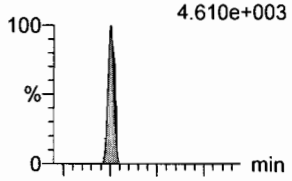

F66:MRM of 2 channels,ES-
627.0 > 80.9
3.187e+003

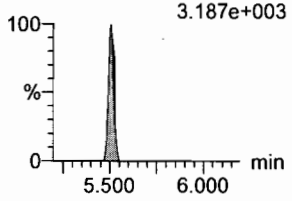

**PFDoA**
F62:MRM of 4 channels,ES-
612.9 > 569.0
1.813e+004

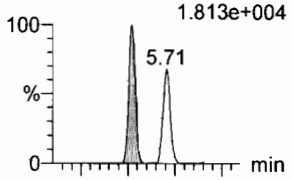


F62:MRM of 4 channels,ES-
612.9 > 318.8
2.377e+003

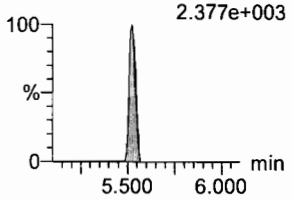

**N-MeFOSA**
F43:MRM of 2 channels,ES-
512.1 > 168.9
4.189e+003

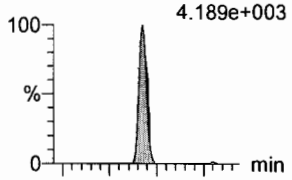

F43:MRM of 2 channels,ES-
512.1 > 219
2.478e+003

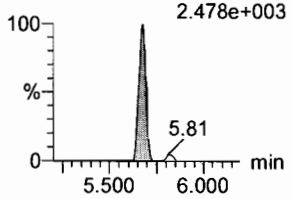


**PFTrDA**
F70:MRM of 2 channels,ES-
662.9 > 618.9
2.017e+004

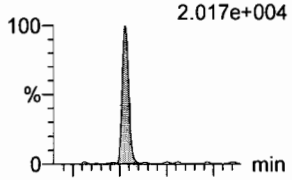

F70:MRM of 2 channels,ES-
662.9 > 319
4.447e+002

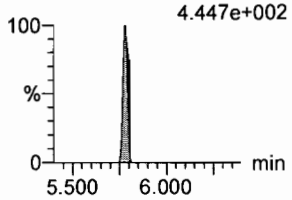

**PFDoS**
F71:MRM of 2 channels,ES-
698.8 > 79.9
8.791e+002

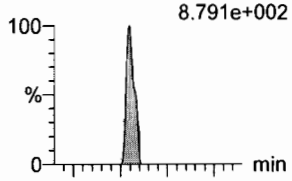

F71:MRM of 2 channels,ES-
698.8 > 98.9
7.492e+002

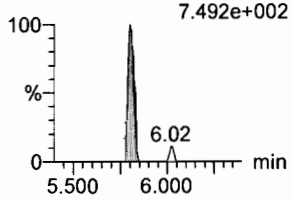


**PFTeDA**
F72:MRM of 2 channels,ES-
713.0 > 669.0
2.031e+004

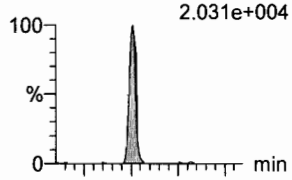

F72:MRM of 2 channels,ES-
713. > 369.0
1.357e+003

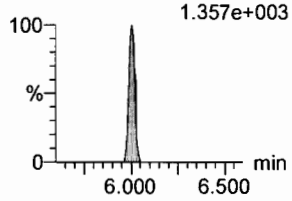

**13C2-8:2 FTS**
F50:MRM of 1 channel,ES-
529 > 79.9
6.846e+004

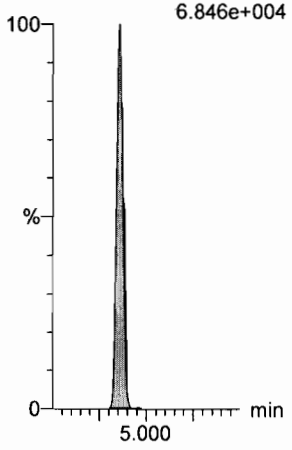

**13C2-PFDoA**
F63:MRM of 1 channel,ES-
614.7 > 569.7
8.603e+005

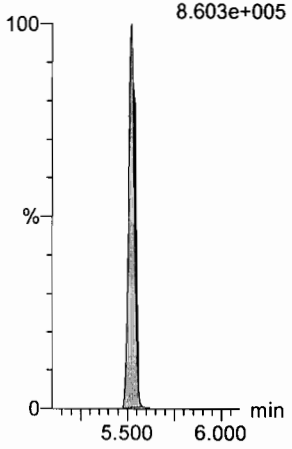

**d3-N-MeFOSA**
F46:MRM of 1 channel,ES-
515.2 > 168.9
3.633e+005

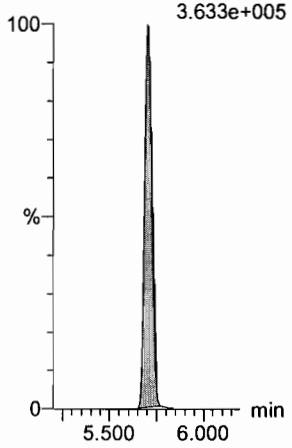

**13C2-PFDoA**
F63:MRM of 1 channel,ES-
614.7 > 569.7
8.603e+005

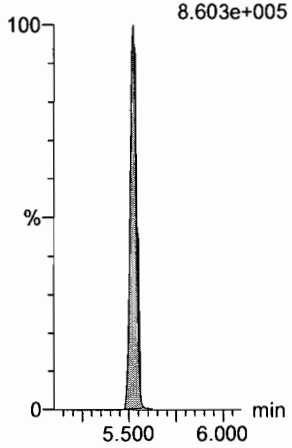

**13C2-PFTeDA**
F73:MRM of 2 channels,ES-
715.1 > 669.7
5.616e+005

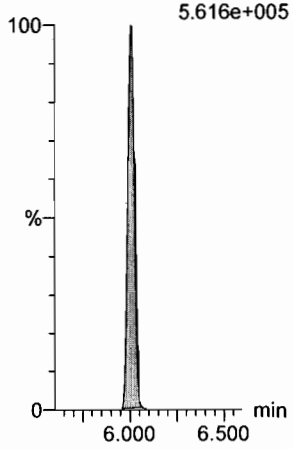

**13C2-PFTeDA**
F73:MRM of 2 channels,ES-
715.1 > 669.7
5.616e+005

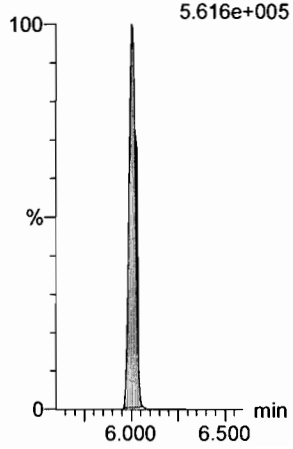

Dataset: F:\Projects\PFAS.PRO\Results\190728M1\190728M1-CRV.qld

Last Altered: Sunday, July 28, 2019 19:34:02 Pacific Daylight Time
Printed: Sunday, July 28, 2019 19:34:33 Pacific Daylight Time

**Name: 190728M1_4, Date: 28-Jul-2019, Time: 15:38:41, ID: ST190728M1-1 PFC CS-2 19G1101, Description: PFC CS-2 19G1101**

**N-EtFOSA**

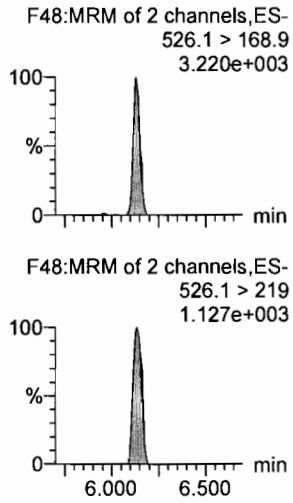


**PFHxDA**

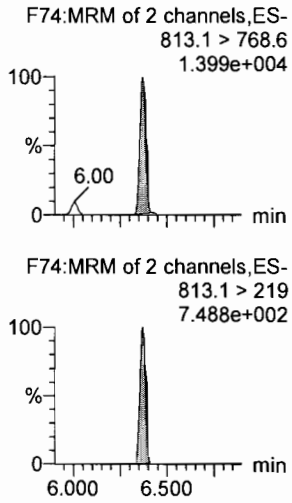


**PFODA**




**N-MeFOSE**

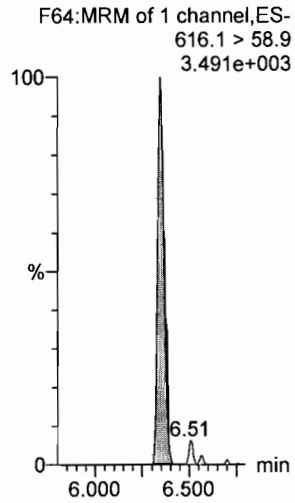


**N-EtFOSE**




**13C4-PFBA**

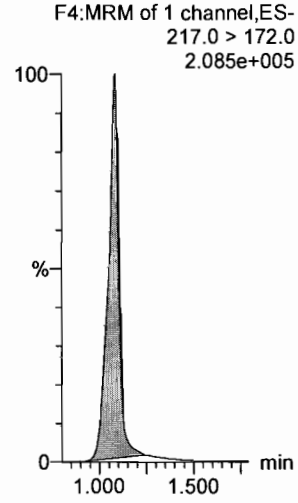


**d5-N-ETFOSA**

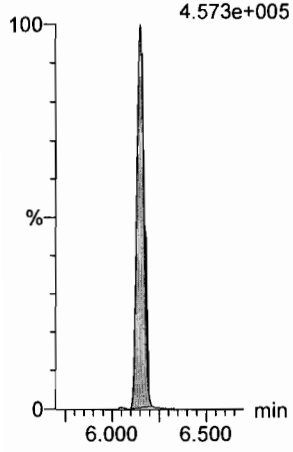


**13C2-PFHxDA**

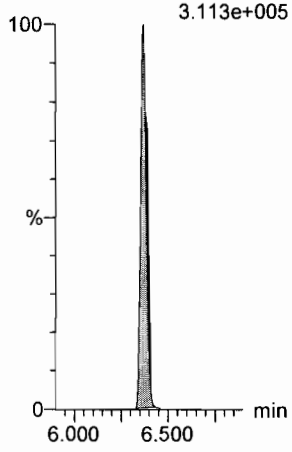


**13C2-PFHxDA**

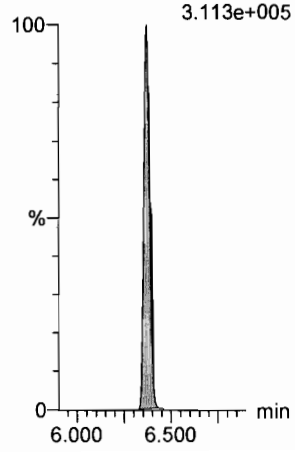


**d7-N-MeFOSE**

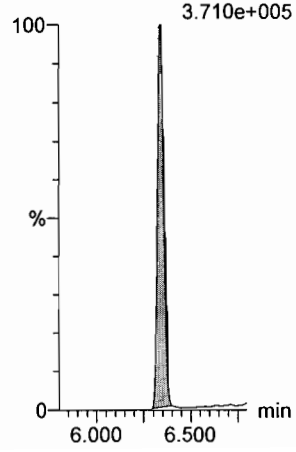


**d9-N-EtFOSE**

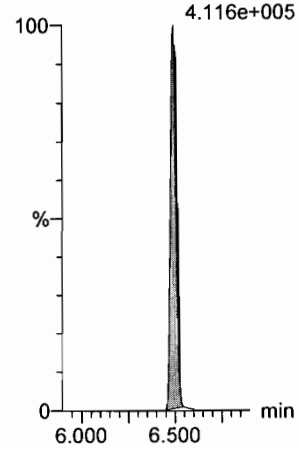


**13C5-PFHxA**

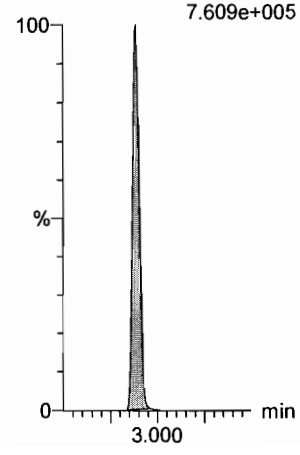

Dataset: F:\Projects\PFAS.PRO\Results\190728M1\190728M1-CRV.qld

Last Altered: Sunday, July 28, 2019 19:34:02 Pacific Daylight Time
Printed: Sunday, July 28, 2019 19:34:33 Pacific Daylight Time

**Name: 190728M1_4, Date: 28-Jul-2019, Time: 15:38:41, ID: ST190728M1-1 PFC CS-2 19G1101, Description: PFC CS-2 19G1101**

**13C8-PFOA**

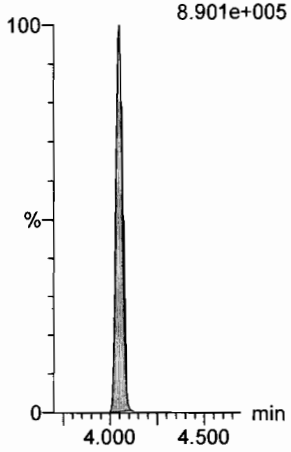


**18O2-PFHxS**

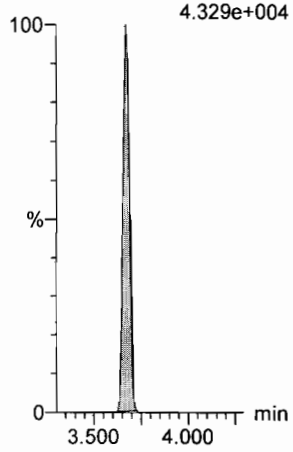


**13C9-PFNA**

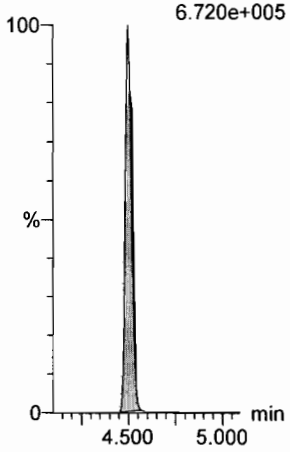


**13C4-PFOS**

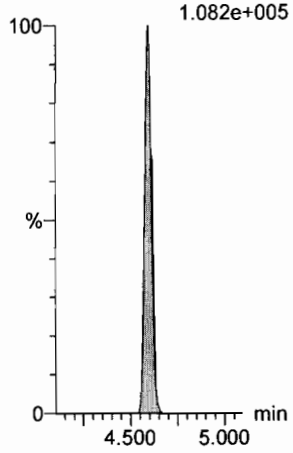


**13C6-PFDA**

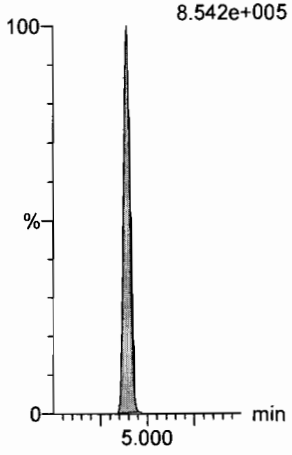


**13C7-PFUdA**

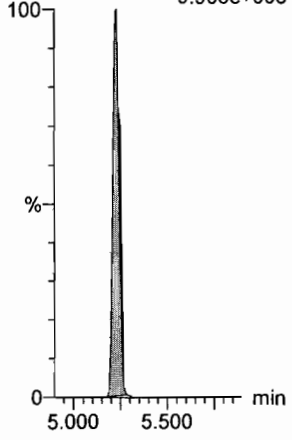

Dataset: F:\Projects\PFAS.PRO\Results\190728M1\190728M1-CRV.qld

Last Altered: Sunday, July 28, 2019 19:34:02 Pacific Daylight Time
Printed: Sunday, July 28, 2019 19:34:33 Pacific Daylight Time

**Name: 190728M1_5, Date: 28-Jul-2019, Time: 15:49:20, ID: ST190728M1-2 PFC CS-1 19G1102, Description: PFC CS-1 19G1102**

**PFBA**

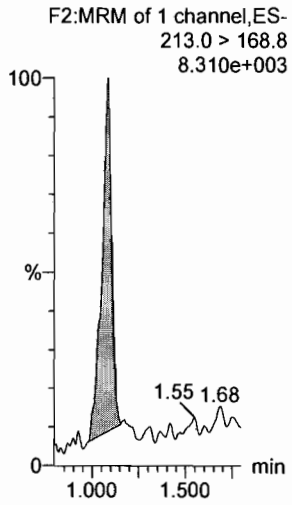


**PFPrS**

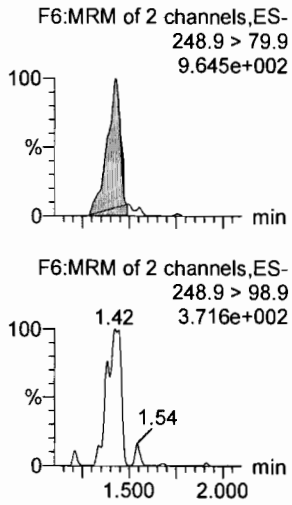


**3:3 FTCA**

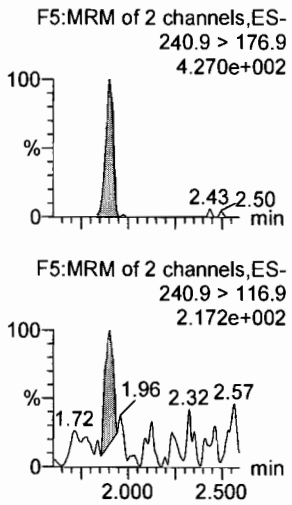


**PFPeA**

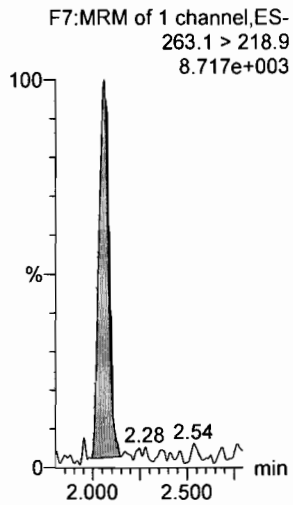


**PFBS**

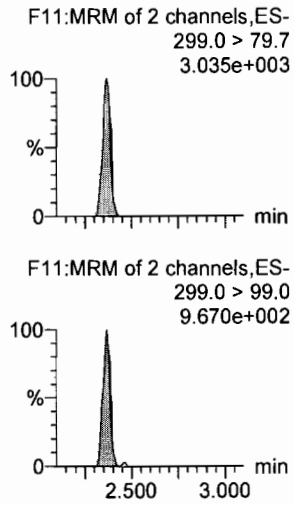


**4:2 FTS**

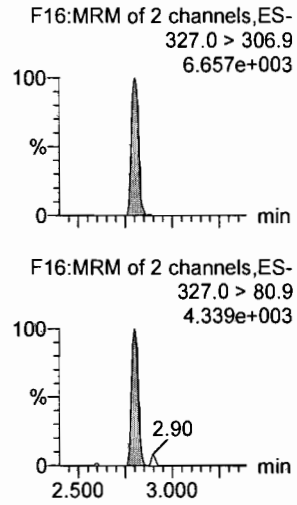


**13C3-PFBA**

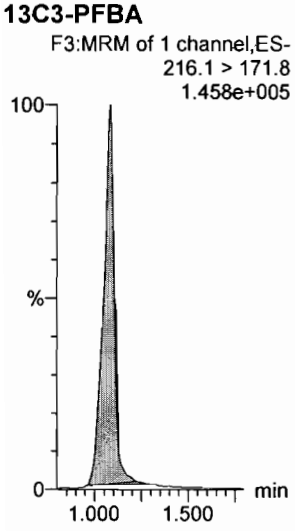


**13C3-PFBS**

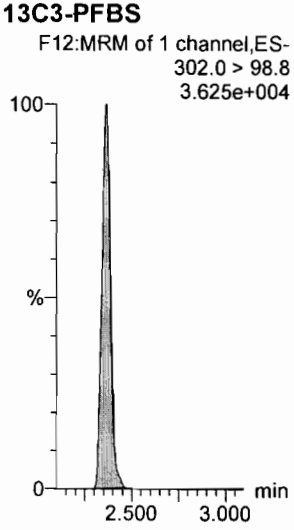


**13C3-PFPeA**

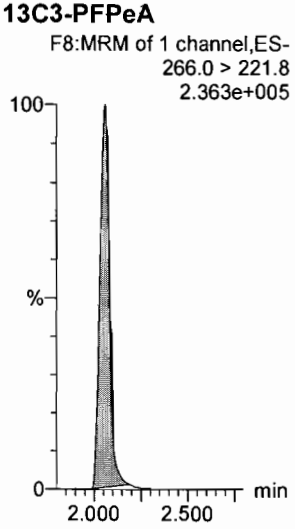


**13C3-PFPeA**

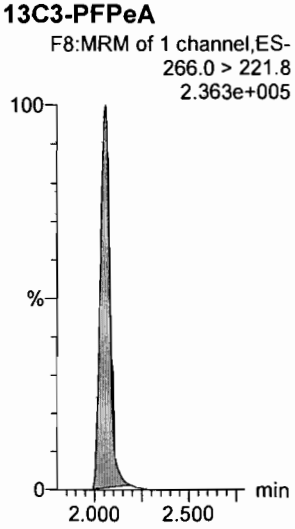


**13C3-PFBS**

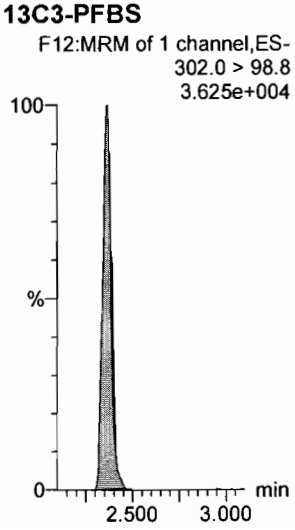


**13C2-4:2 FTS**

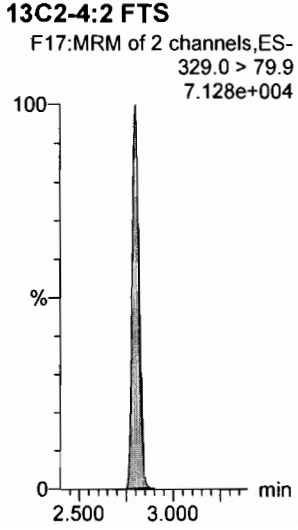

Dataset: F:\Projects\PFAS.PRO\Results\190728M1\190728M1-CRV.qld

Last Altered: Sunday, July 28, 2019 19:34:02 Pacific Daylight Time
Printed: Sunday, July 28, 2019 19:34:33 Pacific Daylight Time

**Name: 190728M1_5, Date: 28-Jul-2019, Time: 15:49:20, ID: ST190728M1-2 PFC CS-1 19G1102, Description: PFC CS-1 19G1102**

**PFHxA**

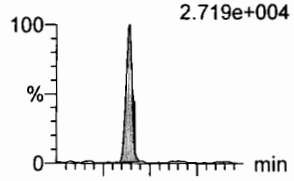


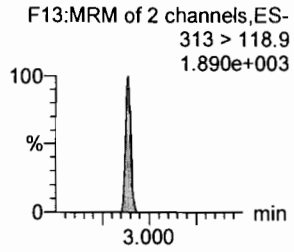


**PFPeS**

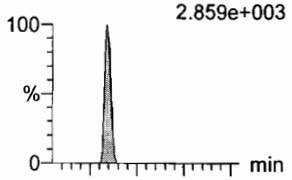


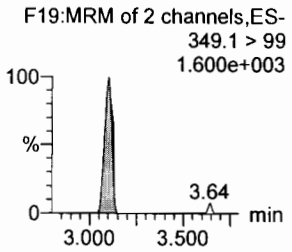


**HFPO-DA**

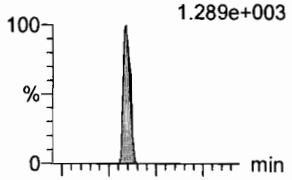


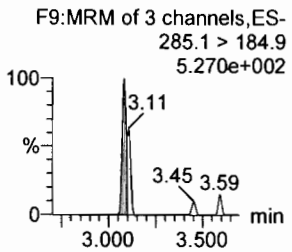


**5:3 FTCA**

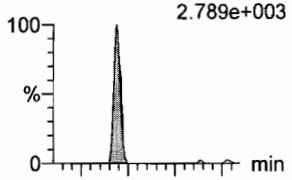


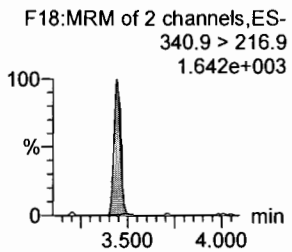


**PFHpA**

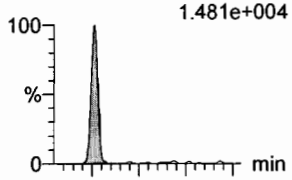


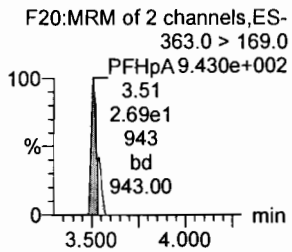


**ADONA**

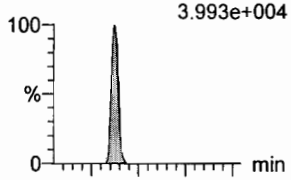


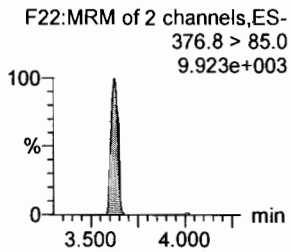


**13C2-PFHxA**

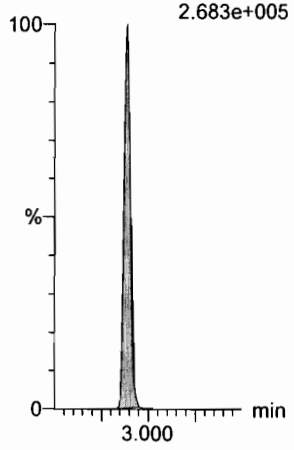


**13C3-PFBS**

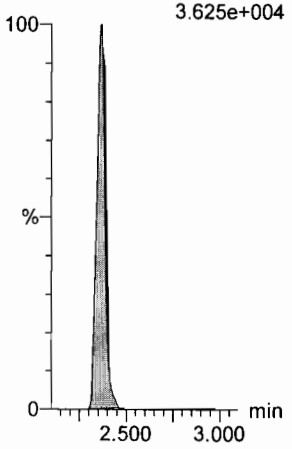


**13C3-HFPO-DA**

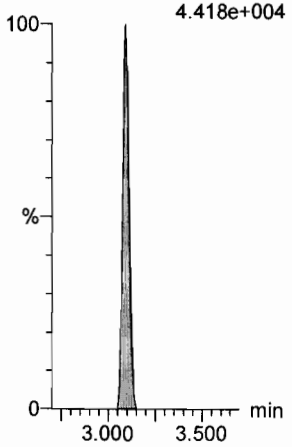


**13C4-PFHpA**

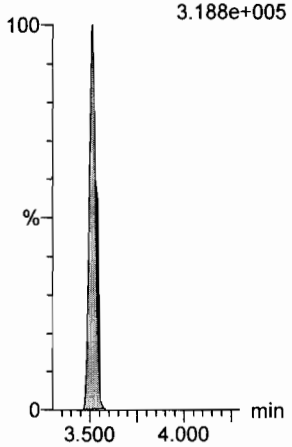


**13C4-PFHpA**

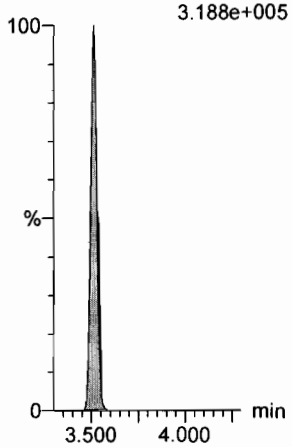


**13C4-PFHpA**

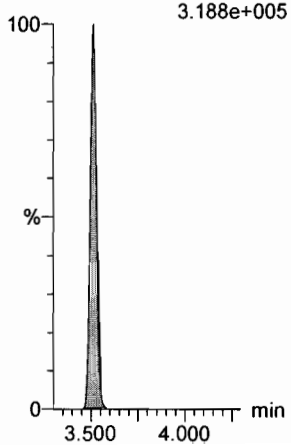

Dataset: F:\Projects\PFAS.PRO\Results\190728M1\190728M1-CRV.qld

Last Altered: Sunday, July 28, 2019 19:34:02 Pacific Daylight Time
Printed: Sunday, July 28, 2019 19:34:33 Pacific Daylight Time

**Name: 190728M1_5, Date: 28-Jul-2019, Time: 15:49:20, ID: ST190728M1-2 PFC CS-1 19G1102, Description: PFC CS-1 19G1102**

**L-PFHxS**

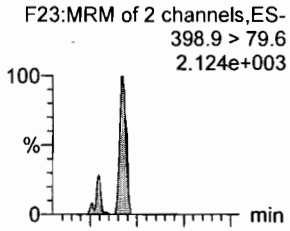


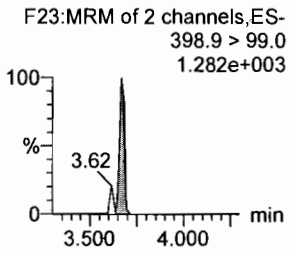


**6:2 FTS**

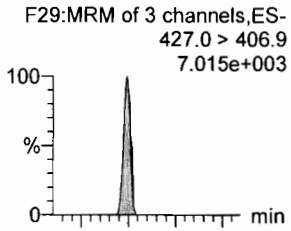


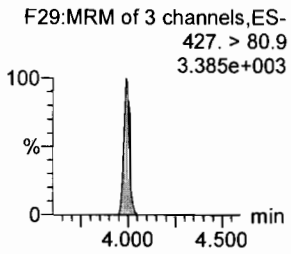


**L-PFOA**

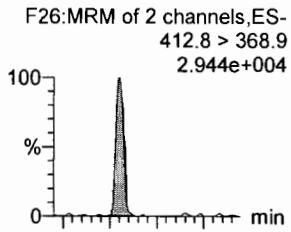


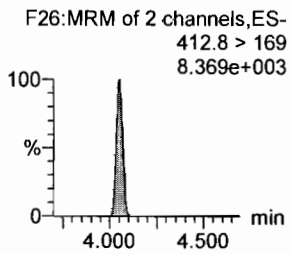


**PFEChS**

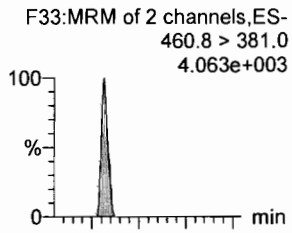


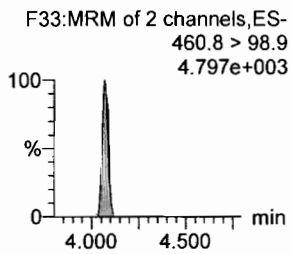


**PFHpS**

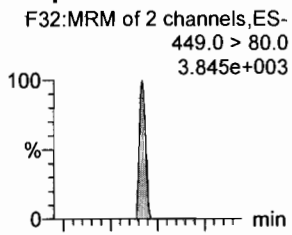


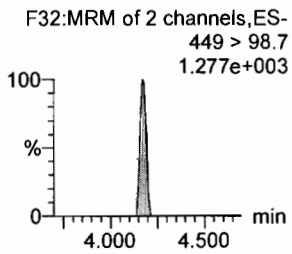


**7:3 FTCA**

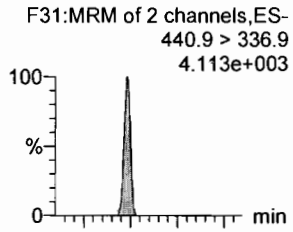


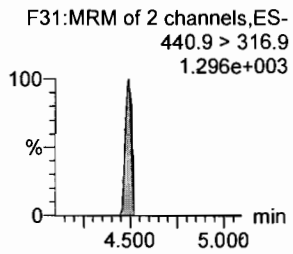


**13C3-PFHxS**

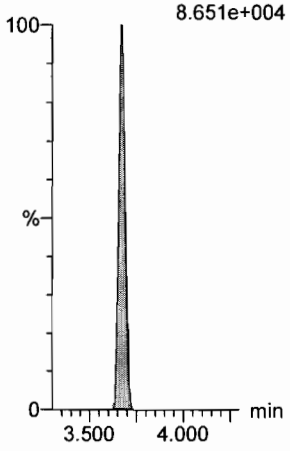


**13C2-6:2 FTS**

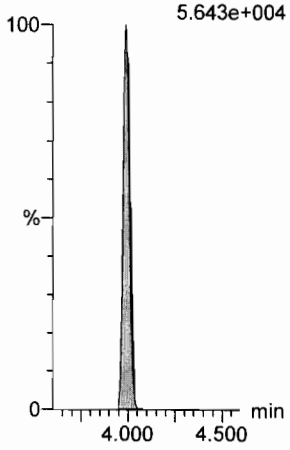


**13C2-PFOA**

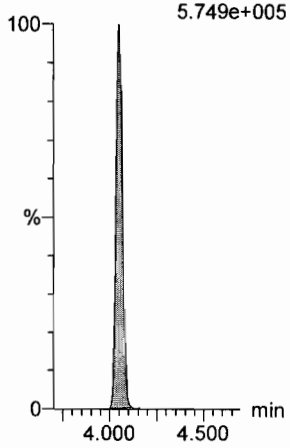


**13C2-PFOA**

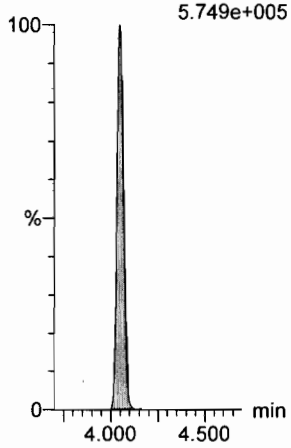


**13C8-PFOS**

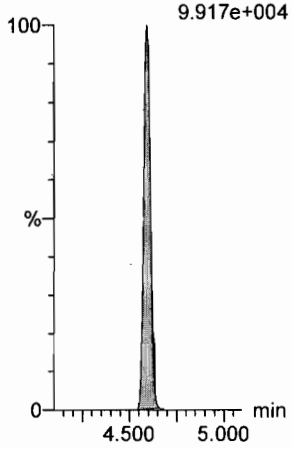


**13C5-PFNA**

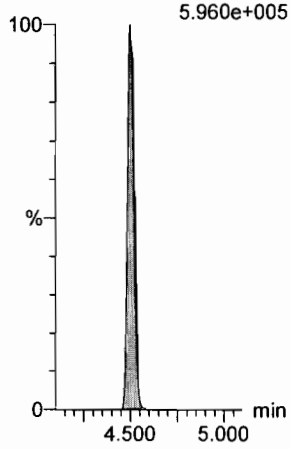

Dataset: F:\Projects\PFAS.PRO\Results\190728M1\190728M1-CRV.qld

Last Altered: Sunday, July 28, 2019 19:34:02 Pacific Daylight Time
Printed: Sunday, July 28, 2019 19:34:33 Pacific Daylight Time

**Name: 190728M1_5, Date: 28-Jul-2019, Time: 15:49:20, ID: ST190728M1-2 PFC CS-1 19G1102, Description: PFC CS-1 19G1102**

**PFNA**

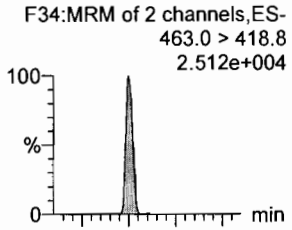


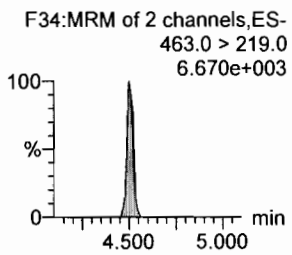


**PFOSA**

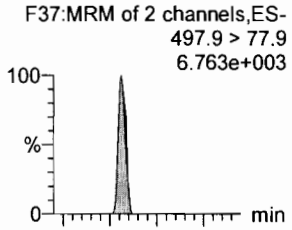


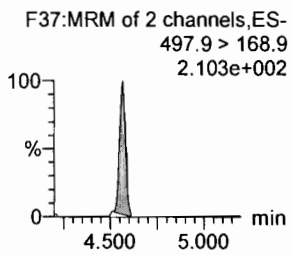


**L-PFOS**

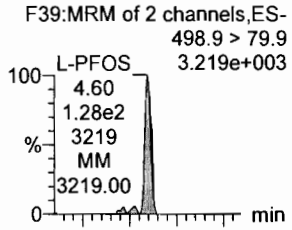


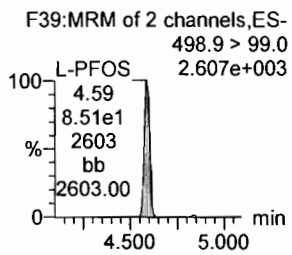


**9Cl-PF30NS**

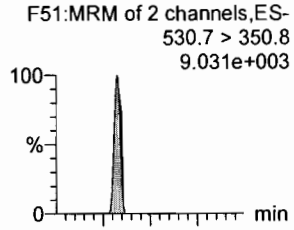


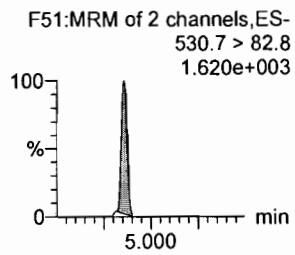


**PFDA**

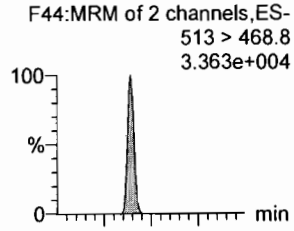


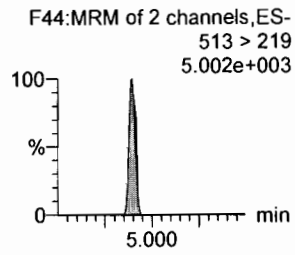


**8:2 FTS**

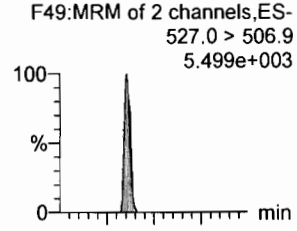


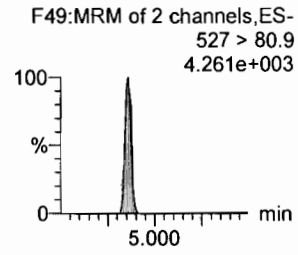


**13C5-PFNA**

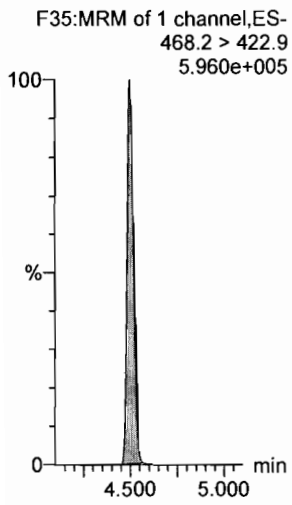


**13C8-PFOSA**

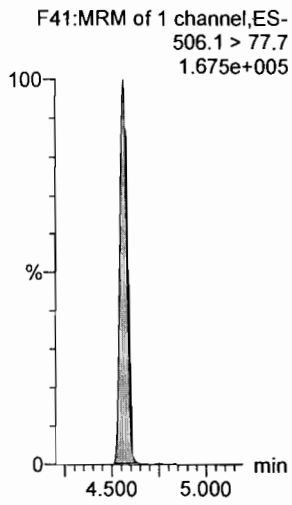


**13C8-PFOS**

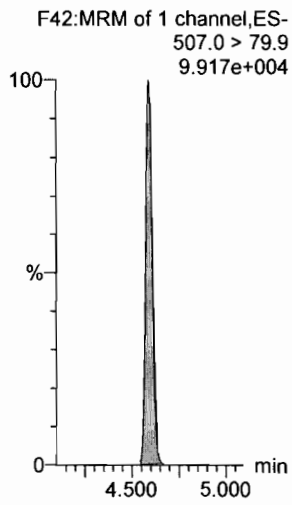


**13C8-PFOS**

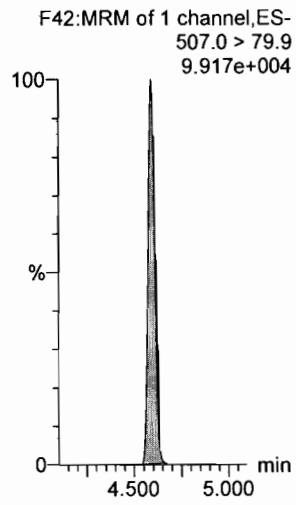


**13C2-PFDA**

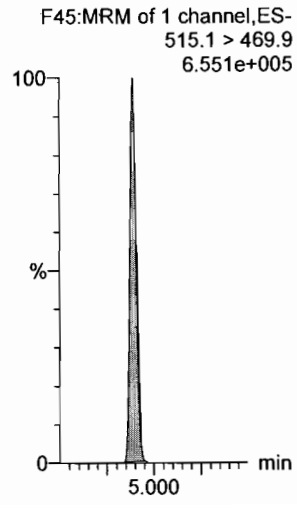


**13C2-8:2 FTS**

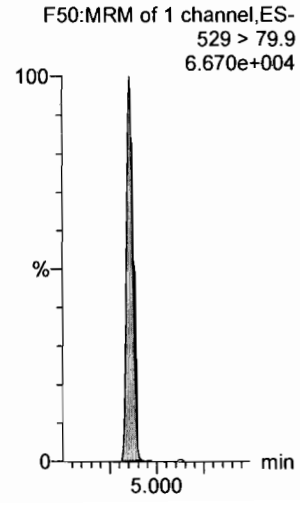

Dataset: F:\Projects\PFAS.PRO\Results\190728M1\190728M1-CRV.qld

Last Altered: Sunday, July 28, 2019 19:34:02 Pacific Daylight Time
Printed: Sunday, July 28, 2019 19:34:33 Pacific Daylight Time

**Name: 190728M1_5, Date: 28-Jul-2019, Time: 15:49:20, ID: ST190728M1-2 PFC CS-1 19G1102, Description: PFC CS-1 19G1102**

**PFNS**
F53:MRM of 2 channels,ES-
549.1 > 80.1
1.504e+003

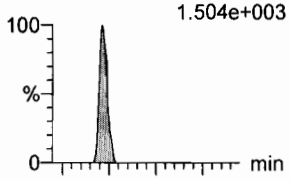


F53:MRM of 2 channels,ES-
549.1 > 99.1
1.661e+003

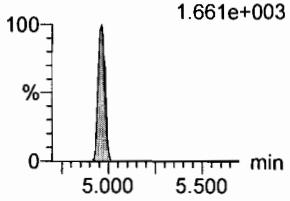


**L-MeFOSAA**
F56:MRM of 2 channels,ES-
570 > 419
1.142e+004

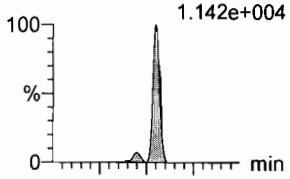


F56:MRM of 2 channels,ES-
570. > 512
4.102e+003

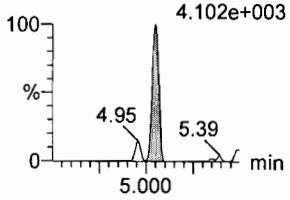


**L-EtFOSAA**
F59:MRM of 2 channels,ES-
584.1 > 419
8.530e+003

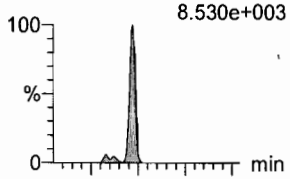


F59:MRM of 2 channels,ES-
584.1 > 526
5.337e+003

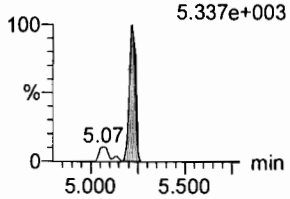


**PFUdA**
F54:MRM of 2 channels,ES-
563.0 > 518.9
3.526e+004

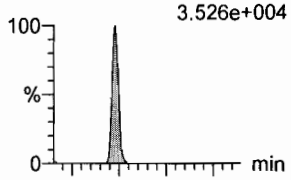


F54:MRM of 2 channels,ES-
563.0 > 269
3.161e+003

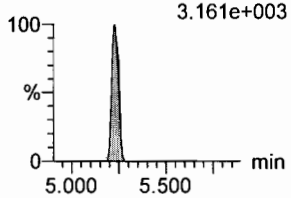


**PFDS**
F61:MRM of 2 channels,ES-
598.8 > 79.9
3.881e+003

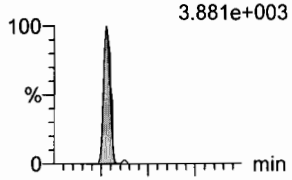


F61:MRM of 2 channels,ES-
598.8 > 98.9
1.639e+003

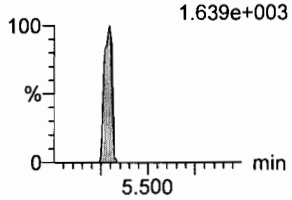


**11Cl-PF30UdS**
F68:MRM of 2 channels,ES-
632.6 > 452.7
1.971e+003

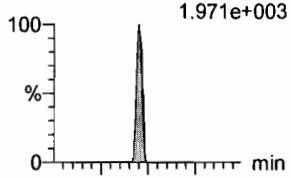


F68:MRM of 2 channels,ES-
632.6 > 450.7
5.47 1.104e+002

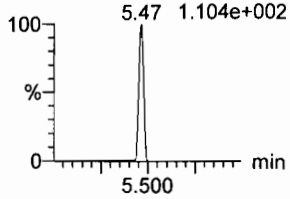


**13C8-PFOS**
F42:MRM of 1 channel,ES-
507.0 > 79.9
9.917e+004

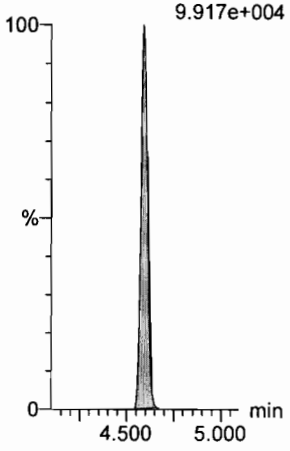


**d3-N-MeFOSAA**
F58:MRM of 1 channel,ES-
573.3 > 419
1.518e+005

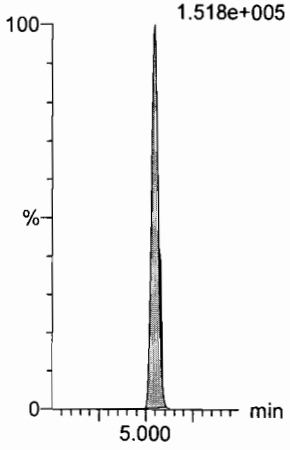


**d5-N-EtFOSAA**
F60:MRM of 1 channel,ES-
589.3 > 419
2.010e+005

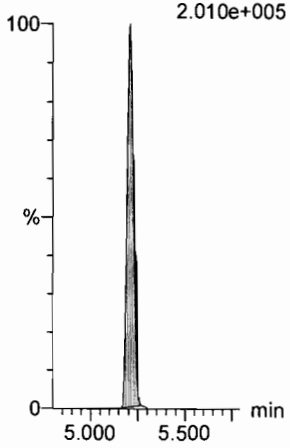


**13C2-PFUdA**
F55:MRM of 1 channel,ES-
565 > 519.8
8.310e+005

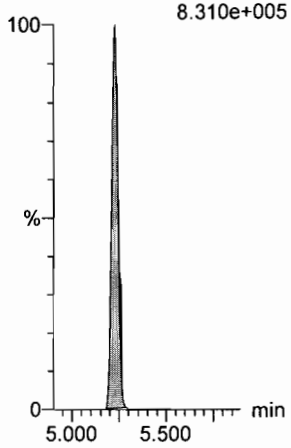


**13C2-8:2 FTS**
F50:MRM of 1 channel,ES-
529 > 79.9
6.670e+004

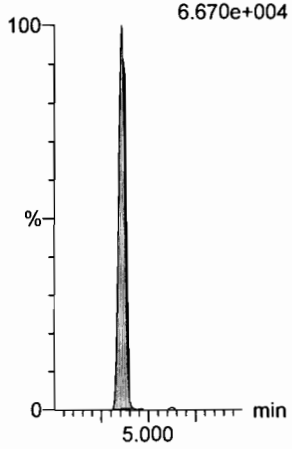


**13C2-PFDoA**
F63:MRM of 1 channel,ES-
614.7 > 569.7
8.376e+005

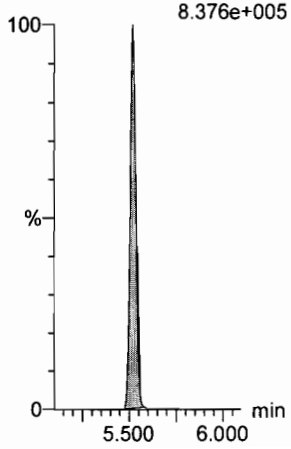

Dataset: F:\Projects\PFAS.PRO\Results\190728M1\190728M1-CRV.qld

Last Altered: Sunday, July 28, 2019 19:34:02 Pacific Daylight Time
Printed: Sunday, July 28, 2019 19:34:33 Pacific Daylight Time

**Name: 190728M1_5, Date: 28-Jul-2019, Time: 15:49:20, ID: ST190728M1-2 PFC CS-1 19G1102, Description: PFC CS-1 19G1102**

**10:2 FTS**

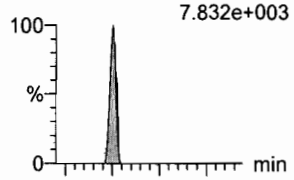


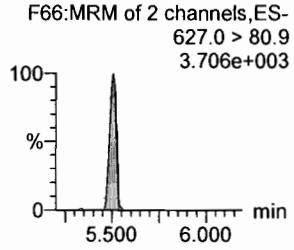


**PFDoA**

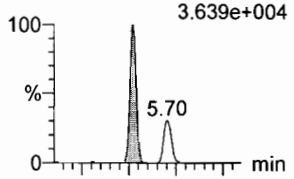


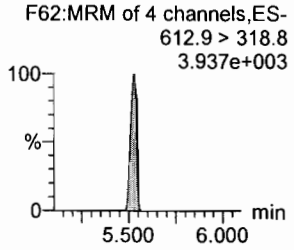


**N-MeFOSA**

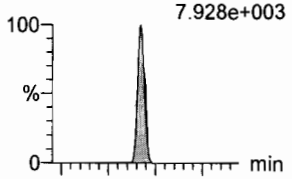


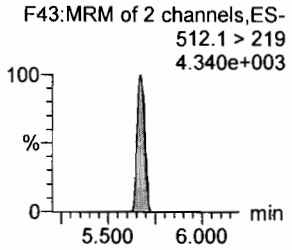


**PFTrDA**

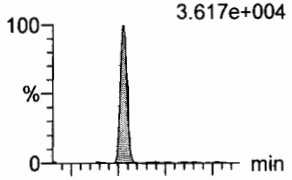


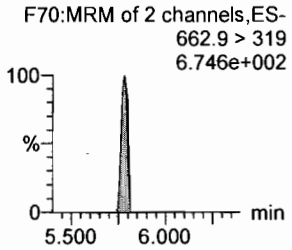


**PFDoS**

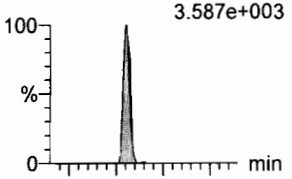


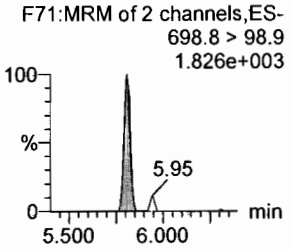


**PFTeDA**

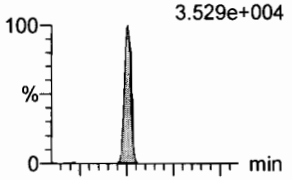


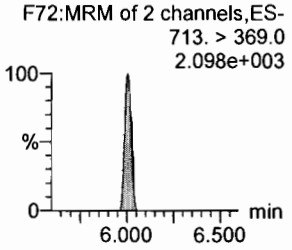


**13C2-8:2 FTS**

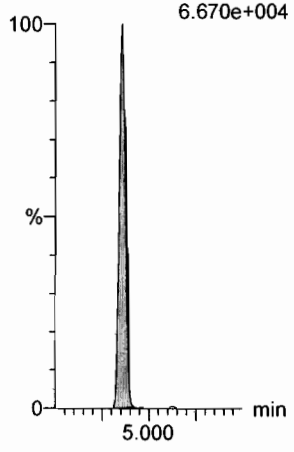


**13C2-PFDoA**

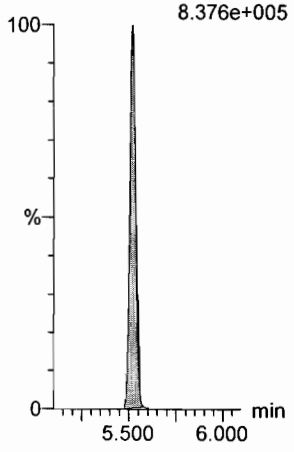


**d3-N-MeFOSA**

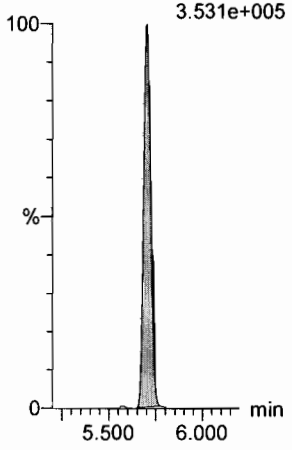


**13C2-PFDoA**

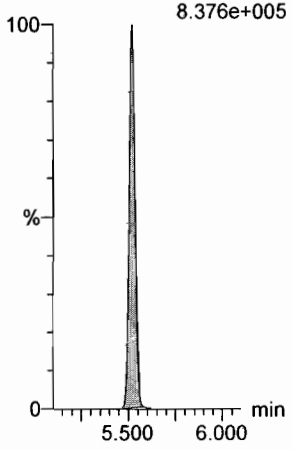


**13C2-PFTeDA**

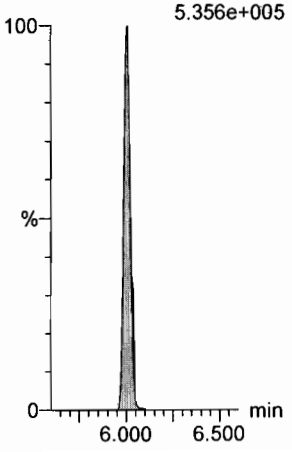


**13C2-PFTeDA**

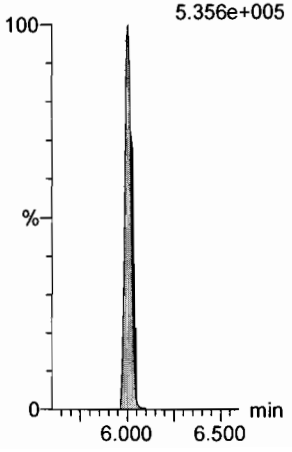

Dataset: F:\Projects\PFAS.PRO\Results\190728M1\190728M1-CRV.qld

Last Altered: Sunday, July 28, 2019 19:34:02 Pacific Daylight Time
Printed: Sunday, July 28, 2019 19:34:33 Pacific Daylight Time

**Name: 190728M1_5, Date: 28-Jul-2019, Time: 15:49:20, ID: ST190728M1-2 PFC CS-1 19G1102, Description: PFC CS-1 19G1102**

**N-EtFOSA**

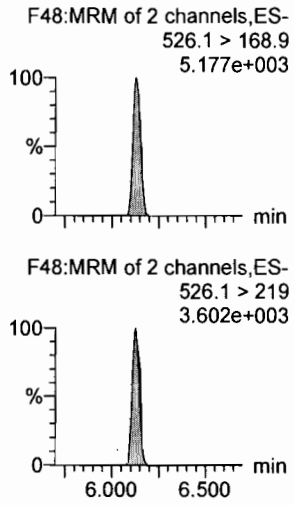


**PFHxDA**

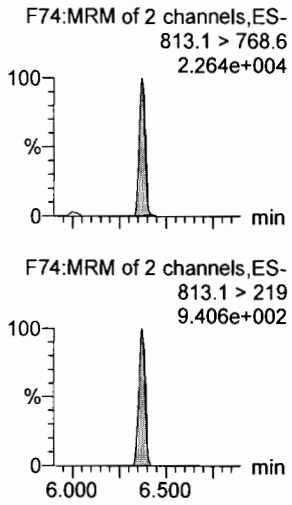


**PFODA**

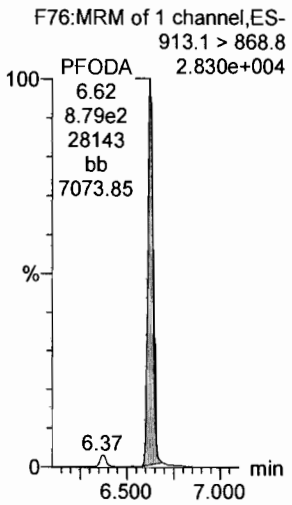


**N-MeFOSE**

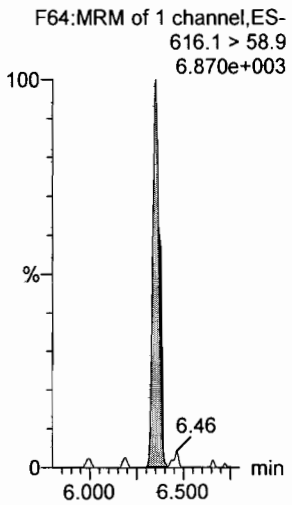


**N-EtFOSE**

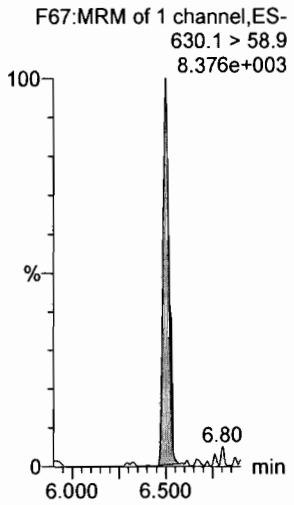


**13C4-PFBA**

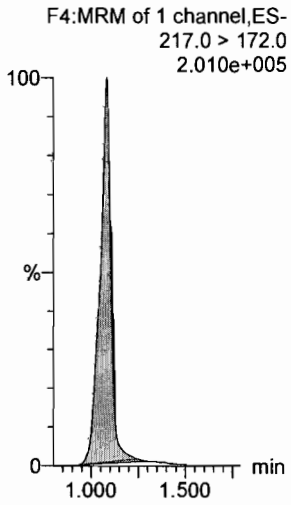


**d5-N-ETFOSA**

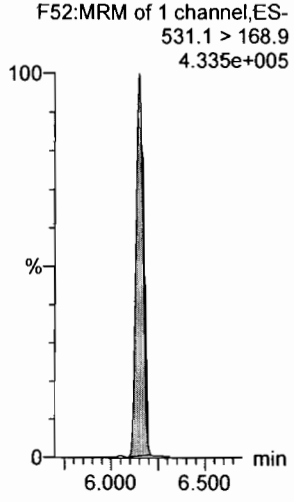


**13C2-PFHxDA**

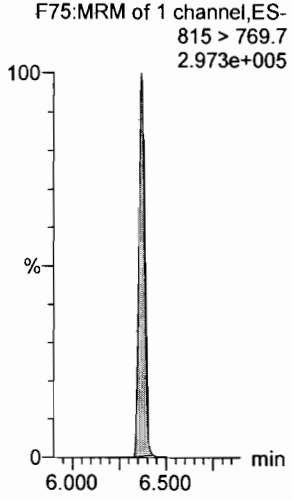


**13C2-PFHxDA**

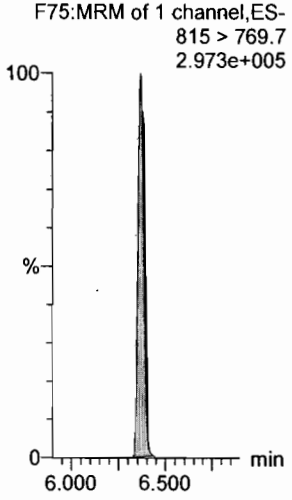


**d7-N-MeFOSE**

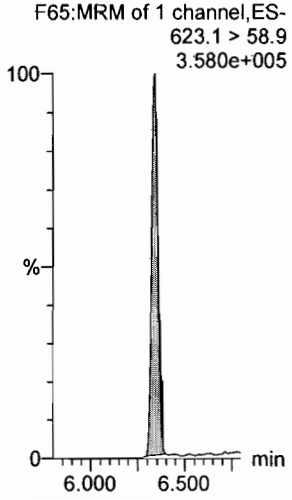


**d9-N-EtFOSE**

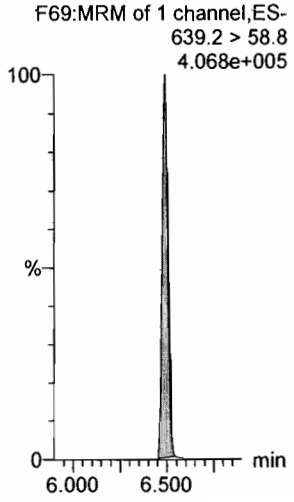


**13C5-PFHxA**

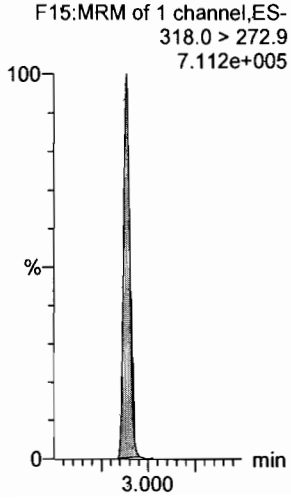

Dataset: F:\Projects\PFAS.PRO\Results\190728M1\190728M1-CRV.qld

Last Altered: Sunday, July 28, 2019 19:34:02 Pacific Daylight Time
Printed: Sunday, July 28, 2019 19:34:33 Pacific Daylight Time

**Name: 190728M1_5, Date: 28-Jul-2019, Time: 15:49:20, ID: ST190728M1-2 PFC CS-1 19G1102, Description: PFC CS-1 19G1102**

**13C8-PFOA**

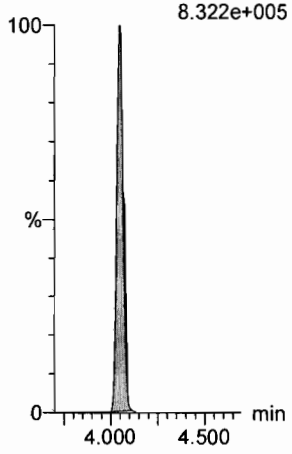


**18O2-PFHxS**

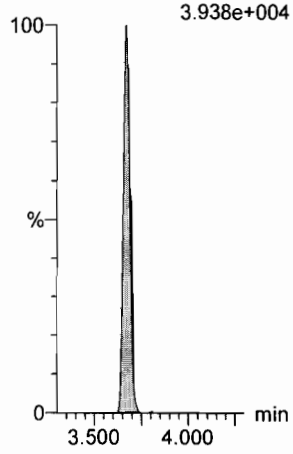


**13C9-PFNA**

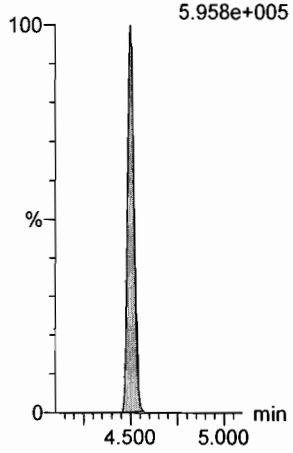


**13C4-PFOS**

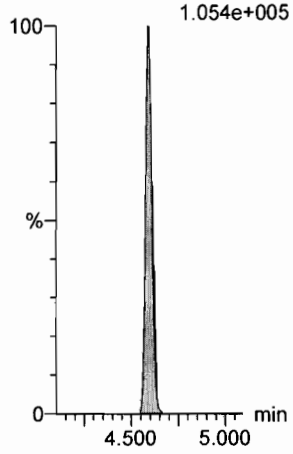


**13C6-PFDA**

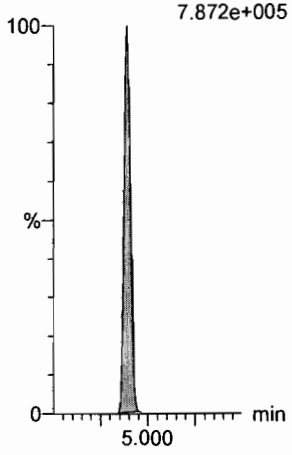


**13C7-PFUdA**

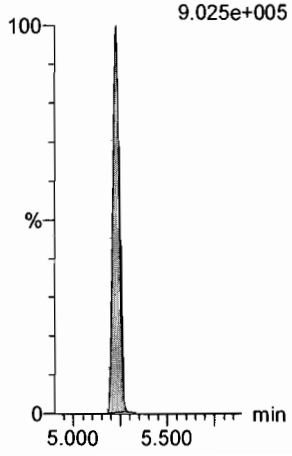

Dataset: F:\Projects\PFAS.PRO\Results\190728M1\190728M1-CRV.qld

Last Altered: Sunday, July 28, 2019 19:34:02 Pacific Daylight Time
Printed: Sunday, July 28, 2019 19:34:33 Pacific Daylight Time

**Name: 190728M1_6, Date: 28-Jul-2019, Time: 15:59:58, ID: ST190728M1-3 PFC CS0 19G1103, Description: PFC CS0 19G1103**

**PFBA**
F2:MRM of 1 channel,ES-
213.0 > 168.8
1.517e+004

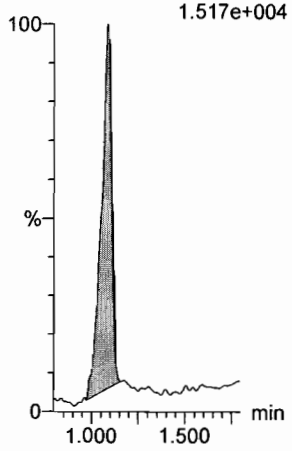


**PFPrS**
F6:MRM of 2 channels,ES-
248.9 > 79.9
2.338e+003

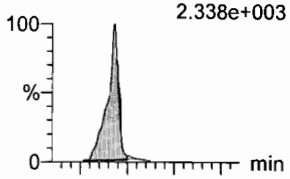


F6:MRM of 2 channels,ES-
248.9 > 98.9
7.849e+002

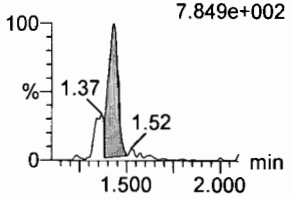


**3:3 FTCA**
F5:MRM of 2 channels,ES-
240.9 > 176.9
9.170e+002

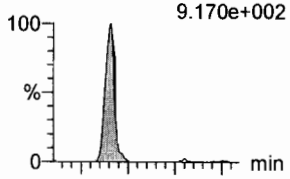


F5:MRM of 2 channels,ES-
240.9 > 116.9
3.165e+002

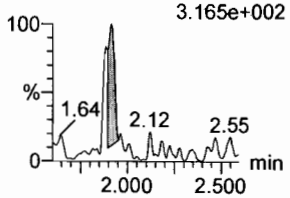


**PFPeA**
F7:MRM of 1 channel,ES-
263.1 > 218.9
1.867e+004

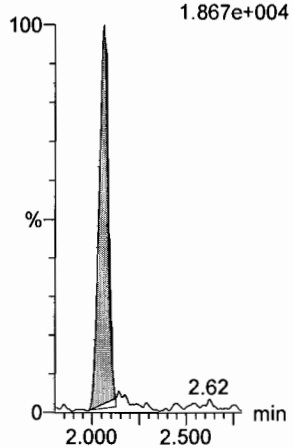


**PFBS**
F11:MRM of 2 channels,ES-
299.0 > 79.7
5.736e+003

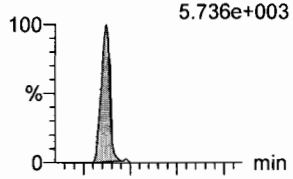


F11:MRM of 2 channels,ES-
299.0 > 99.0
1.504e+003

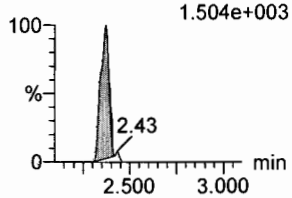


**4:2 FTS**
F16:MRM of 2 channels,ES-
327.0 > 306.9
1.397e+004

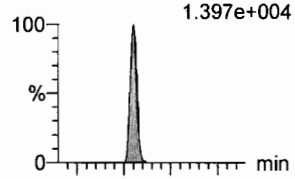


F16:MRM of 2 channels,ES-
327.0 > 80.9
7.805e+003

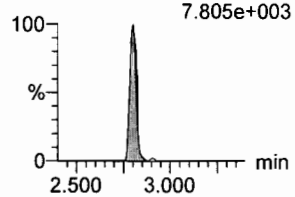


**13C3-PFBA**
F3:MRM of 1 channel,ES-
216.1 > 171.8
1.501e+005

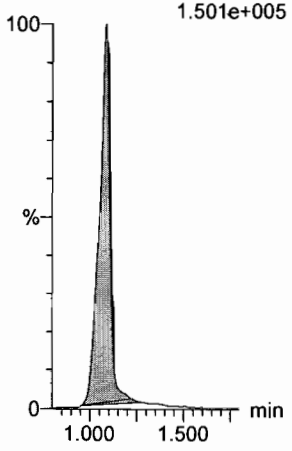


**13C3-PFBS**
F12:MRM of 1 channel,ES-
302.0 > 98.8
3.576e+004

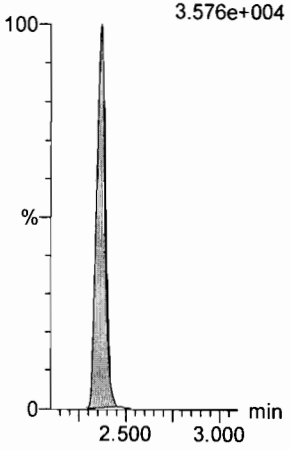


**13C3-PFPeA**
F8:MRM of 1 channel,ES-
266.0 > 221.8
2.447e+005

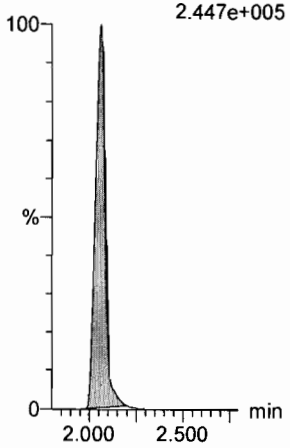


**13C3-PFPeA**
F8:MRM of 1 channel,ES-
266.0 > 221.8
2.447e+005

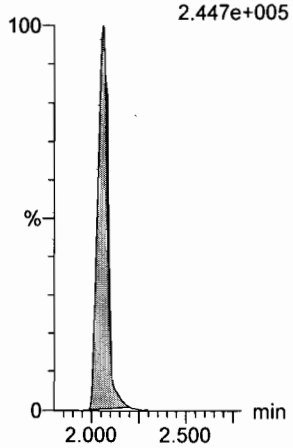


**13C3-PFBS**
F12:MRM of 1 channel,ES-
302.0 > 98.8
3.576e+004

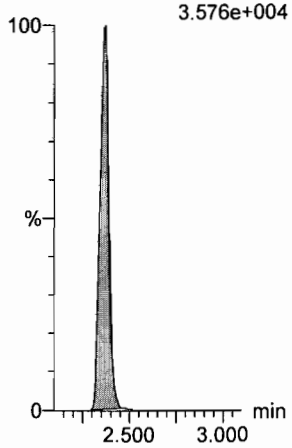


**13C2-4:2 FTS**
F17:MRM of 2 channels,ES-
329.0 > 79.9
7.158e+004

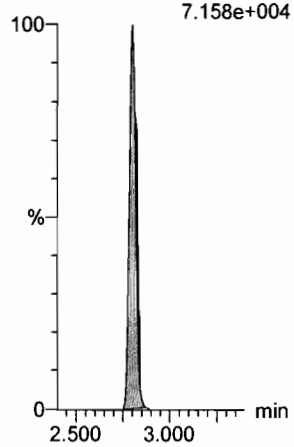

Dataset: F:\Projects\PFAS.PRO\Results\190728M1\190728M1-CRV.qld

Last Altered: Sunday, July 28, 2019 19:34:02 Pacific Daylight Time
Printed: Sunday, July 28, 2019 19:34:33 Pacific Daylight Time

**Name: 190728M1_6, Date: 28-Jul-2019, Time: 15:59:58, ID: ST190728M1-3 PFC CS0 19G1103, Description: PFC CS0 19G1103**

**PFHxA**

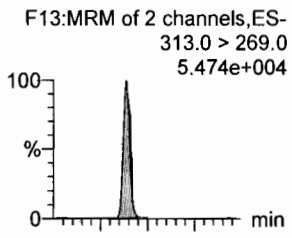


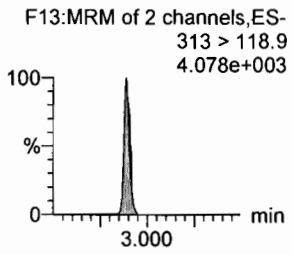


**PFPeS**

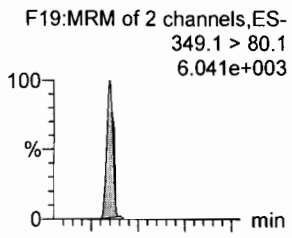


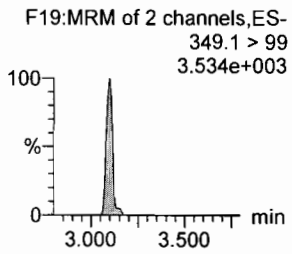


**HFPO-DA**

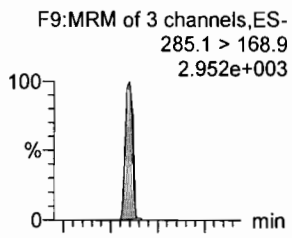


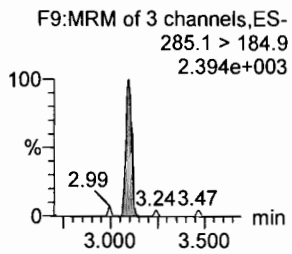


**5:3 FTCA**

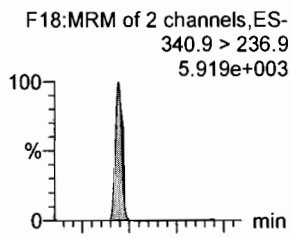


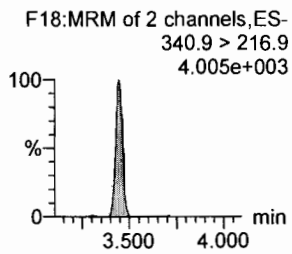


**PFHpA**

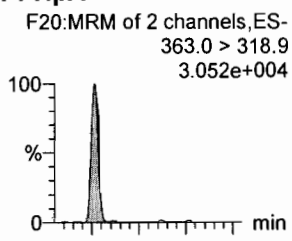


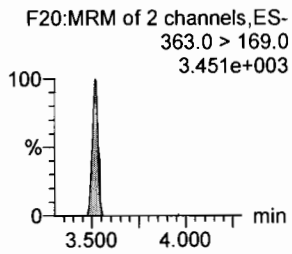


**ADONA**

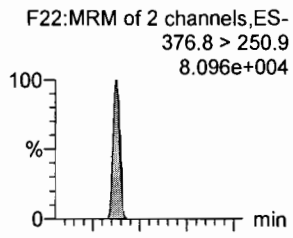


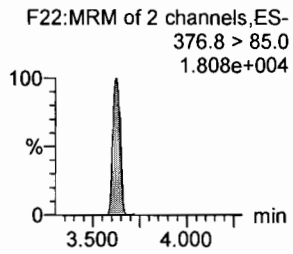


**13C2-PFHxA**

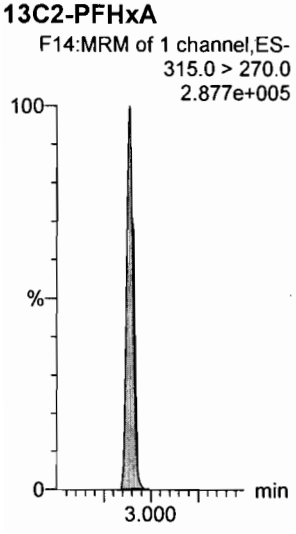


**13C3-PFBS**

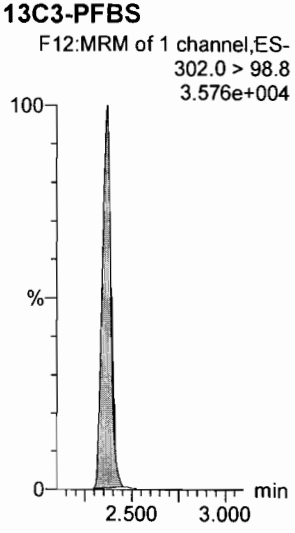


**13C3-HFPO-DA**

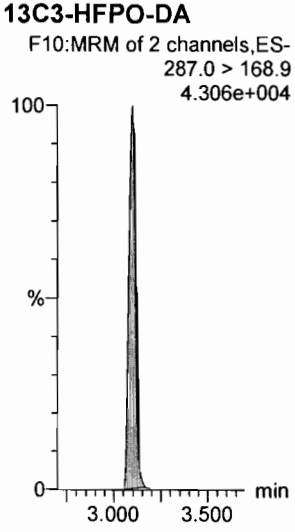


**13C4-PFHpA**

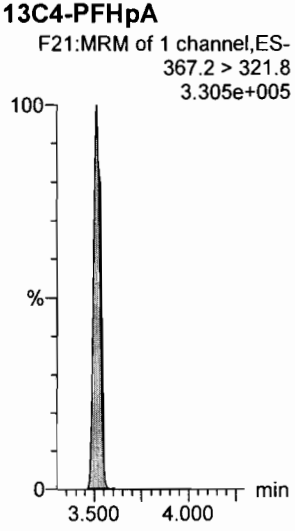


**13C4-PFHpA**

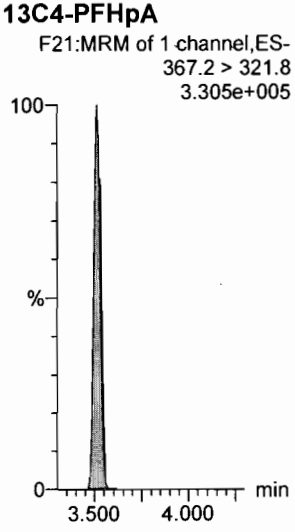


**13C4-PFHpA**

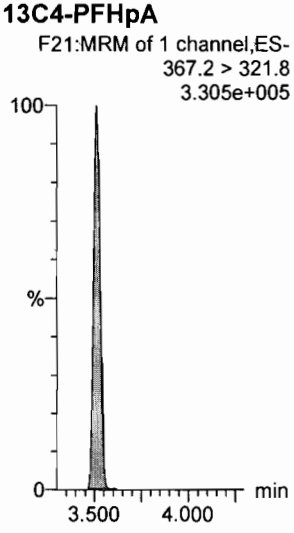

Dataset: F:\Projects\PFAS.PRO\Results\190728M1\190728M1-CRV.qld

Last Altered: Sunday, July 28, 2019 19:34:02 Pacific Daylight Time
Printed: Sunday, July 28, 2019 19:34:33 Pacific Daylight Time

**Name: 190728M1_6, Date: 28-Jul-2019, Time: 15:59:58, ID: ST190728M1-3 PFC CS0 19G1103, Description: PFC CS0 19G1103**

**L-PFHxS**

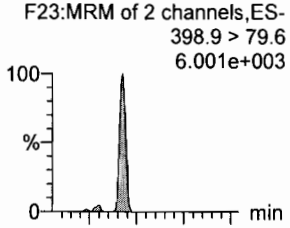


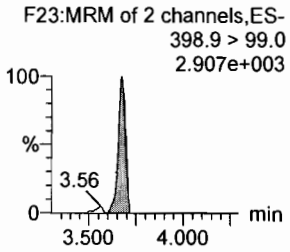


**6:2 FTS**

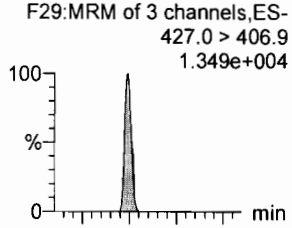


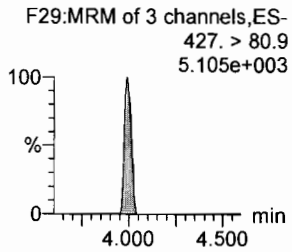


**L-PFOA**

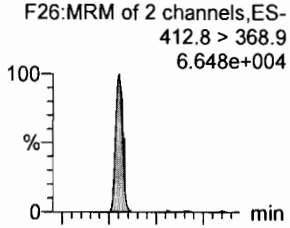


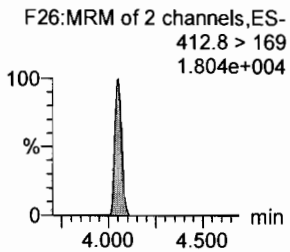


**PFEChS**

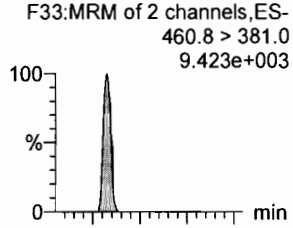


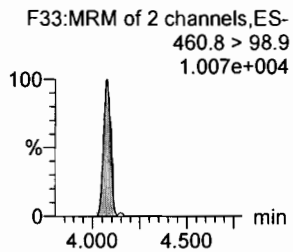


**PFHpS**

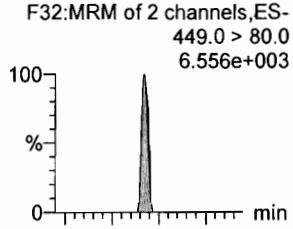


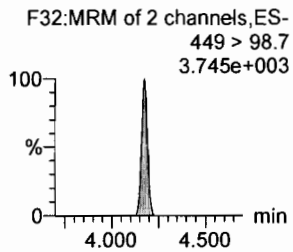


**7:3 FTCA**

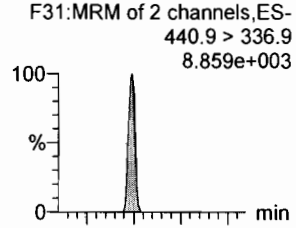


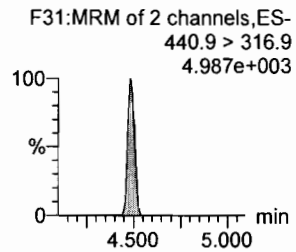


**13C3-PFHxS**

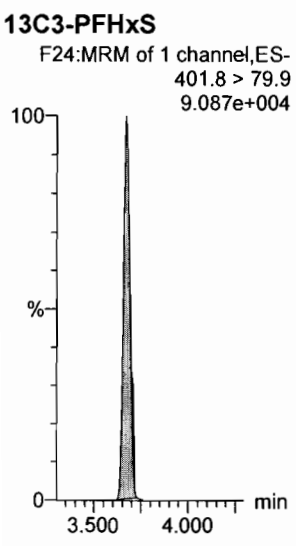


**13C2-6:2 FTS**

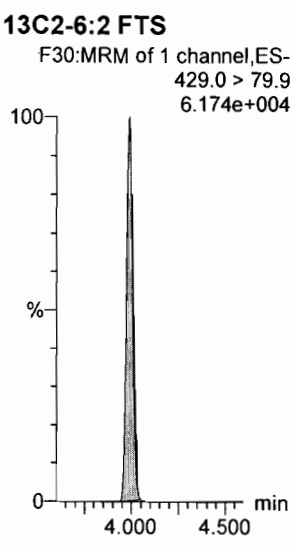


**13C2-PFOA**

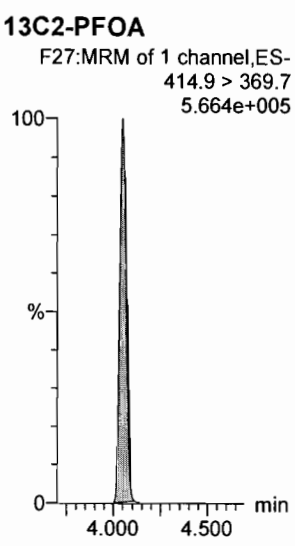


**13C2-PFOA**

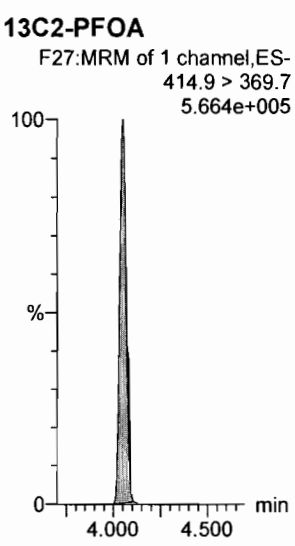


**13C8-PFOS**

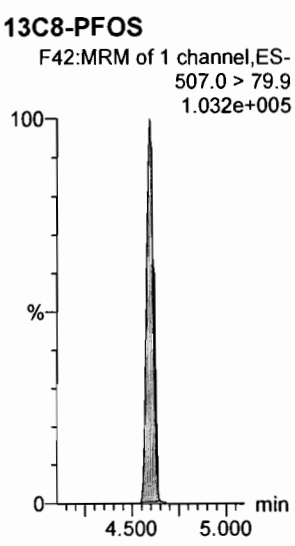


**13C5-PFNA**

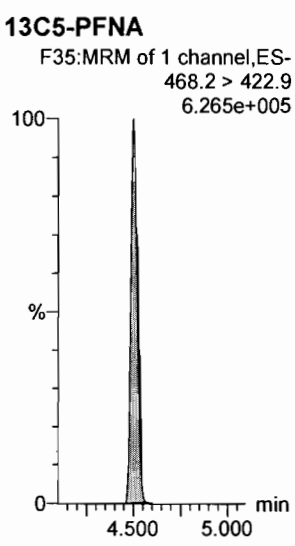

Dataset: F:\Projects\PFAS.PRO\Results\190728M1\190728M1-CRV.qld

Last Altered: Sunday, July 28, 2019 19:34:02 Pacific Daylight Time
Printed: Sunday, July 28, 2019 19:34:33 Pacific Daylight Time

**Name: 190728M1_6, Date: 28-Jul-2019, Time: 15:59:58, ID: ST190728M1-3 PFC CS0 19G1103, Description: PFC CS0 19G1103**

**PFNA**

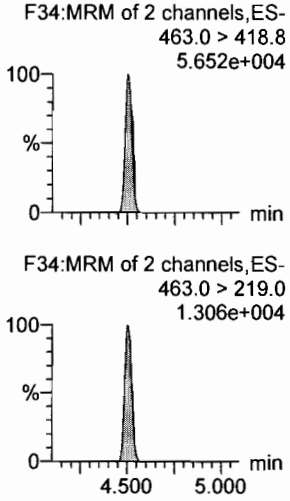


**PFOSA**

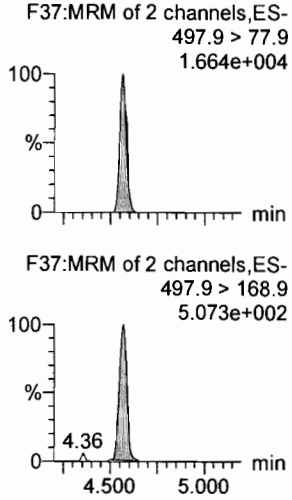


**L-PFOS**

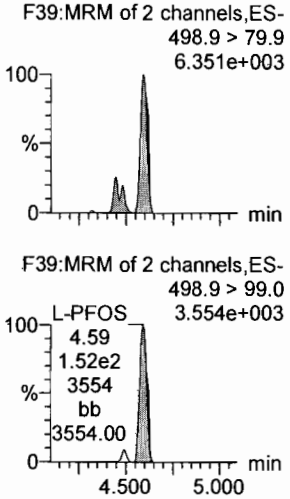


**9Cl-PF30NS**

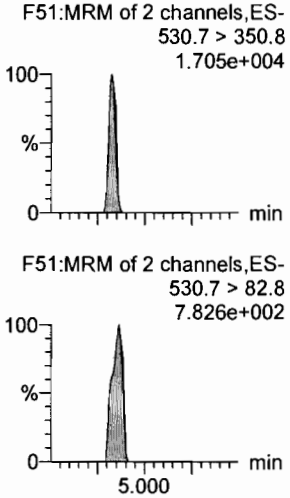


**PFDA**

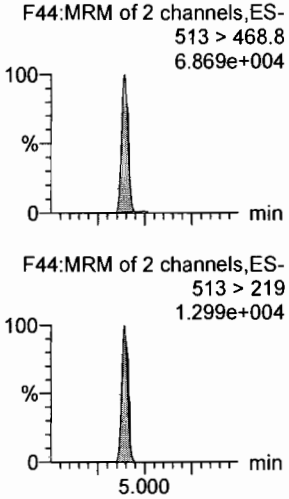


**8:2 FTS**

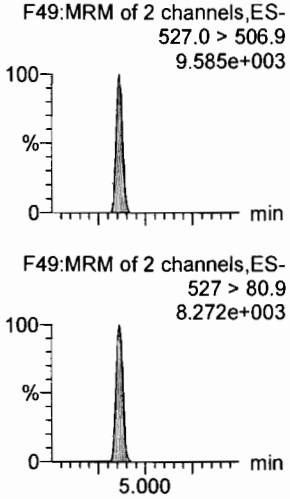


**13C5-PFNA**

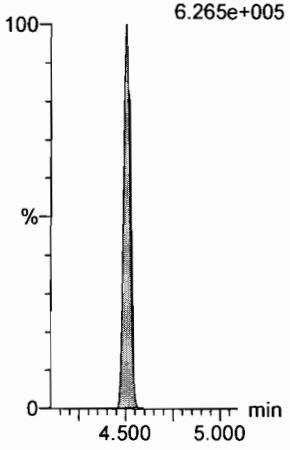


**13C8-PFOSA**

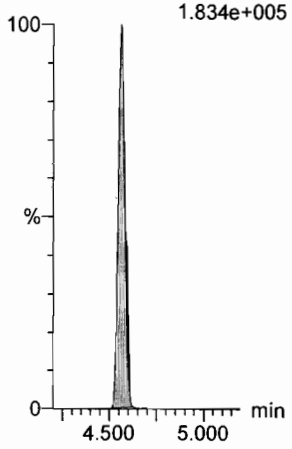


**13C8-PFOS**

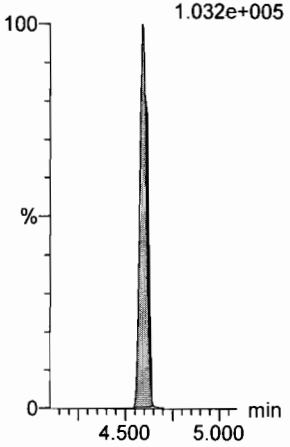


**13C8-PFOS**

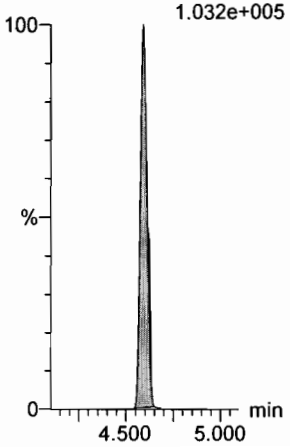


**13C2-PFDA**

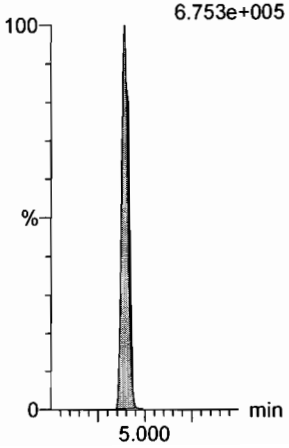


**13C2-8:2 FTS**

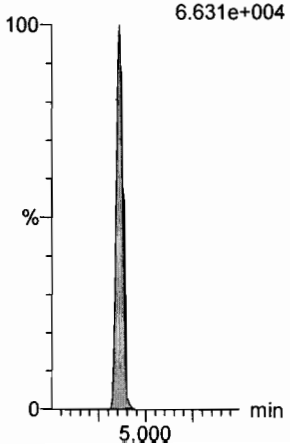

Dataset: F:\Projects\PFAS.PRO\Results\190728M1\190728M1-CRV.qld

Last Altered: Sunday, July 28, 2019 19:34:02 Pacific Daylight Time
Printed: Sunday, July 28, 2019 19:34:33 Pacific Daylight Time

**Name: 190728M1_6, Date: 28-Jul-2019, Time: 15:59:58, ID: ST190728M1-3 PFC CS0 19G1103, Description: PFC CS0 19G1103**

**PFNS**

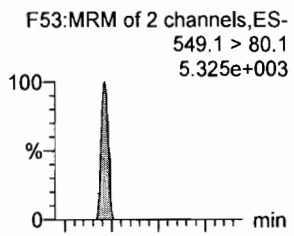


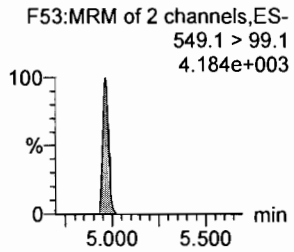


**L-MeFOSAA**

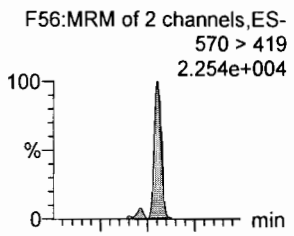


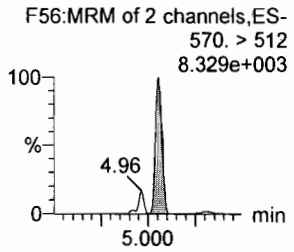


**L-EtFOSAA**

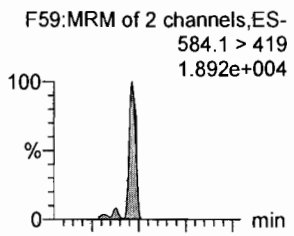


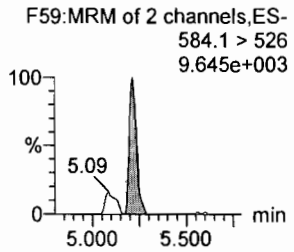


**PFUdA**

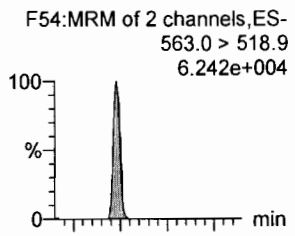


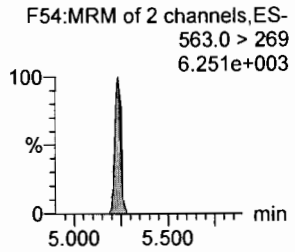


**PFDS**

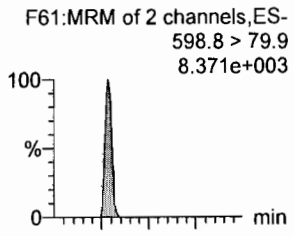


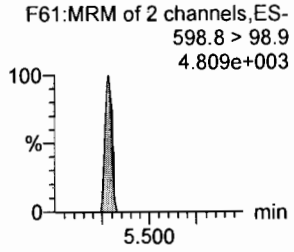


**11Cl-PF30UdS**

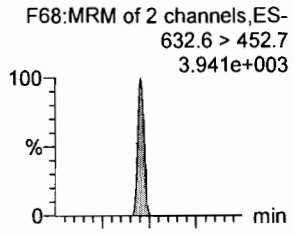


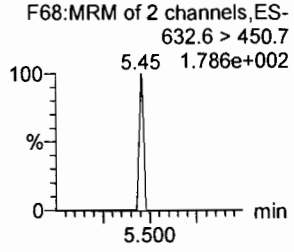


**13C8-PFOS**

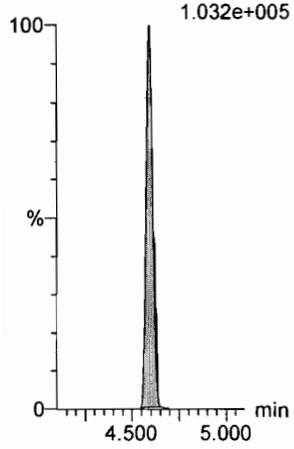


**d3-N-MeFOSAA**

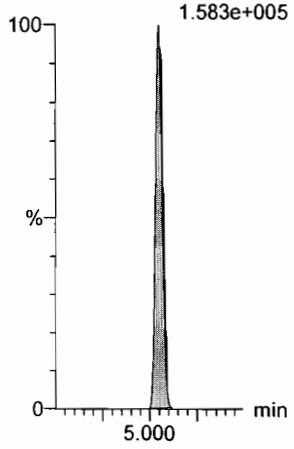


**d5-N-EtFOSAA**

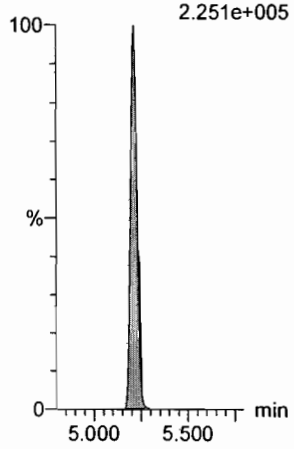


**13C2-PFUdA**

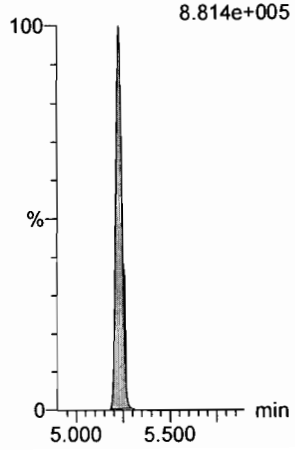


**13C2-8:2 FTS**

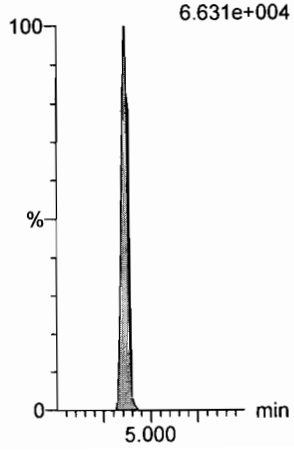


**13C2-PFDoA**

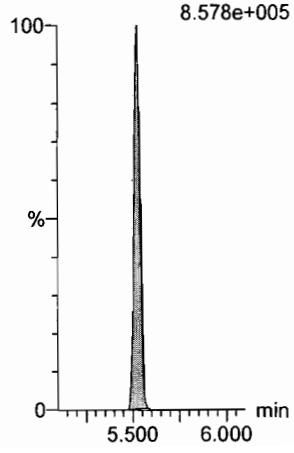

Dataset: F:\Projects\PFAS.PRO\Results\190728M1\190728M1-CRV.qld

Last Altered: Sunday, July 28, 2019 19:34:02 Pacific Daylight Time
Printed: Sunday, July 28, 2019 19:34:33 Pacific Daylight Time

**Name: 190728M1_6, Date: 28-Jul-2019, Time: 15:59:58, ID: ST190728M1-3 PFC CS0 19G1103, Description: PFC CS0 19G1103**

**10:2 FTS**
F66:MRM of 2 channels,ES-
627.0 > 606.9
1.451e+004

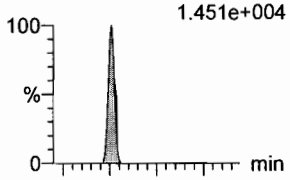


F66:MRM of 2 channels,ES-
627.0 > 80.9
9.848e+003

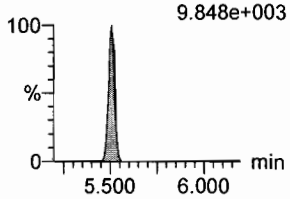


**PFDoA**
F62:MRM of 4 channels,ES-
612.9 > 569.0
8.044e+004

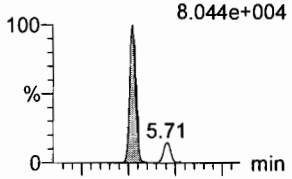


F62:MRM of 4 channels,ES-
612.9 > 318.8
9.738e+003

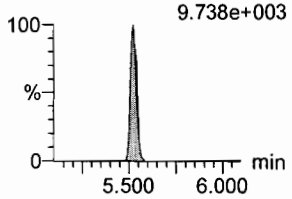


**N-MeFOSA**
F43:MRM of 2 channels,ES-
512.1 > 168.9
1.433e+004

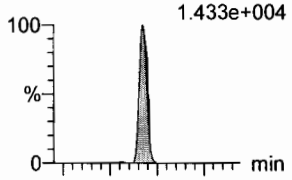


F43:MRM of 2 channels,ES-
512.1 > 219
8.854e+003

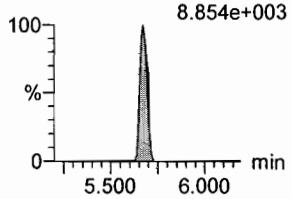


**PFTrDA**
F70:MRM of 2 channels,ES-
662.9 > 618.9
8.174e+004

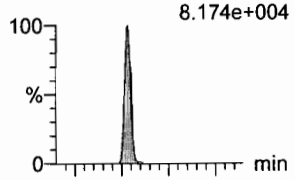


F70:MRM of 2 channels,ES-
662.9 > 319
3.188e+003

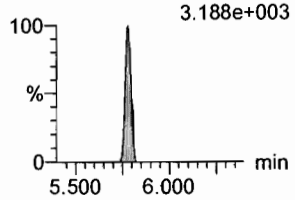


**PFDoS**
F71:MRM of 2 channels,ES-
698.8 > 79.9
7.616e+003

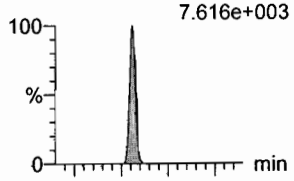


F71:MRM of 2 channels,ES-
698.8 > 98.9
4.598e+003

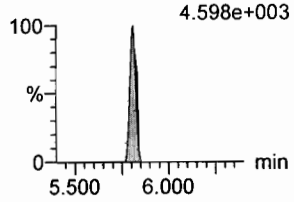


**PFTeDA**
F72:MRM of 2 channels,ES-
713.0 > 669.0
7.708e+004

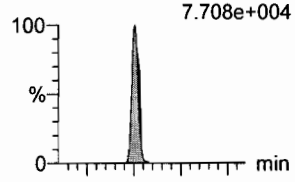


F72:MRM of 2 channels,ES-
713. > 369.0
4.573e+003

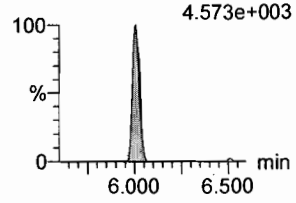


**13C2-8:2 FTS**
F50:MRM of 1 channel,ES-
529 > 79.9
6.631e+004

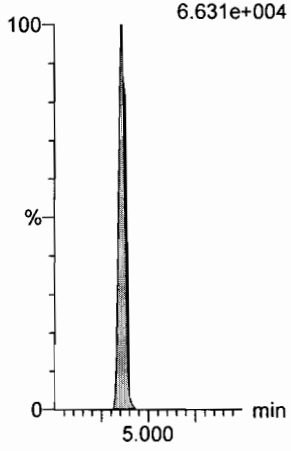


**13C2-PFDoA**
F63:MRM of 1 channel,ES-
614.7 > 569.7
8.578e+005

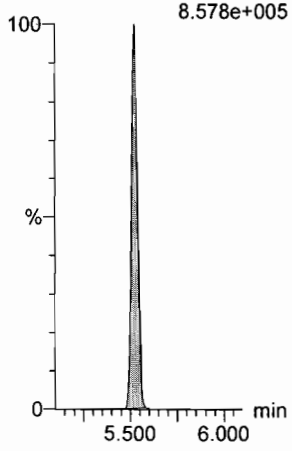


**d3-N-MeFOSA**
F46:MRM of 1 channel,ES-
515.2 > 168.9
3.843e+005

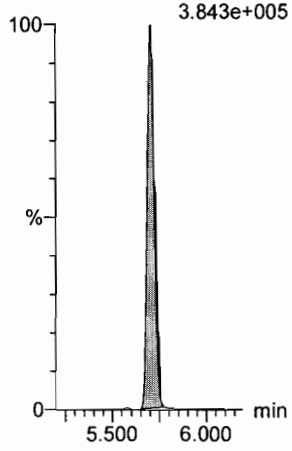


**13C2-PFDoA**
F63:MRM of 1 channel,ES-
614.7 > 569.7
8.578e+005

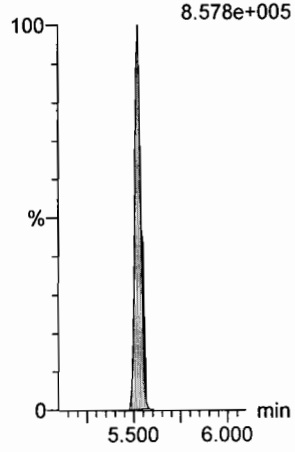


**13C2-PFTeDA**
F73:MRM of 2 channels,ES-
715.1 > 669.7
5.908e+005

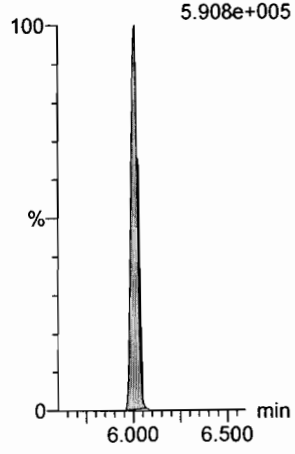


**13C2-PFTeDA**
F73:MRM of 2 channels,ES-
715.1 > 669.7
5.908e+005

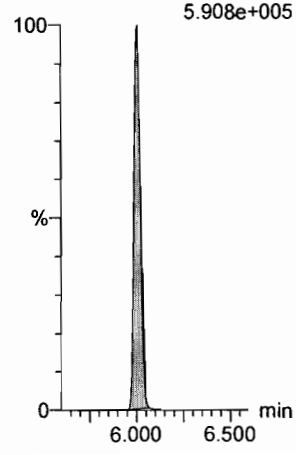

Dataset: F:\Projects\PFAS.PRO\Results\190728M1\190728M1-CRV.qld

Last Altered: Sunday, July 28, 2019 19:34:02 Pacific Daylight Time
Printed: Sunday, July 28, 2019 19:34:33 Pacific Daylight Time

**Name: 190728M1_6, Date: 28-Jul-2019, Time: 15:59:58, ID: ST190728M1-3 PFC CS0 19G1103, Description: PFC CS0 19G1103**

**N-EtFOSA**

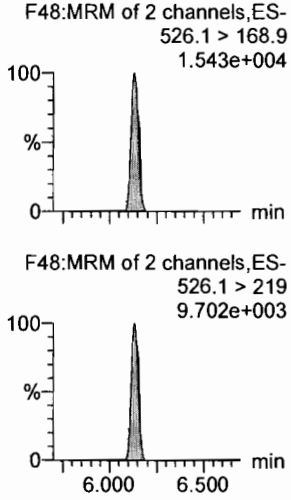


**PFHxDA**

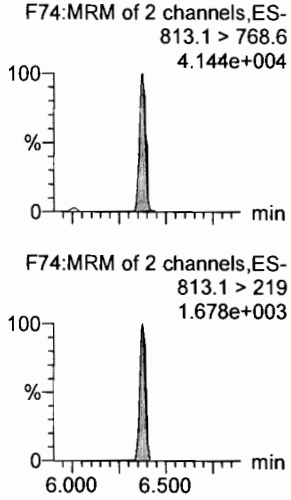


**PFODA**

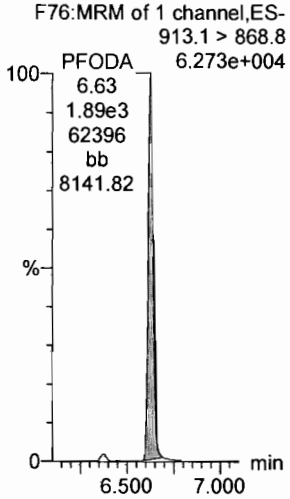


**N-MeFOSE**

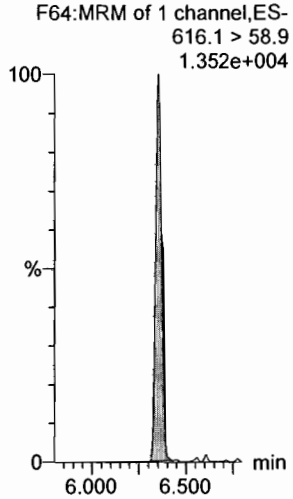


**N-EtFOSE**

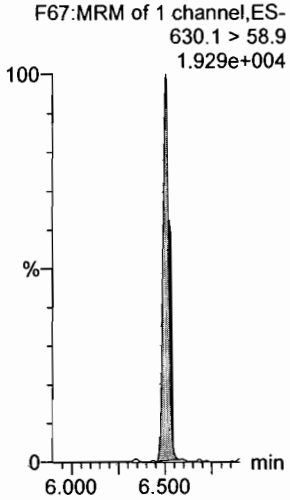


**13C4-PFBA**

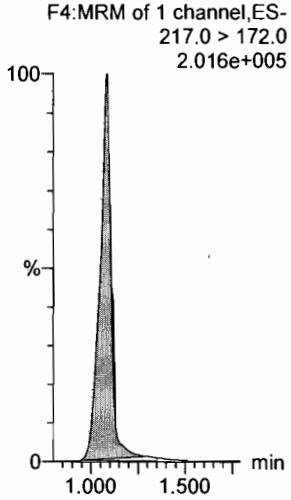


**d5-N-ETFOSA**

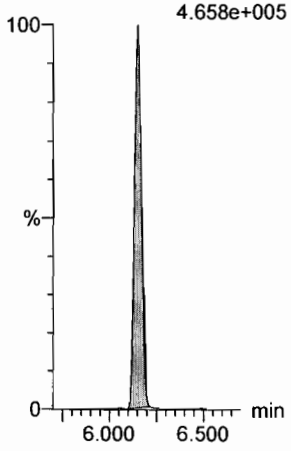


**13C2-PFHxDA**

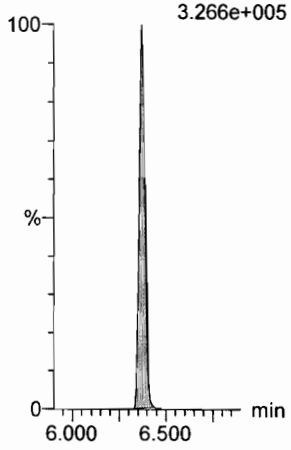


**13C2-PFHxDA**

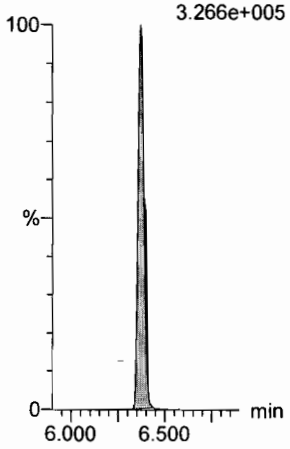


**d7-N-MeFOSE**

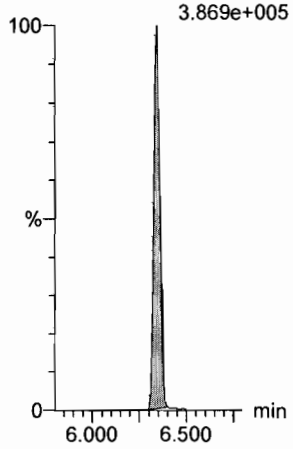


**d9-N-EtFOSE**

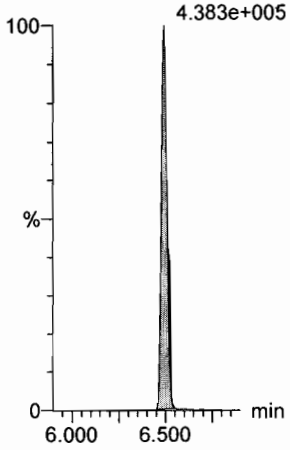


**13C5-PFHxA**

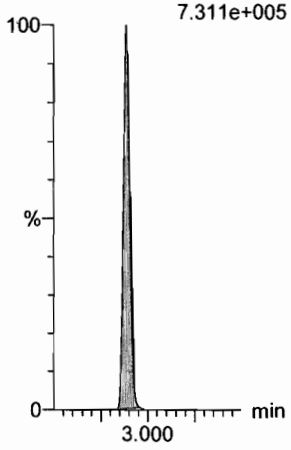

Dataset: F:\Projects\PFAS.PRO\Results\190728M1\190728M1-CRV.qld

Last Altered: Sunday, July 28, 2019 19:34:02 Pacific Daylight Time
Printed: Sunday, July 28, 2019 19:34:33 Pacific Daylight Time

**Name: 190728M1_6, Date: 28-Jul-2019, Time: 15:59:58, ID: ST190728M1-3 PFC CS0 19G1103, Description: PFC CS0 19G1103**

**13C8-PFOA**

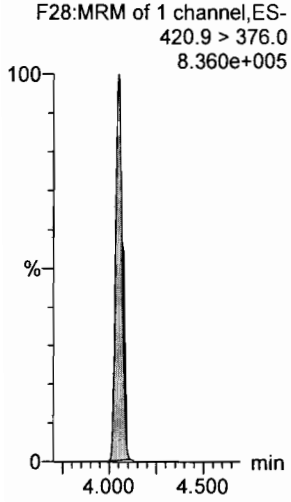


**18O2-PFHxS**

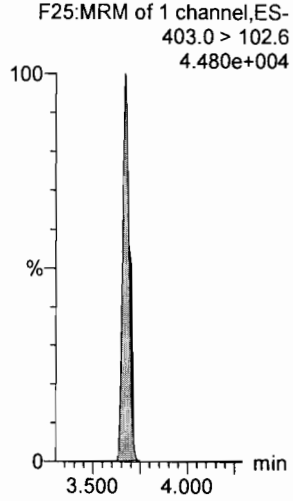


**13C9-PFNA**

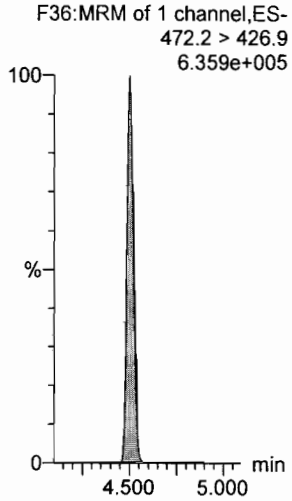


**13C4-PFOS**

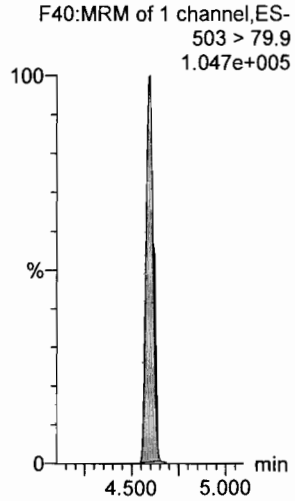


**13C6-PFDA**

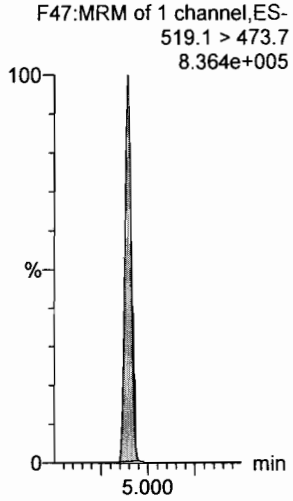


**13C7-PFUdA**

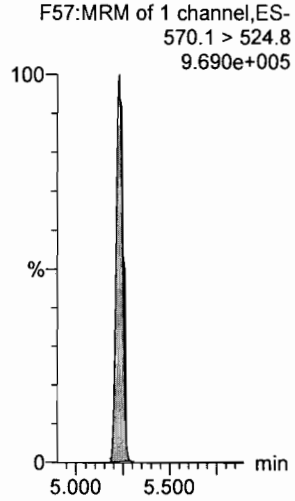

Dataset: F:\Projects\PFAS.PRO\Results\190728M1\190728M1-CRV.qld

Last Altered: Sunday, July 28, 2019 19:34:02 Pacific Daylight Time
Printed: Sunday, July 28, 2019 19:34:33 Pacific Daylight Time

**Name: 190728M1_7, Date: 28-Jul-2019, Time: 16:10:31, ID: ST190728M1-4 PFC CS1 19G1104, Description: PFC CS1 19G1104**

**PFBA**

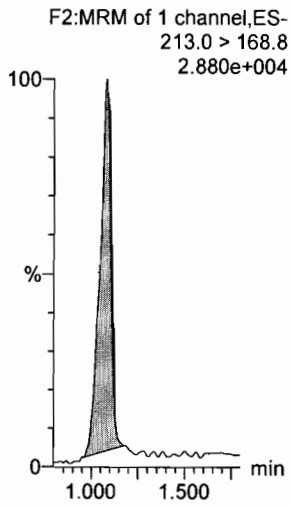


**PFPrS**

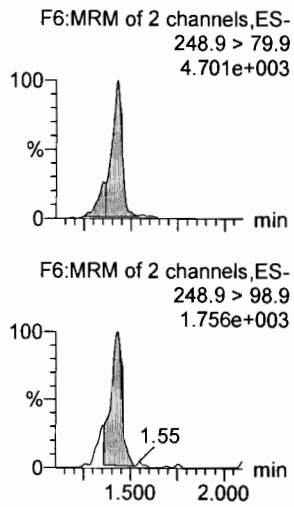


**3:3 FTCA**

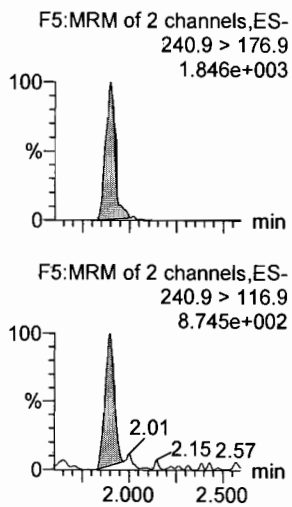


**PFPeA**

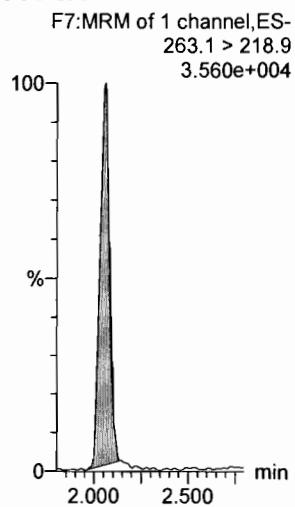


**PFBS**

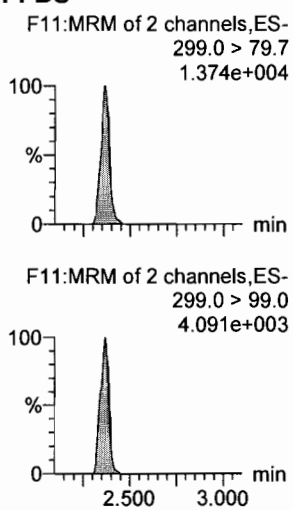


**4:2 FTS**

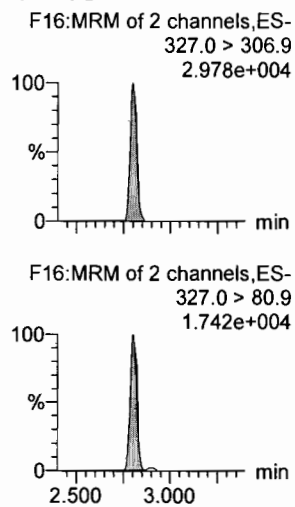


**13C3-PFBA**

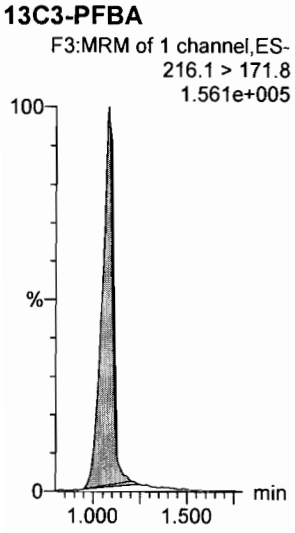


**13C3-PFBS**

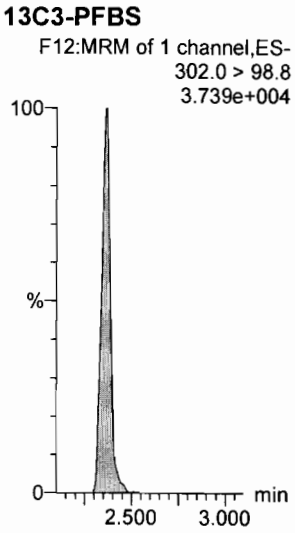


**13C3-PFPeA**

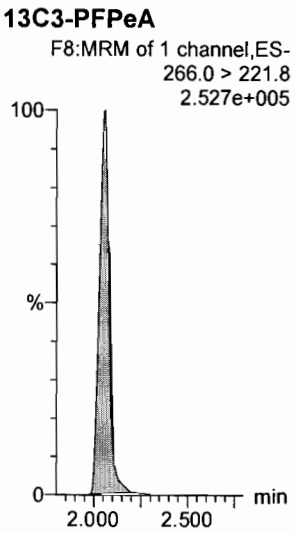


**13C3-PFPeA**

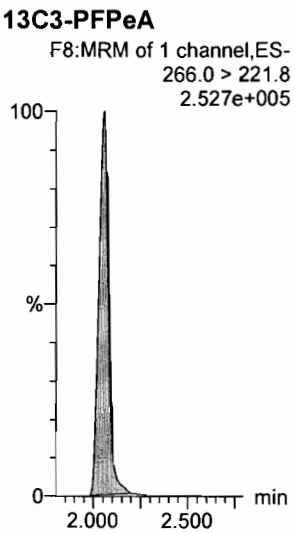


**13C3-PFBS**

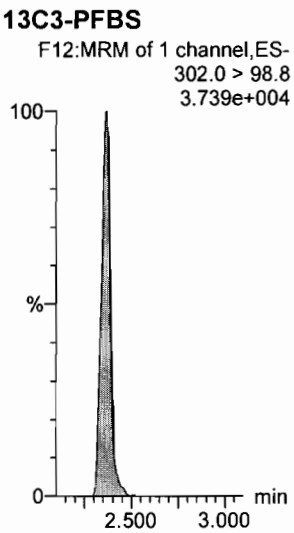


**13C2-4:2 FTS**

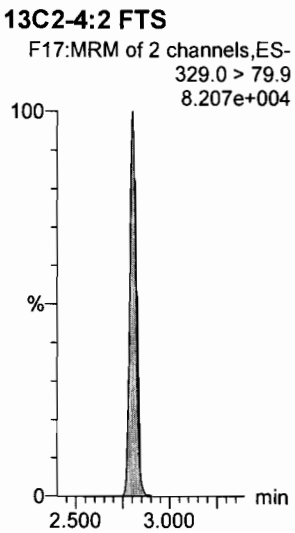

Dataset: F:\Projects\PFAS.PRO\Results\190728M1\190728M1-CRV.qld

Last Altered: Sunday, July 28, 2019 19:34:02 Pacific Daylight Time
Printed: Sunday, July 28, 2019 19:34:33 Pacific Daylight Time

**Name: 190728M1_7, Date: 28-Jul-2019, Time: 16:10:31, ID: ST190728M1-4 PFC CS1 19G1104, Description: PFC CS1 19G1104**

**PFHxA**

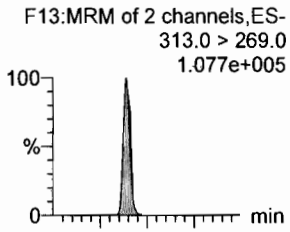


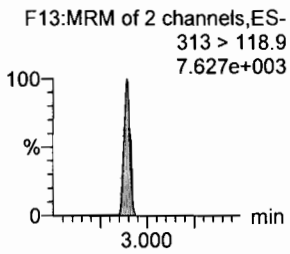


**PFPeS**

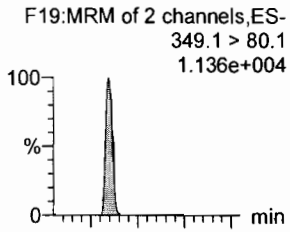


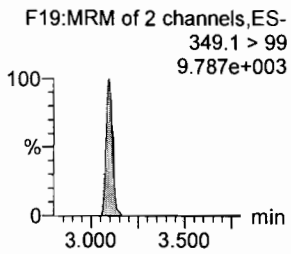


**HFPO-DA**

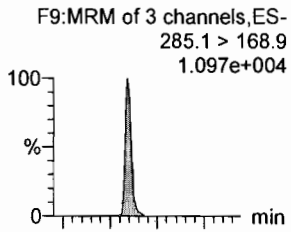


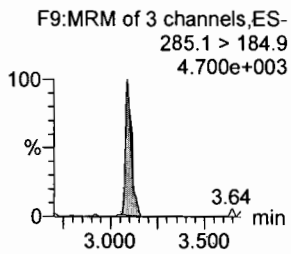


**5:3 FTCA**

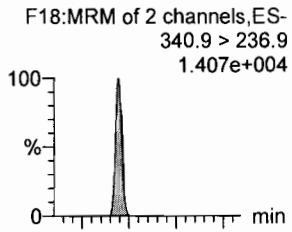


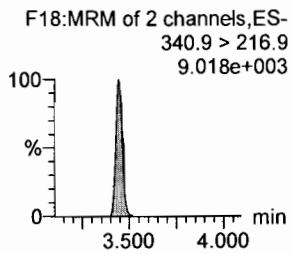


**PFHpA**

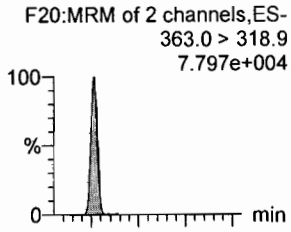


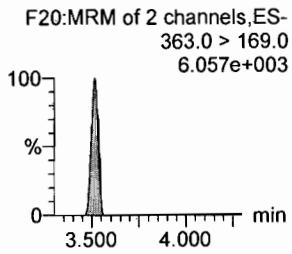


**ADONA**

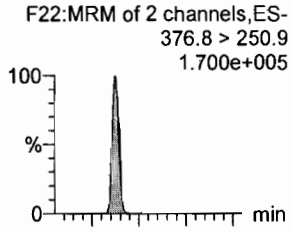


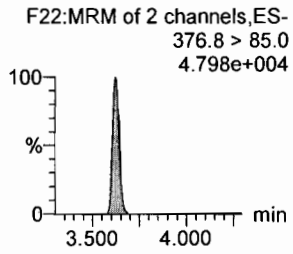


**13C2-PFHxA**

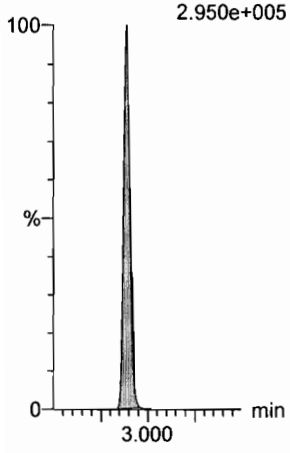


**13C3-PFBS**

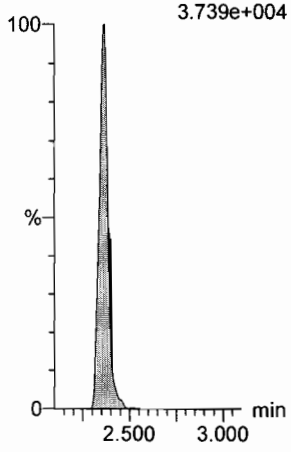


**13C3-HFPO-DA**

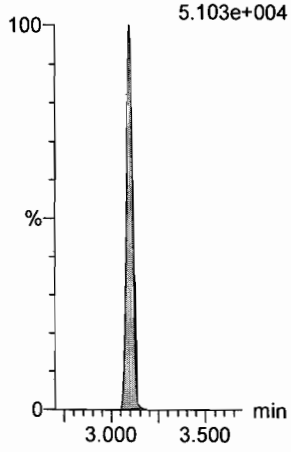


**13C4-PFHpA**

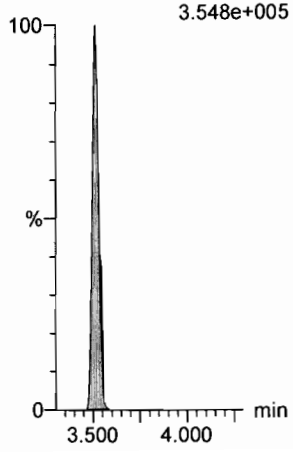


**13C4-PFHpA**

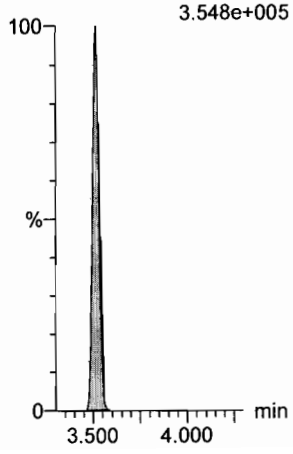


**13C4-PFHpA**

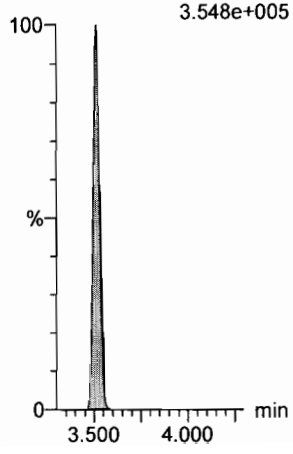

Dataset: F:\Projects\PFAS.PRO\Results\190728M1\190728M1-CRV.qld

Last Altered: Sunday, July 28, 2019 19:34:02 Pacific Daylight Time
Printed: Sunday, July 28, 2019 19:34:33 Pacific Daylight Time

**Name: 190728M1_7, Date: 28-Jul-2019, Time: 16:10:31, ID: ST190728M1-4 PFC CS1 19G1104, Description: PFC CS1 19G1104**

**L-PFHxS**

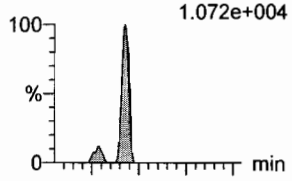


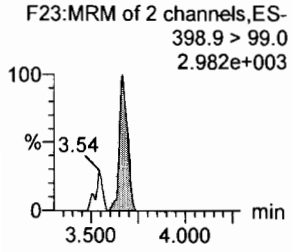


**6:2 FTS**

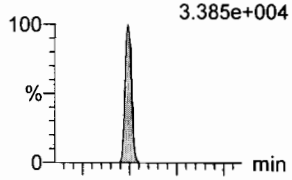


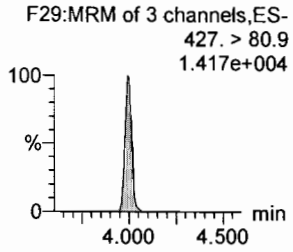


**L-PFOA**

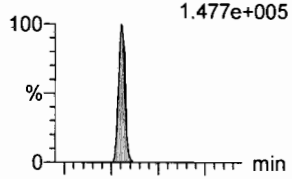


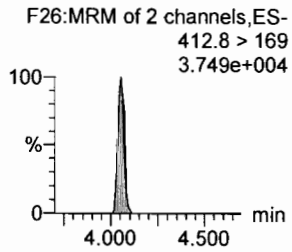


**PFEChS**

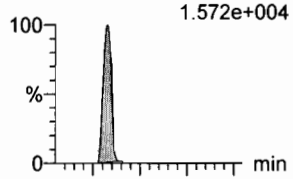


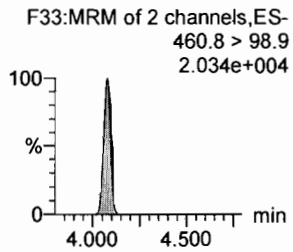


**PFHpS**

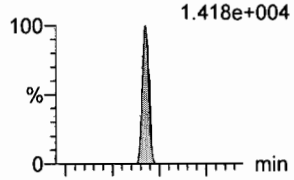


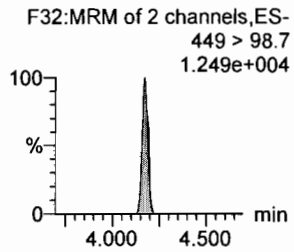


**7:3 FTCA**

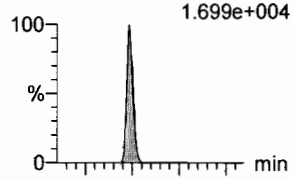


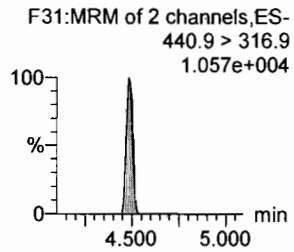


**13C3-PFHxS**

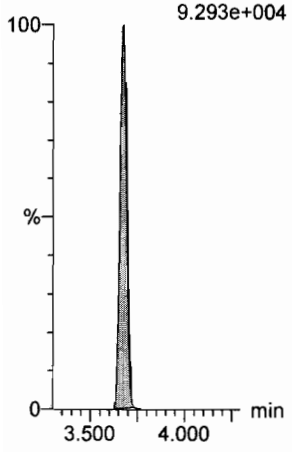


**13C2-6:2 FTS**

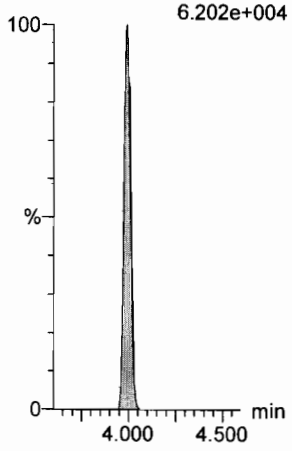


**13C2-PFOA**

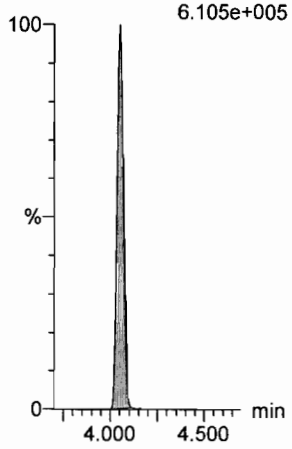


**13C2-PFOA**

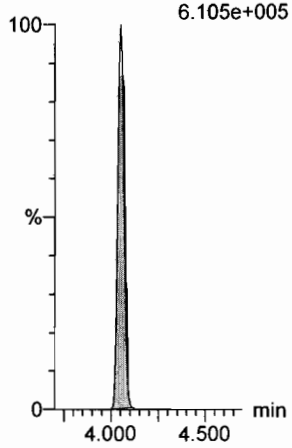


**13C8-PFOS**

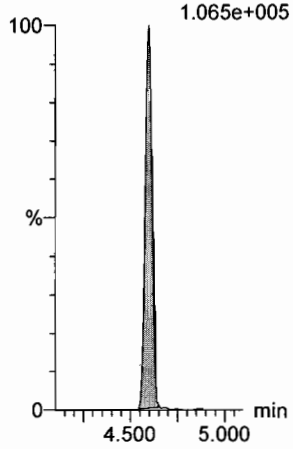


**13C5-PFNA**

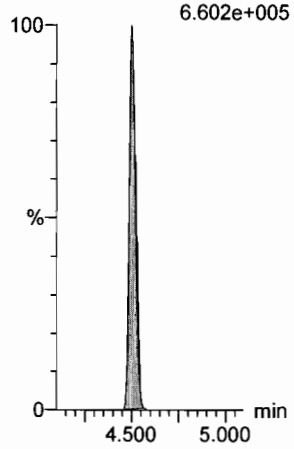

Dataset: F:\Projects\PFAS.PRO\Results\190728M1\190728M1-CRV.qld

Last Altered: Sunday, July 28, 2019 19:34:02 Pacific Daylight Time
Printed: Sunday, July 28, 2019 19:34:33 Pacific Daylight Time

**Name: 190728M1_7, Date: 28-Jul-2019, Time: 16:10:31, ID: ST190728M1-4 PFC CS1 19G1104, Description: PFC CS1 19G1104**

**PFNA**

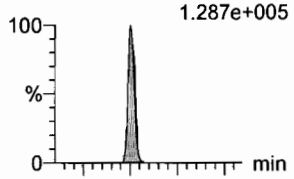


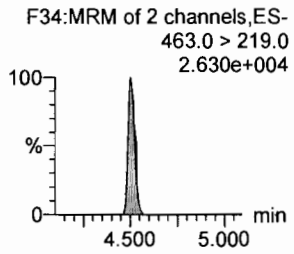


**PFOSA**




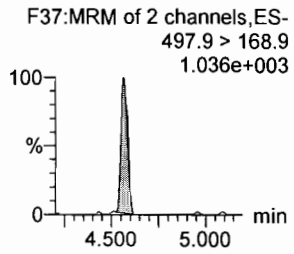


**L-PFOS**

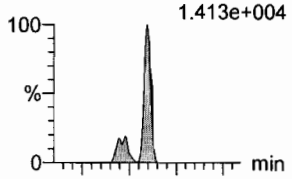


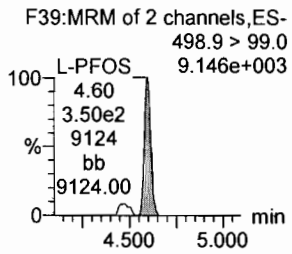


**9Cl-PF30NS**

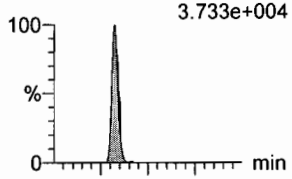


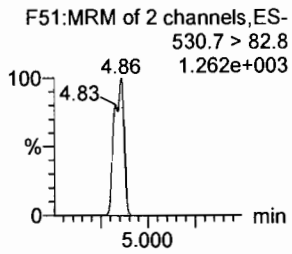


**PFDA**

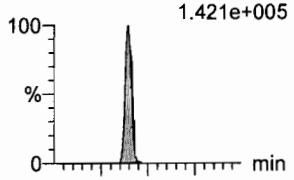


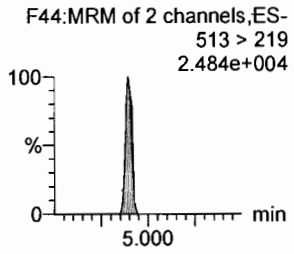


**8:2 FTS**

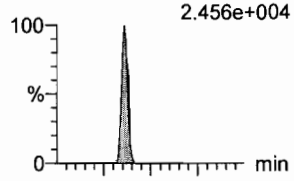


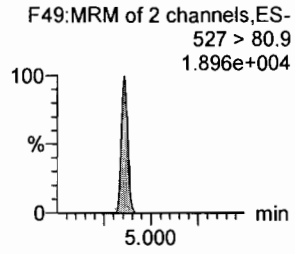


**13C5-PFNA**

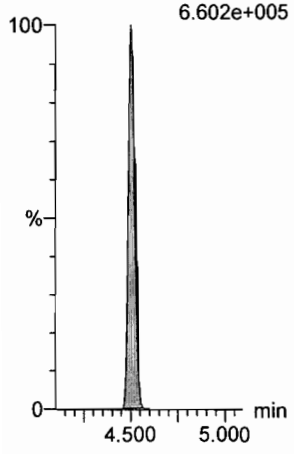


**13C8-PFOSA**

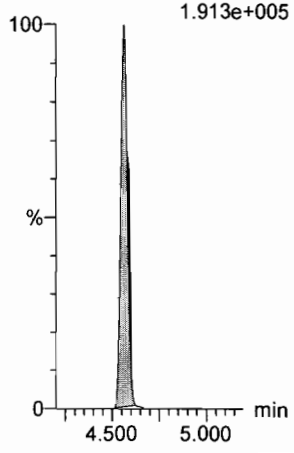


**13C8-PFOS**

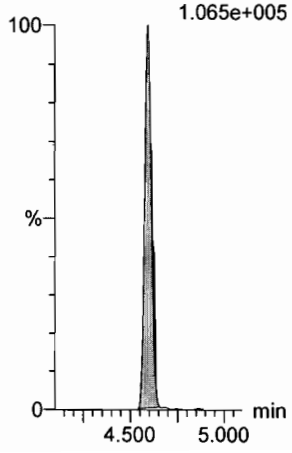


**13C8-PFOS**

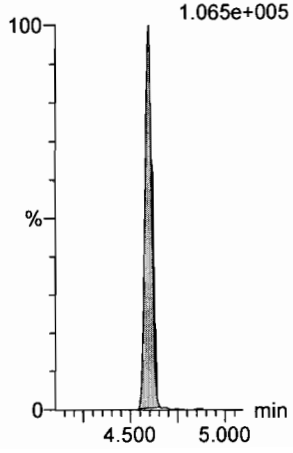


**13C2-PFDA**

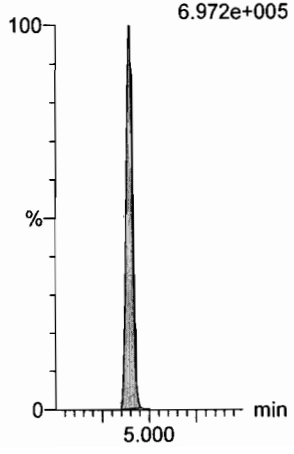


**13C2-8:2 FTS**

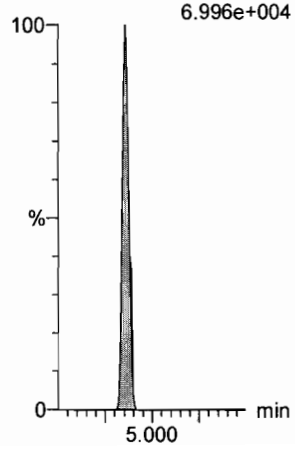

Dataset: F:\Projects\PFAS.PRO\Results\190728M1\190728M1-CRV.qld

Last Altered: Sunday, July 28, 2019 19:34:02 Pacific Daylight Time
Printed: Sunday, July 28, 2019 19:34:33 Pacific Daylight Time

**Name: 190728M1_7, Date: 28-Jul-2019, Time: 16:10:31, ID: ST190728M1-4 PFC CS1 19G1104, Description: PFC CS1 19G1104**

**PFNS**

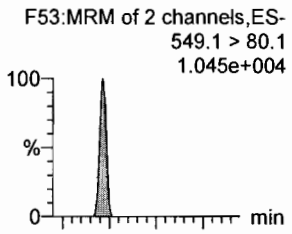


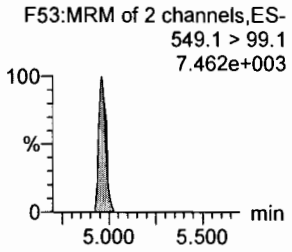


**L-MeFOSAA**

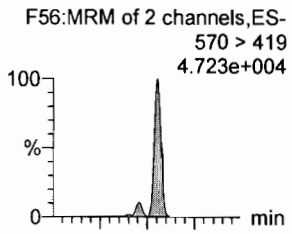


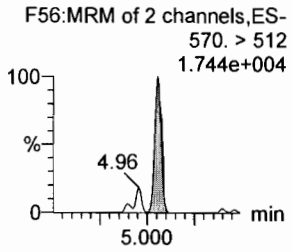


**L-EtFOSAA**

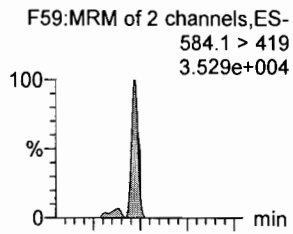


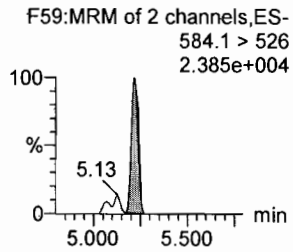


**PFUdA**

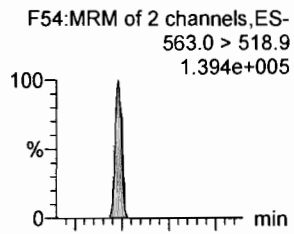


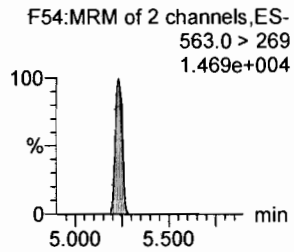


**PFDS**

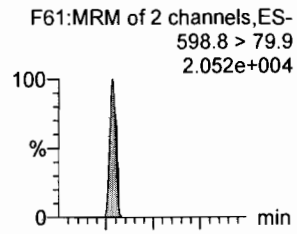


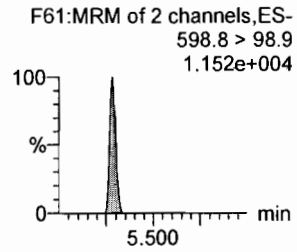


**11Cl-PF30UdS**

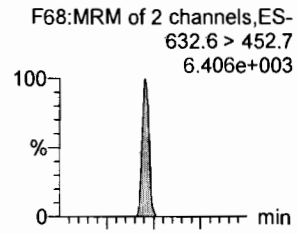


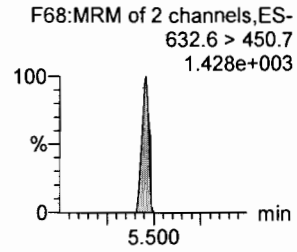


**13C8-PFOS**

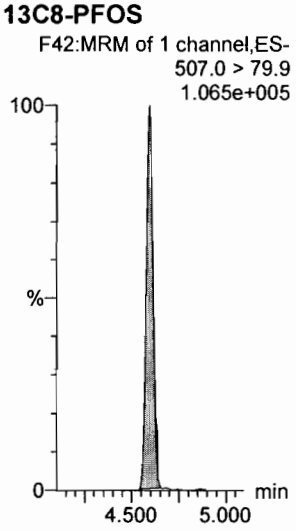


**d3-N-MeFOSAA**

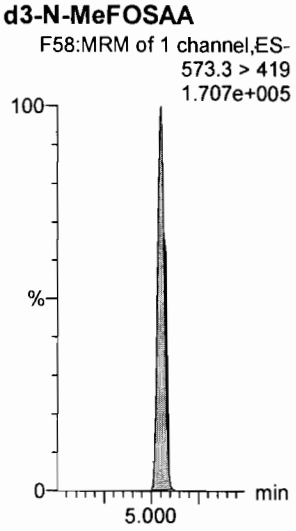


**d5-N-EtFOSAA**

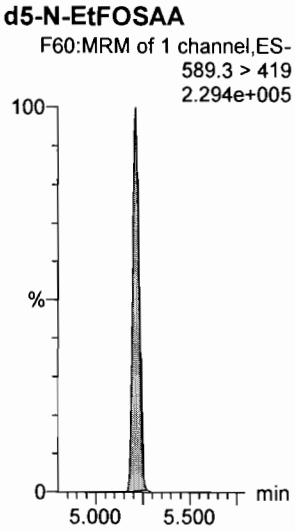


**13C2-PFUdA**




**13C2-8:2 FTS**

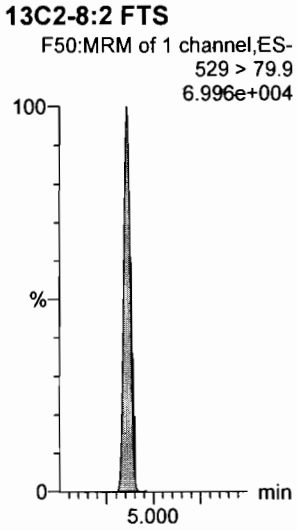


**13C2-PFDoA**

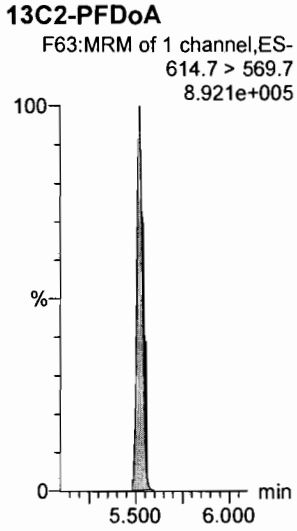

Dataset: F:\Projects\PFAS.PRO\Results\190728M1\190728M1-CRV.qld

Last Altered: Sunday, July 28, 2019 19:34:02 Pacific Daylight Time
Printed: Sunday, July 28, 2019 19:34:33 Pacific Daylight Time

**Name: 190728M1_7, Date: 28-Jul-2019, Time: 16:10:31, ID: ST190728M1-4 PFC CS1 19G1104, Description: PFC CS1 19G1104**

**10:2 FTS**

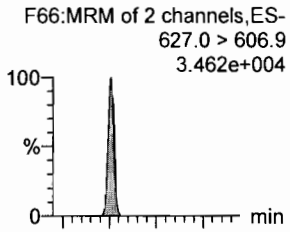


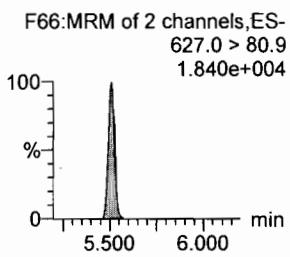


**PFDoA**

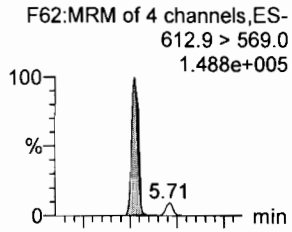


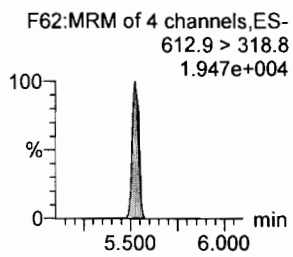


**N-MeFOSA**

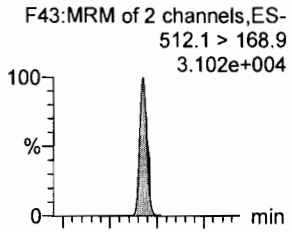


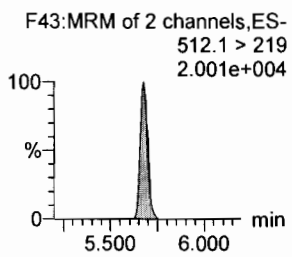


**PFTrDA**

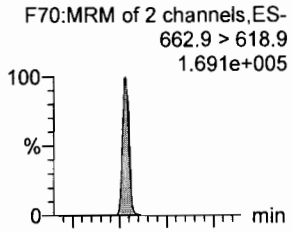


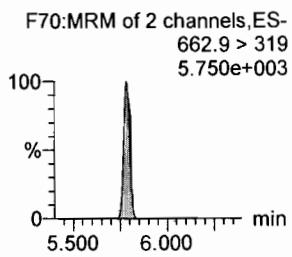


**PFDoS**

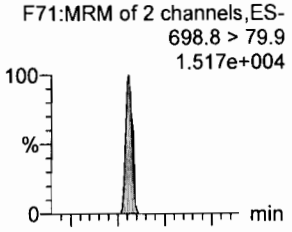


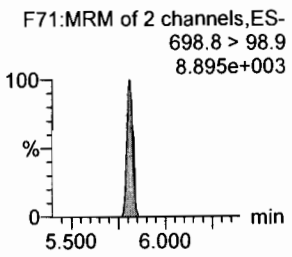


**PFTeDA**

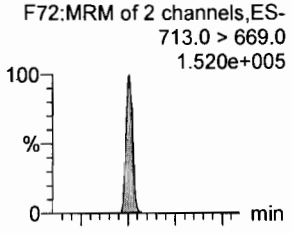


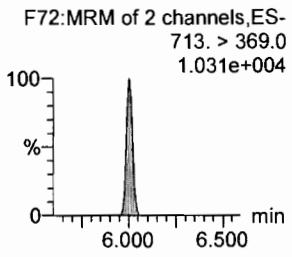


**13C2-8:2 FTS**

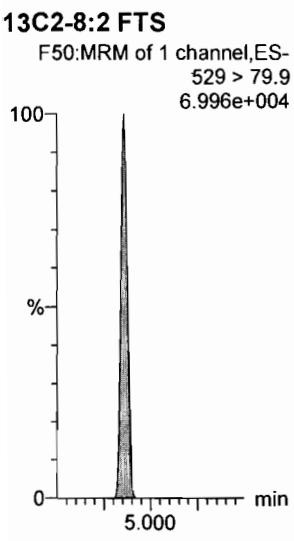


**13C2-PFDoA**

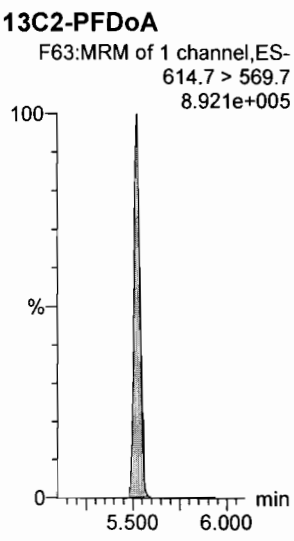


**d3-N-MeFOSA**

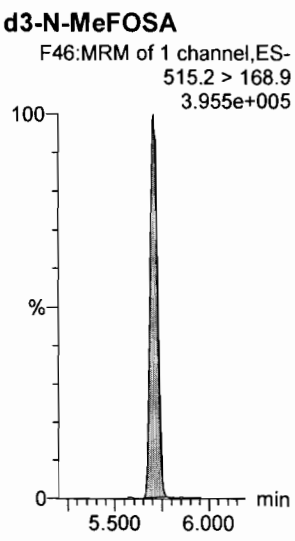


**13C2-PFDoA**

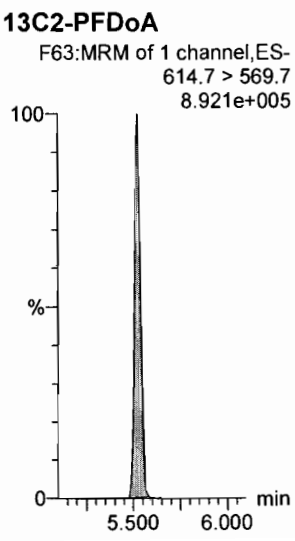


**13C2-PFTeDA**

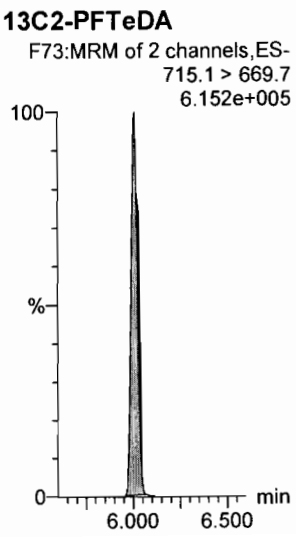


**13C2-PFTeDA**

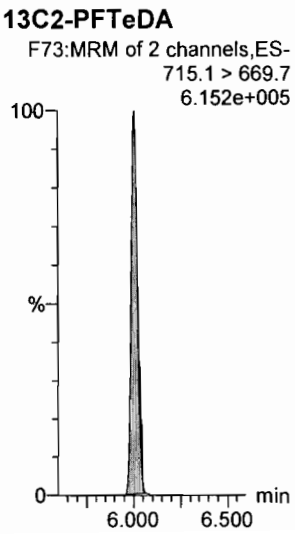

Dataset: F:\Projects\PFAS.PRO\Results\190728M1\190728M1-CRV.qld

Last Altered: Sunday, July 28, 2019 19:34:02 Pacific Daylight Time
Printed: Sunday, July 28, 2019 19:34:33 Pacific Daylight Time

**Name: 190728M1_7, Date: 28-Jul-2019, Time: 16:10:31, ID: ST190728M1-4 PFC CS1 19G1104, Description: PFC CS1 19G1104**

**N-EtFOSA**

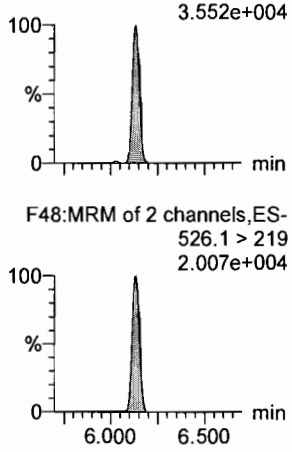


**PFHxDA**

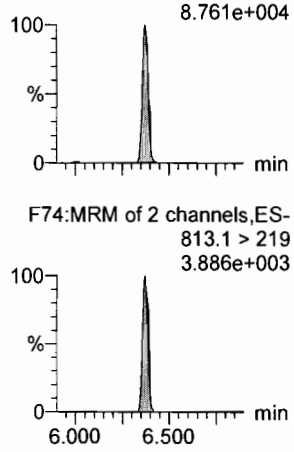


**PFODA**

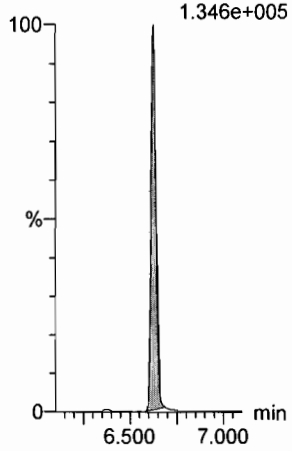


**N-MeFOSE**

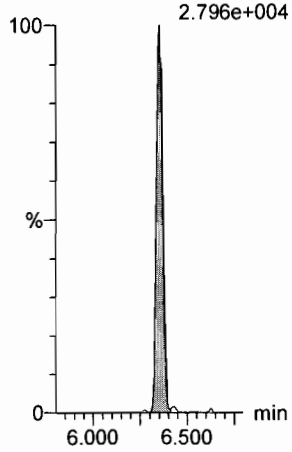


**N-EtFOSE**

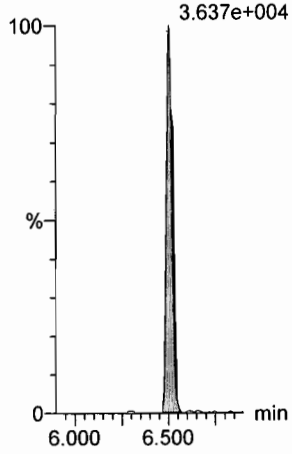


**13C4-PFBA**

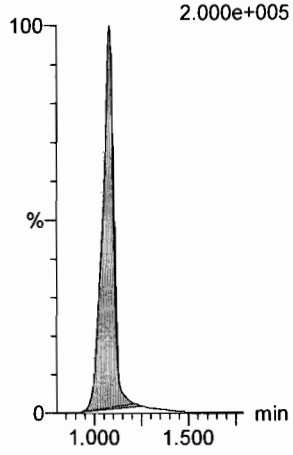


**d5-N-ETFOSA**

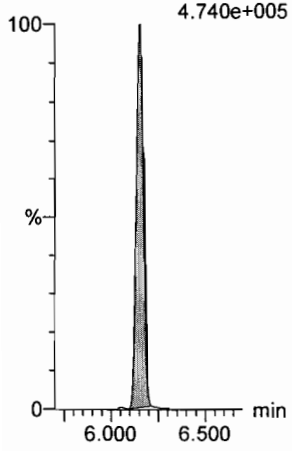


**13C2-PFHxDA**

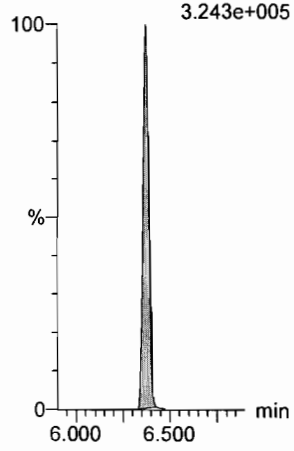


**13C2-PFHxDA**

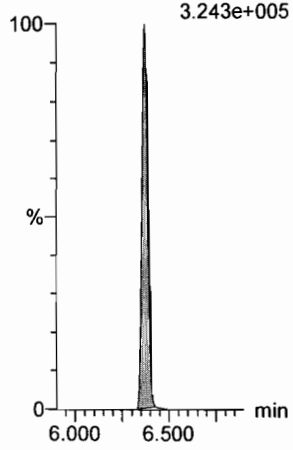


**d7-N-MeFOSE**

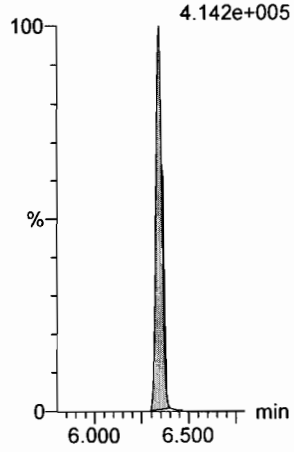


**d9-N-EtFOSE**

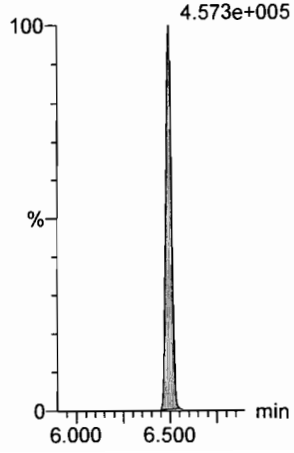


**13C5-PFHxA**

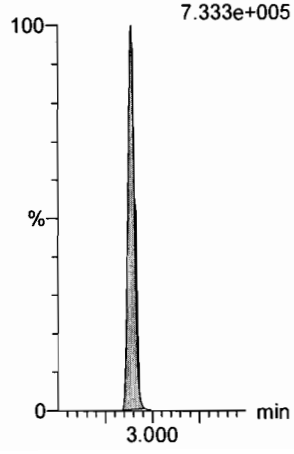

Dataset: F:\Projects\PFAS.PRO\Results\190728M1\190728M1-CRV.qld

Last Altered: Sunday, July 28, 2019 19:34:02 Pacific Daylight Time
Printed: Sunday, July 28, 2019 19:34:33 Pacific Daylight Time

**Name: 190728M1_7, Date: 28-Jul-2019, Time: 16:10:31, ID: ST190728M1-4 PFC CS1 19G1104, Description: PFC CS1 19G1104**

**13C8-PFOA**

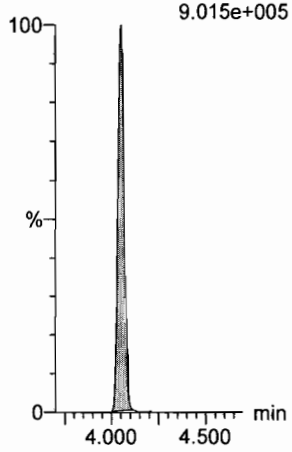


**18O2-PFHxS**

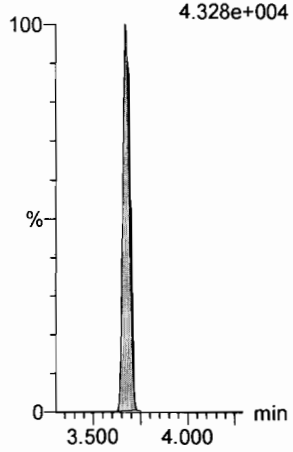


**13C9-PFNA**

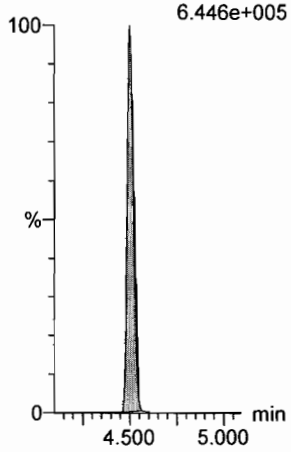


**13C4-PFOS**

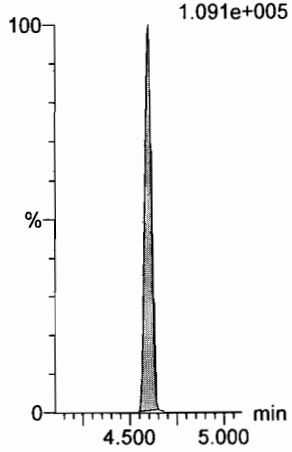


**13C6-PFDA**

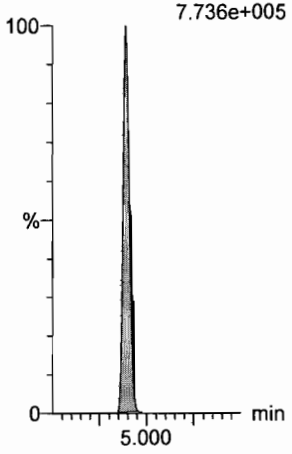


**13C7-PFUdA**

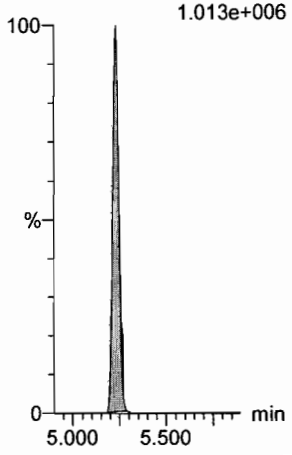

Dataset: F:\Projects\PFAS.PRO\Results\190728M1\190728M1-CRV.qld

Last Altered: Sunday, July 28, 2019 19:34:02 Pacific Daylight Time
Printed: Sunday, July 28, 2019 19:34:33 Pacific Daylight Time

**Name: 190728M1_8, Date: 28-Jul-2019, Time: 16:21:10, ID: ST190728M1-5 PFC CS2 19G1105, Description: PFC CS2 19G1105**

**PFBA**

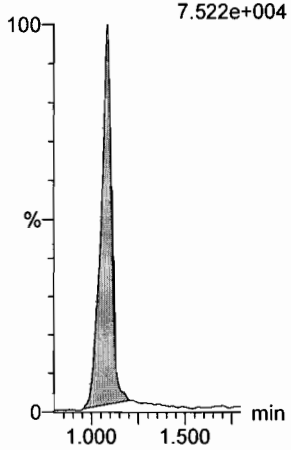


**PFPrS**

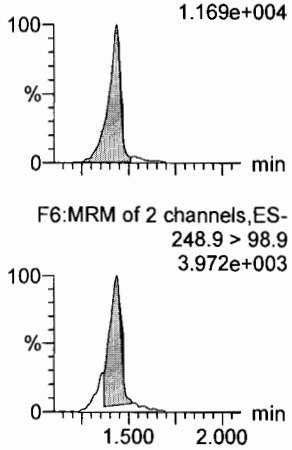


**3:3 FTCA**

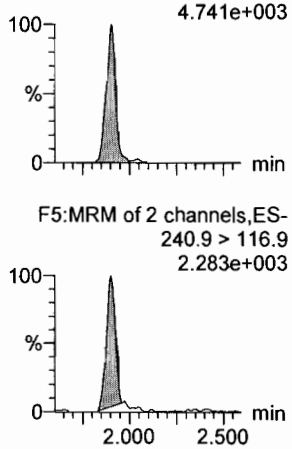


**PFPeA**

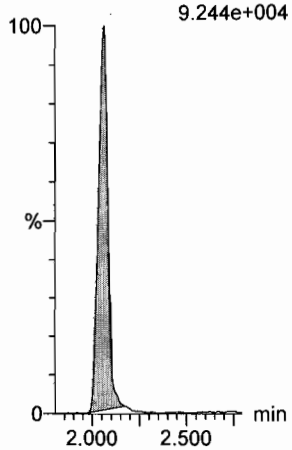


**PFBS**

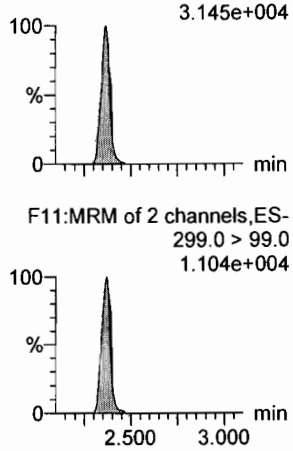


**4:2 FTS**

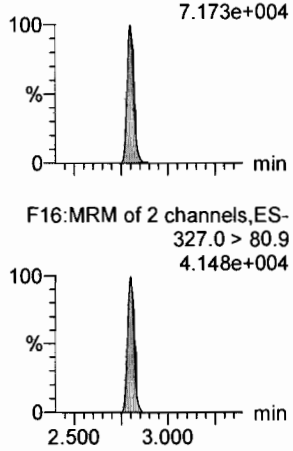


**13C3-PFBA**

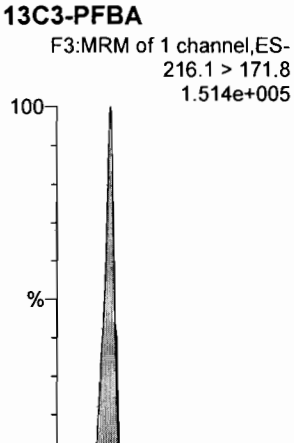


**13C3-PFBS**

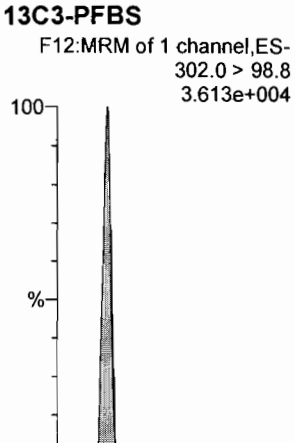


**13C3-PFPeA**

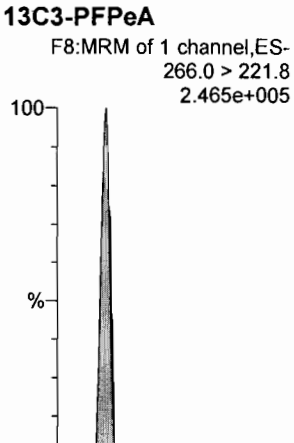


**13C3-PFPeA**

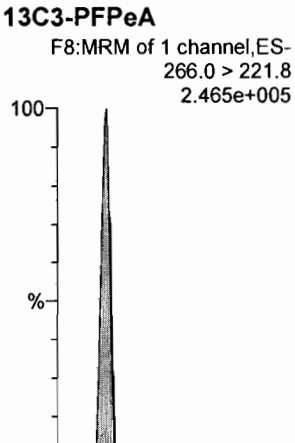


**13C3-PFBS**

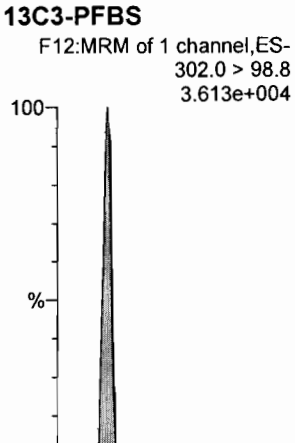


**13C2-4:2 FTS**

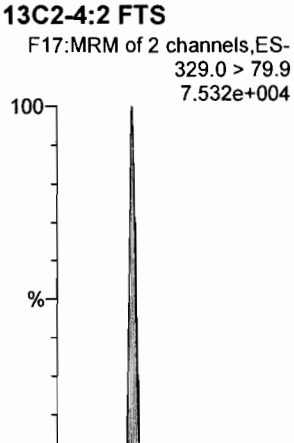

Dataset: F:\Projects\PFAS.PRO\Results\190728M1\190728M1-CRV.qld

Last Altered: Sunday, July 28, 2019 19:34:02 Pacific Daylight Time
Printed: Sunday, July 28, 2019 19:34:33 Pacific Daylight Time

**Name: 190728M1_8, Date: 28-Jul-2019, Time: 16:21:10, ID: ST190728M1-5 PFC CS2 19G1105, Description: PFC CS2 19G1105**

**PFHxA**

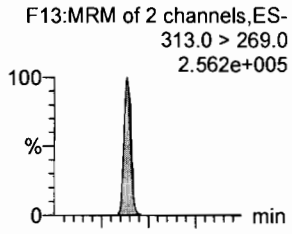


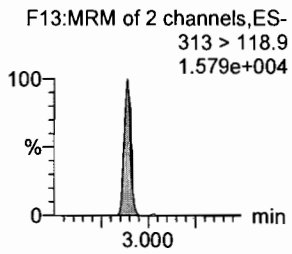


**PFPeS**

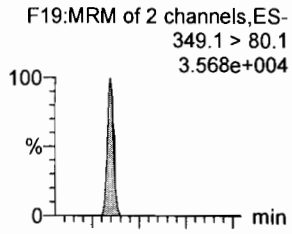


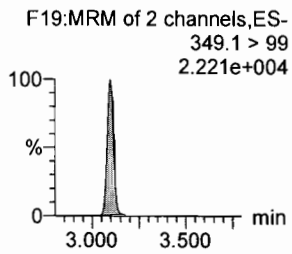


**HFPO-DA**

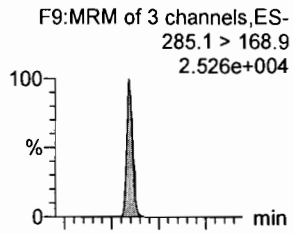


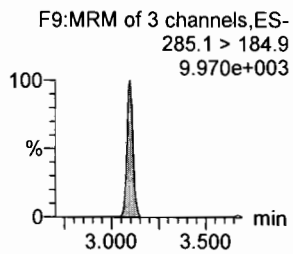


**5:3 FTCA**

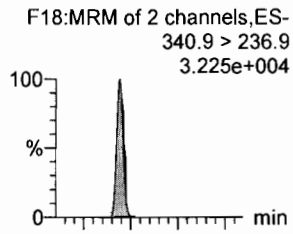


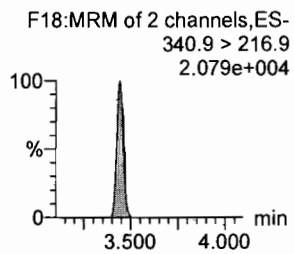


**PFHpA**

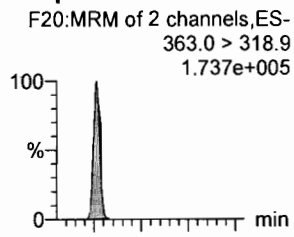


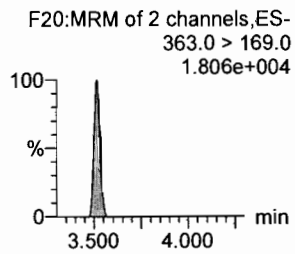


**ADONA**

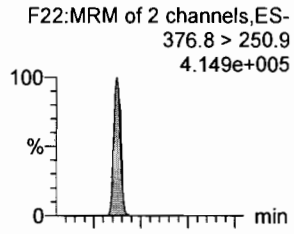


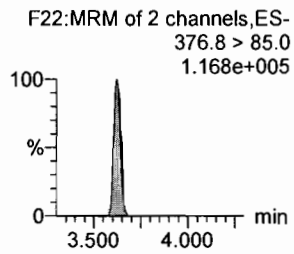


**13C2-PFHxA**

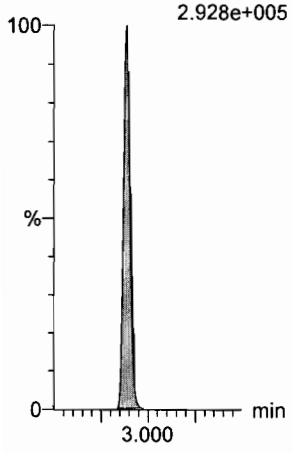


**13C3-PFBS**

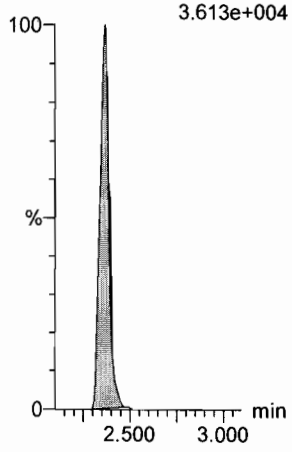


**13C3-HFPO-DA**

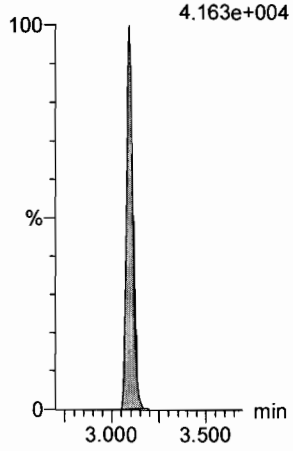


**13C4-PFHpA**

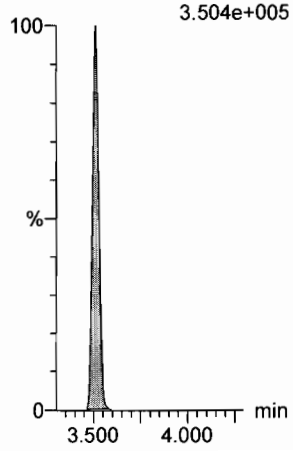


**13C4-PFHpA**

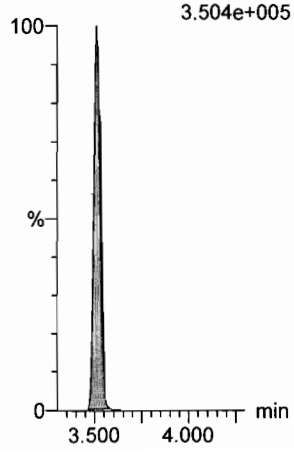


**13C4-PFHpA**

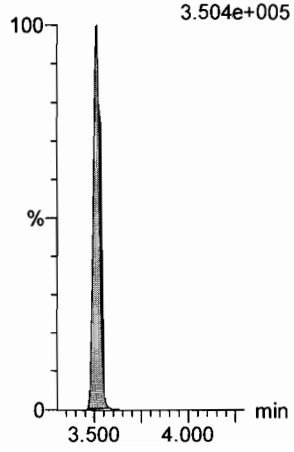

Dataset: F:\Projects\PFAS.PRO\Results\190728M1\190728M1-CRV.qld

Last Altered: Sunday, July 28, 2019 19:34:02 Pacific Daylight Time
Printed: Sunday, July 28, 2019 19:34:33 Pacific Daylight Time

**Name: 190728M1_8, Date: 28-Jul-2019, Time: 16:21:10, ID: ST190728M1-5 PFC CS2 19G1105, Description: PFC CS2 19G1105**

**L-PFHxS**

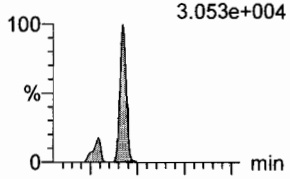


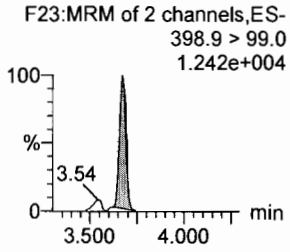


**6:2 FTS**

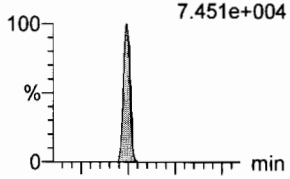


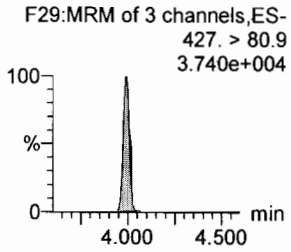


**L-PFOA**

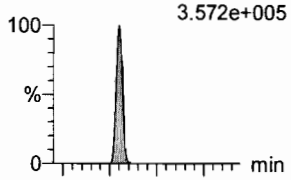


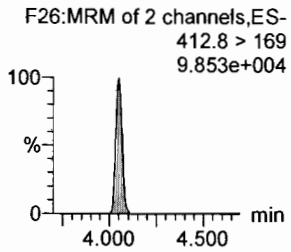


**PFEChS**

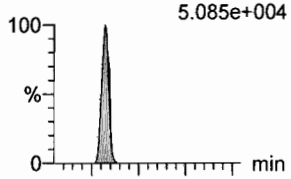


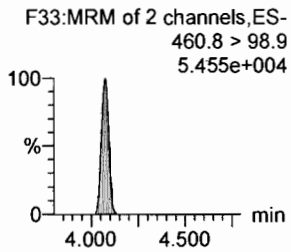


**PFHpS**

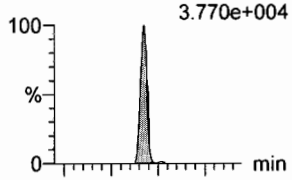


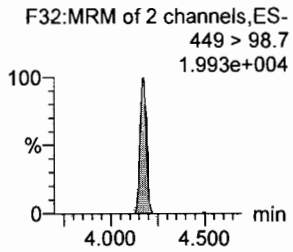


**7:3 FTCA**

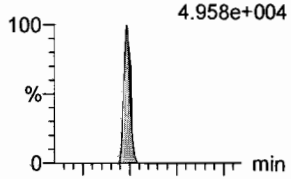


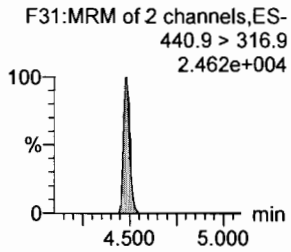


**13C3-PFHxS**

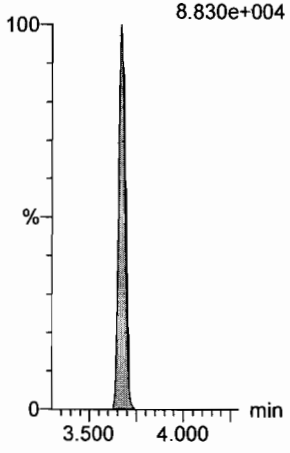


**13C2-6:2 FTS**

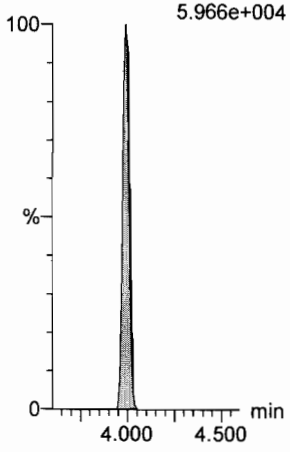


**13C2-PFOA**

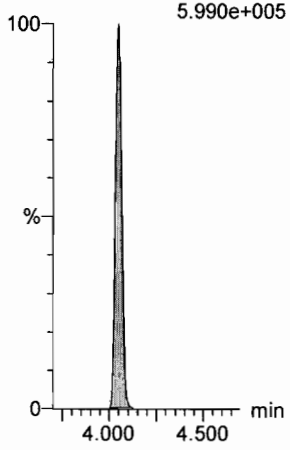


**13C2-PFOA**

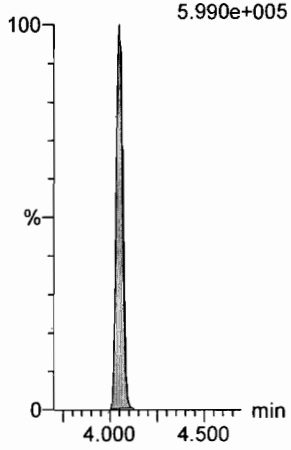


**13C8-PFOS**

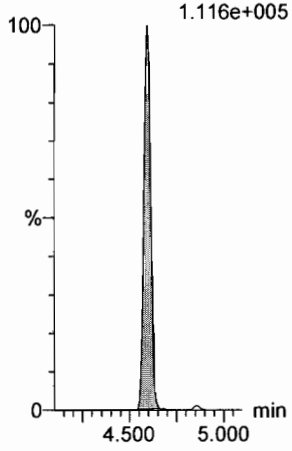


**13C5-PFNA**

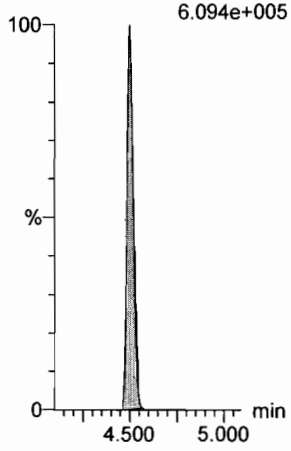

Dataset: F:\Projects\PFAS.PRO\Results\190728M1\190728M1-CRV.qld

Last Altered: Sunday, July 28, 2019 19:34:02 Pacific Daylight Time
Printed: Sunday, July 28, 2019 19:34:33 Pacific Daylight Time

**Name: 190728M1_8, Date: 28-Jul-2019, Time: 16:21:10, ID: ST190728M1-5 PFC CS2 19G1105, Description: PFC CS2 19G1105**

**PFNA**

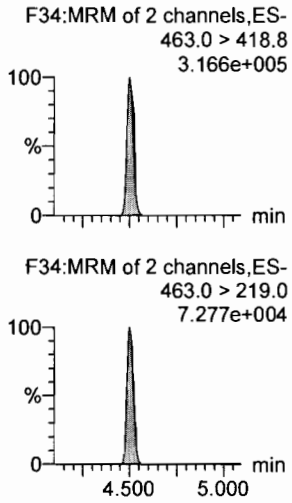


**PFOSA**

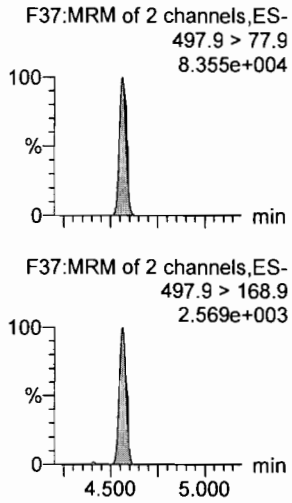


**L-PFOS**

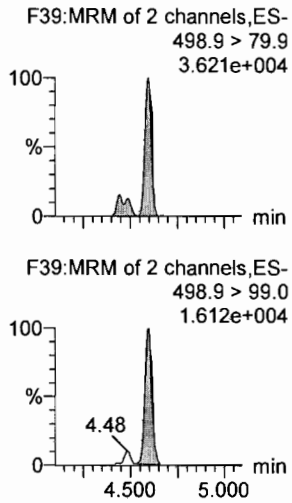


**9Cl-PF30NS**

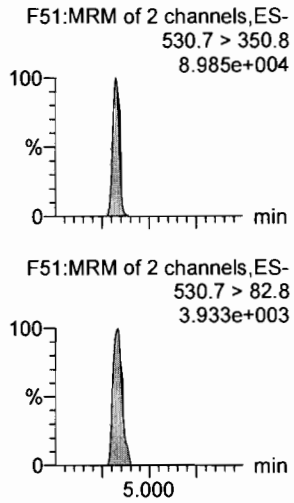


**PFDA**

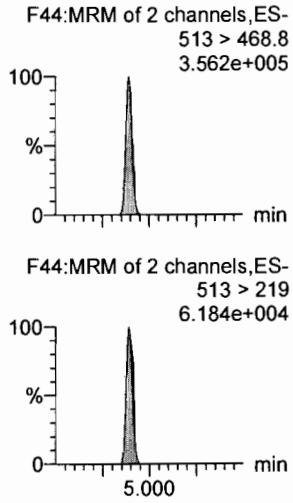


**8:2 FTS**

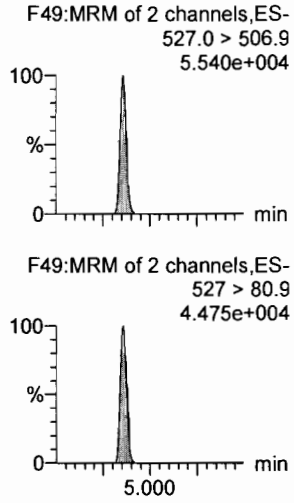


**13C5-PFNA**

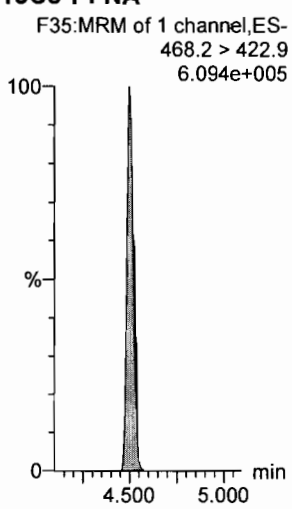


**13C8-PFOSA**

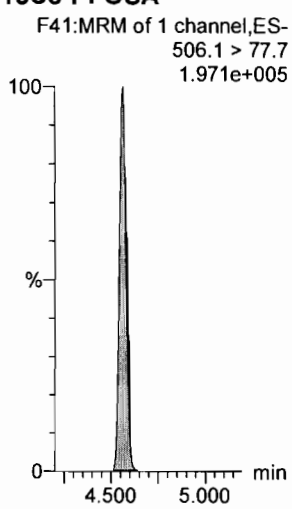


**13C8-PFOS**

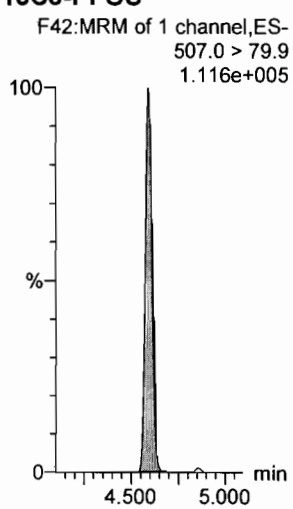


**13C8-PFOS**

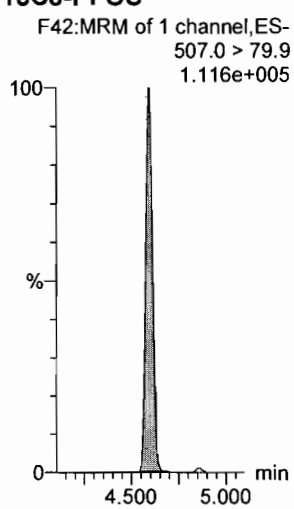


**13C2-PFDA**

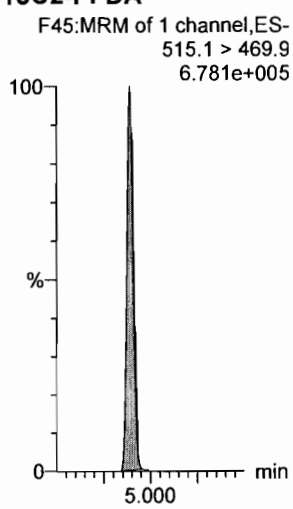


**13C2-8:2 FTS**

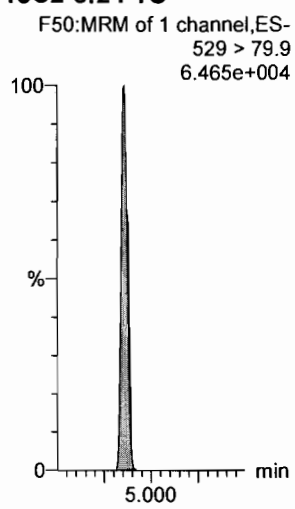

Dataset: F:\Projects\PFAS.PRO\Results\190728M1\190728M1-CRV.qld

Last Altered: Sunday, July 28, 2019 19:34:02 Pacific Daylight Time
Printed: Sunday, July 28, 2019 19:34:33 Pacific Daylight Time

**Name: 190728M1_8, Date: 28-Jul-2019, Time: 16:21:10, ID: ST190728M1-5 PFC CS2 19G1105, Description: PFC CS2 19G1105**

**PFNS**

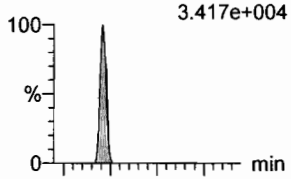


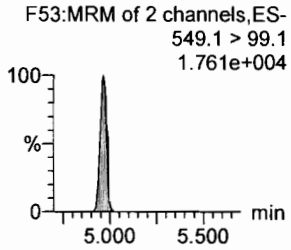


**L-MeFOSAA**

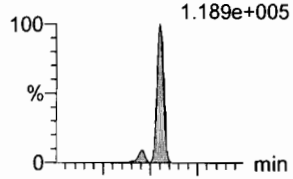


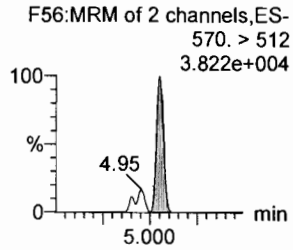


**L-EtFOSAA**

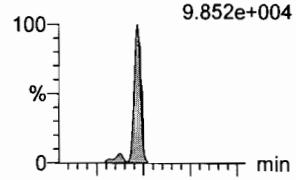


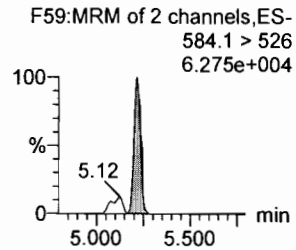


**PFUdA**

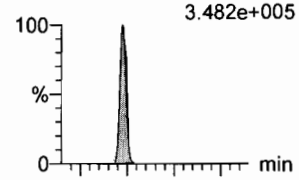


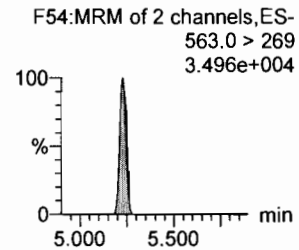


**PFDS**

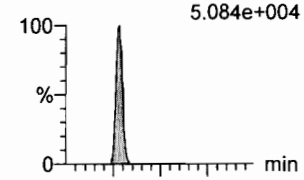


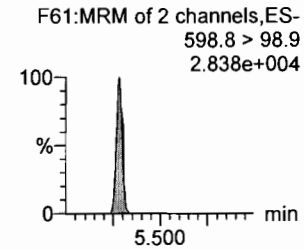


**11Cl-PF30UdS**

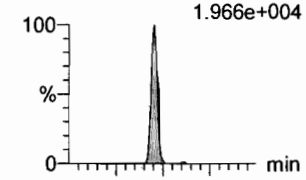


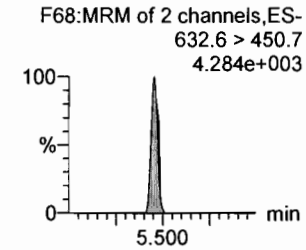


**13C8-PFOS**

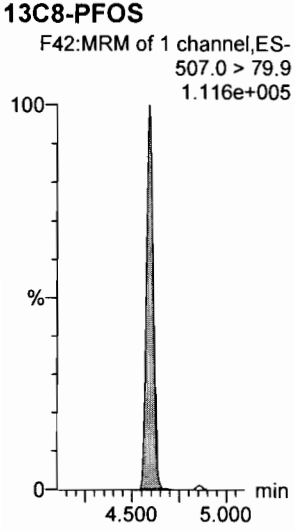


**d3-N-MeFOSAA**

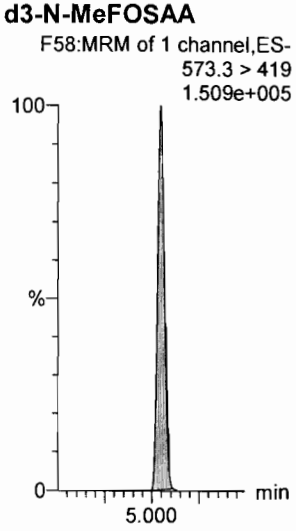


**d5-N-EtFOSAA**

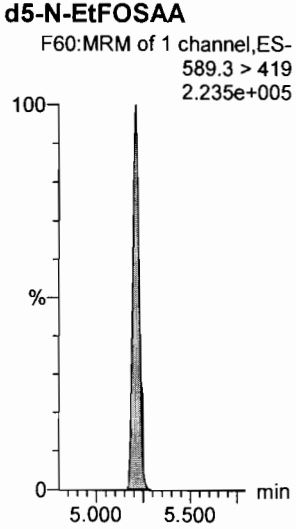


**13C2-PFUdA**

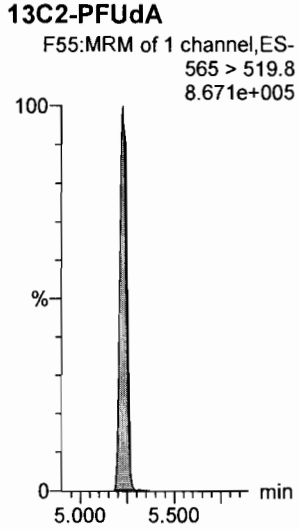


**13C2-8:2 FTS**

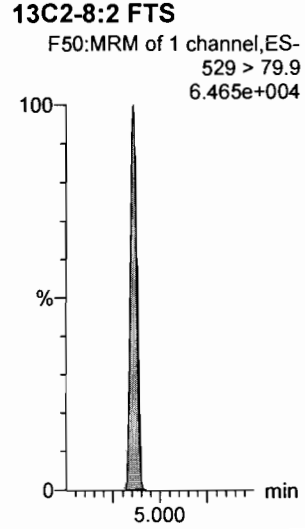


**13C2-PFDoA**

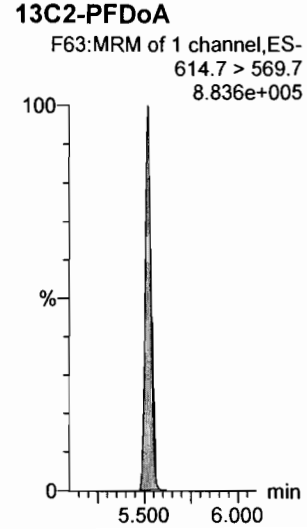

Dataset: F:\Projects\PFAS.PRO\Results\190728M1\190728M1-CRV.qld

Last Altered: Sunday, July 28, 2019 19:34:02 Pacific Daylight Time
Printed: Sunday, July 28, 2019 19:34:33 Pacific Daylight Time

**Name: 190728M1_8, Date: 28-Jul-2019, Time: 16:21:10, ID: ST190728M1-5 PFC CS2 19G1105, Description: PFC CS2 19G1105**

**10:2 FTS**
F66:MRM of 2 channels,ES-
627.0 > 606.9
7.729e+004

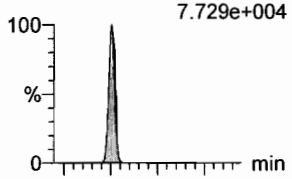


F66:MRM of 2 channels,ES-
627.0 > 80.9
4.870e+004

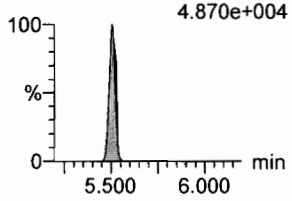


**PFDoA**
F62:MRM of 4 channels,ES-
612.9 > 569.0
3.896e+005

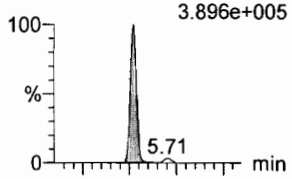


F62:MRM of 4 channels,ES-
612.9 > 318.8
4.604e+004

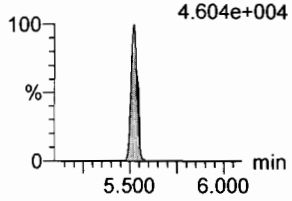


**N-MeFOSA**
F43:MRM of 2 channels,ES-
512.1 > 168.9
8.206e+004

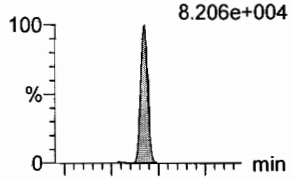


F43:MRM of 2 channels,ES-
512.1 > 219
5.287e+004

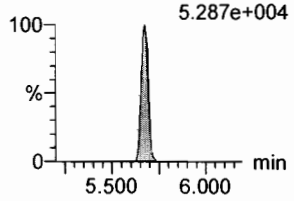


**PFTrDA**
F70:MRM of 2 channels,ES-
662.9 > 618.9
3.931e+005

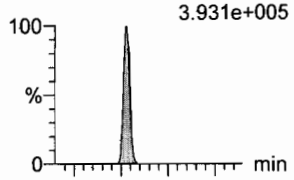


F70:MRM of 2 channels,ES-
662.9 > 319
1.787e+004

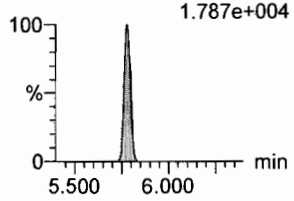


**PFDoS**
F71:MRM of 2 channels,ES-
698.8 > 79.9
3.905e+004

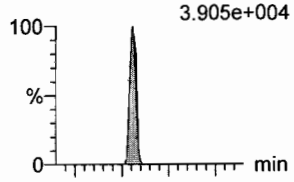


F71:MRM of 2 channels,ES-
698.8 > 98.9
2.144e+004

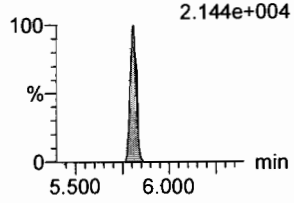


**PFTeDA**
F72:MRM of 2 channels,ES-
713.0 > 669.0
3.754e+005

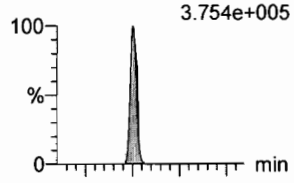


F72:MRM of 2 channels,ES-
713. > 369.0
2.212e+004

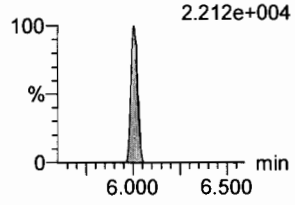


**13C2-8:2 FTS**
F50:MRM of 1 channel,ES-
529 > 79.9
6.465e+004

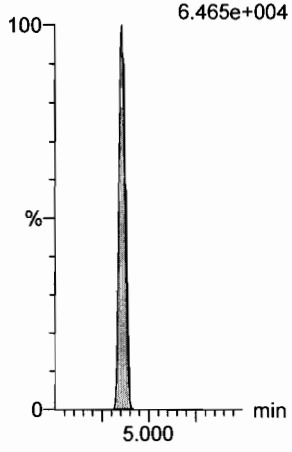


**13C2-PFDoA**
F63:MRM of 1 channel,ES-
614.7 > 569.7
8.836e+005

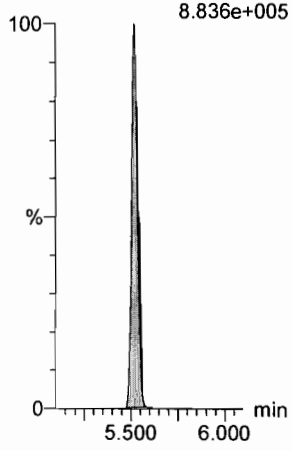


**d3-N-MeFOSA**
F46:MRM of 1 channel,ES-
515.2 > 168.9
3.925e+005

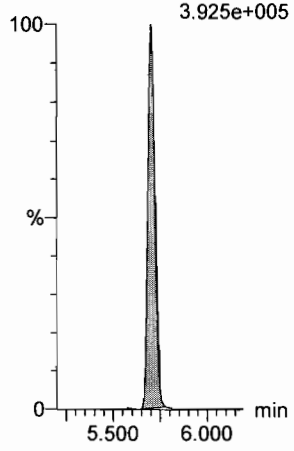


**13C2-PFDoA**
F63:MRM of 1 channel,ES-
614.7 > 569.7
8.836e+005

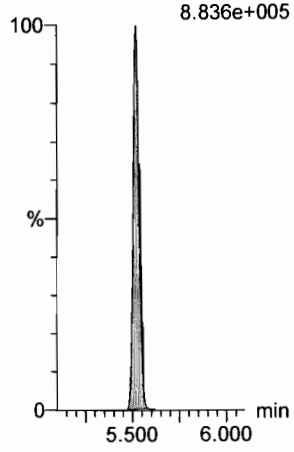


**13C2-PFTeDA**
F73:MRM of 2 channels,ES-
715.1 > 669.7
5.881e+005

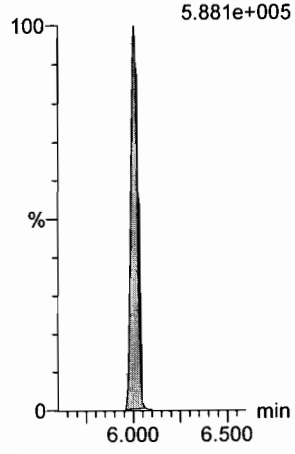


**13C2-PFTeDA**
F73:MRM of 2 channels,ES-
715.1 > 669.7
5.881e+005

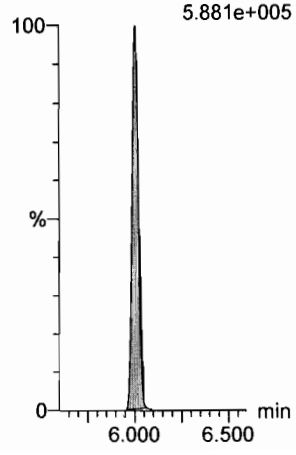

Dataset: F:\Projects\PFAS.PRO\Results\190728M1\190728M1-CRV.qld

Last Altered: Sunday, July 28, 2019 19:34:02 Pacific Daylight Time
Printed: Sunday, July 28, 2019 19:34:33 Pacific Daylight Time

**Name: 190728M1_8, Date: 28-Jul-2019, Time: 16:21:10, ID: ST190728M1-5 PFC CS2 19G1105, Description: PFC CS2 19G1105**

**N-EtFOSA**

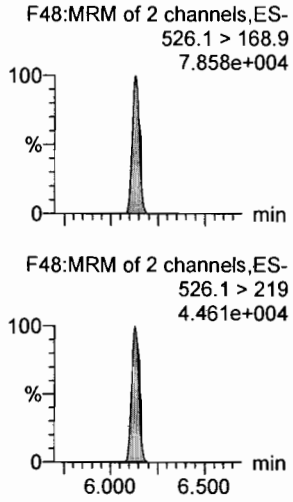


**PFHxDA**

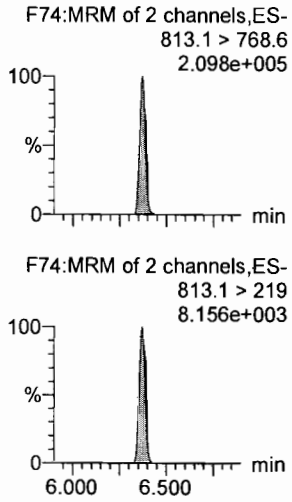


**PFODA**

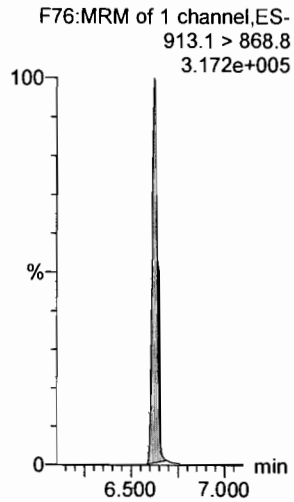


**N-MeFOSE**

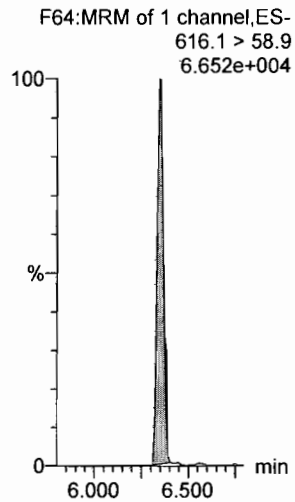


**N-EtFOSE**

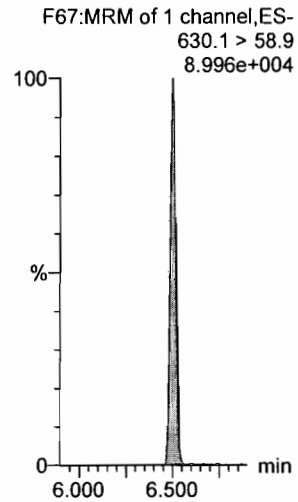


**13C4-PFBA**

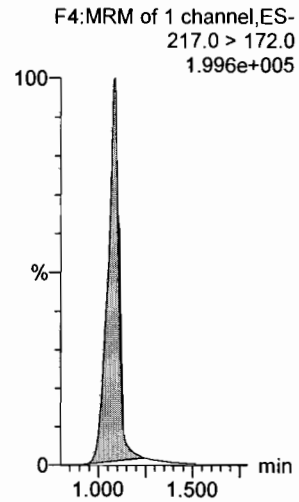


**d5-N-ETFOSA**

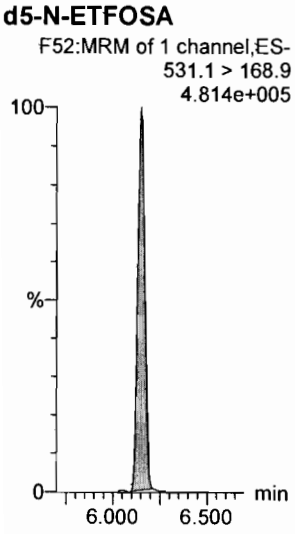


**13C2-PFHxDA**

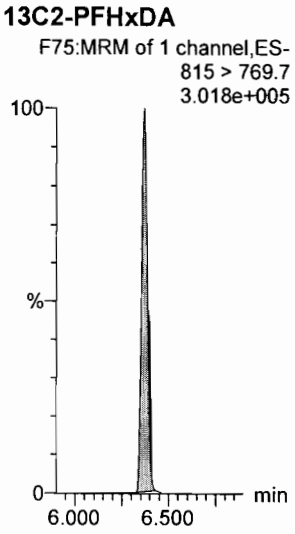


**13C2-PFHxDA**

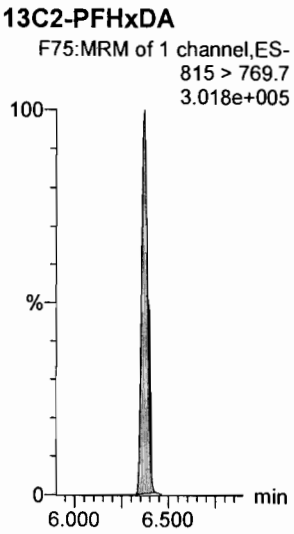


**d7-N-MeFOSE**




**d9-N-EtFOSE**

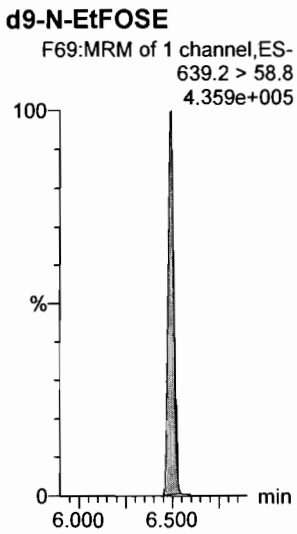


**13C5-PFHxA**

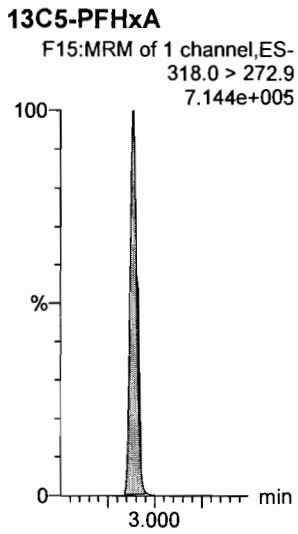

Dataset: F:\Projects\PFAS.PRO\Results\190728M1\190728M1-CRV.qld

Last Altered: Sunday, July 28, 2019 19:34:02 Pacific Daylight Time
Printed: Sunday, July 28, 2019 19:34:33 Pacific Daylight Time

**Name: 190728M1_8, Date: 28-Jul-2019, Time: 16:21:10, ID: ST190728M1-5 PFC CS2 19G1105, Description: PFC CS2 19G1105**

**13C8-PFOA**

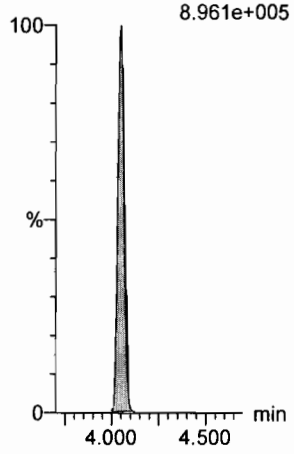


**18O2-PFHxS**

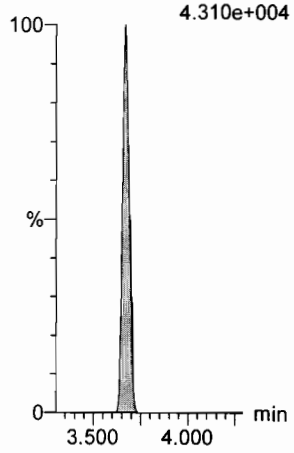


**13C9-PFNA**

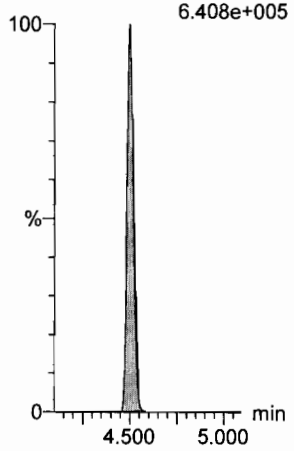


**13C4-PFOS**

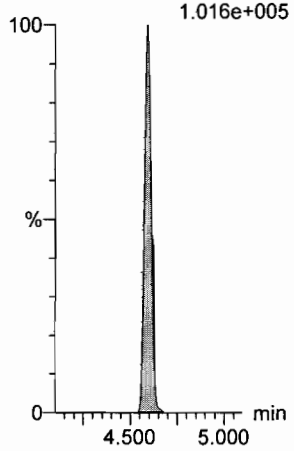


**13C6-PFDA**




**13C7-PFUdA**

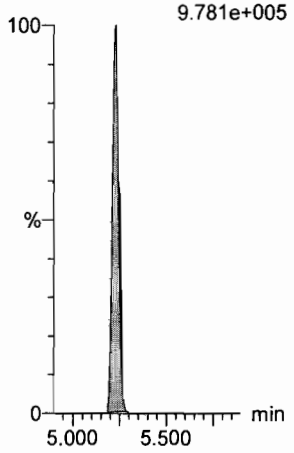

Dataset: F:\Projects\PFAS.PRO\Results\190728M1\190728M1-CRV.qld

Last Altered: Sunday, July 28, 2019 19:34:02 Pacific Daylight Time
Printed: Sunday, July 28, 2019 19:34:33 Pacific Daylight Time

**Name: 190728M1_9, Date: 28-Jul-2019, Time: 16:31:43, ID: ST190728M1-6 PFC CS3 19G1106, Description: PFC CS3 19G1106**

**PFBA**

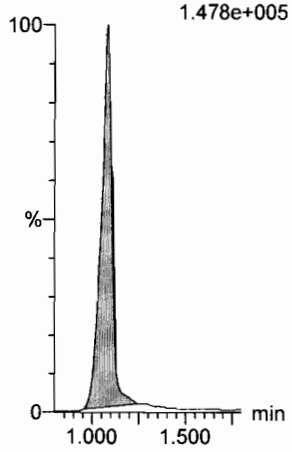


**PFPrS**

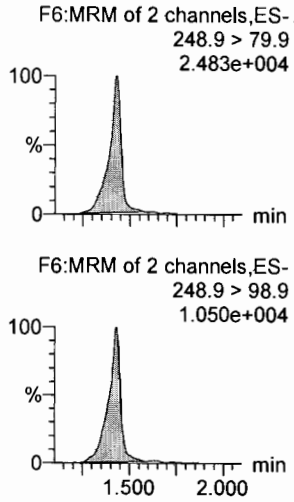


**3:3 FTCA**

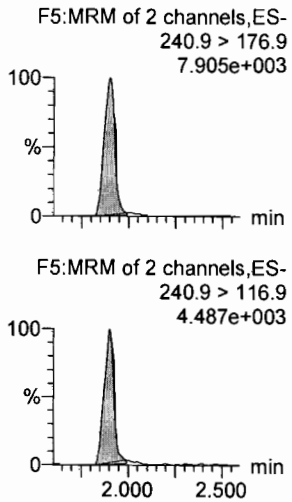


**PFPeA**

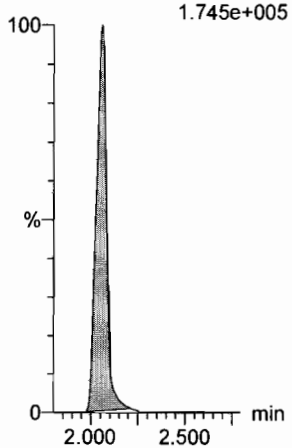


**PFBS**

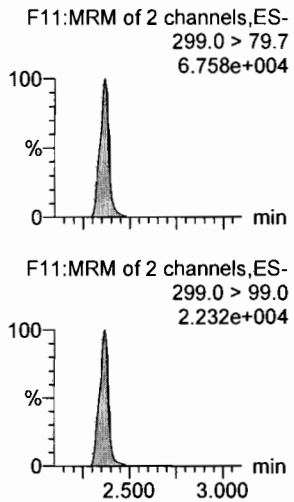


**4:2 FTS**

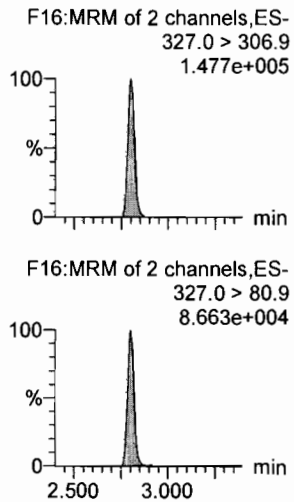


**13C3-PFBA**

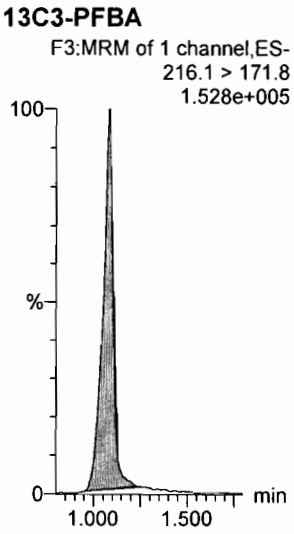


**13C3-PFBS**

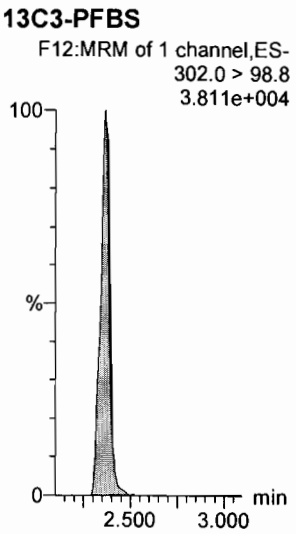


**13C3-PFPeA**

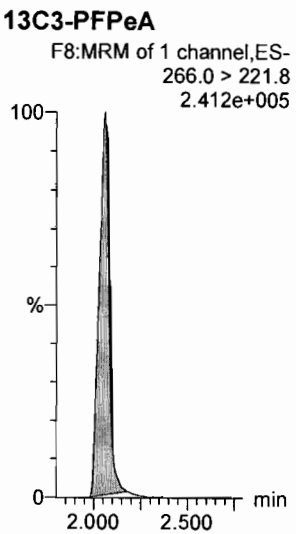


**13C3-PFPeA**

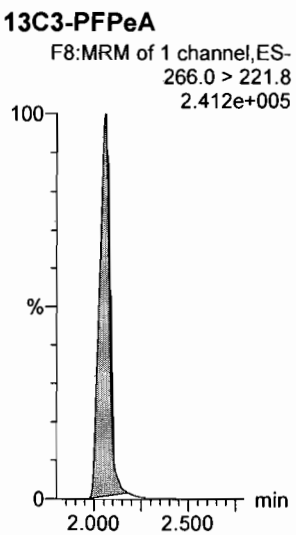


**13C3-PFBS**

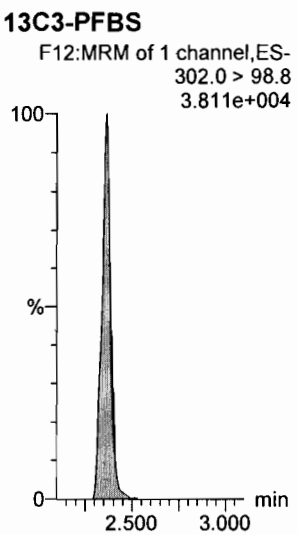


**13C2-4:2 FTS**

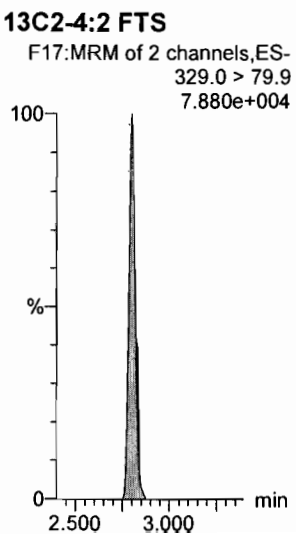

Dataset: F:\Projects\PFAS.PRO\Results\190728M1\190728M1-CRV.qld

Last Altered: Sunday, July 28, 2019 19:34:02 Pacific Daylight Time
Printed: Sunday, July 28, 2019 19:34:33 Pacific Daylight Time

**Name: 190728M1_9, Date: 28-Jul-2019, Time: 16:31:43, ID: ST190728M1-6 PFC CS3 19G1106, Description: PFC CS3 19G1106**

**PFHxA**
F13:MRM of 2 channels,ES-
313.0 > 269.0
5.639e+005

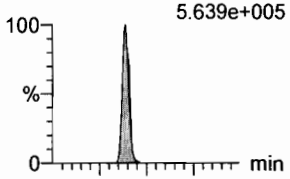

F13:MRM of 2 channels,ES-
313 > 118.9
3.248e+004

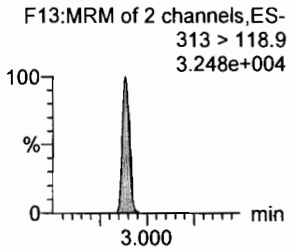

**PFPeS**
F19:MRM of 2 channels,ES-
349.1 > 80.1
6.385e+004

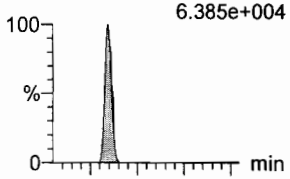

F19:MRM of 2 channels,ES-
349.1 > 99
4.340e+004

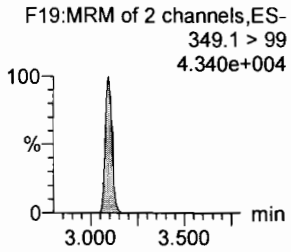

**HFPO-DA**
F9:MRM of 3 channels,ES-
285.1 > 168.9
5.247e+004

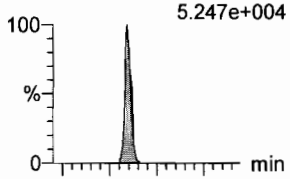

F9:MRM of 3 channels,ES-
285.1 > 184.9
2.140e+004

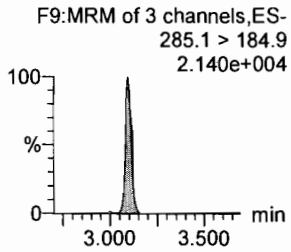

**5:3 FTCA**
F18:MRM of 2 channels,ES-
340.9 > 236.9
6.557e+004

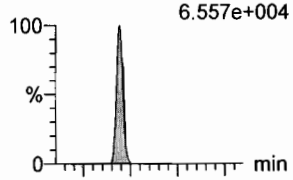

F18:MRM of 2 channels,ES-
340.9 > 216.9
4.272e+004

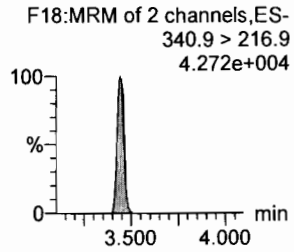

**PFHpA**
F20:MRM of 2 channels,ES-
363.0 > 318.9
3.768e+005

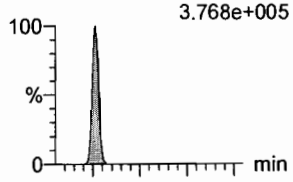

F20:MRM of 2 channels,ES-
363.0 > 169.0
3.276e+004

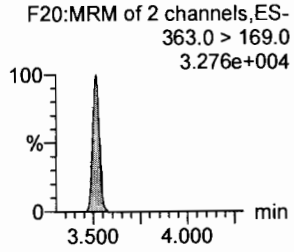

**ADONA**
F22:MRM of 2 channels,ES-
376.8 > 250.9
8.915e+005

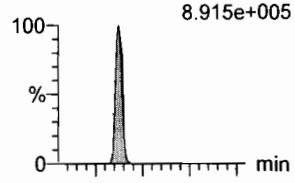

F22:MRM of 2 channels,ES-
376.8 > 85.0
2.532e+005

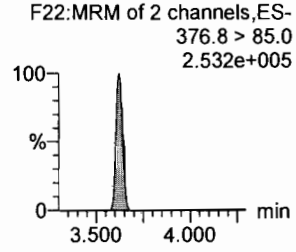

**13C2-PFHxA**
F14:MRM of 1 channel,ES-
315.0 > 270.0
2.835e+005

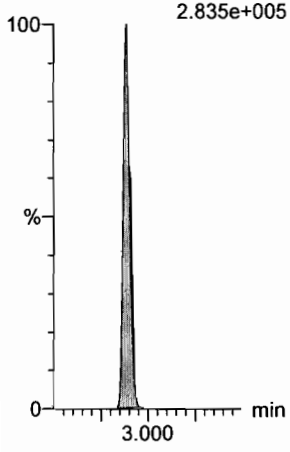

**13C3-PFBS**
F12:MRM of 1 channel,ES-
302.0 > 98.8
3.811e+004

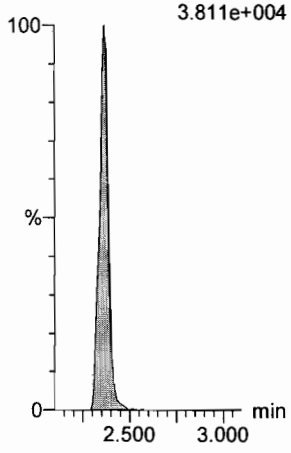

**13C3-HFPO-DA**
F10:MRM of 2 channels,ES-
287.0 > 168.9
3.426e+004

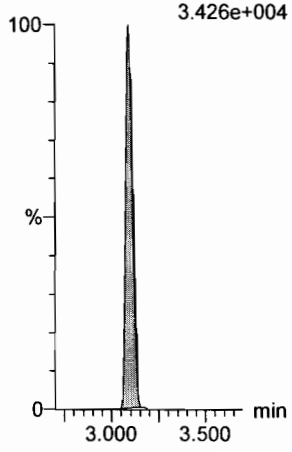

**13C4-PFHpA**
F21:MRM of 1 channel,ES-
367.2 > 321.8
3.615e+005

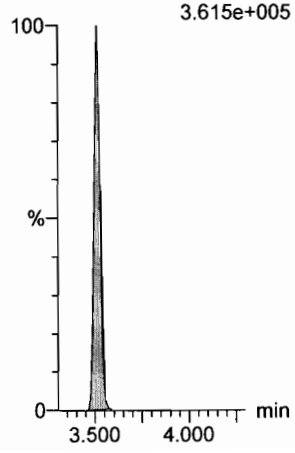

**13C4-PFHpA**
F21:MRM of 1 channel,ES-
367.2 > 321.8
3.615e+005

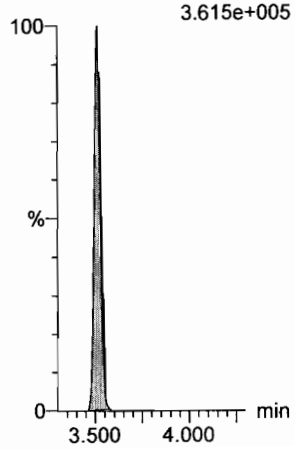

**13C4-PFHpA**
F21:MRM of 1 channel,ES-
367.2 > 321.8
3.615e+005

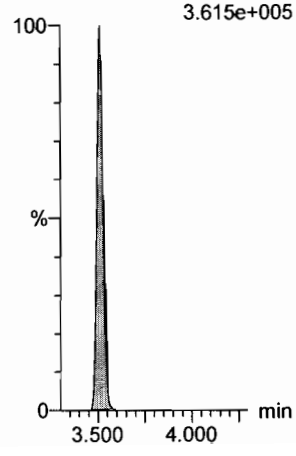

Dataset: F:\Projects\PFAS.PRO\Results\190728M1\190728M1-CRV.qld

Last Altered: Sunday, July 28, 2019 19:34:02 Pacific Daylight Time
Printed: Sunday, July 28, 2019 19:34:33 Pacific Daylight Time

**Name: 190728M1_9, Date: 28-Jul-2019, Time: 16:31:43, ID: ST190728M1-6 PFC CS3 19G1106, Description: PFC CS3 19G1106**

**L-PFHxS**

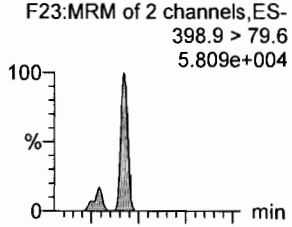


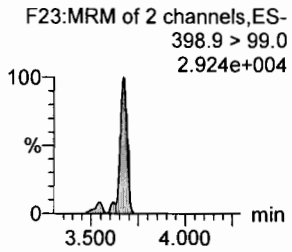


**6:2 FTS**

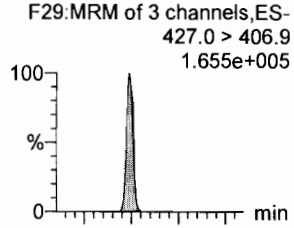


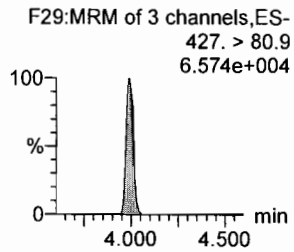


**L-PFOA**

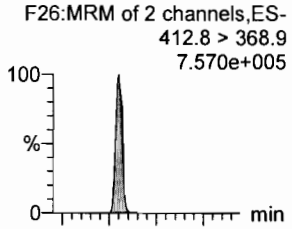


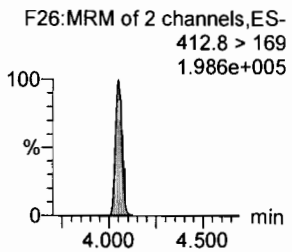


**PFEChS**

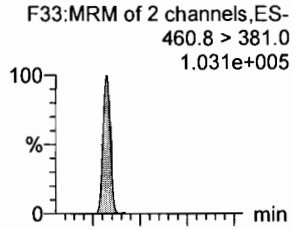


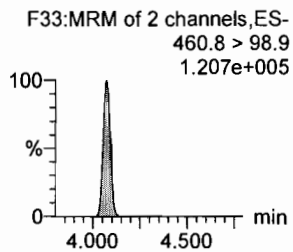


**PFHpS**

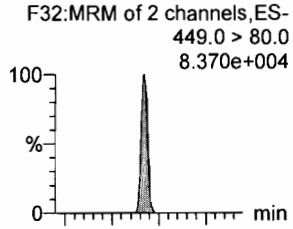


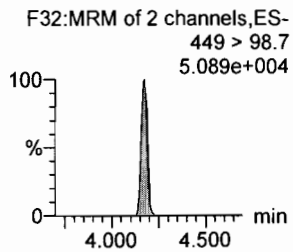


**7:3 FTCA**

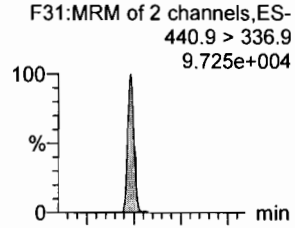


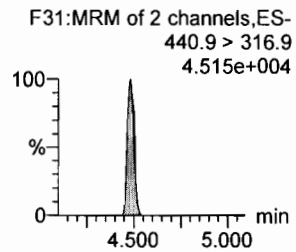


**13C3-PFHxS**

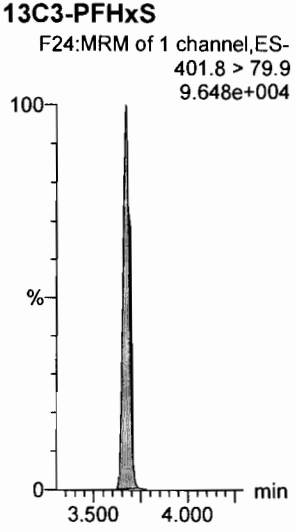


**13C2-6:2 FTS**

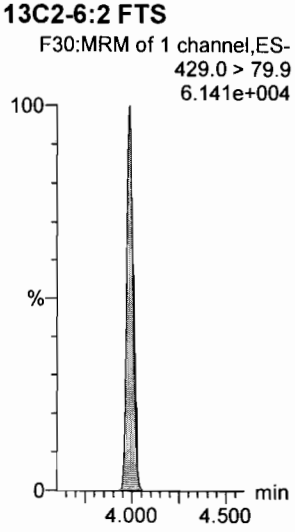


**13C2-PFOA**

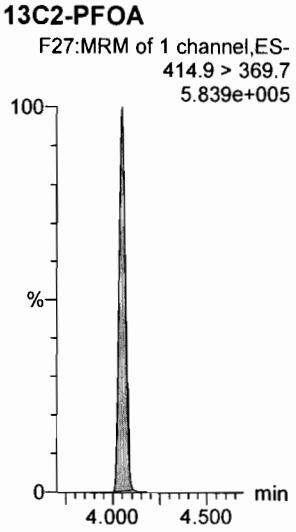


**13C2-PFOA**

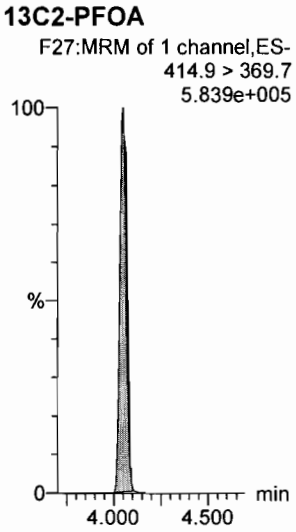


**13C8-PFOS**

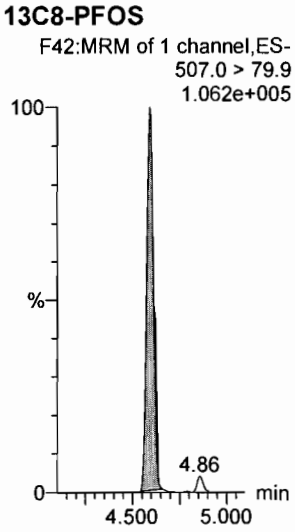


**13C5-PFNA**

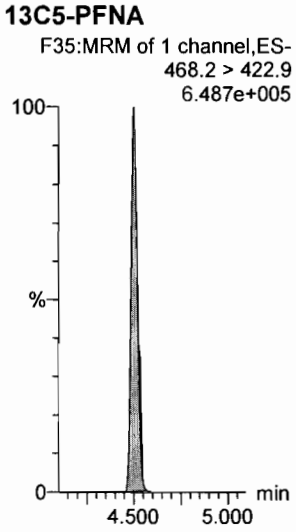

Dataset: F:\Projects\PFAS.PRO\Results\190728M1\190728M1-CRV.qld

Last Altered: Sunday, July 28, 2019 19:34:02 Pacific Daylight Time
Printed: Sunday, July 28, 2019 19:34:33 Pacific Daylight Time

**Name: 190728M1_9, Date: 28-Jul-2019, Time: 16:31:43, ID: ST190728M1-6 PFC CS3 19G1106, Description: PFC CS3 19G1106**

**PFNA**

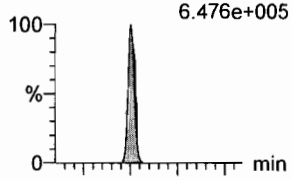


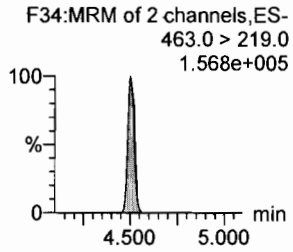


**PFOSA**

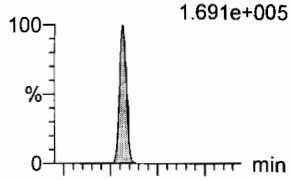


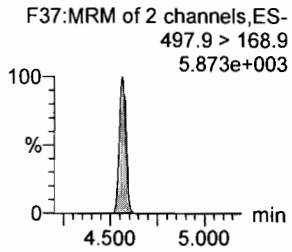


**L-PFOS**

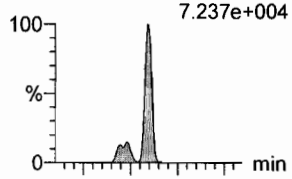


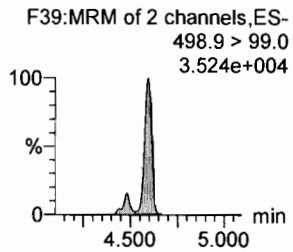


**9CI-PF30NS**

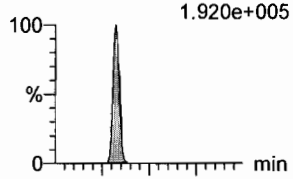


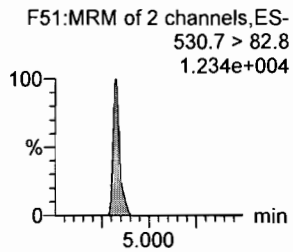


**PFDA**

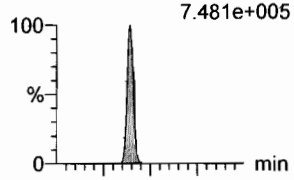


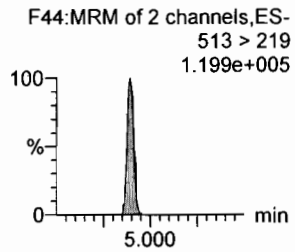


**8:2 FTS**

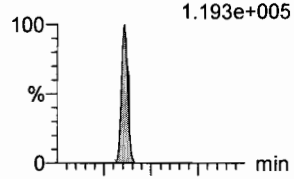


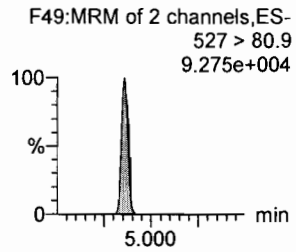


**13C5-PFNA**

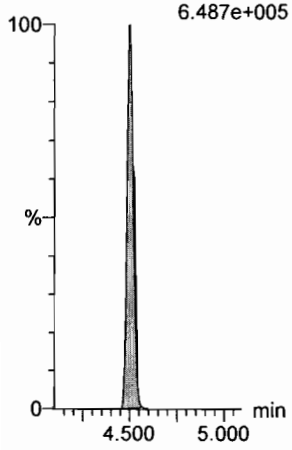


**13C8-PFOSA**

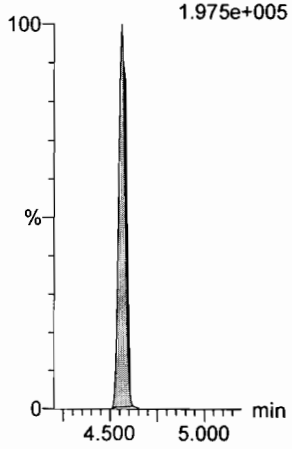


**13C8-PFOS**

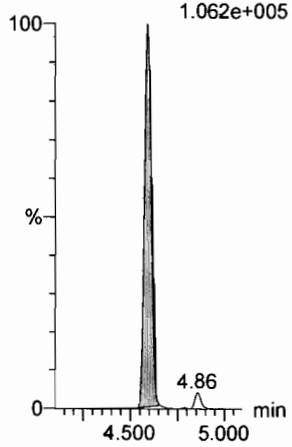


**13C8-PFOS**

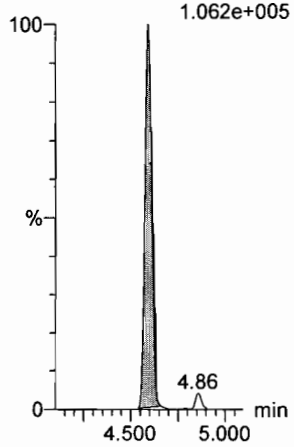


**13C2-PFDA**

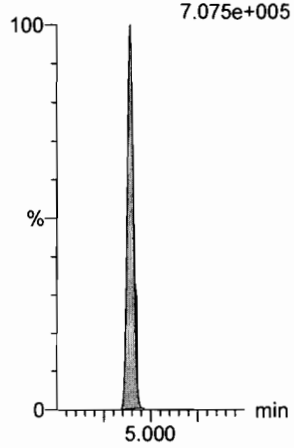


**13C2-8:2 FTS**

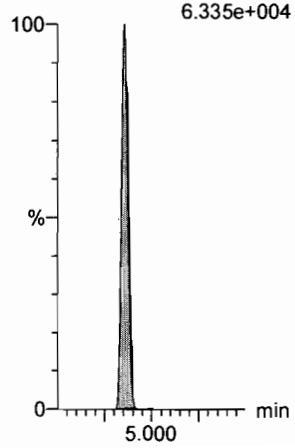

Dataset: F:\Projects\PFAS.PRO\Results\190728M1\190728M1-CRV.qld

Last Altered: Sunday, July 28, 2019 19:34:02 Pacific Daylight Time
Printed: Sunday, July 28, 2019 19:34:33 Pacific Daylight Time

**Name: 190728M1_9, Date: 28-Jul-2019, Time: 16:31:43, ID: ST190728M1-6 PFC CS3 19G1106, Description: PFC CS3 19G1106**

**PFNS**

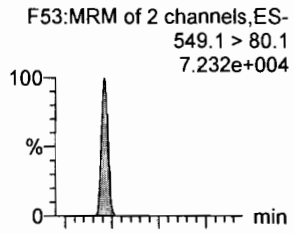


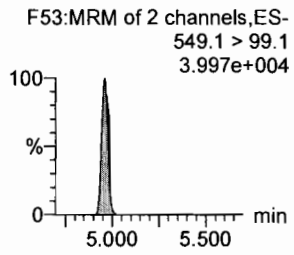


**L-MeFOSAA**

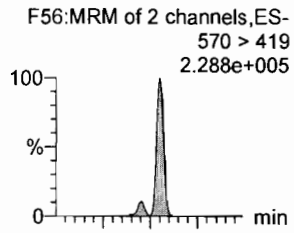


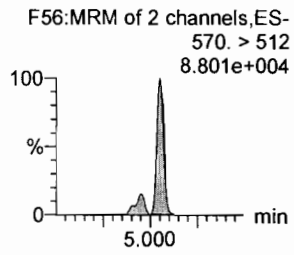


**L-EtFOSAA**

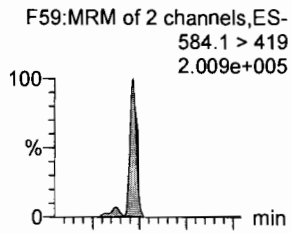


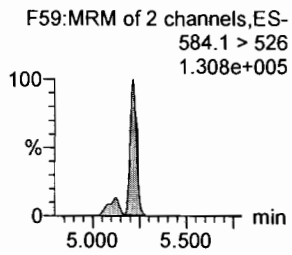


**PFUdA**

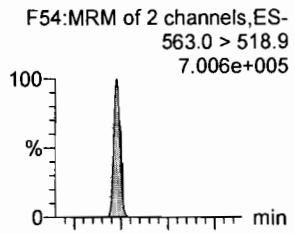


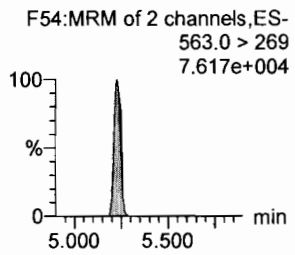


**PFDS**

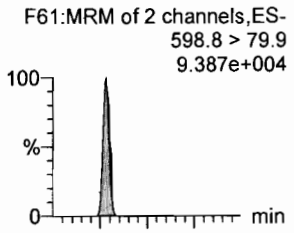


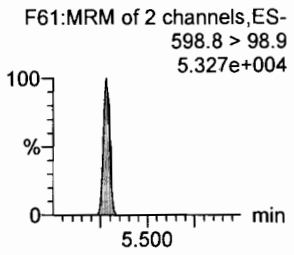


**11Cl-PF30UdS**

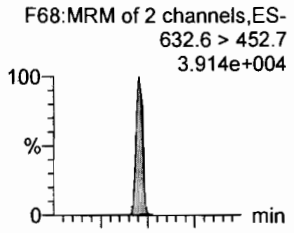


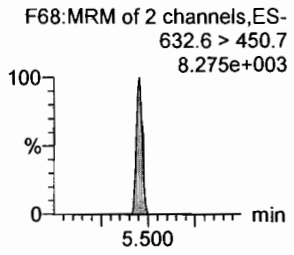


**13C8-PFOS**

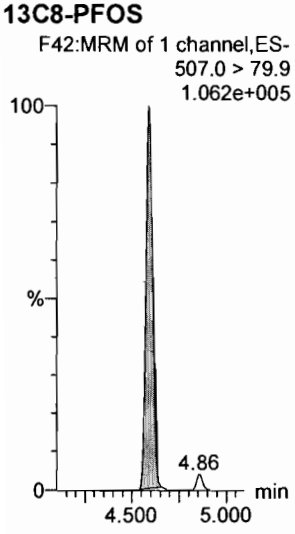


**d3-N-MeFOSAA**

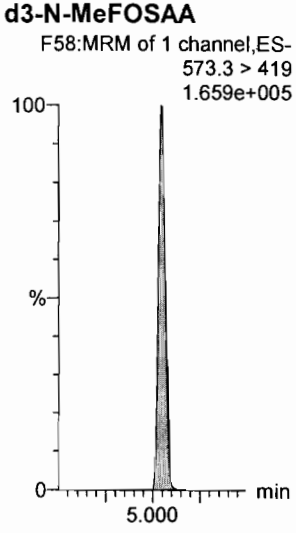


**d5-N-EtFOSAA**

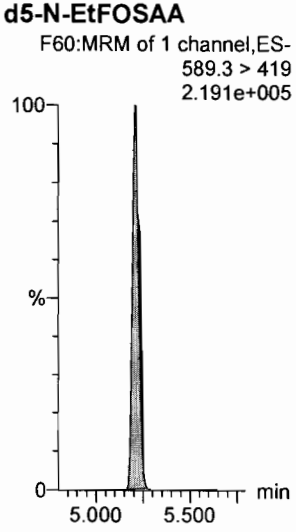


**13C2-PFUdA**

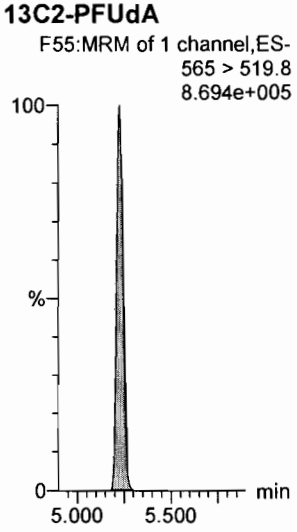


**13C2-8:2 FTS**

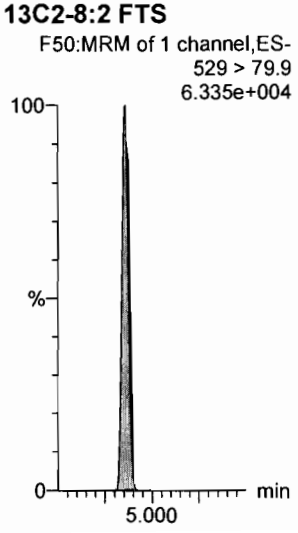


**13C2-PFDoA**

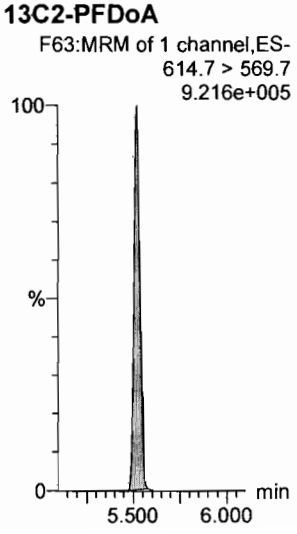

Dataset: F:\Projects\PFAS.PRO\Results\190728M1\190728M1-CRV.qld

Last Altered: Sunday, July 28, 2019 19:34:02 Pacific Daylight Time
Printed: Sunday, July 28, 2019 19:34:33 Pacific Daylight Time

**Name: 190728M1_9, Date: 28-Jul-2019, Time: 16:31:43, ID: ST190728M1-6 PFC CS3 19G1106, Description: PFC CS3 19G1106**

**10:2 FTS**

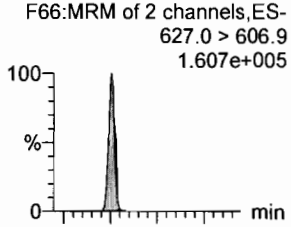


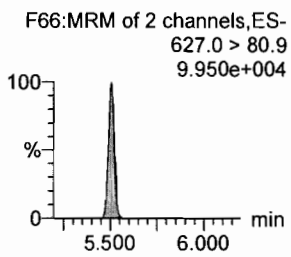


**PFDoA**

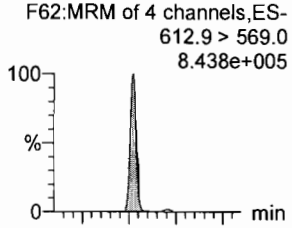


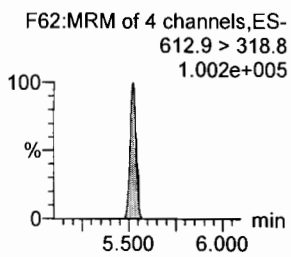


**N-MeFOSA**

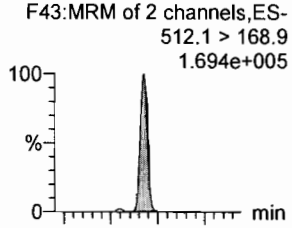


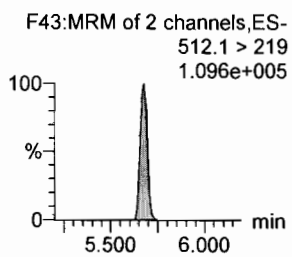


**PFTrDA**

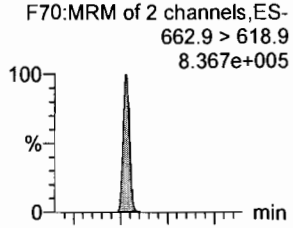


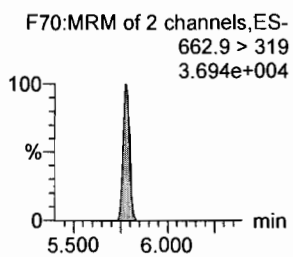


**PFDoS**

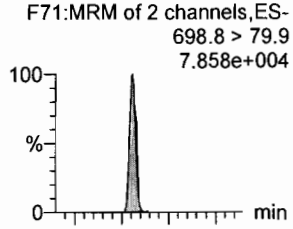


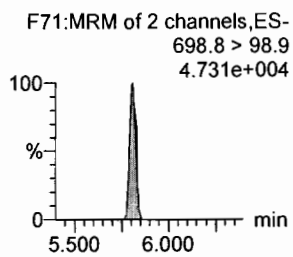


**PFTeDA**

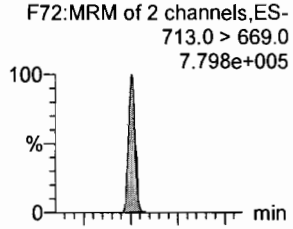


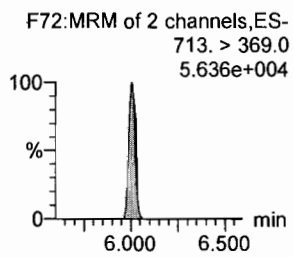


**13C2-8:2 FTS**

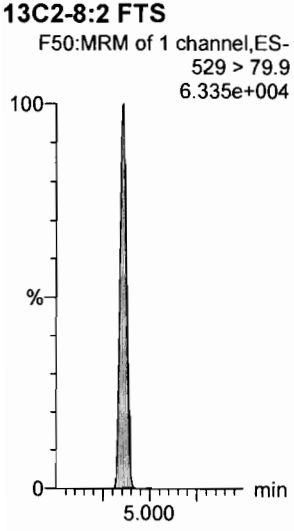


**13C2-PFDoA**

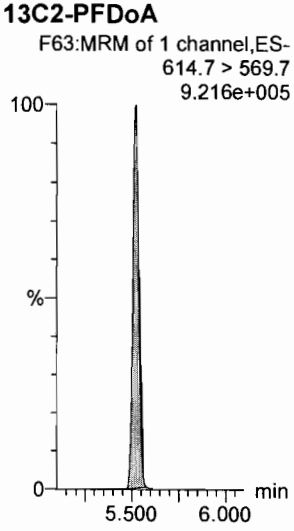


**d3-N-MeFOSA**

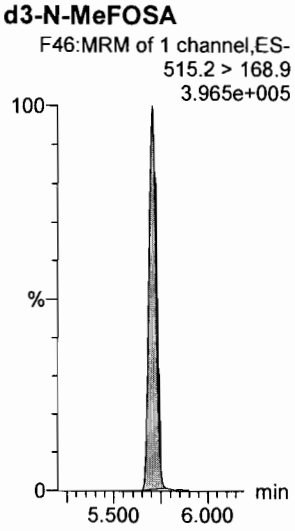


**13C2-PFDoA**

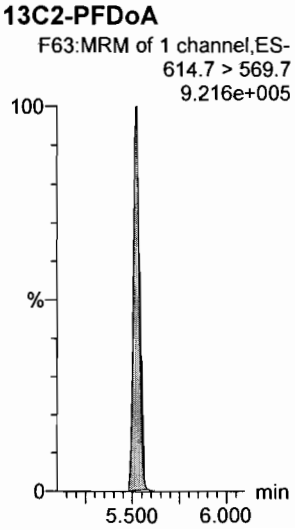


**13C2-PFTeDA**

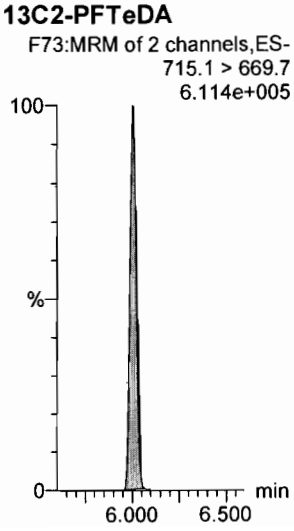


**13C2-PFTeDA**

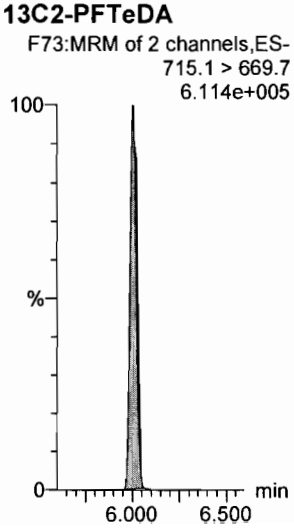

Dataset: F:\Projects\PFAS.PRO\Results\190728M1\190728M1-CRV.qld

Last Altered: Sunday, July 28, 2019 19:34:02 Pacific Daylight Time
Printed: Sunday, July 28, 2019 19:34:33 Pacific Daylight Time

**Name: 190728M1_9, Date: 28-Jul-2019, Time: 16:31:43, ID: ST190728M1-6 PFC CS3 19G1106, Description: PFC CS3 19G1106**

**N-EtFOSA**

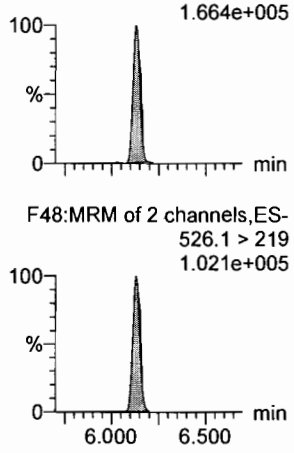


**PFHxDA**

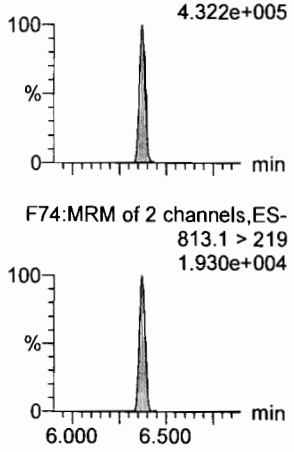


**PFODA**

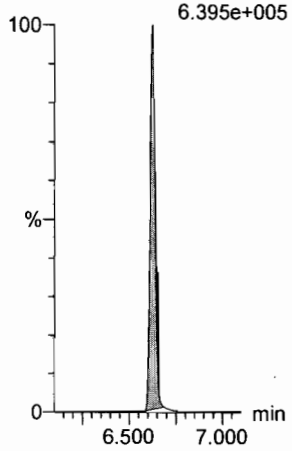


**N-MeFOSE**

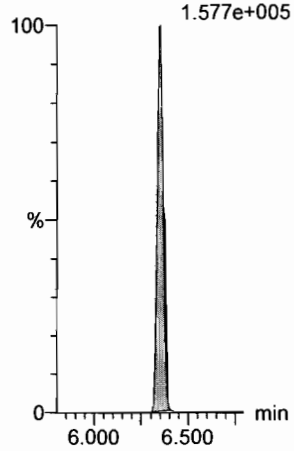


**N-EtFOSE**

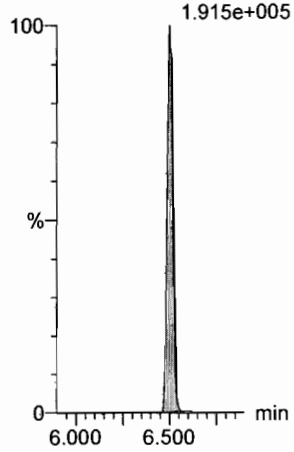


**13C4-PFBA**

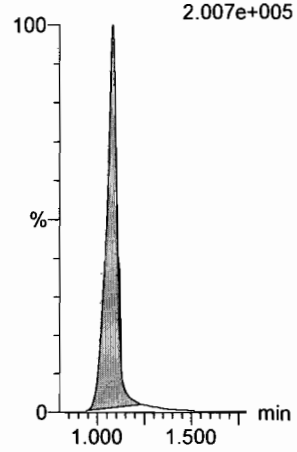


**d5-N-ETFOSA**

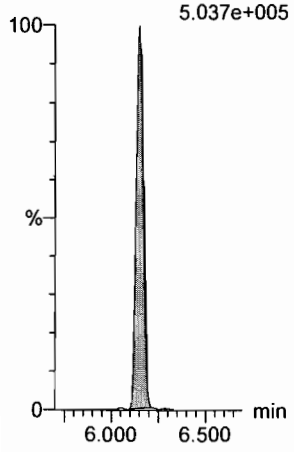


**13C2-PFHxDA**

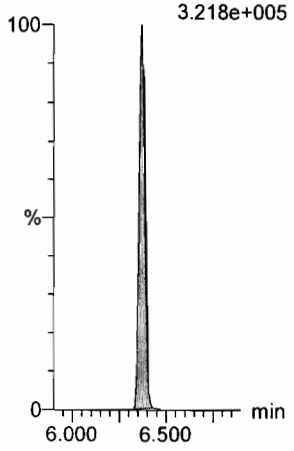


**13C2-PFHxDA**

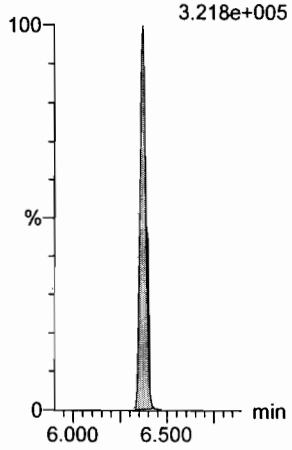


**d7-N-MeFOSE**

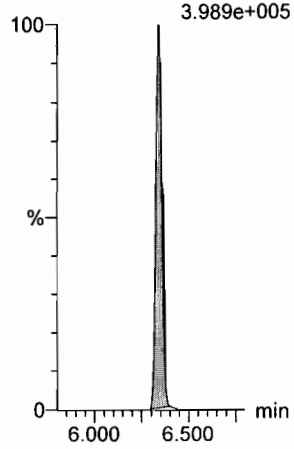


**d9-N-EtFOSE**

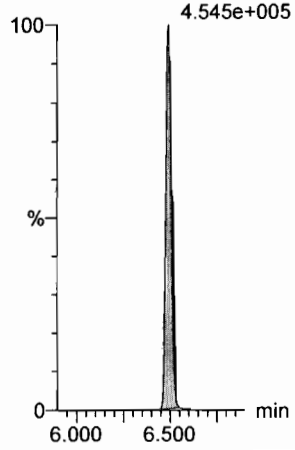


**13C5-PFHxA**

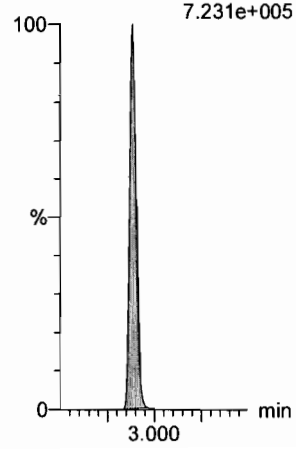

Dataset: F:\Projects\PFAS.PRO\Results\190728M1\190728M1-CRV.qld

Last Altered: Sunday, July 28, 2019 19:34:02 Pacific Daylight Time
Printed: Sunday, July 28, 2019 19:34:33 Pacific Daylight Time

**Name: 190728M1_9, Date: 28-Jul-2019, Time: 16:31:43, ID: ST190728M1-6 PFC CS3 19G1106, Description: PFC CS3 19G1106**

**13C8-PFOA**

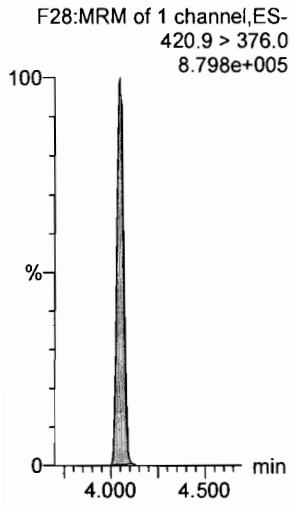


**18O2-PFHxS**

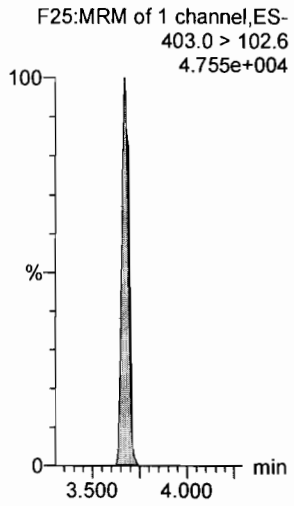


**13C9-PFNA**

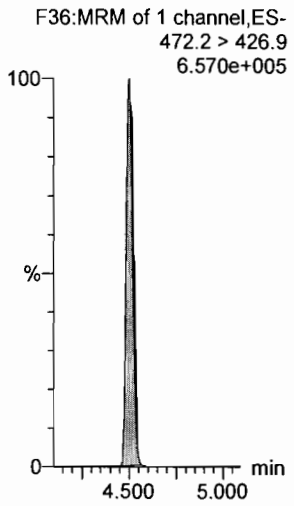


**13C4-PFOS**

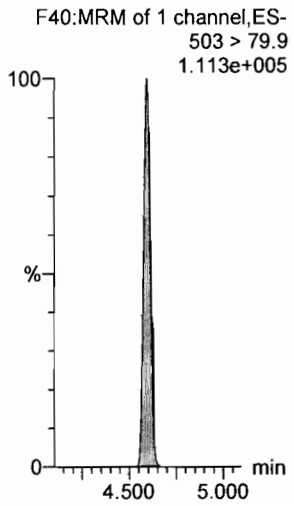


**13C6-PFDA**

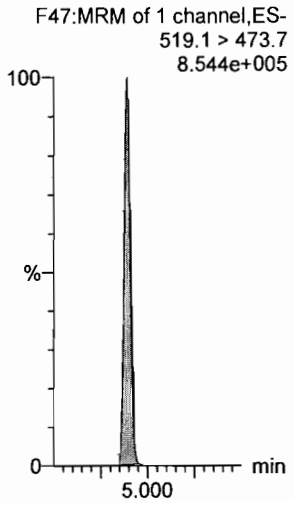


**13C7-PFUdA**

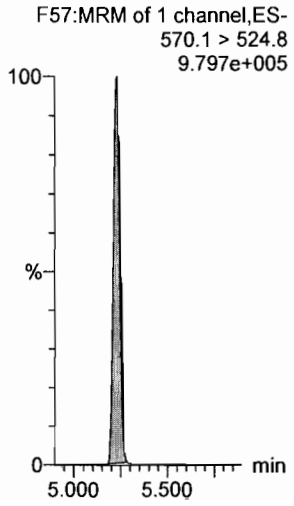

Dataset: F:\Projects\PFAS.PRO\Results\190728M1\190728M1-CRV.qld

Last Altered: Sunday, July 28, 2019 19:34:02 Pacific Daylight Time
Printed: Sunday, July 28, 2019 19:34:33 Pacific Daylight Time

**Name: 190728M1_10, Date: 28-Jul-2019, Time: 16:42:22, ID: ST190728M1-7 PFC CS4 19G1107, Description: PFC CS4 19G1107**

**PFBA**

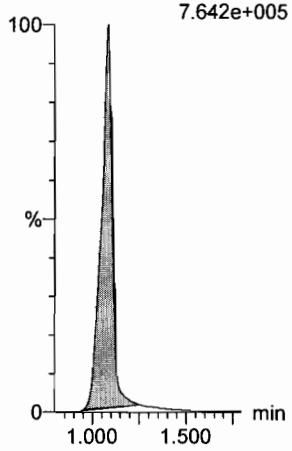


**PFPrS**

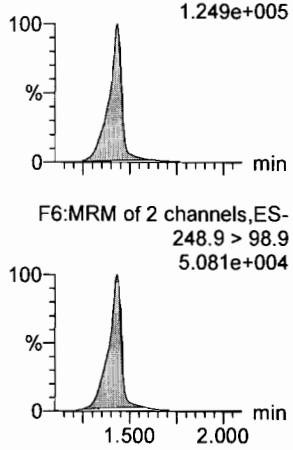


**3:3 FTCA**

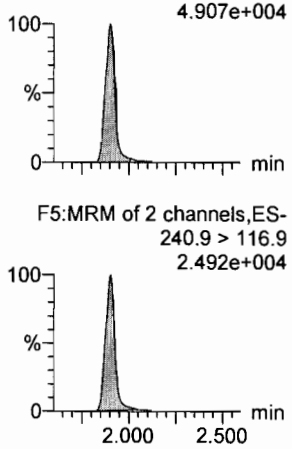


**PFPeA**

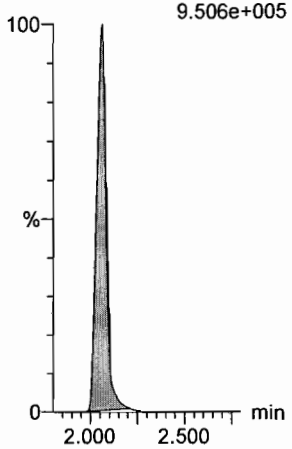


**PFBS**

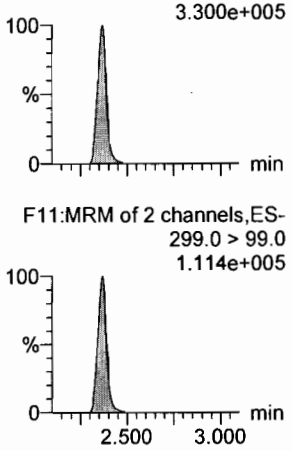


**4:2 FTS**

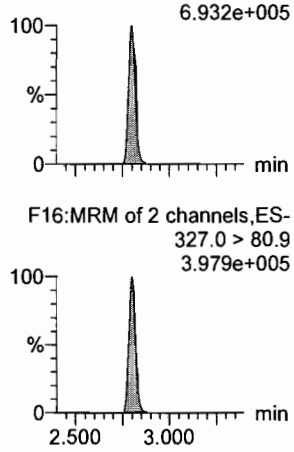


**13C3-PFBA**

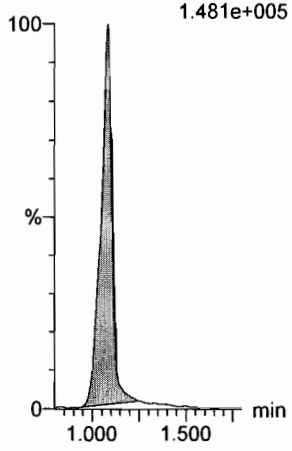


**13C3-PFBS**

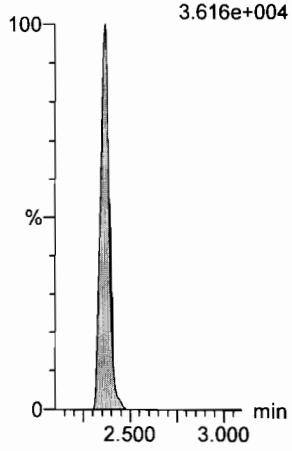


**13C3-PFPeA**

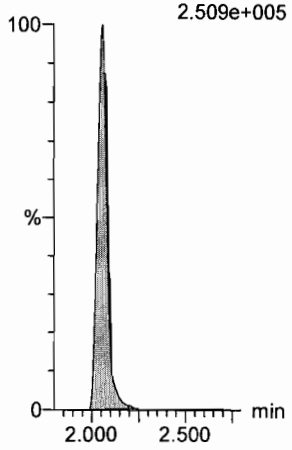


**13C3-PFPeA**

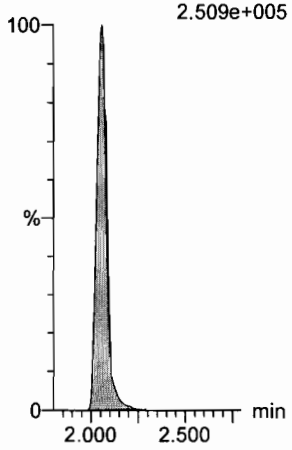


**13C3-PFBS**

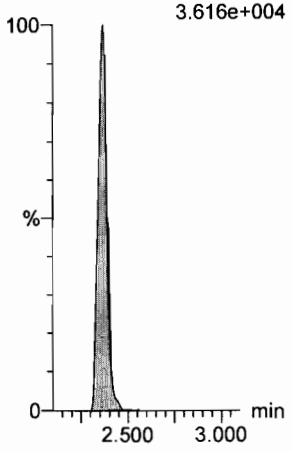


**13C2-4:2 FTS**

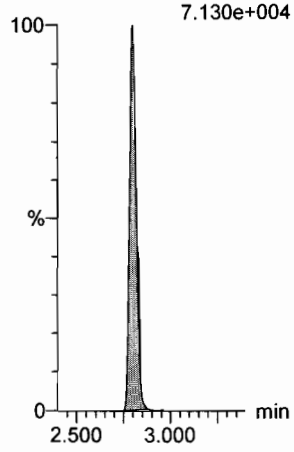

Dataset: F:\Projects\PFAS.PRO\Results\190728M1\190728M1-CRV.qld

Last Altered: Sunday, July 28, 2019 19:34:02 Pacific Daylight Time
Printed: Sunday, July 28, 2019 19:34:33 Pacific Daylight Time

**Name: 190728M1_10, Date: 28-Jul-2019, Time: 16:42:22, ID: ST190728M1-7 PFC CS4 19G1107, Description: PFC CS4 19G1107**

**PFHxA**

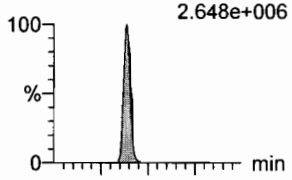


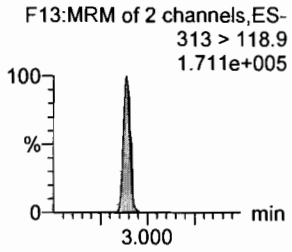


**PFPeS**

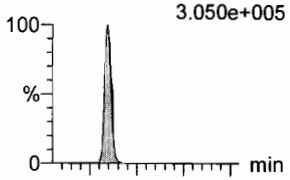


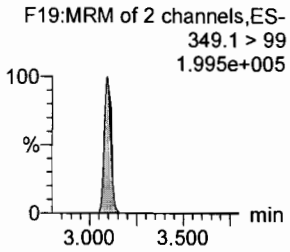


**HFPO-DA**

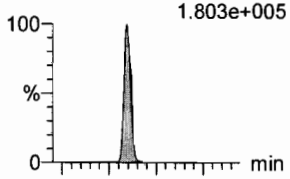


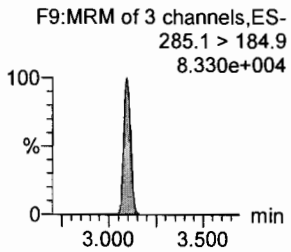


**5:3 FTCA**

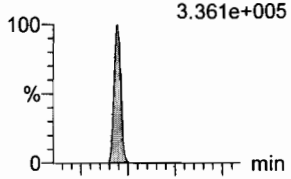


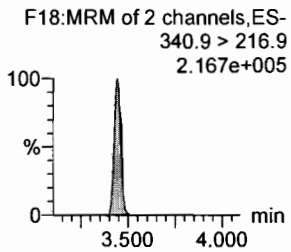


**PFHpA**

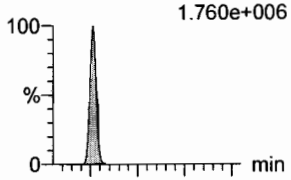


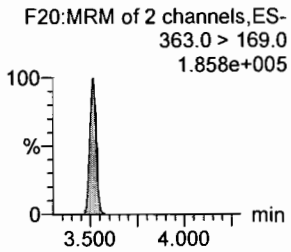


**ADONA**

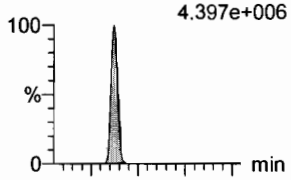


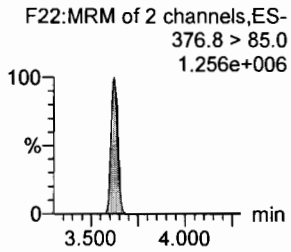


**13C2-PFHxA**

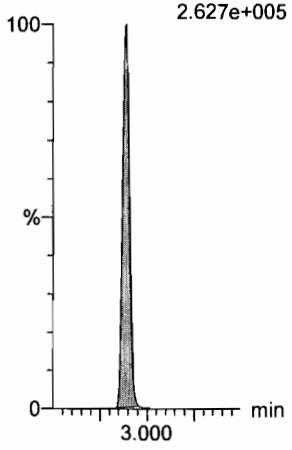


**13C3-PFBS**

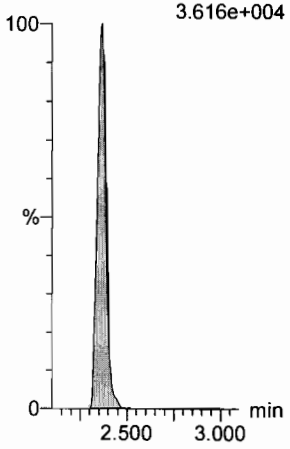


**13C3-HFPO-DA**

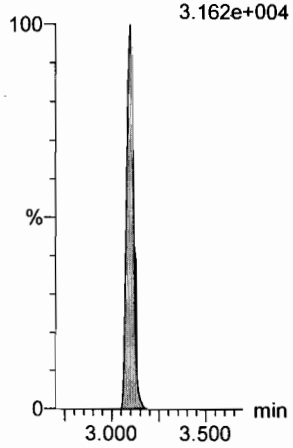


**13C4-PFHpA**

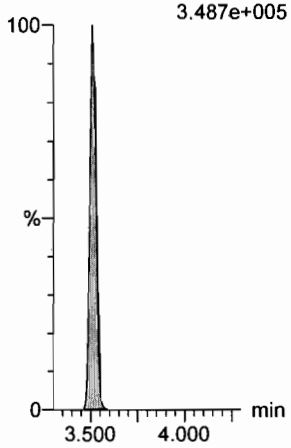


**13C4-PFHpA**

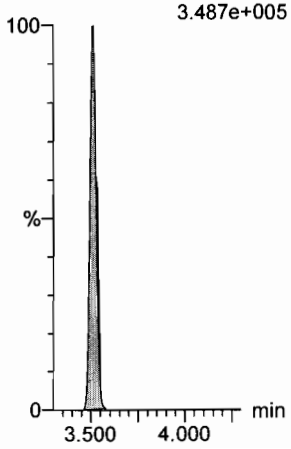


**13C4-PFHpA**

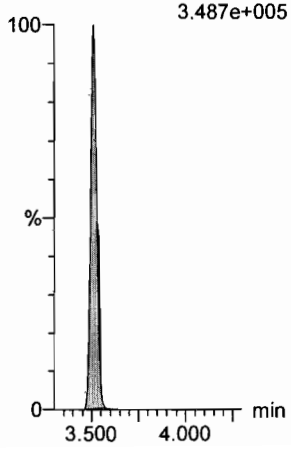

Dataset: F:\Projects\PFAS.PRO\Results\190728M1\190728M1-CRV.qld

Last Altered: Sunday, July 28, 2019 19:34:02 Pacific Daylight Time
Printed: Sunday, July 28, 2019 19:34:33 Pacific Daylight Time

**Name: 190728M1_10, Date: 28-Jul-2019, Time: 16:42:22, ID: ST190728M1-7 PFC CS4 19G1107, Description: PFC CS4 19G1107**

**L-PFHxS**

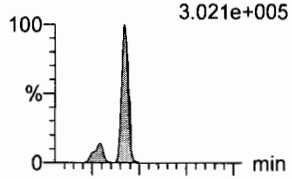


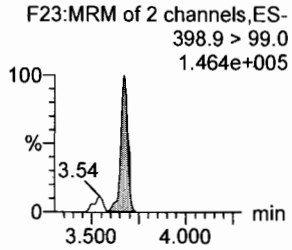


**6:2 FTS**

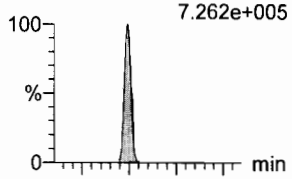


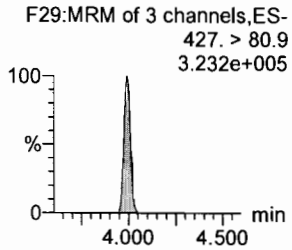


**L-PFOA**

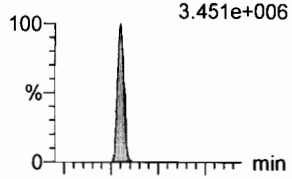


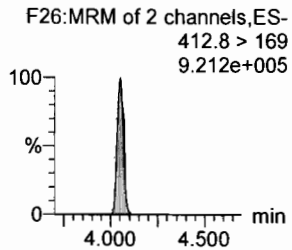


**PFEChS**

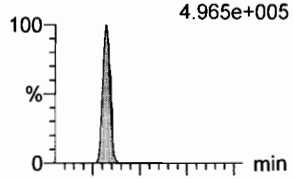


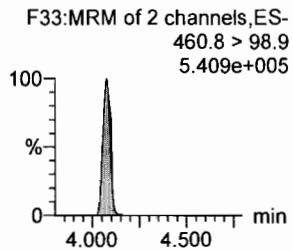


**PFHpS**

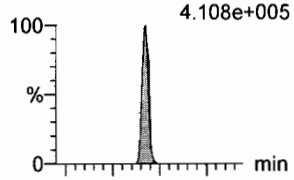


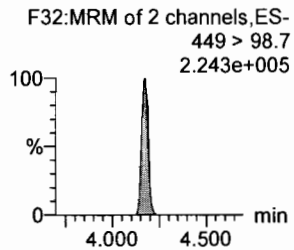


**7:3 FTCA**

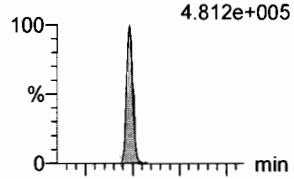


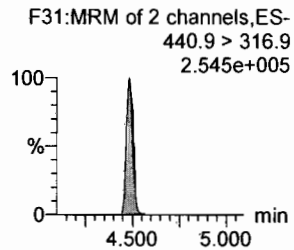


**13C3-PFHxS**

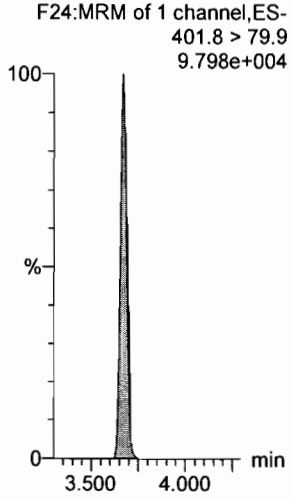


**13C2-6:2 FTS**

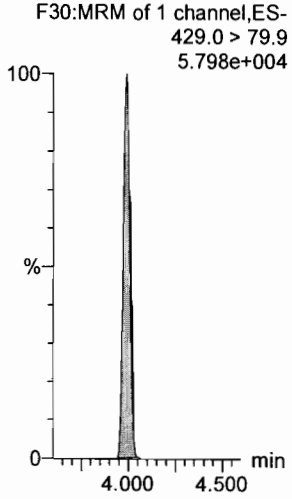


**13C2-PFOA**

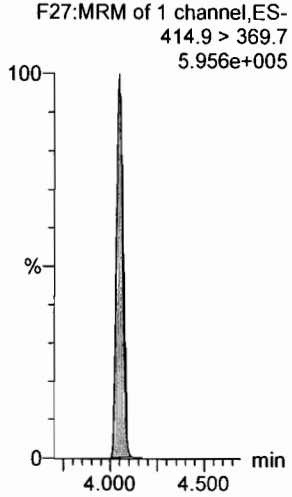


**13C2-PFOA**

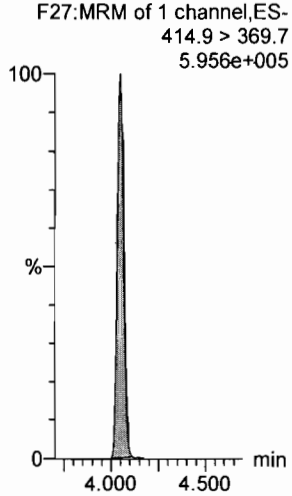


**13C8-PFOS**

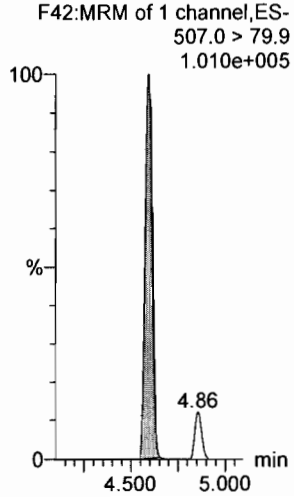


**13C5-PFNA**

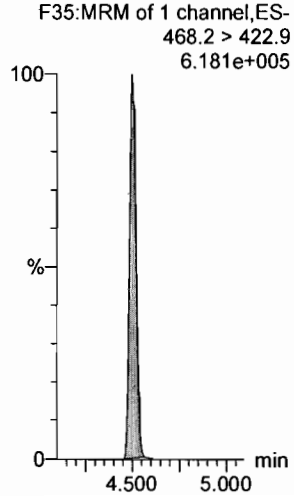

Dataset: F:\Projects\PFAS.PRO\Results\190728M1\190728M1-CRV.qld

Last Altered: Sunday, July 28, 2019 19:34:02 Pacific Daylight Time
Printed: Sunday, July 28, 2019 19:34:33 Pacific Daylight Time

**Name: 190728M1_10, Date: 28-Jul-2019, Time: 16:42:22, ID: ST190728M1-7 PFC CS4 19G1107, Description: PFC CS4 19G1107**

**PFNA**

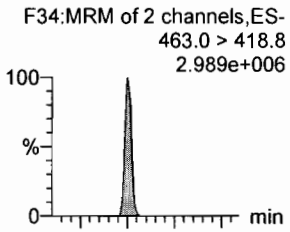


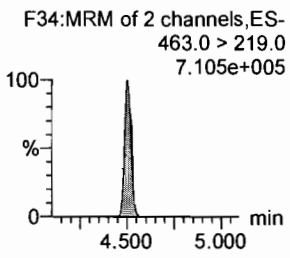


**PFOSA**

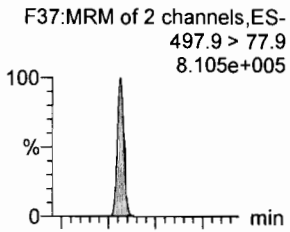


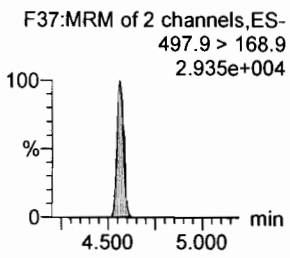


**L-PFOS**

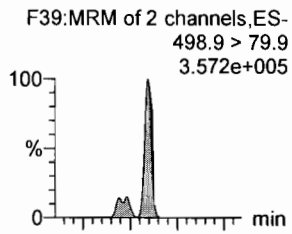


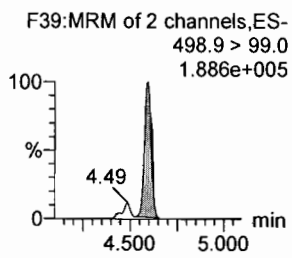


**9Cl-PF30NS**

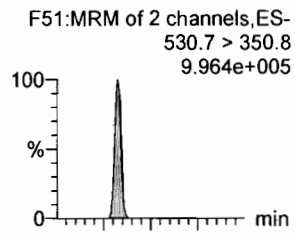


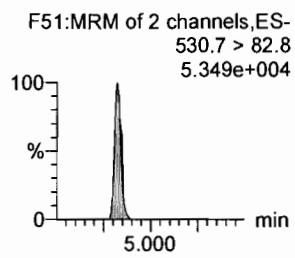


**PFDA**

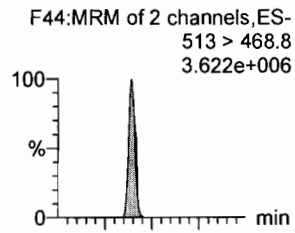


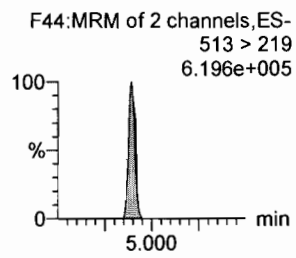


**8:2 FTS**

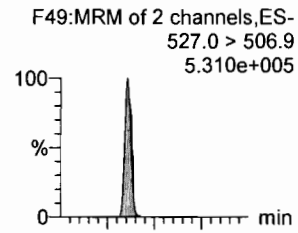


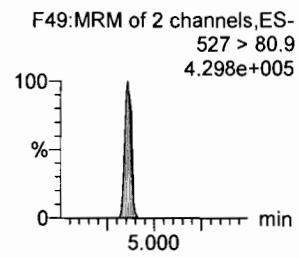


**13C5-PFNA**

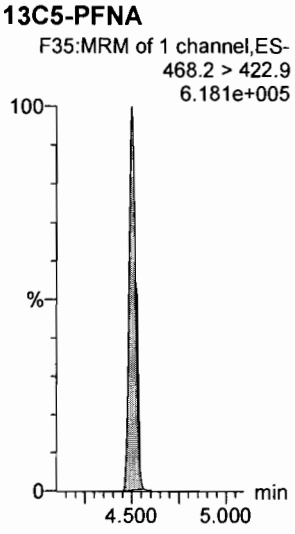


**13C8-PFOSA**

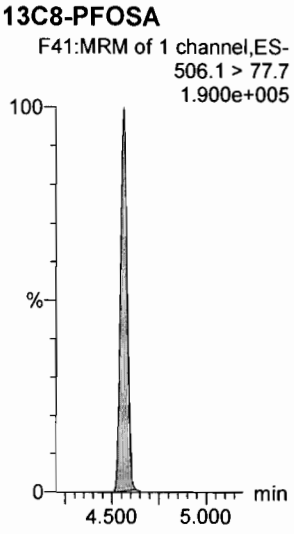


**13C8-PFOS**

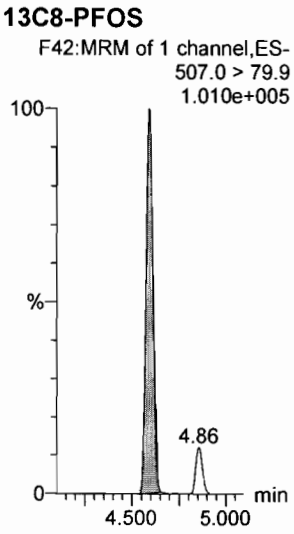


**13C8-PFOS**

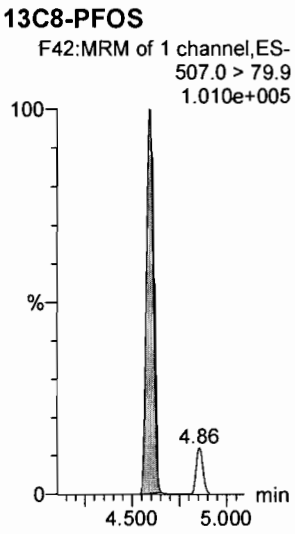


**13C2-PFDA**

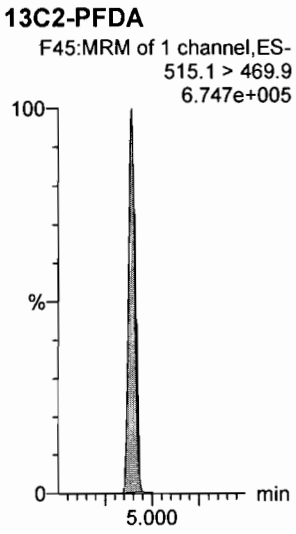


**13C2-8:2 FTS**

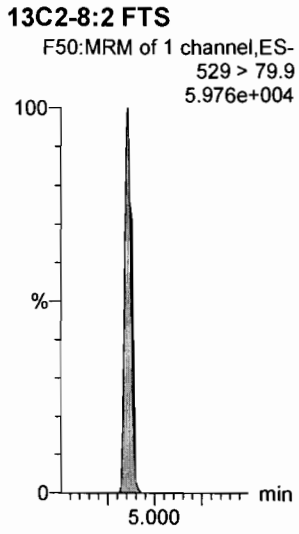

Dataset: F:\Projects\PFAS.PRO\Results\190728M1\190728M1-CRV.qld

Last Altered: Sunday, July 28, 2019 19:34:02 Pacific Daylight Time
Printed: Sunday, July 28, 2019 19:34:33 Pacific Daylight Time

**Name: 190728M1_10, Date: 28-Jul-2019, Time: 16:42:22, ID: ST190728M1-7 PFC CS4 19G1107, Description: PFC CS4 19G1107**

**PFNS**

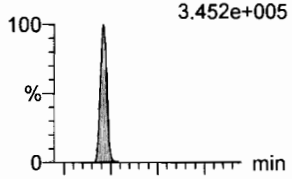


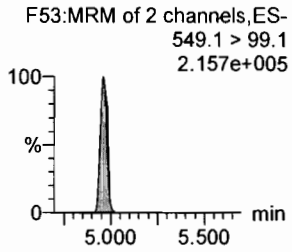


**L-MeFOSAA**

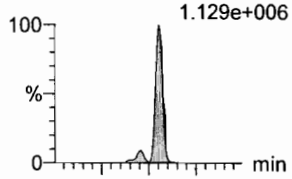


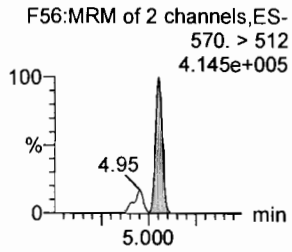


**L-EtFOSAA**

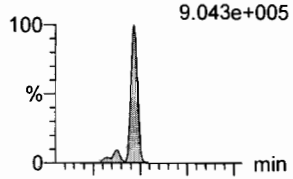


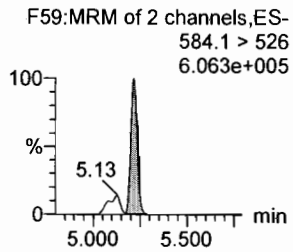


**PFUdA**

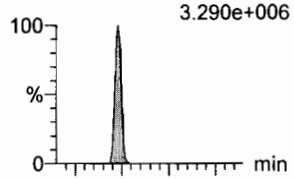


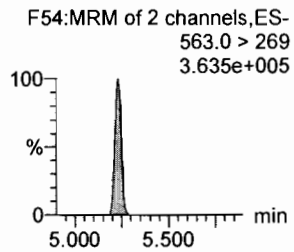


**PFDS**

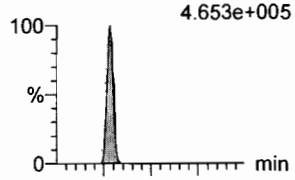


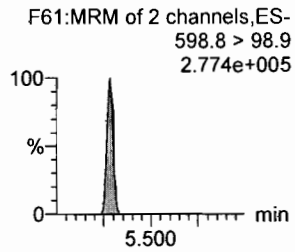


**11Cl-PF30UdS**

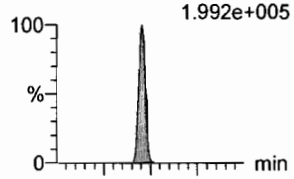


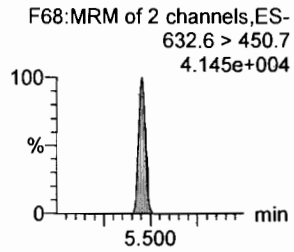


**13C8-PFOS**

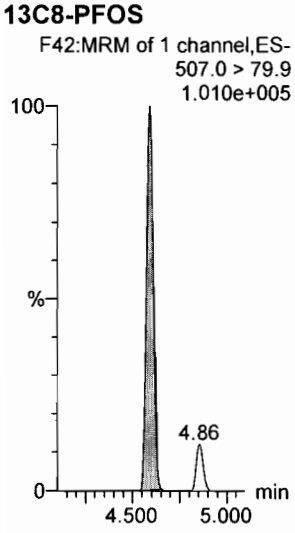


**d3-N-MeFOSAA**

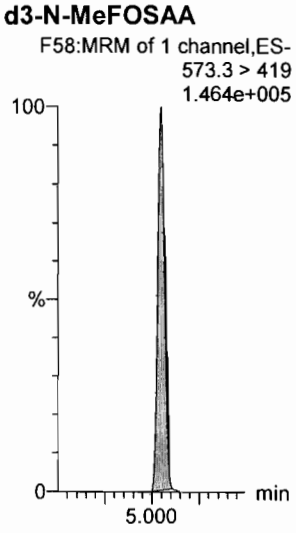


**d5-N-EtFOSAA**

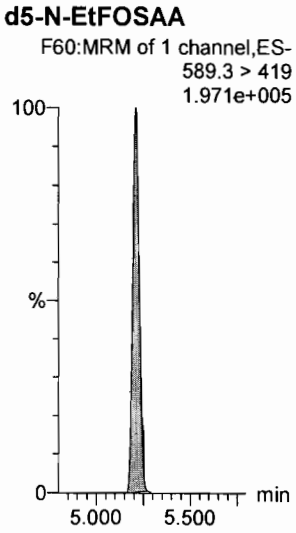


**13C2-PFUdA**

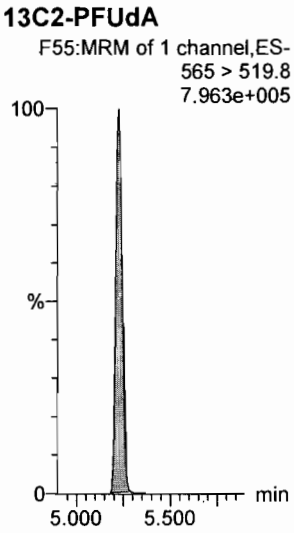


**13C2-8:2 FTS**

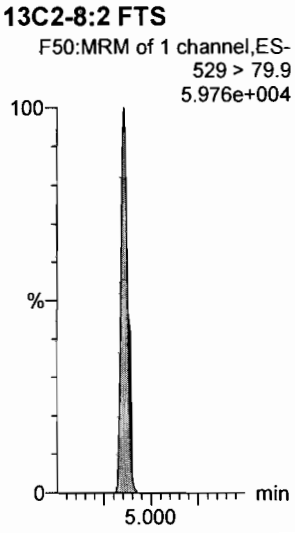


**13C2-PFDoA**

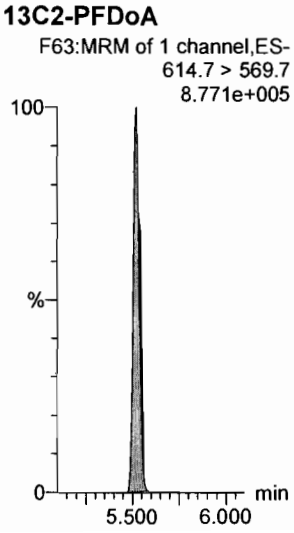

Dataset: F:\Projects\PFAS.PRO\Results\190728M1\190728M1-CRV.qld

Last Altered: Sunday, July 28, 2019 19:34:02 Pacific Daylight Time
Printed: Sunday, July 28, 2019 19:34:33 Pacific Daylight Time

**Name: 190728M1_10, Date: 28-Jul-2019, Time: 16:42:22, ID: ST190728M1-7 PFC CS4 19G1107, Description: PFC CS4 19G1107**

**10:2 FTS**

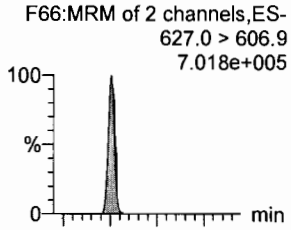


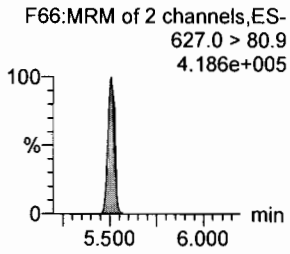


**PFDoA**

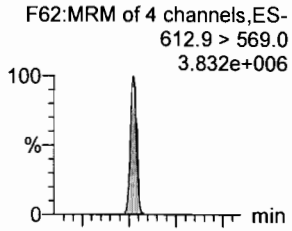


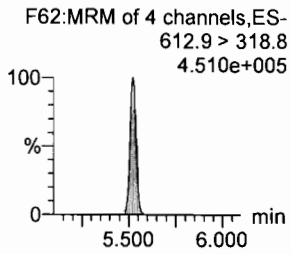


**N-MeFOSA**

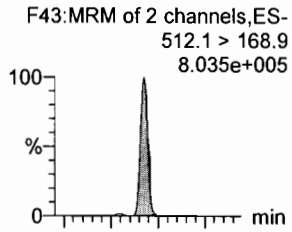


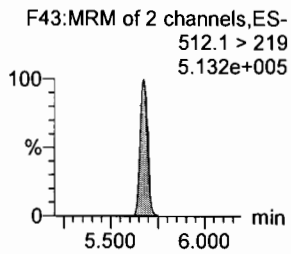


**PFTrDA**

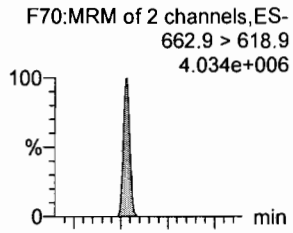


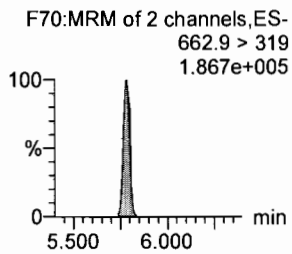


**PFDoS**

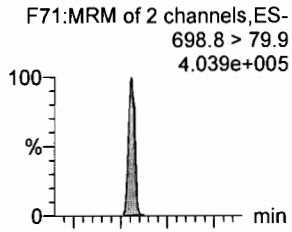


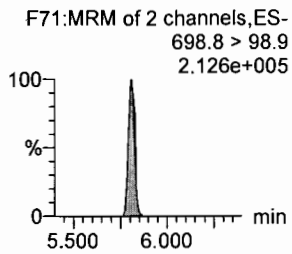


**PFTeDA**

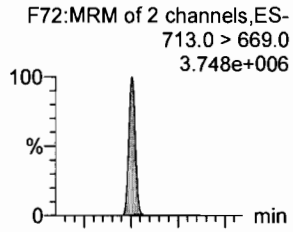


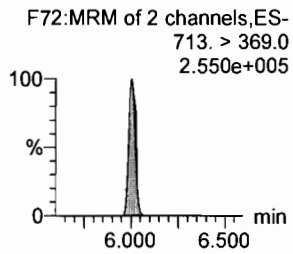


**13C2-8:2 FTS**

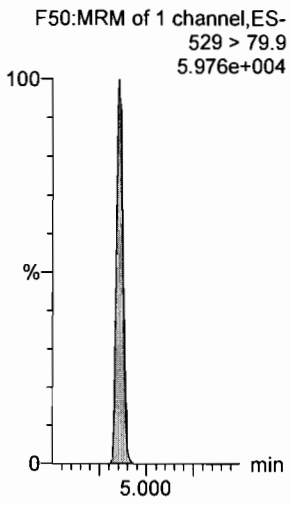


**13C2-PFDoA**

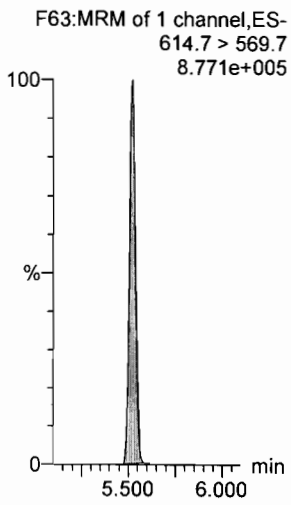


**d3-N-MeFOSA**

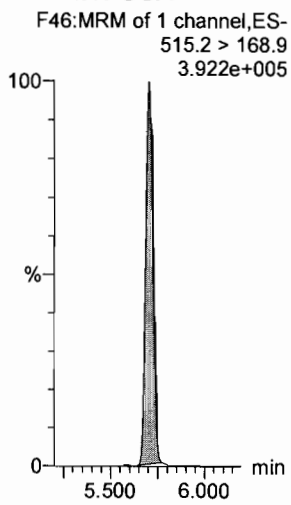


**13C2-PFDoA**

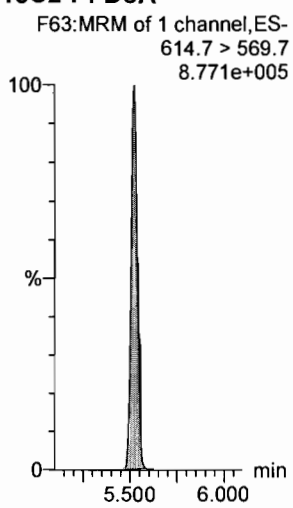


**13C2-PFTeDA**

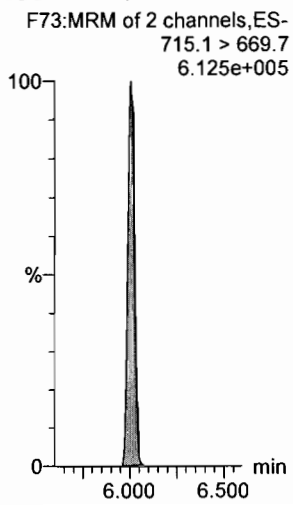


**13C2-PFTeDA**

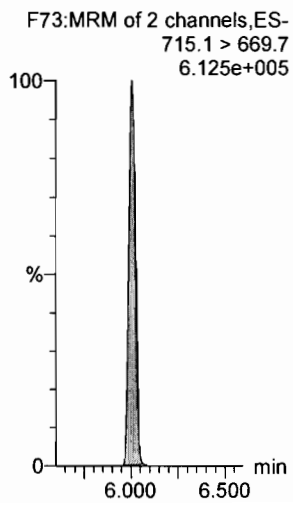

Dataset: F:\Projects\PFAS.PRO\Results\190728M1\190728M1-CRV.qld

Last Altered: Sunday, July 28, 2019 19:34:02 Pacific Daylight Time
Printed: Sunday, July 28, 2019 19:34:33 Pacific Daylight Time

**Name: 190728M1_10, Date: 28-Jul-2019, Time: 16:42:22, ID: ST190728M1-7 PFC CS4 19G1107, Description: PFC CS4 19G1107**

**N-EtFOSA**

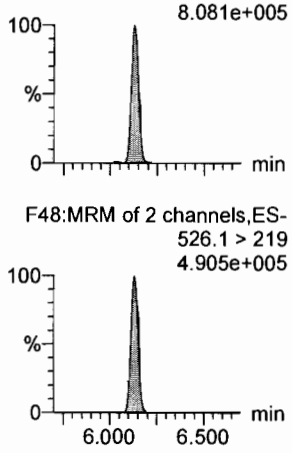


**PFHxDA**

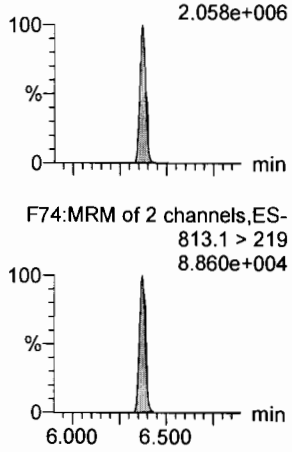


**PFODA**

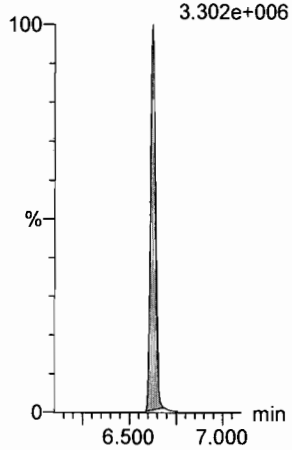


**N-MeFOSE**

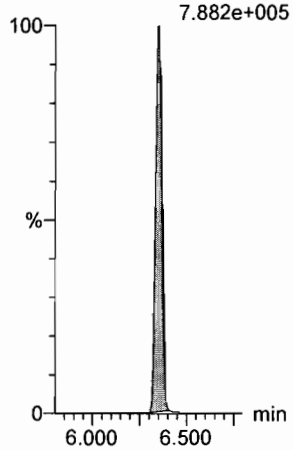


**N-EtFOSE**

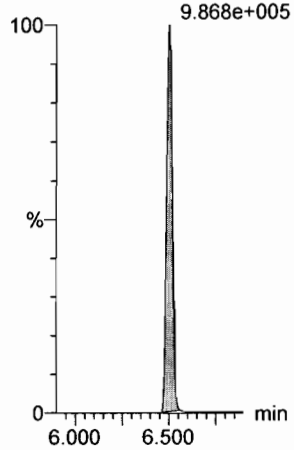


**13C4-PFBA**

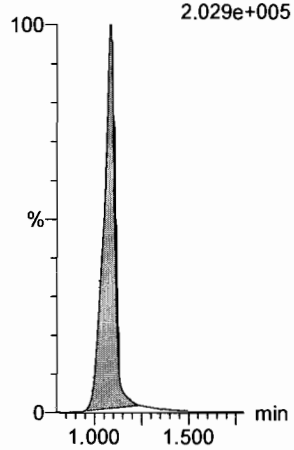


**d5-N-ETFOSA**

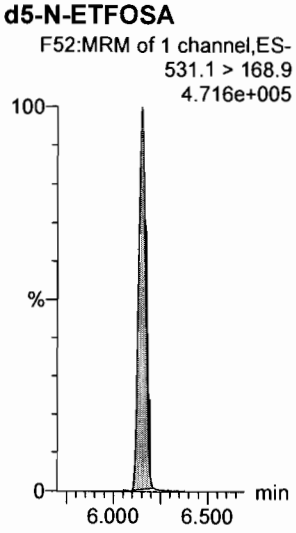


**13C2-PFHxDA**

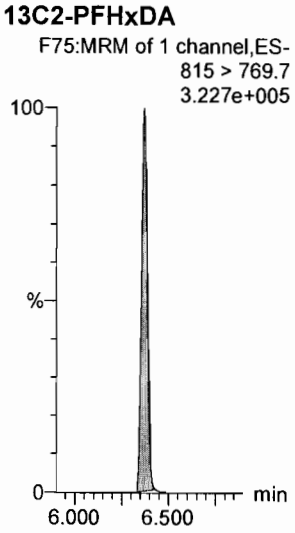


**13C2-PFHxDA**

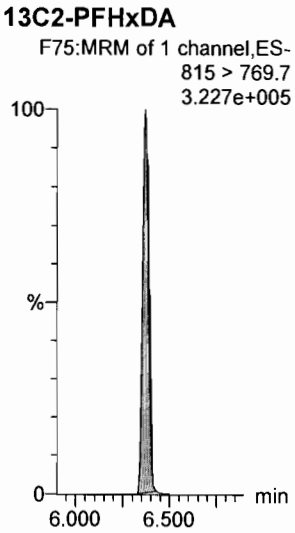


**d7-N-MeFOSE**

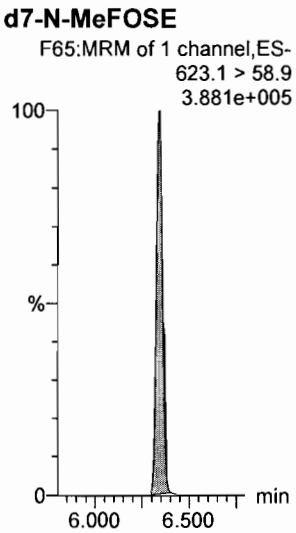


**d9-N-EtFOSE**

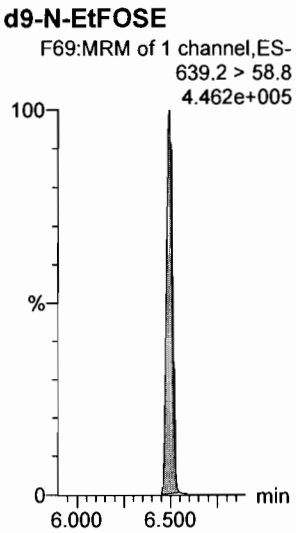


**13C5-PFHxA**

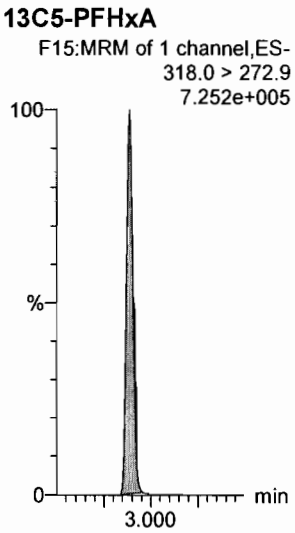

Dataset: F:\Projects\PFAS.PRO\Results\190728M1\190728M1-CRV.qld

Last Altered: Sunday, July 28, 2019 19:34:02 Pacific Daylight Time
Printed: Sunday, July 28, 2019 19:34:33 Pacific Daylight Time

**Name: 190728M1_10, Date: 28-Jul-2019, Time: 16:42:22, ID: ST190728M1-7 PFC CS4 19G1107, Description: PFC CS4 19G1107**

**13C8-PFOA**

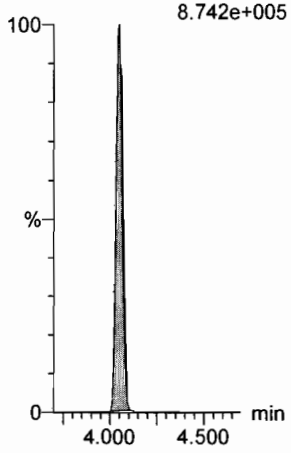


**18O2-PFHxS**

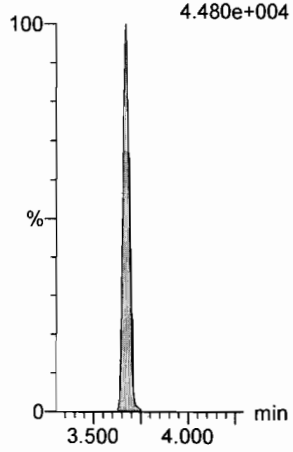


**13C9-PFNA**

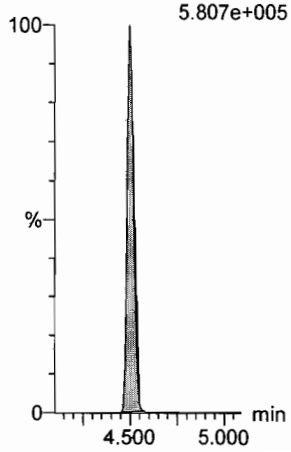


**13C4-PFOS**

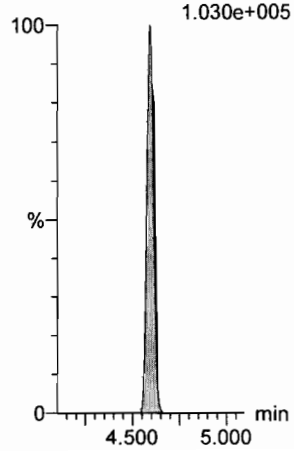


**13C6-PFDA**

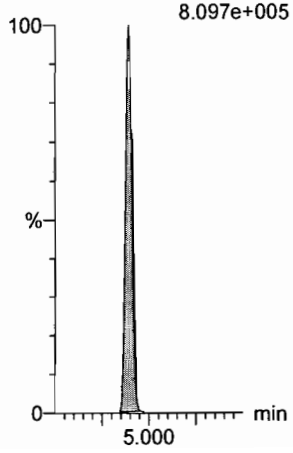


**13C7-PFUdA**

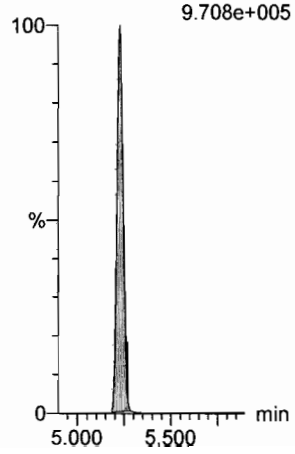

Dataset: F:\Projects\PFAS.PRO\Results\190728M1\190728M1-CRV.qld

Last Altered: Sunday, July 28, 2019 19:34:02 Pacific Daylight Time
Printed: Sunday, July 28, 2019 19:34:33 Pacific Daylight Time

**Name: 190728M1_11, Date: 28-Jul-2019, Time: 16:53:00, ID: ST190728M1-8 PFC CS5 19G1108, Description: PFC CS5 19G1108**

**PFBA**
F2:MRM of 1 channel,ES-
213.0 > 168.8
1.470e+006

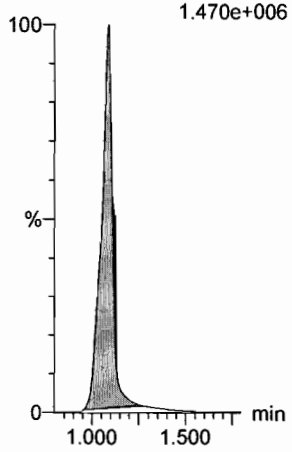


**PFPrS**
F6:MRM of 2 channels,ES-
248.9 > 79.9
2.402e+005

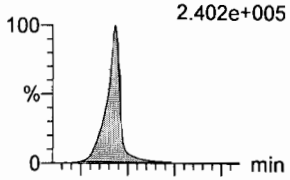


F6:MRM of 2 channels,ES-
248.9 > 98.9
1.028e+005

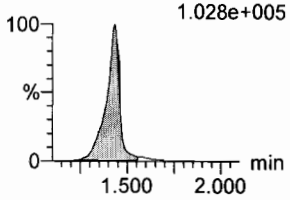


**3:3 FTCA**
F5:MRM of 2 channels,ES-
240.9 > 176.9
9.573e+004

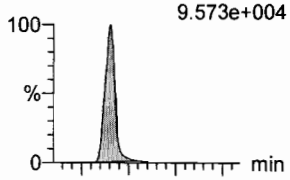


F5:MRM of 2 channels,ES-
240.9 > 116.9
4.722e+004

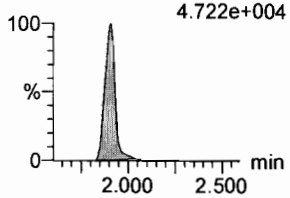


**PFPeA**
F7:MRM of 1 channel,ES-
263.1 > 218.9
1.764e+006

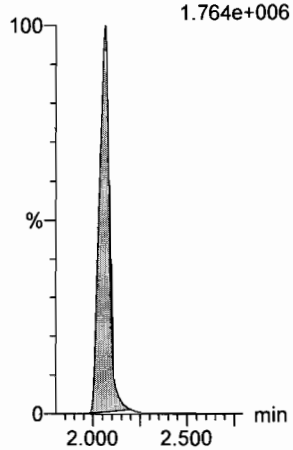


**PFBS**
F11:MRM of 2 channels,ES-
299.0 > 79.7
6.196e+005

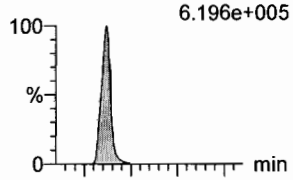


F11:MRM of 2 channels,ES-
299.0 > 99.0
2.066e+005

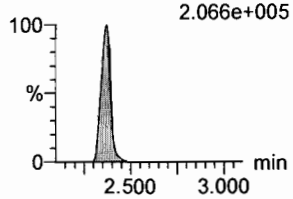


**4:2 FTS**
F16:MRM of 2 channels,ES-
327.0 > 306.9
1.251e+006

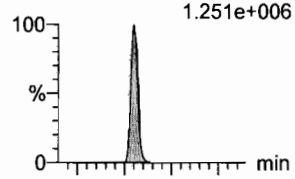


F16:MRM of 2 channels,ES-
327.0 > 80.9
7.320e+005

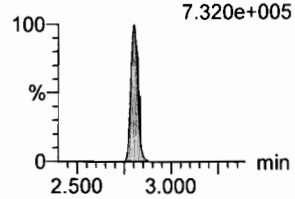


**13C3-PFBA**
F3:MRM of 1 channel,ES-
216.1 > 171.8
1.462e+005

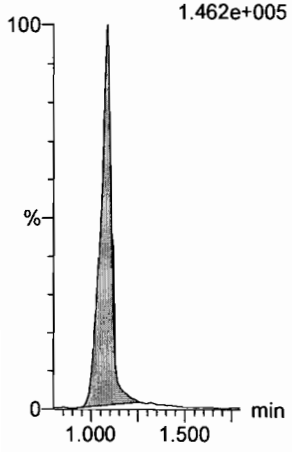


**13C3-PFBS**
F12:MRM of 1 channel,ES-
302.0 > 98.8
3.407e+004

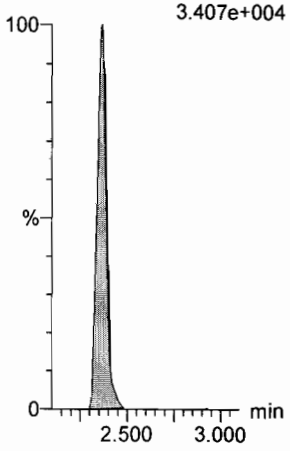


**13C3-PFPeA**
F8:MRM of 1 channel,ES-
266.0 > 221.8
2.292e+005

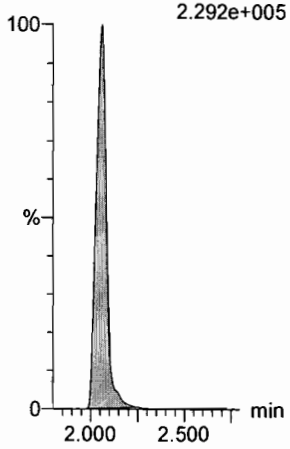


**13C3-PFPeA**
F8:MRM of 1 channel,ES-
266.0 > 221.8
2.292e+005

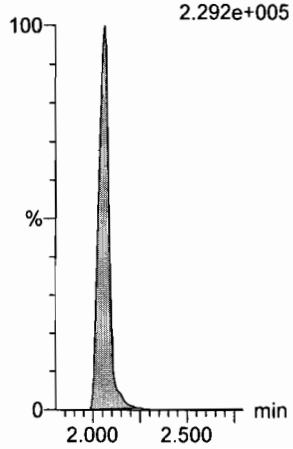


**13C3-PFBS**
F12:MRM of 1 channel,ES-
302.0 > 98.8
3.407e+004

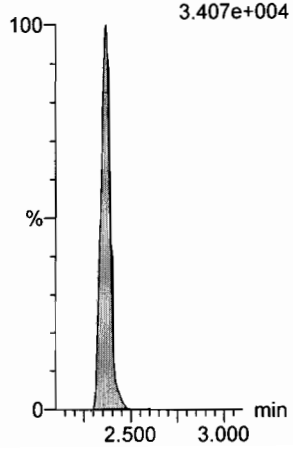


**13C2-4:2 FTS**
F17:MRM of 2 channels,ES-
329.0 > 79.9
6.799e+004

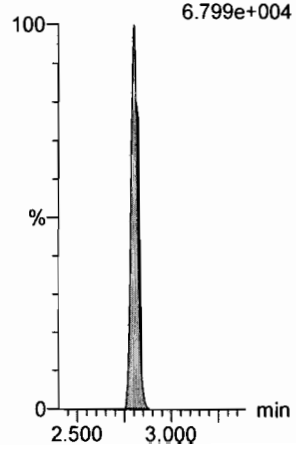

Dataset: F:\Projects\PFAS.PRO\Results\190728M1\190728M1-CRV.qld

Last Altered: Sunday, July 28, 2019 19:34:02 Pacific Daylight Time
Printed: Sunday, July 28, 2019 19:34:33 Pacific Daylight Time

**Name: 190728M1_11, Date: 28-Jul-2019, Time: 16:53:00, ID: ST190728M1-8 PFC CS5 19G1108, Description: PFC CS5 19G1108**

**PFHxA**
F13:MRM of 2 channels,ES-
313.0 > 269.0
5.100e+006

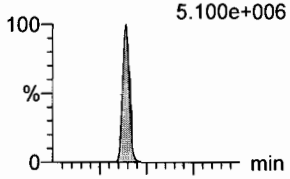


F13:MRM of 2 channels,ES-
313 > 118.9
3.239e+005

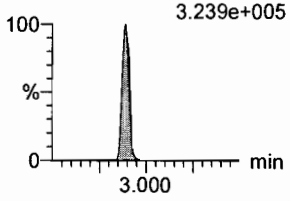


**PFPeS**
F19:MRM of 2 channels,ES-
349.1 > 80.1
5.416e+005

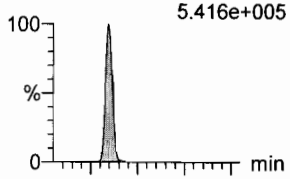


F19:MRM of 2 channels,ES-
349.1 > 99
3.562e+005

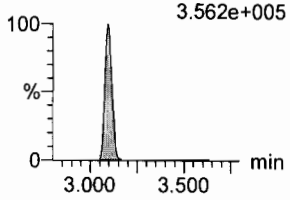


**HFPO-DA**
F9:MRM of 3 channels,ES-
285.1 > 168.9
4.301e+005

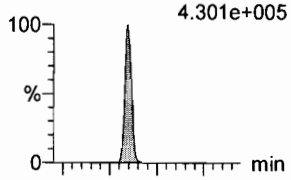


F9:MRM of 3 channels,ES-
285.1 > 184.9
1.921e+005

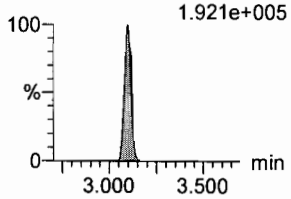


**5:3 FTCA**
F18:MRM of 2 channels,ES-
340.9 > 236.9
6.867e+005

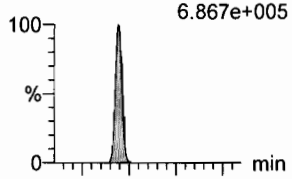


F18:MRM of 2 channels,ES-
340.9 > 216.9
4.454e+005

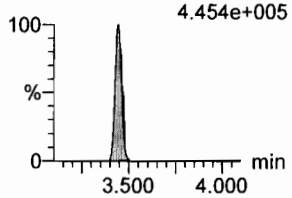


**PFHpA**
F20:MRM of 2 channels,ES-
363.0 > 318.9
3.198e+006

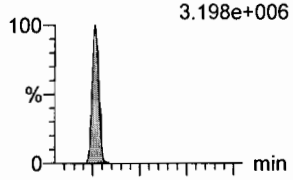


F20:MRM of 2 channels,ES-
363.0 > 169.0
3.281e+005

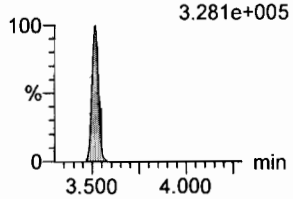


**ADONA**
F22:MRM of 2 channels,ES-
376.8 > 250.9
8.352e+006

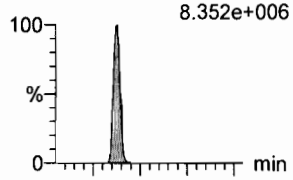


F22:MRM of 2 channels,ES-
376.8 > 85.0
2.332e+006

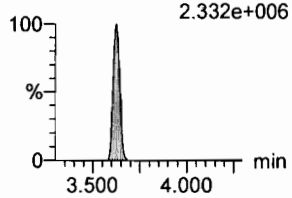


**13C2-PFHxA**
F14:MRM of 1 channel,ES-
315.0 > 270.0
2.756e+005

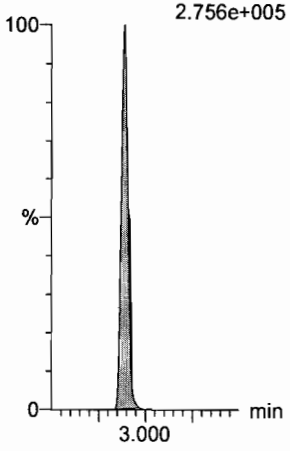


**13C3-PFBS**
F12:MRM of 1 channel,ES-
302.0 > 98.8
3.407e+004

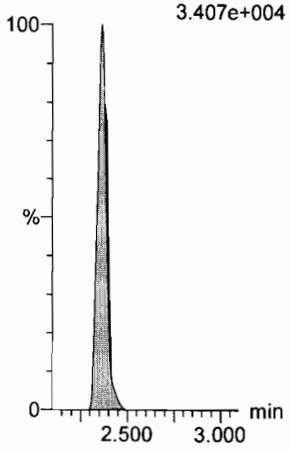


**13C3-HFPO-DA**
F10:MRM of 2 channels,ES-
287.0 > 168.9
4.399e+004

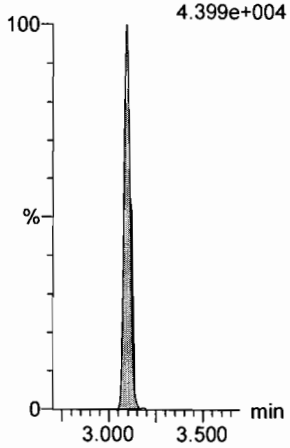


**13C4-PFHpA**
F21:MRM of 1 channel,ES-
367.2 > 321.8
3.075e+005

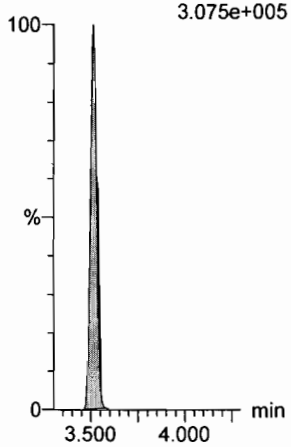


**13C4-PFHpA**
F21:MRM of 1 channel,ES-
367.2 > 321.8
3.075e+005

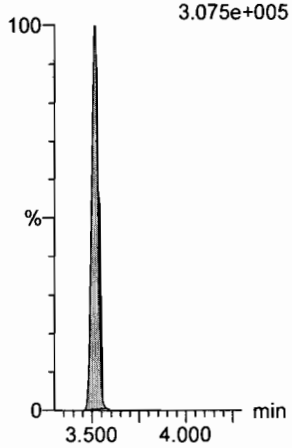


**13C4-PFHpA**
F21:MRM of 1 channel,ES-
367.2 > 321.8
3.075e+005

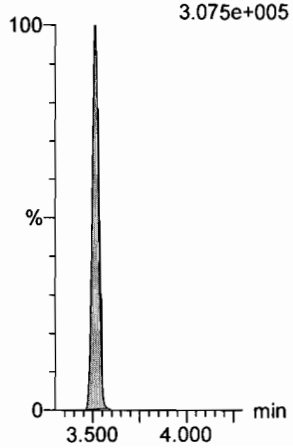

Dataset: F:\Projects\PFAS.PRO\Results\190728M1\190728M1-CRV.qld

Last Altered: Sunday, July 28, 2019 19:34:02 Pacific Daylight Time
Printed: Sunday, July 28, 2019 19:34:33 Pacific Daylight Time

**Name: 190728M1_11, Date: 28-Jul-2019, Time: 16:53:00, ID: ST190728M1-8 PFC CS5 19G1108, Description: PFC CS5 19G1108**

**L-PFHxS**

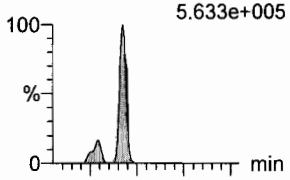


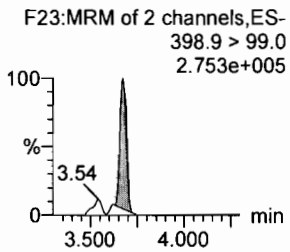


**6:2 FTS**

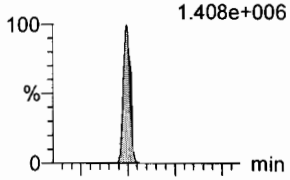


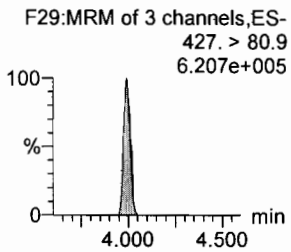


**L-PFOA**

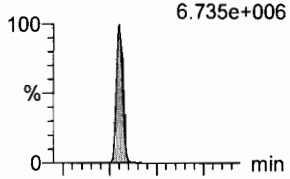


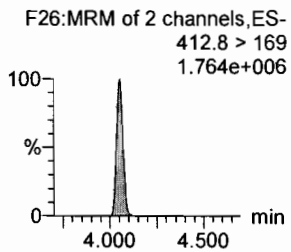


**PFEChS**

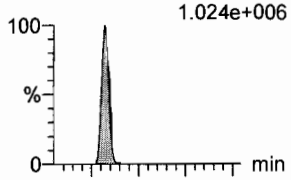


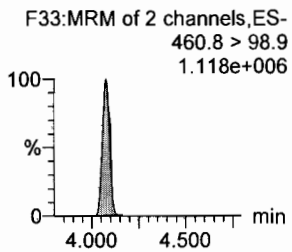


**PFHpS**

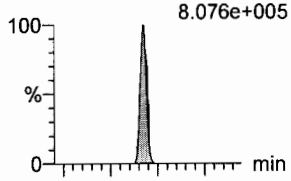


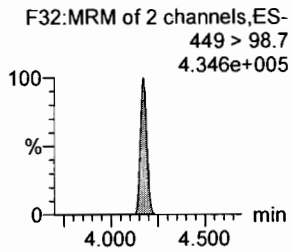


**7:3 FTCA**

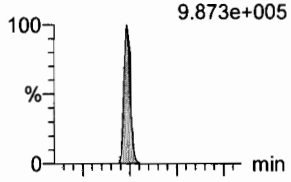


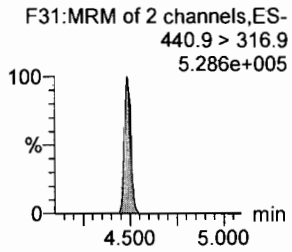


**13C3-PFHxS**

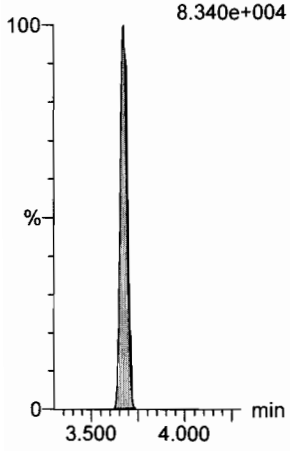


**13C2-6:2 FTS**

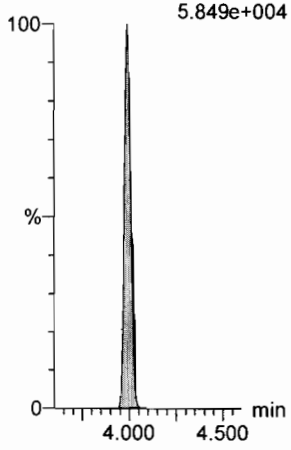


**13C2-PFOA**

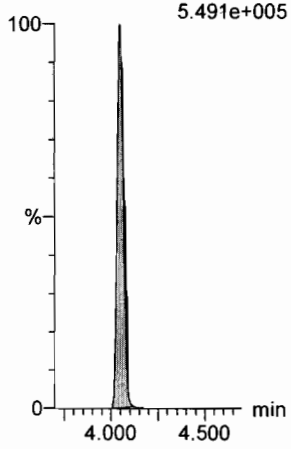


**13C2-PFOA**

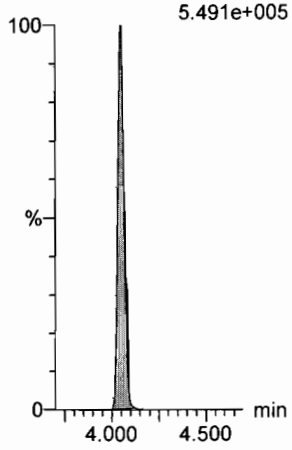


**13C8-PFOS**

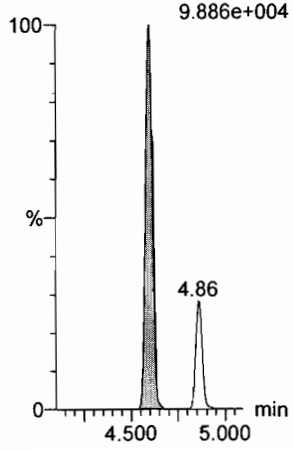


**13C5-PFNA**

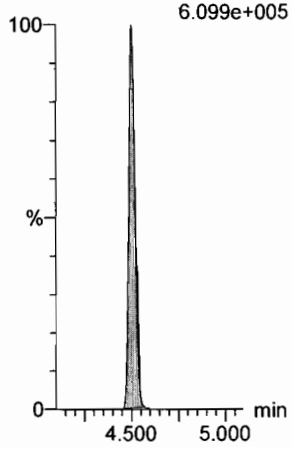

Dataset: F:\Projects\PFAS.PRO\Results\190728M1\190728M1-CRV.qld

Last Altered: Sunday, July 28, 2019 19:34:02 Pacific Daylight Time
Printed: Sunday, July 28, 2019 19:34:33 Pacific Daylight Time

**Name: 190728M1_11, Date: 28-Jul-2019, Time: 16:53:00, ID: ST190728M1-8 PFC CS5 19G1108, Description: PFC CS5 19G1108**

**PFNA**

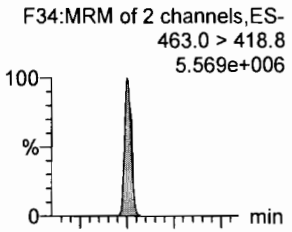


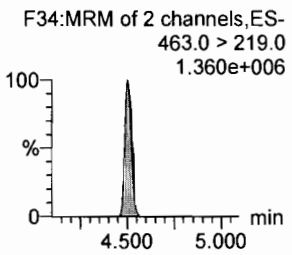


**PFOSA**

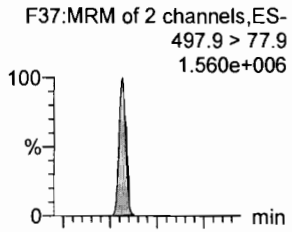


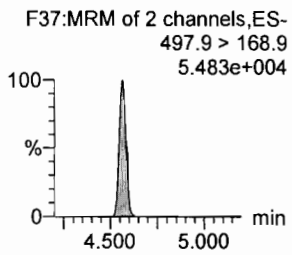


**L-PFOS**

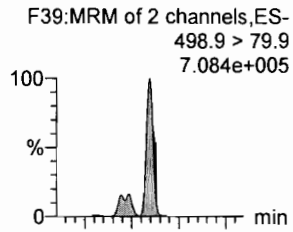


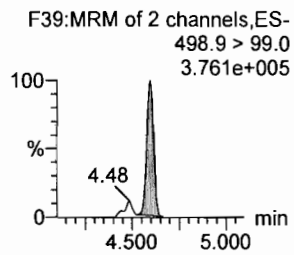


**9Cl-PF30NS**

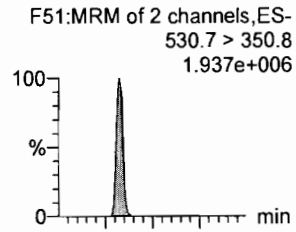


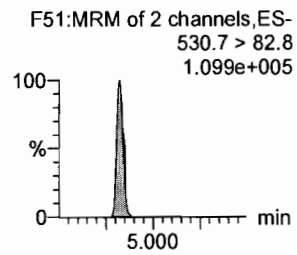


**PFDA**

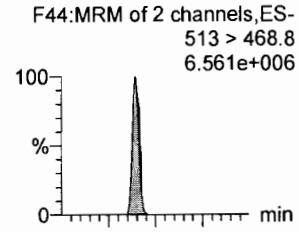


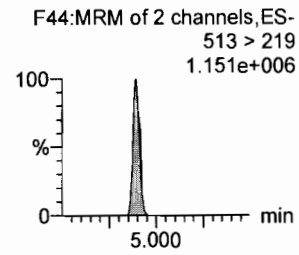


**8:2 FTS**

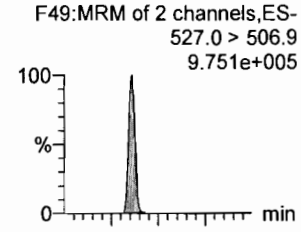


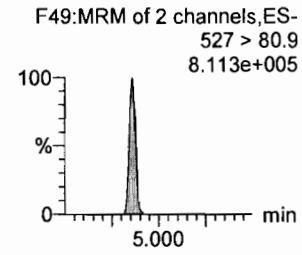


**13C5-PFNA**

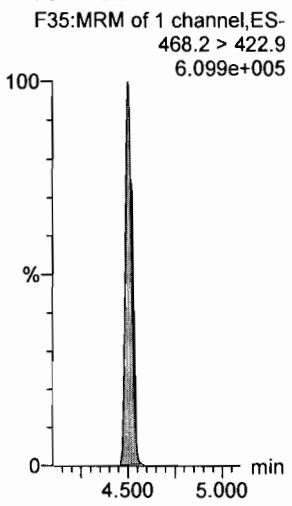


**13C8-PFOSA**

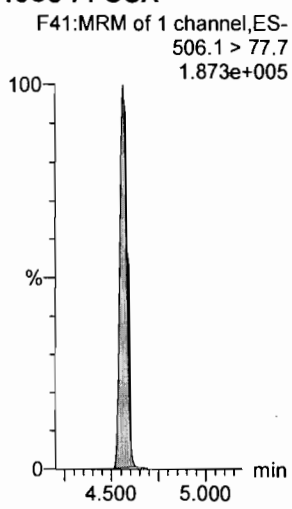


**13C8-PFOS**

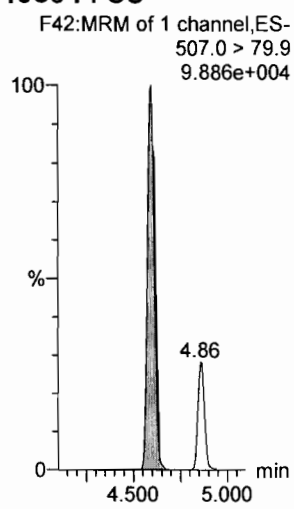


**13C8-PFOS**

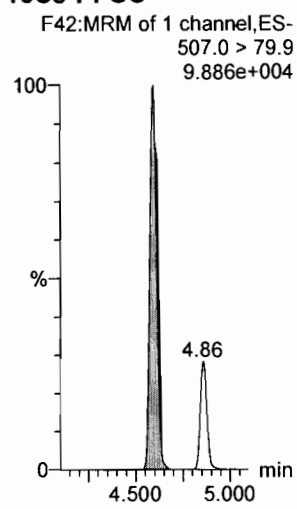


**13C2-PFDA**

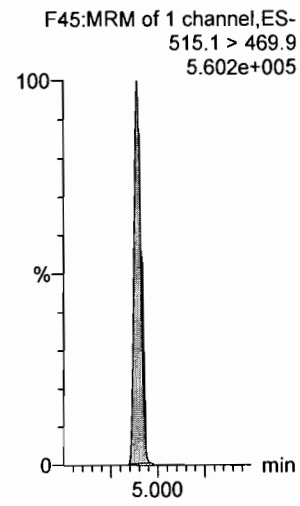


**13C2-8:2 FTS**

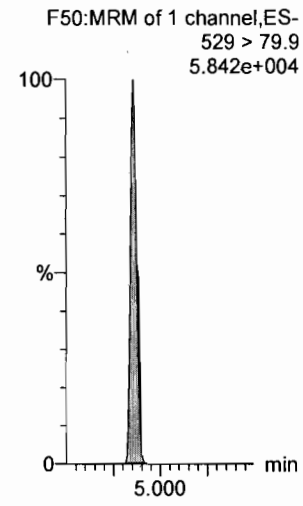

Dataset: F:\Projects\PFAS.PRO\Results\190728M1\190728M1-CRV.qld

Last Altered: Sunday, July 28, 2019 19:34:02 Pacific Daylight Time
Printed: Sunday, July 28, 2019 19:34:33 Pacific Daylight Time

**Name: 190728M1_11, Date: 28-Jul-2019, Time: 16:53:00, ID: ST190728M1-8 PFC CS5 19G1108, Description: PFC CS5 19G1108**

**PFNS**
F53:MRM of 2 channels,ES-
549.1 > 80.1
6.679e+005

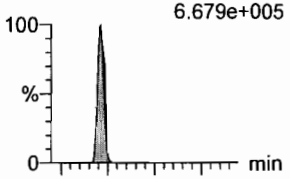

F53:MRM of 2 channels,ES-
549.1 > 99.1
4.186e+005

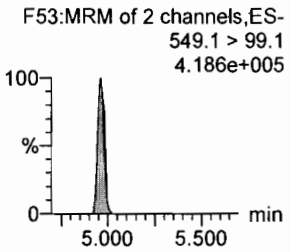

**L-MeFOSAA**
F56:MRM of 2 channels,ES-
570 > 419
2.223e+006

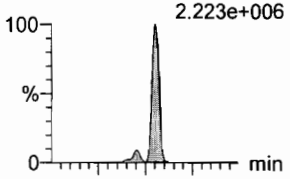

F56:MRM of 2 channels,ES-
570. > 512
8.324e+005

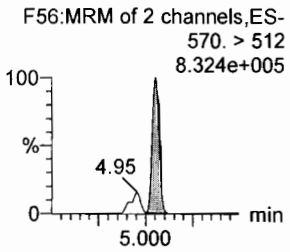


**L-EtFOSAA**
F59:MRM of 2 channels,ES-
584.1 > 419
1.682e+006

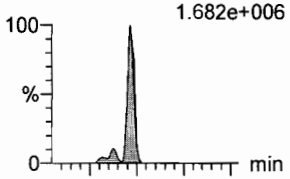

F59:MRM of 2 channels,ES-
584.1 > 526
1.106e+006

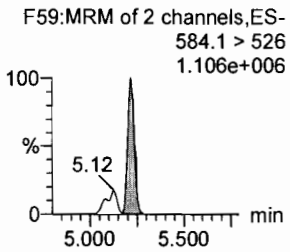


**PFUdA**
F54:MRM of 2 channels,ES-
563.0 > 518.9
6.026e+006

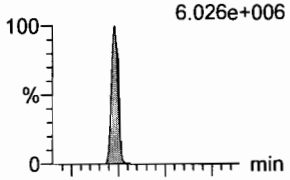

F54:MRM of 2 channels,ES-
563.0 > 269
6.832e+005

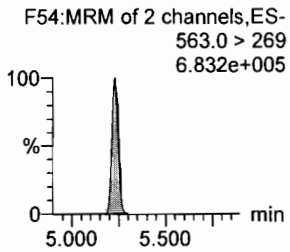

**PFDS**
F61:MRM of 2 channels,ES-
598.8 > 79.9
9.415e+005

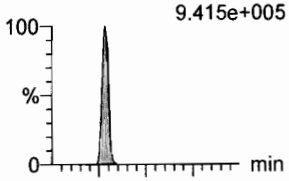

F61:MRM of 2 channels,ES-
598.8 > 98.9
5.372e+005

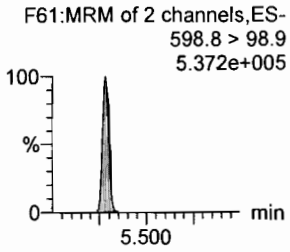

**11Cl-PF30UdS**
F68:MRM of 2 channels,ES-
632.6 > 452.7
3.733e+005

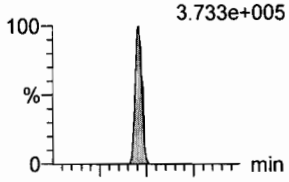

F68:MRM of 2 channels,ES-
632.6 > 450.7
7.863e+004

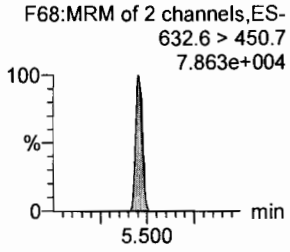

**13C8-PFOS**
F42:MRM of 1 channel,ES-
507.0 > 79.9
9.886e+004

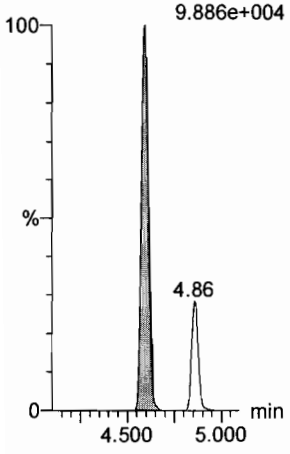


**d3-N-MeFOSAA**
F58:MRM of 1 channel,ES-
573.3 > 419
1.581e+005

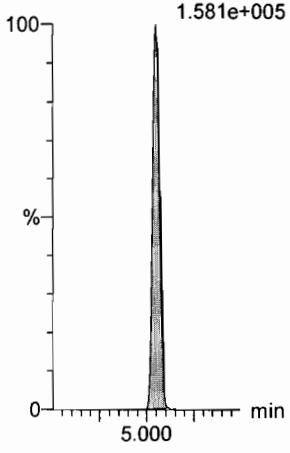

**d5-N-EtFOSAA**
F60:MRM of 1 channel,ES-
589.3 > 419
1.935e+005

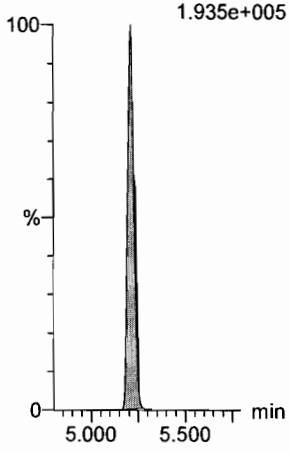

**13C2-PFUdA**
F55:MRM of 1 channel,ES-
565 > 519.8
8.160e+005

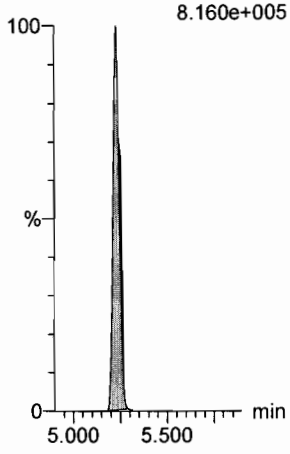

**13C2-8:2 FTS**
F50:MRM of 1 channel,ES-
529 > 79.9
5.842e+004

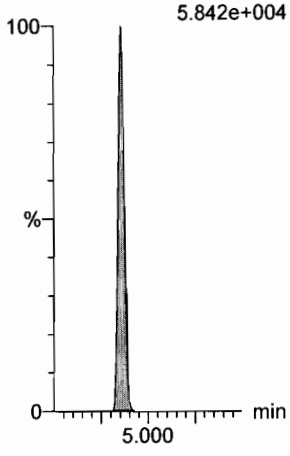

**13C2-PFDoA**
F63:MRM of 1 channel,ES-
614.7 > 569.7
8.647e+005

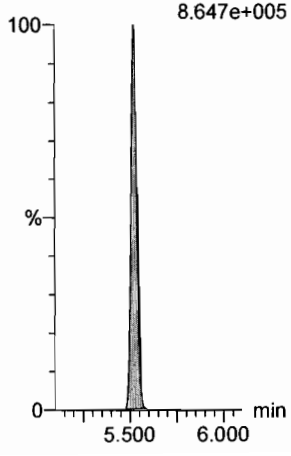

Dataset: F:\Projects\PFAS.PRO\Results\190728M1\190728M1-CRV.qld

Last Altered: Sunday, July 28, 2019 19:34:02 Pacific Daylight Time
Printed: Sunday, July 28, 2019 19:34:33 Pacific Daylight Time

**Name: 190728M1_11, Date: 28-Jul-2019, Time: 16:53:00, ID: ST190728M1-8 PFC CS5 19G1108, Description: PFC CS5 19G1108**

**10:2 FTS**

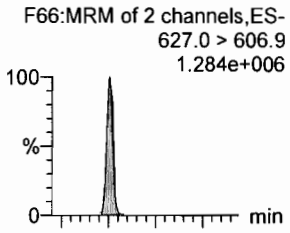


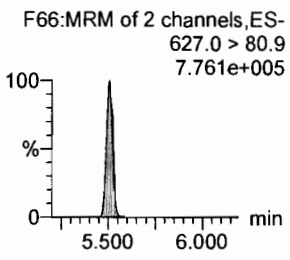


**PFDoA**

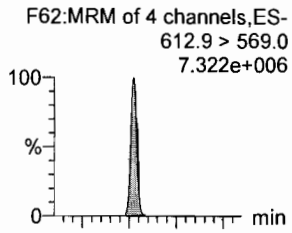


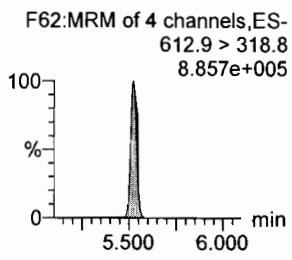


**N-MeFOSA**

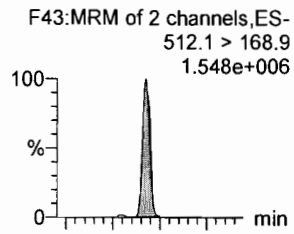


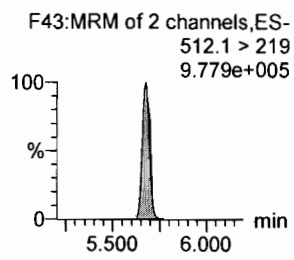


**PFTrDA**

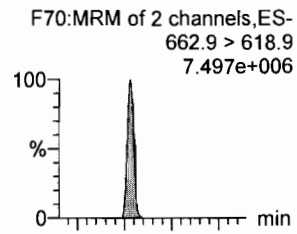


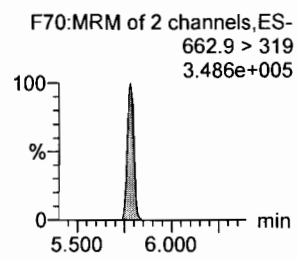


**PFDoS**

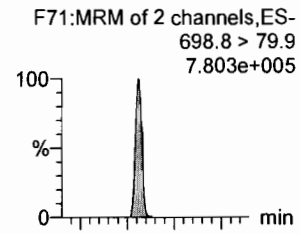


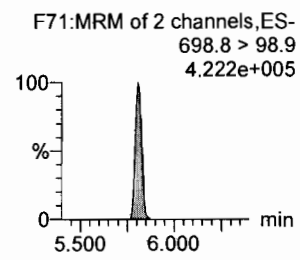


**PFTeDA**

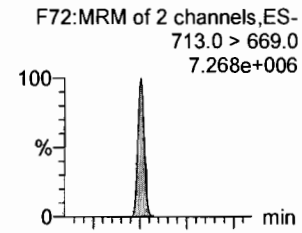


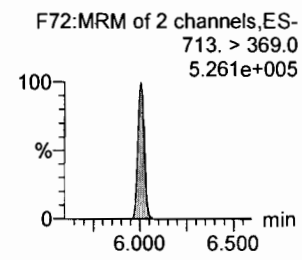


**13C2-8:2 FTS**

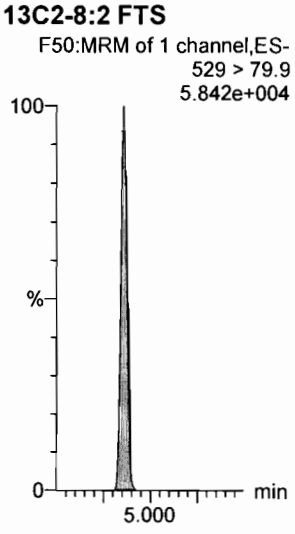


**13C2-PFDoA**

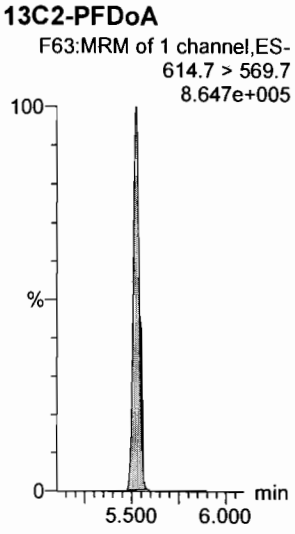


**d3-N-MeFOSA**

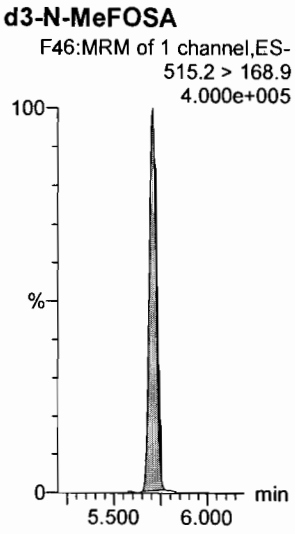


**13C2-PFDoA**

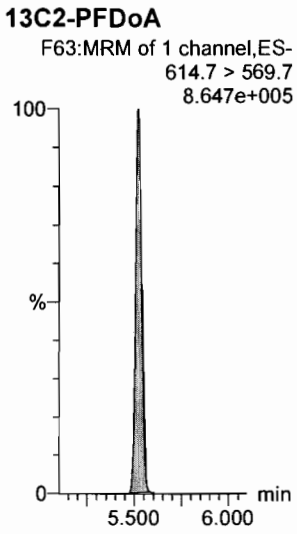


**13C2-PFTeDA**

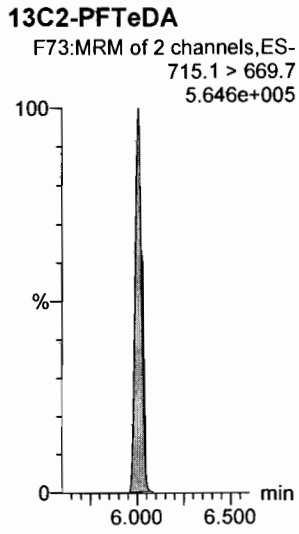


**13C2-PFTeDA**

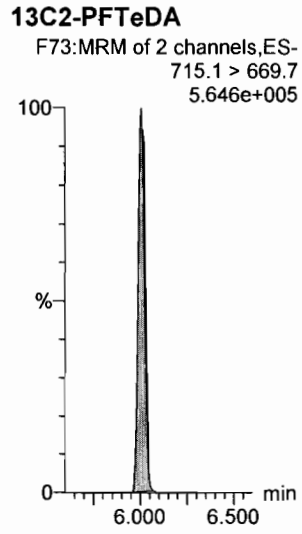

Dataset: F:\Projects\PFAS.PRO\Results\190728M1\190728M1-CRV.qld

Last Altered: Sunday, July 28, 2019 19:34:02 Pacific Daylight Time
Printed: Sunday, July 28, 2019 19:34:33 Pacific Daylight Time

**Name: 190728M1_11, Date: 28-Jul-2019, Time: 16:53:00, ID: ST190728M1-8 PFC CS5 19G1108, Description: PFC CS5 19G1108**

**N-EtFOSA**

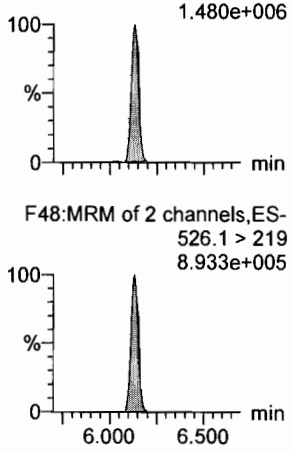


**PFHxDA**

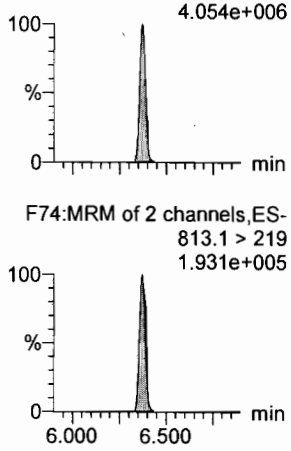


**PFODA**

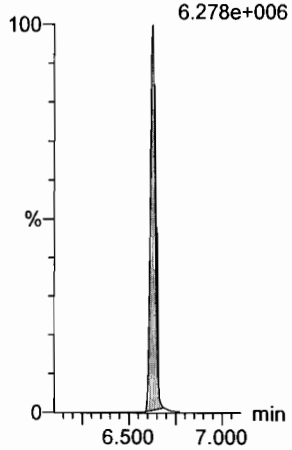


**N-MeFOSE**

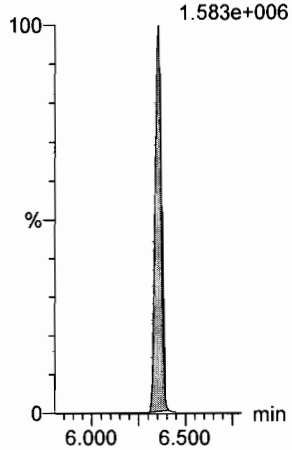


**N-EtFOSE**

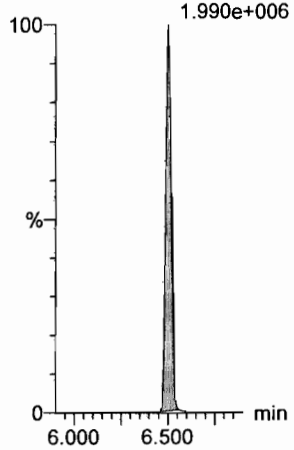


**13C4-PFBA**

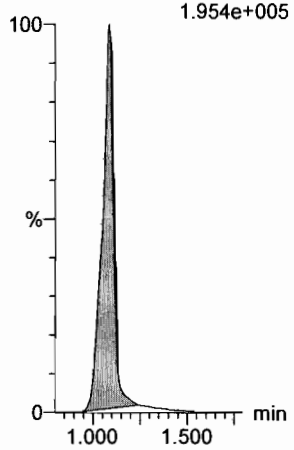


**d5-N-ETFOSA**

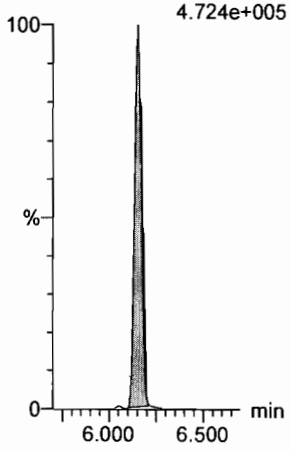


**13C2-PFHxDA**

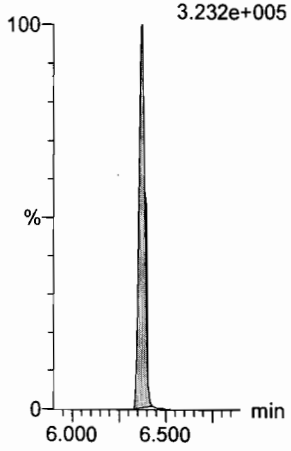


**13C2-PFHxDA**

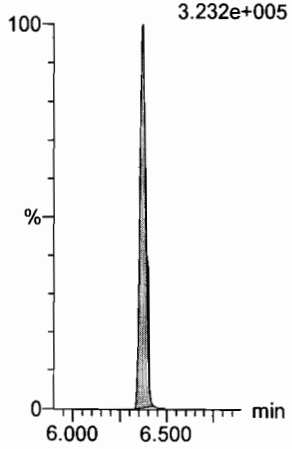


**d7-N-MeFOSE**

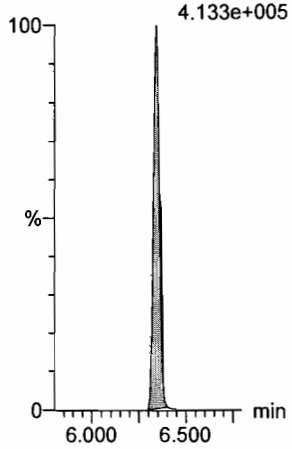


**d9-N-EtFOSE**

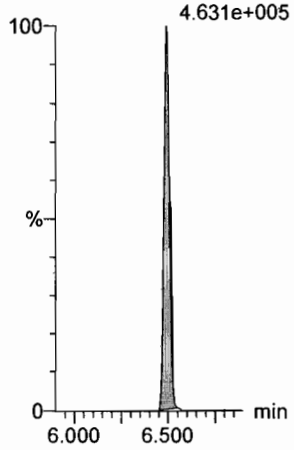


**13C5-PFHxA**

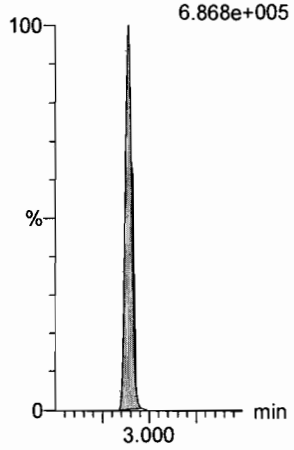

Dataset: F:\Projects\PFAS.PRO\Results\190728M1\190728M1-CRV.qld

Last Altered: Sunday, July 28, 2019 19:34:02 Pacific Daylight Time
Printed: Sunday, July 28, 2019 19:34:33 Pacific Daylight Time

**Name: 190728M1_11, Date: 28-Jul-2019, Time: 16:53:00, ID: ST190728M1-8 PFC CS5 19G1108, Description: PFC CS5 19G1108**

**13C8-PFOA**

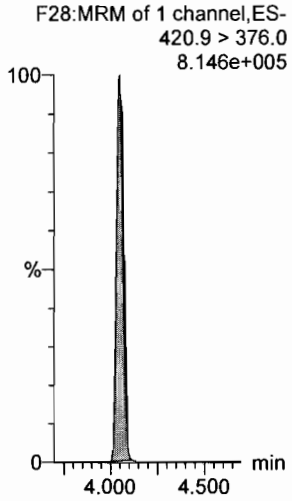


**18O2-PFHxS**

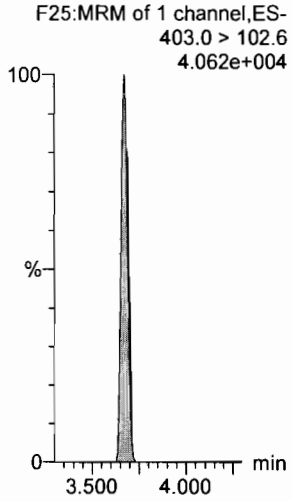


**13C9-PFNA**

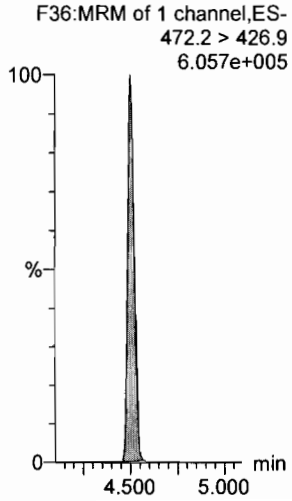


**13C4-PFOS**

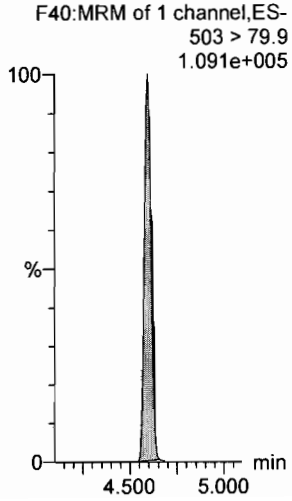


**13C6-PFDA**

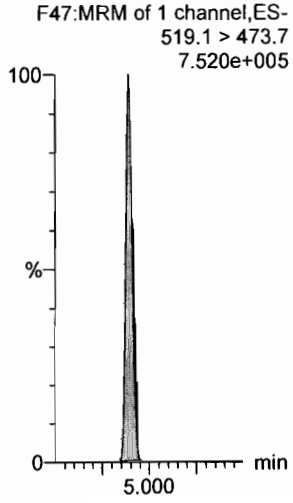


**13C7-PFUdA**

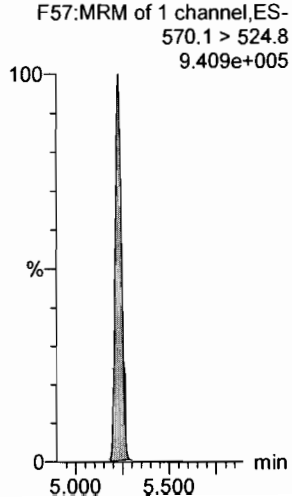

Dataset: F:\Projects\PFAS.PRO\Results\190728M1\190728M1-CRV.qld

Last Altered: Sunday, July 28, 2019 19:34:02 Pacific Daylight Time
Printed: Sunday, July 28, 2019 19:34:33 Pacific Daylight Time

**Name: 190728M1_12, Date: 28-Jul-2019, Time: 17:03:33, ID: ST190728M1-9 PFC CS6 19G1109, Description: PFC CS6 19G1109**

**PFBA**

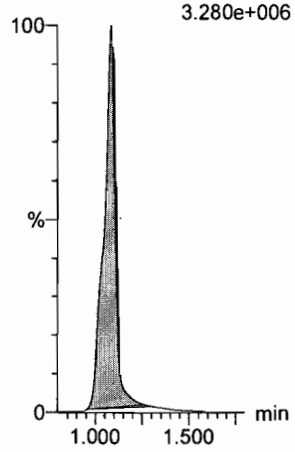


**PFPrS**

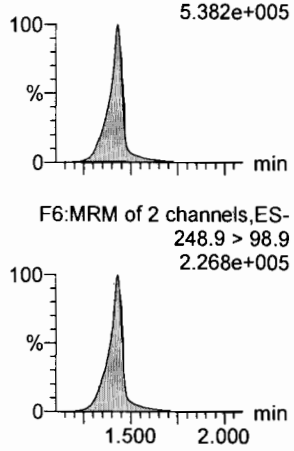





**3:3 FTCA**

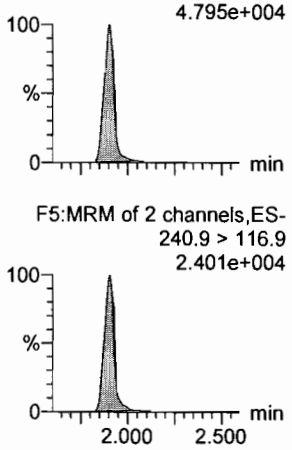





**PFPeA**

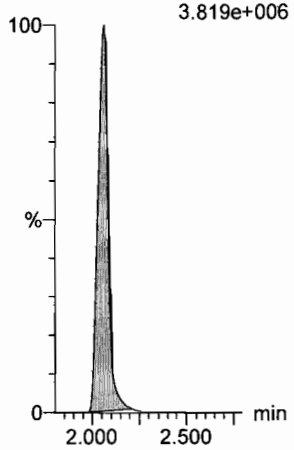


**PFBS**

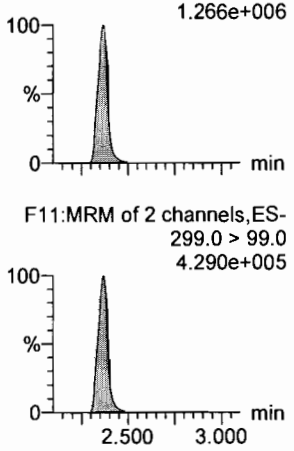





**4:2 FTS**

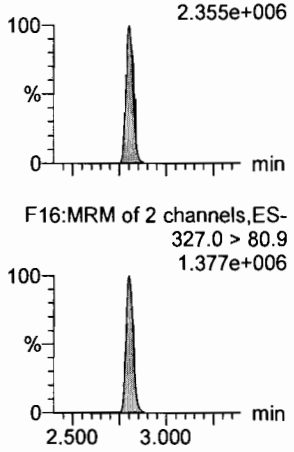





**13C3-PFBA**

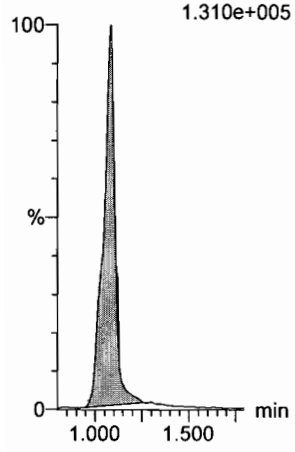


**13C3-PFBS**

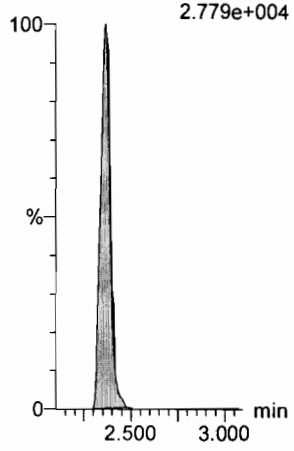


**13C3-PFPeA**

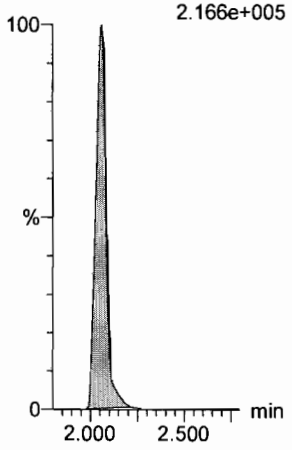


**13C3-PFPeA**

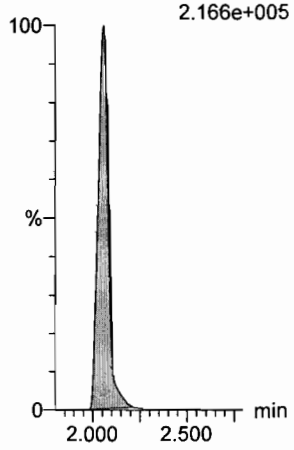


**13C3-PFBS**

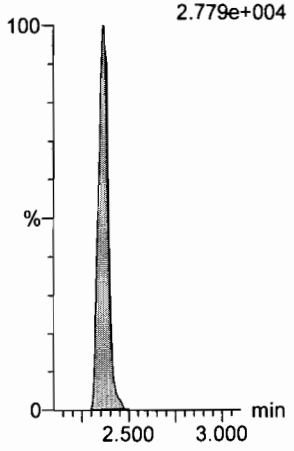


**13C2-4:2 FTS**

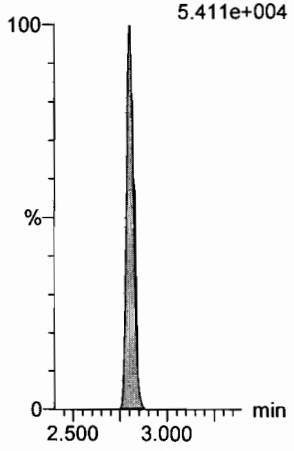

Dataset: F:\Projects\PFAS.PRO\Results\190728M1\190728M1-CRV.qld

Last Altered: Sunday, July 28, 2019 19:34:02 Pacific Daylight Time
Printed: Sunday, July 28, 2019 19:34:33 Pacific Daylight Time

**Name: 190728M1_12, Date: 28-Jul-2019, Time: 17:03:33, ID: ST190728M1-9 PFC CS6 19G1109, Description: PFC CS6 19G1109**

**PFHxA**
F13:MRM of 2 channels,ES-
313.0 > 269.0
1.073e+007

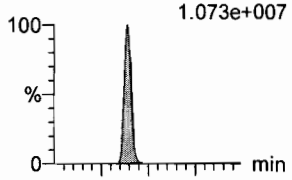


F13:MRM of 2 channels,ES-
313 > 118.9
6.684e+005

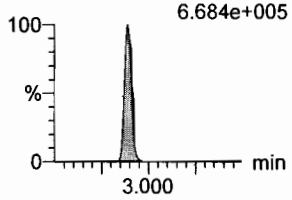


**PFPeS**
F19:MRM of 2 channels,ES-
349.1 > 80.1
1.019e+006

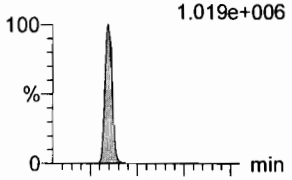


F19:MRM of 2 channels,ES-
349.1 > 99
6.752e+005

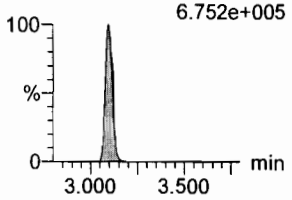


**HFPO-DA**
F9:MRM of 3 channels,ES-
285.1 > 168.9
7.332e+005

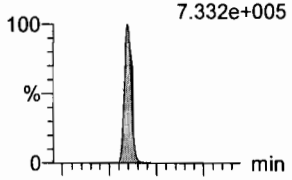


F9:MRM of 3 channels,ES-
285.1 > 184.9
3.446e+005

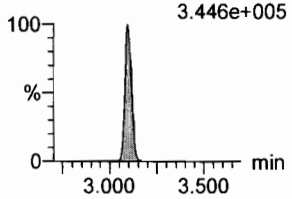


**5:3 FTCA**
F18:MRM of 2 channels,ES-
340.9 > 236.9
3.389e+005

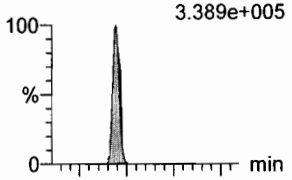


F18:MRM of 2 channels,ES-
340.9 > 216.9
2.224e+005

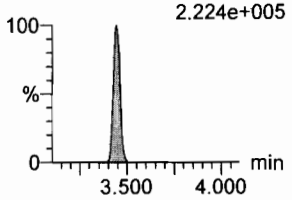


**PFHpA**
F20:MRM of 2 channels,ES-
363.0 > 318.9
6.644e+006

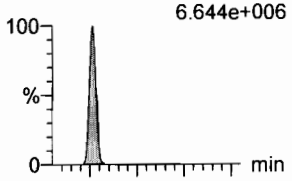


F20:MRM of 2 channels,ES-
363.0 > 169.0
6.990e+005

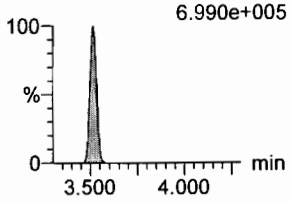


**ADONA**
F22:MRM of 2 channels,ES-
376.8 > 250.9
1.778e+007

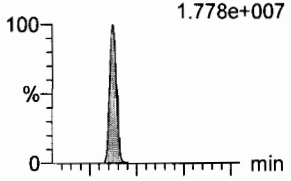


F22:MRM of 2 channels,ES-
376.8 > 85.0
5.126e+006

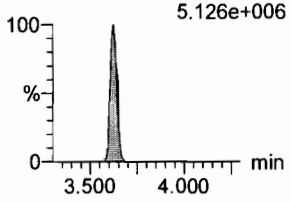


**13C2-PFHxA**
F14:MRM of 1 channel,ES-
315.0 > 270.0
2.468e+005

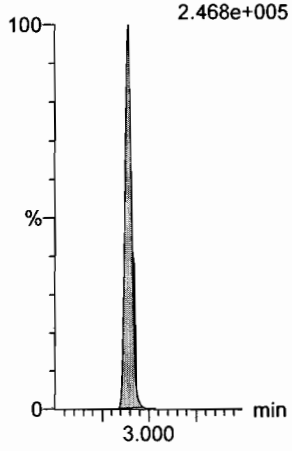


**13C3-PFBS**
F12:MRM of 1 channel,ES-
302.0 > 98.8
2.779e+004

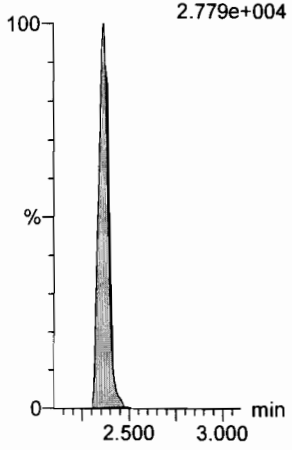


**13C3-HFPO-DA**
F10:MRM of 2 channels,ES-
287.0 > 168.9
3.166e+004

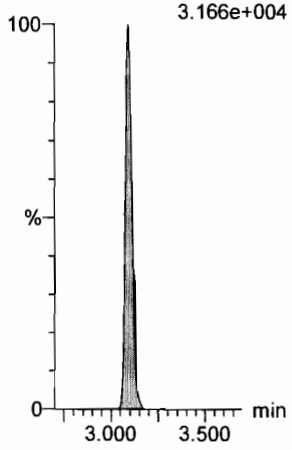


**13C4-PFHpA**
F21:MRM of 1 channel,ES-
367.2 > 321.8
2.629e+005

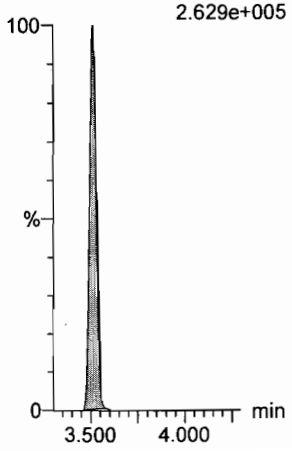


**13C4-PFHpA**
F21:MRM of 1 channel,ES-
367.2 > 321.8
2.629e+005

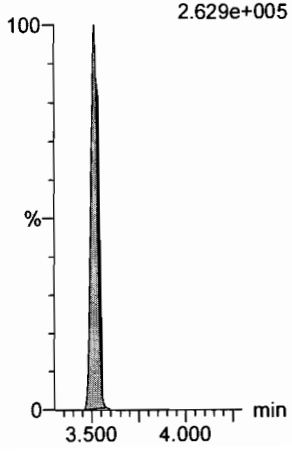


**13C4-PFHpA**
F21:MRM of 1 channel,ES-
367.2 > 321.8
2.629e+005

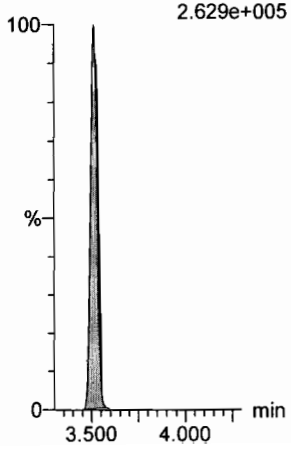

Dataset: F:\Projects\PFAS.PRO\Results\190728M1\190728M1-CRV.qld

Last Altered: Sunday, July 28, 2019 19:34:02 Pacific Daylight Time
Printed: Sunday, July 28, 2019 19:34:33 Pacific Daylight Time

**Name: 190728M1_12, Date: 28-Jul-2019, Time: 17:03:33, ID: ST190728M1-9 PFC CS6 19G1109, Description: PFC CS6 19G1109**

**L-PFHxS**

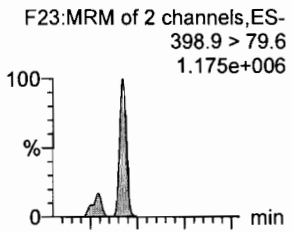


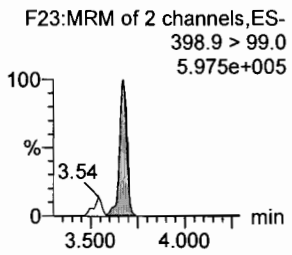


**6:2 FTS**

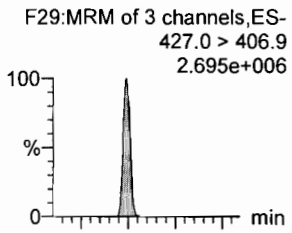


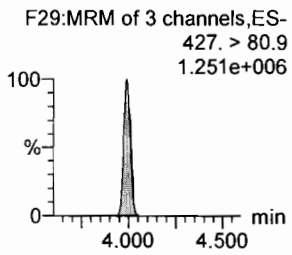


**L-PFOA**

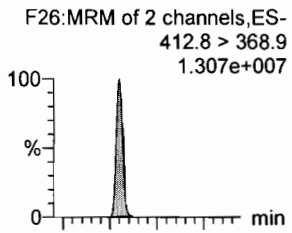


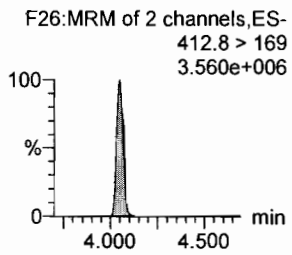


**PFEChS**

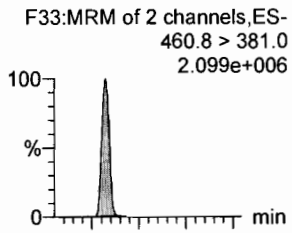


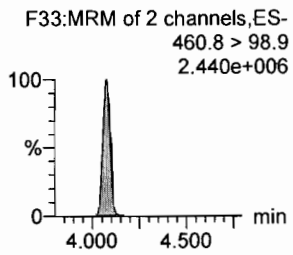


**PFHpS**

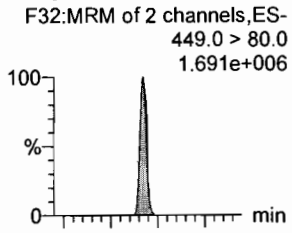


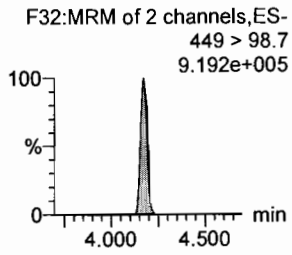


**7:3 FTCA**

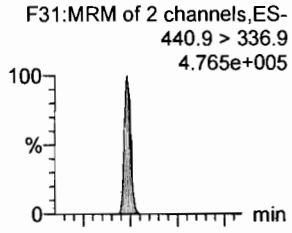


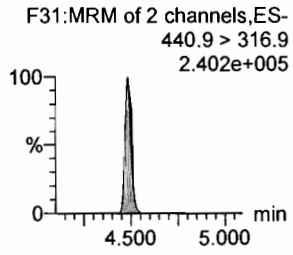


**13C3-PFHxS**

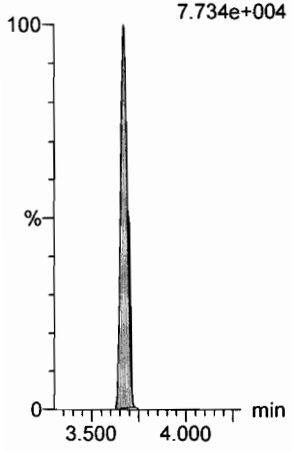


**13C2-6:2 FTS**

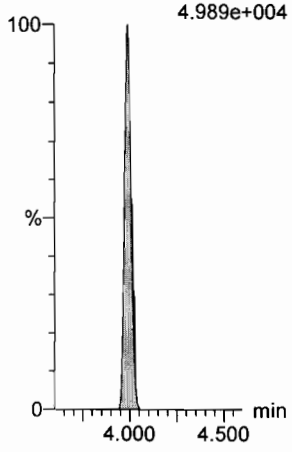


**13C2-PFOA**

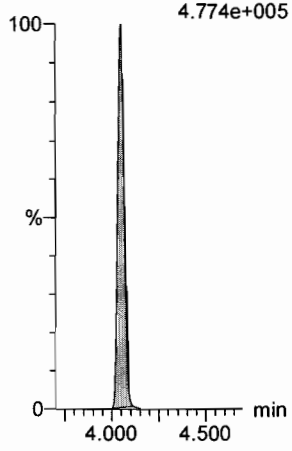


**13C2-PFOA**

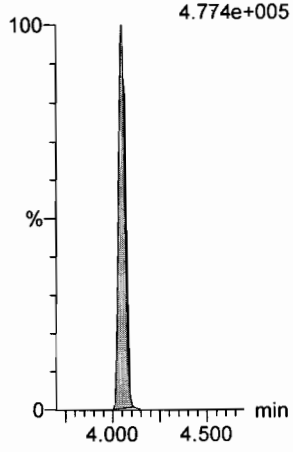


**13C8-PFOS**

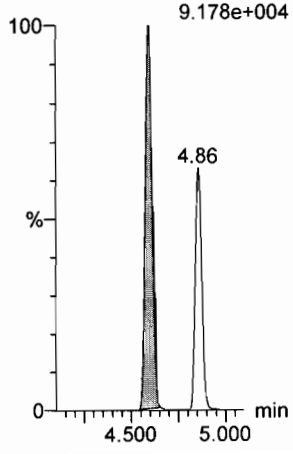


**13C5-PFNA**

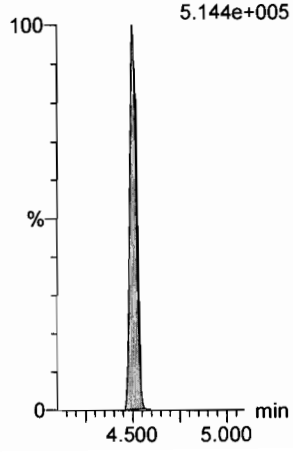

Dataset: F:\Projects\PFAS.PRO\Results\190728M1\190728M1-CRV.qld

Last Altered: Sunday, July 28, 2019 19:34:02 Pacific Daylight Time
Printed: Sunday, July 28, 2019 19:34:33 Pacific Daylight Time

**Name: 190728M1_12, Date: 28-Jul-2019, Time: 17:03:33, ID: ST190728M1-9 PFC CS6 19G1109, Description: PFC CS6 19G1109**

**PFNA**

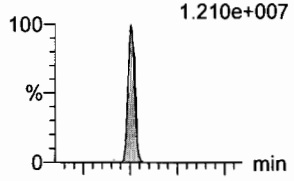


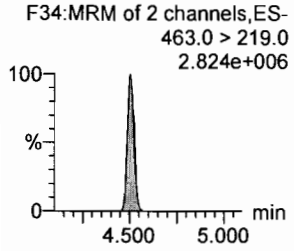


**PFOSA**

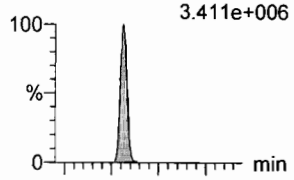


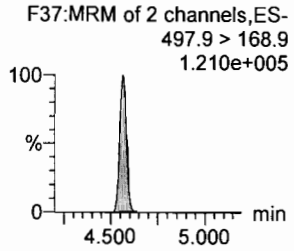


**L-PFOS**

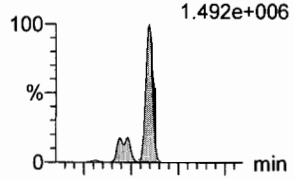


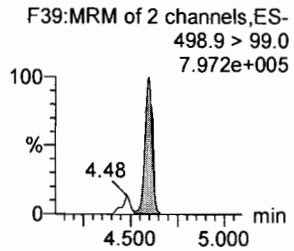


**9Cl-PF30NS**

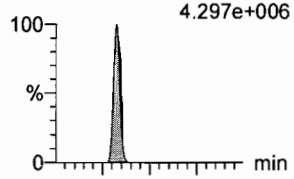


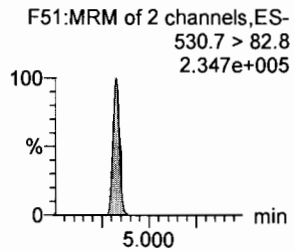


**PFDA**

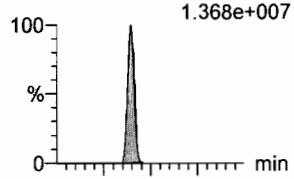


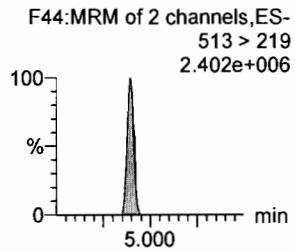


**8:2 FTS**

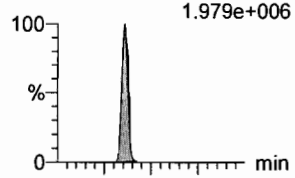


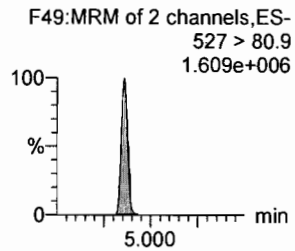


**13C5-PFNA**

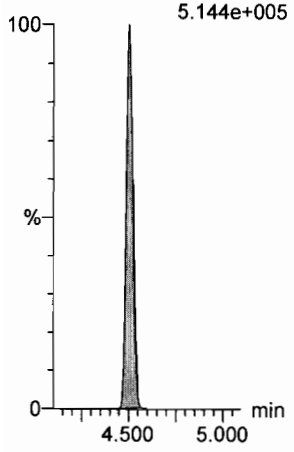


**13C8-PFOSA**

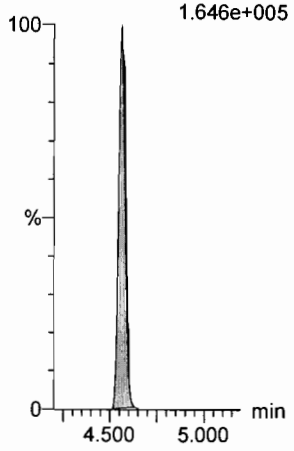


**13C8-PFOS**

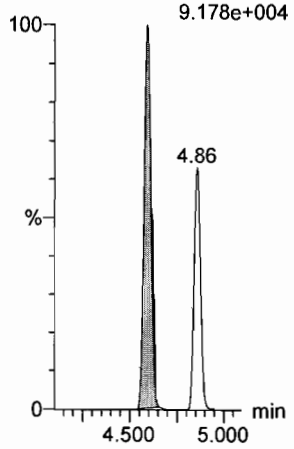


**13C8-PFOS**

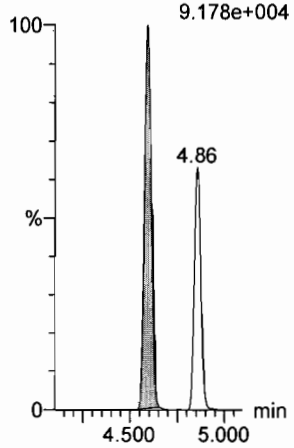


**13C2-PFDA**

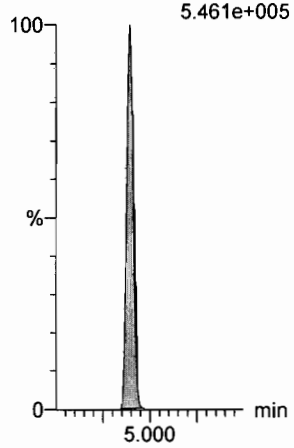


**13C2-8:2 FTS**

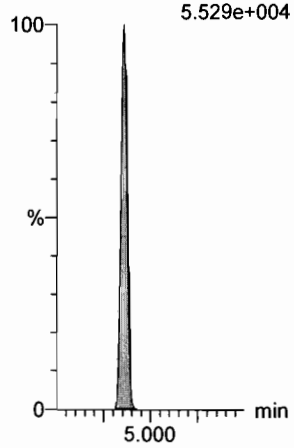

Dataset: F:\Projects\PFAS.PRO\Results\190728M1\190728M1-CRV.qld

Last Altered: Sunday, July 28, 2019 19:34:02 Pacific Daylight Time
Printed: Sunday, July 28, 2019 19:34:33 Pacific Daylight Time

**Name: 190728M1_12, Date: 28-Jul-2019, Time: 17:03:33, ID: ST190728M1-9 PFC CS6 19G1109, Description: PFC CS6 19G1109**

**PFNS**

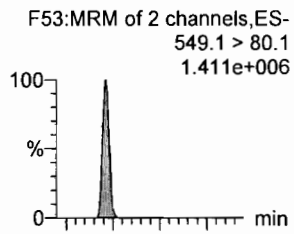


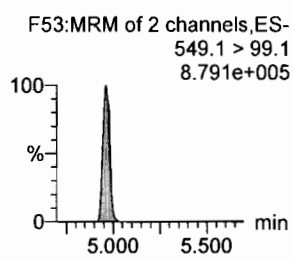


**L-MeFOSAA**

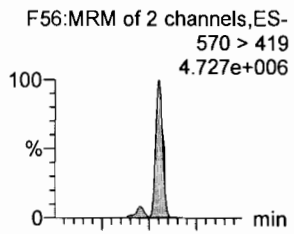


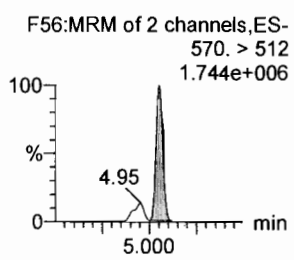


**L-EtFOSAA**

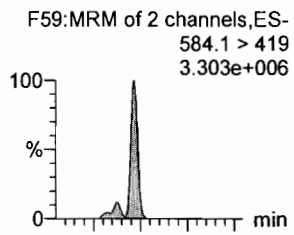


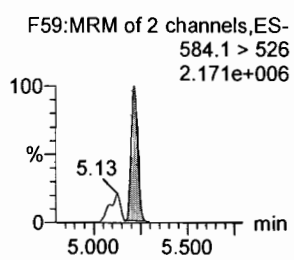


**PFUdA**

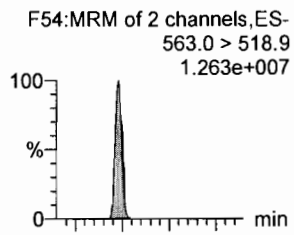


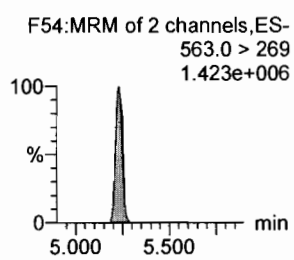


**PFDS**

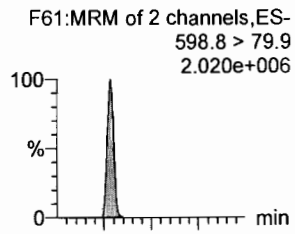


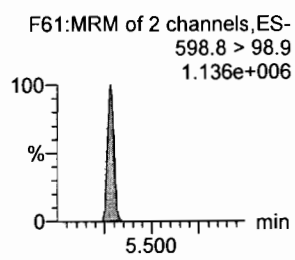


**11Cl-PF30UdS**

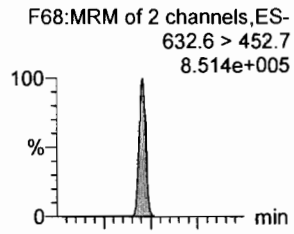


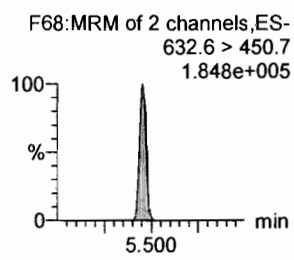


**13C8-PFOS**

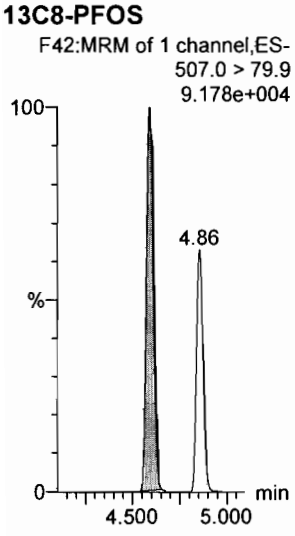


**d3-N-MeFOSAA**

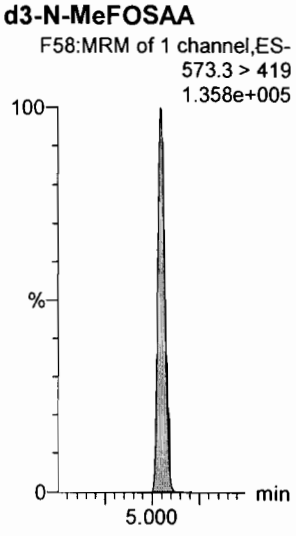


**d5-N-EtFOSAA**

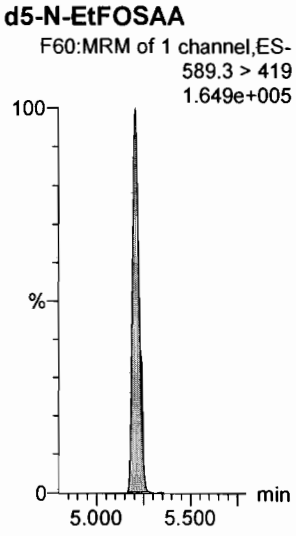


**13C2-PFUdA**

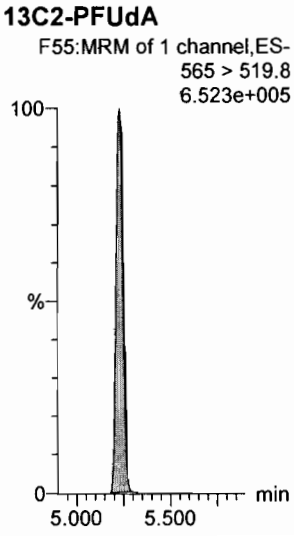


**13C2-8:2 FTS**

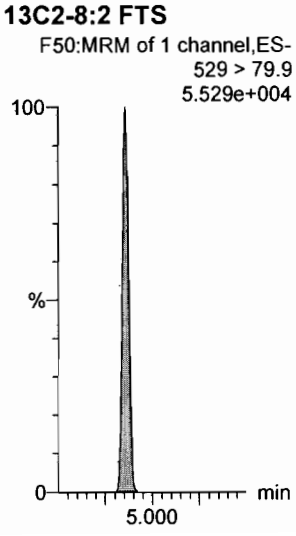


**13C2-PFDoA**

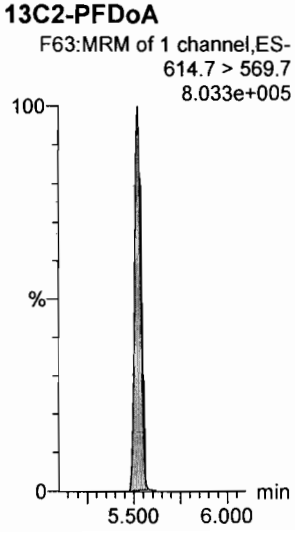

Dataset: F:\Projects\PFAS.PRO\Results\190728M1\190728M1-CRV.qld

Last Altered: Sunday, July 28, 2019 19:34:02 Pacific Daylight Time
Printed: Sunday, July 28, 2019 19:34:33 Pacific Daylight Time

**Name: 190728M1_12, Date: 28-Jul-2019, Time: 17:03:33, ID: ST190728M1-9 PFC CS6 19G1109, Description: PFC CS6 19G1109**

**10:2 FTS**
F66:MRM of 2 channels,ES-
627.0 > 606.9
2.501e+006

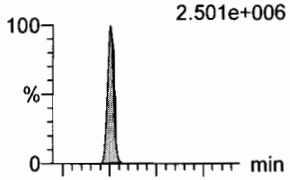


F66:MRM of 2 channels,ES-
627.0 > 80.9
1.501e+006

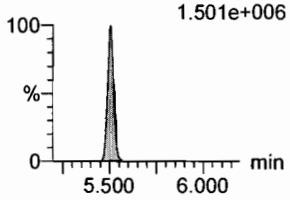


**PFDoA**
F62:MRM of 4 channels,ES-
612.9 > 569.0
1.582e+007

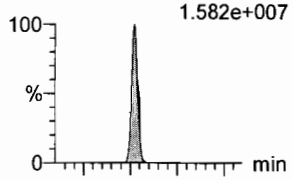


F62:MRM of 4 channels,ES-
612.9 > 318.8
1.813e+006

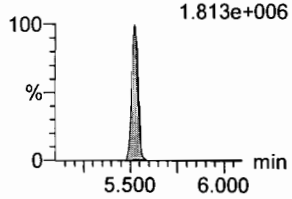


**N-MeFOSA**
F43:MRM of 2 channels,ES-
512.1 > 168.9
3.140e+006

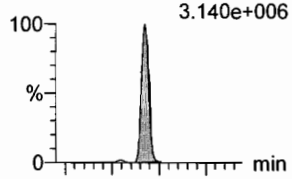


F43:MRM of 2 channels,ES-
512.1 > 219
2.021e+006

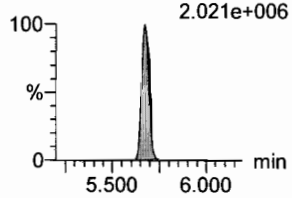


**PFTrDA**
F70:MRM of 2 channels,ES-
662.9 > 618.9
1.593e+007

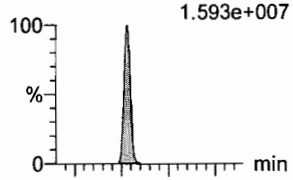


F70:MRM of 2 channels,ES-
662.9 > 319
7.374e+005

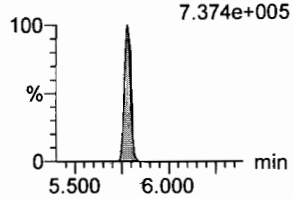


**PFDoS**
F71:MRM of 2 channels,ES-
698.8 > 79.9
1.707e+006

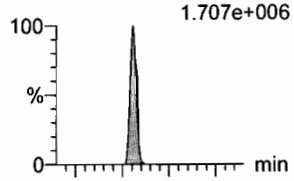


F71:MRM of 2 channels,ES-
698.8 > 98.9
9.091e+005

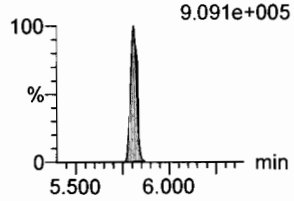


**PFTeDA**
F72:MRM of 2 channels,ES-
713.0 > 669.0
1.522e+007

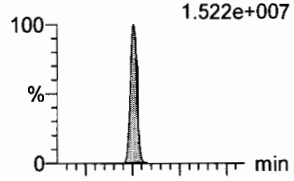


F72:MRM of 2 channels,ES-
713. > 369.0
1.008e+006

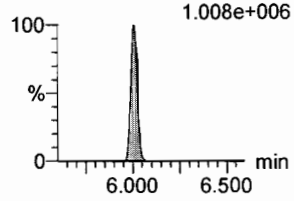


**13C2-8:2 FTS**
F50:MRM of 1 channel,ES-
529 > 79.9
5.529e+004

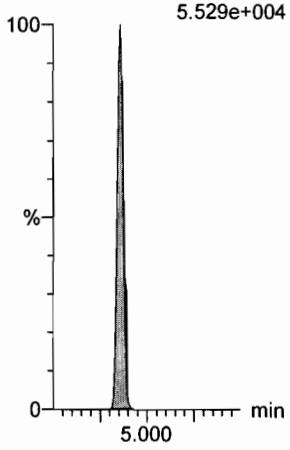


**13C2-PFDoA**
F63:MRM of 1 channel,ES-
614.7 > 569.7
8.033e+005

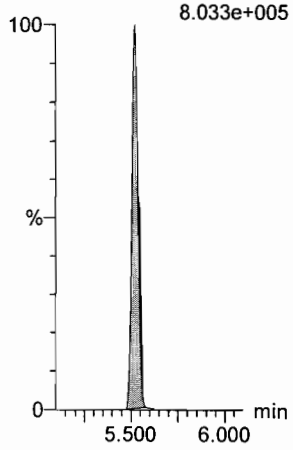


**d3-N-MeFOSA**
F46:MRM of 1 channel,ES-
515.2 > 168.9
3.894e+005

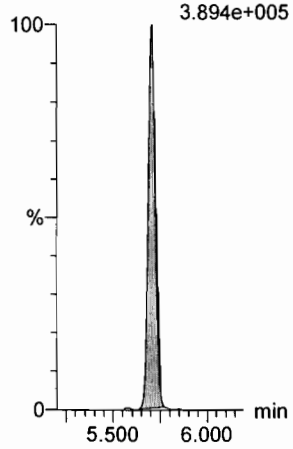


**13C2-PFDoA**
F63:MRM of 1 channel,ES-
614.7 > 569.7
8.033e+005

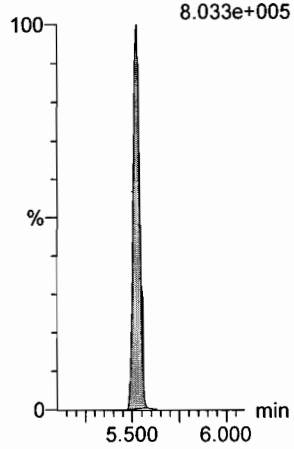


**13C2-PFTeDA**
F73:MRM of 2 channels,ES-
715.1 > 669.7
5.155e+005

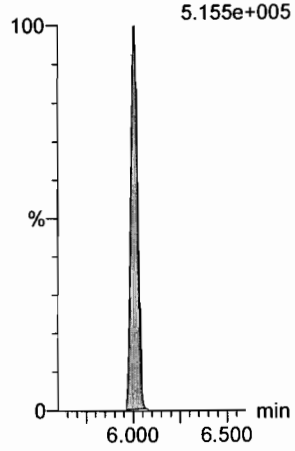


**13C2-PFTeDA**
F73:MRM of 2 channels,ES-
715.1 > 669.7
5.155e+005

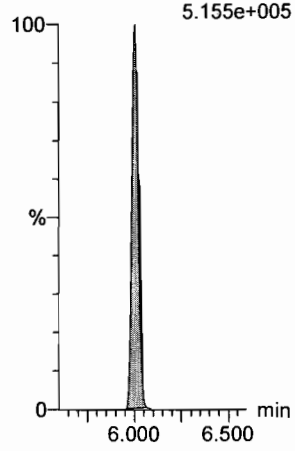

Dataset: F:\Projects\PFAS.PRO\Results\190728M1\190728M1-CRV.qld

Last Altered: Sunday, July 28, 2019 19:34:02 Pacific Daylight Time
Printed: Sunday, July 28, 2019 19:34:33 Pacific Daylight Time

**Name: 190728M1_12, Date: 28-Jul-2019, Time: 17:03:33, ID: ST190728M1-9 PFC CS6 19G1109, Description: PFC CS6 19G1109**

**N-EtFOSA**

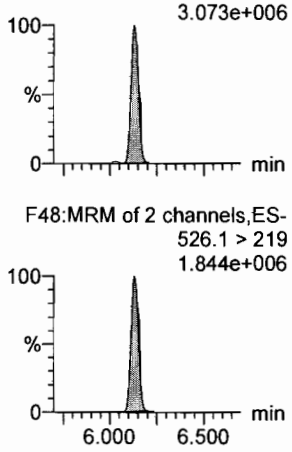


**PFHxDA**

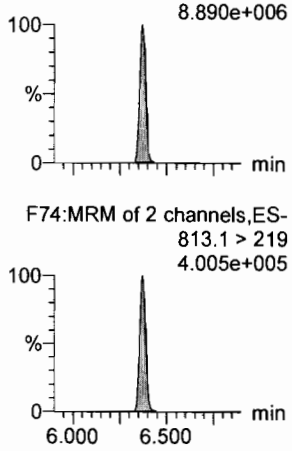


**PFODA**

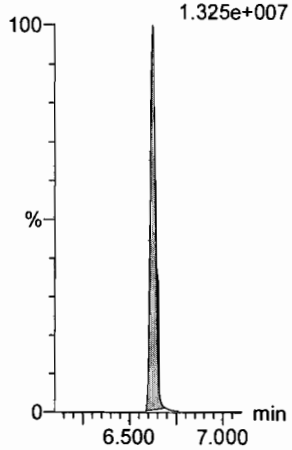


**N-MeFOSE**

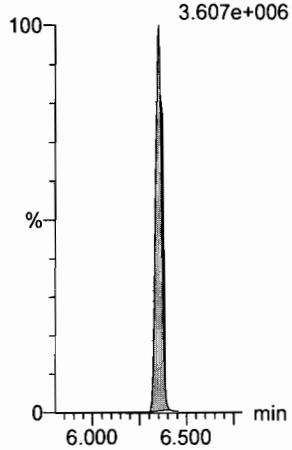


**N-EtFOSE**

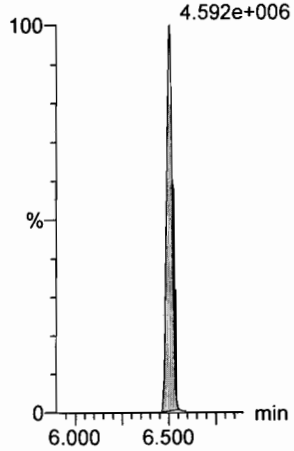


**13C4-PFBA**

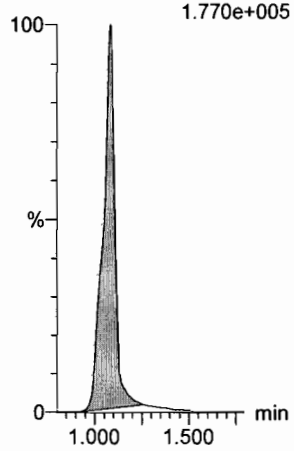


**d5-N-ETFOSA**

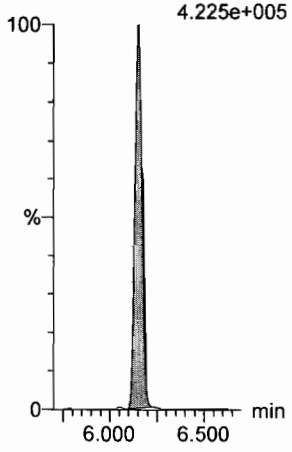


**13C2-PFHxDA**

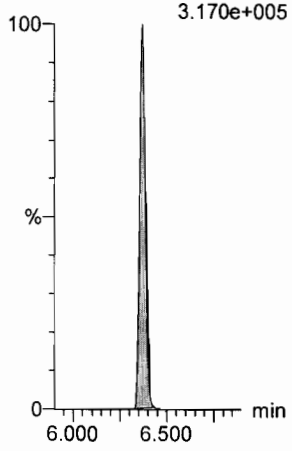


**13C2-PFHxDA**

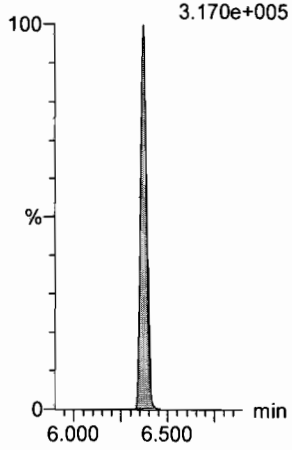


**d7-N-MeFOSE**

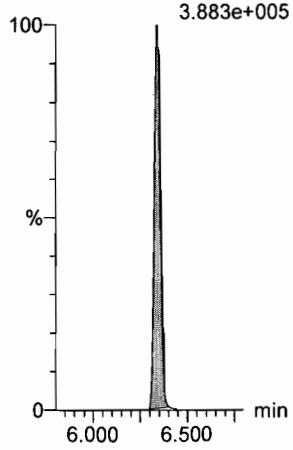


**d9-N-EtFOSE**

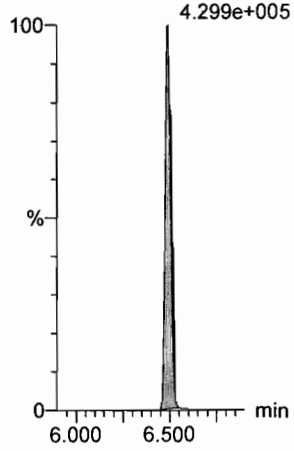


**13C5-PFHxA**

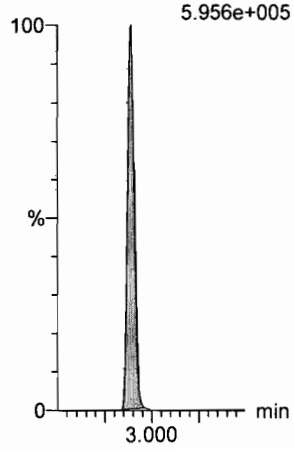

Dataset: F:\Projects\PFAS.PRO\Results\190728M1\190728M1-CRV.qld

Last Altered: Sunday, July 28, 2019 19:34:02 Pacific Daylight Time
Printed: Sunday, July 28, 2019 19:34:33 Pacific Daylight Time

**Name: 190728M1_12, Date: 28-Jul-2019, Time: 17:03:33, ID: ST190728M1-9 PFC CS6 19G1109, Description: PFC CS6 19G1109**

**13C8-PFOA**

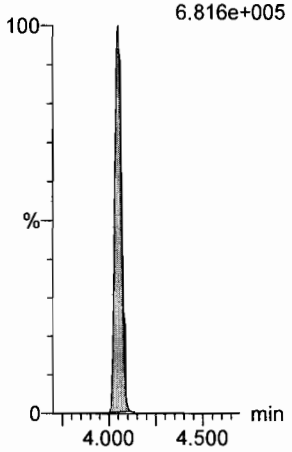


**18O2-PFHxS**

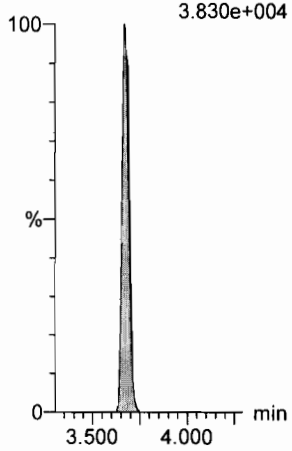


**13C9-PFNA**

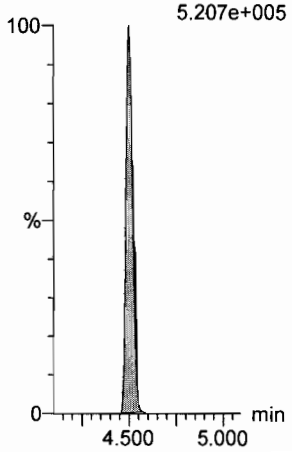


**13C4-PFOS**

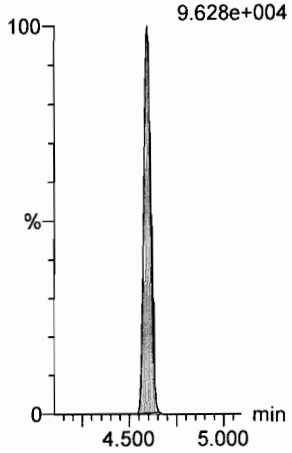


**13C6-PFDA**

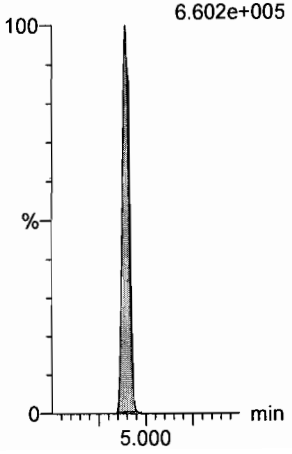


**13C7-PFUdA**

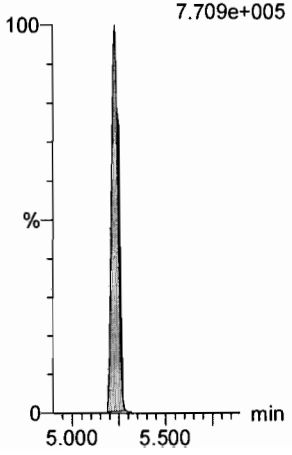

Dataset: F:\Projects\PFAS.PRO\Results\190728M1\190728M1-CRV.qld

Last Altered: Sunday, July 28, 2019 19:34:02 Pacific Daylight Time
Printed: Sunday, July 28, 2019 19:34:33 Pacific Daylight Time

**Name: 190728M1_13, Date: 28-Jul-2019, Time: 17:14:11, ID: ST190728M1-10 PFC CS7 19G1110, Description: PFC CS7 19G1110**

**PFBA**
F2:MRM of 1 channel,ES-
213.0 > 168.8
5.357e+006

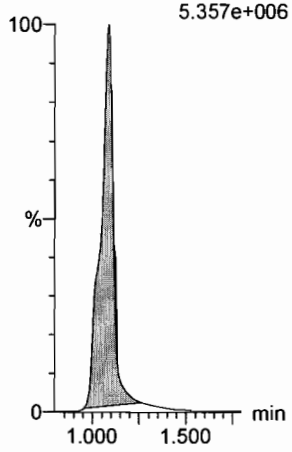


**PFPrS**
F6:MRM of 2 channels,ES-
248.9 > 79.9
9.170e+005

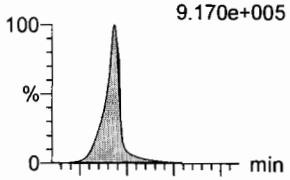


F6:MRM of 2 channels,ES-
248.9 > 98.9
3.946e+005

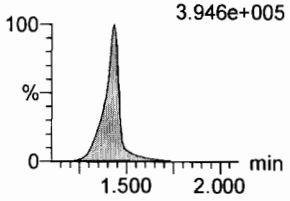


**3:3 FTCA**
F5:MRM of 2 channels,ES-
240.9 > 176.9
9.553e+004

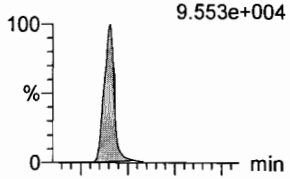


F5:MRM of 2 channels,ES-
240.9 > 116.9
4.819e+004

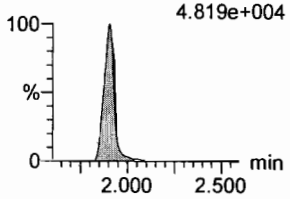


**PFPeA**
F7:MRM of 1 channel,ES-
263.1 > 218.9
6.165e+006

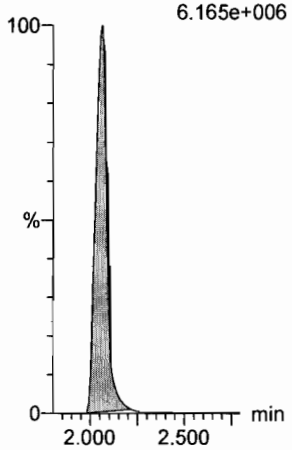


**PFBS**
F11:MRM of 2 channels,ES-
299.0 > 79.7
2.105e+006

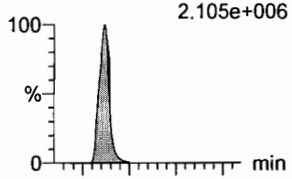


F11:MRM of 2 channels,ES-
299.0 > 99.0
7.130e+005

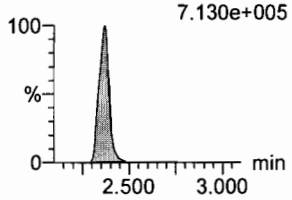


**4:2 FTS**
F16:MRM of 2 channels,ES-
327.0 > 306.9
3.929e+006

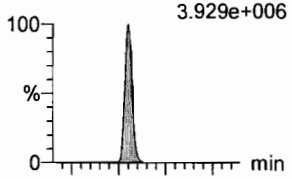


F16:MRM of 2 channels,ES-
327.0 > 80.9
2.231e+006

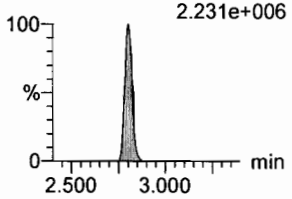


**13C3-PFBA**
F3:MRM of 1 channel,ES-
216.1 > 171.8
1.136e+005




**13C3-PFBS**
F12:MRM of 1 channel,ES-
302.0 > 98.8
2.289e+004

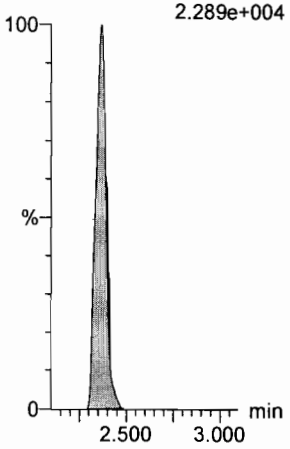


**13C3-PFPeA**
F8:MRM of 1 channel,ES-
266.0 > 221.8
1.833e+005

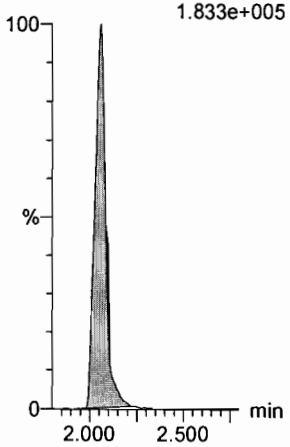


**13C3-PFPeA**
F8:MRM of 1 channel,ES-
266.0 > 221.8
1.833e+005

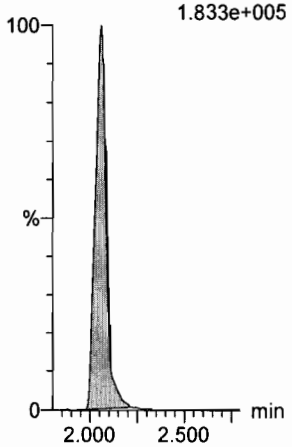


**13C3-PFBS**
F12:MRM of 1 channel,ES-
302.0 > 98.8
2.289e+004

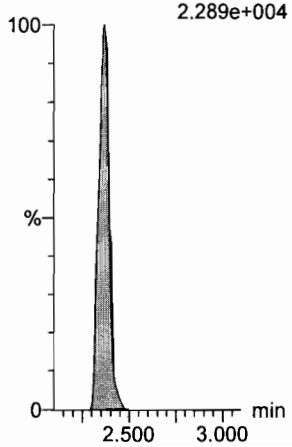


**13C2-4:2 FTS**
F17:MRM of 2 channels,ES-
329.0 > 79.9
4.476e+004

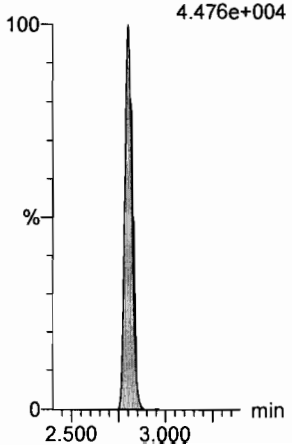

Dataset: F:\Projects\PFAS.PRO\Results\190728M1\190728M1-CRV.qld

Last Altered: Sunday, July 28, 2019 19:34:02 Pacific Daylight Time
Printed: Sunday, July 28, 2019 19:34:33 Pacific Daylight Time

**Name: 190728M1_13, Date: 28-Jul-2019, Time: 17:14:11, ID: ST190728M1-10 PFC CS7 19G1110, Description: PFC CS7 19G1110**

**PFHxA**

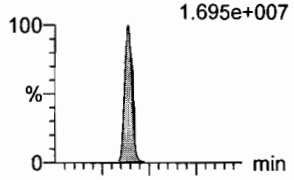


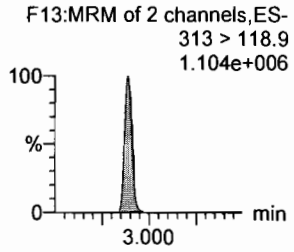


**PFPeS**

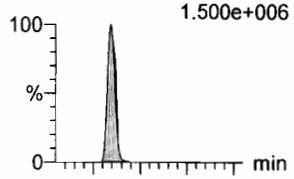


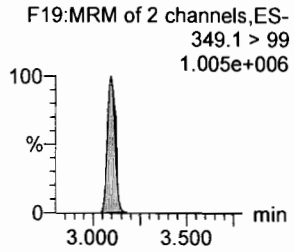


**HFPO-DA**

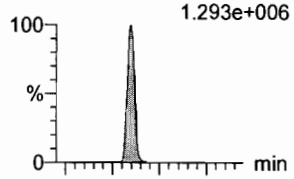


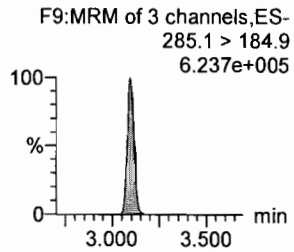


**5:3 FTCA**

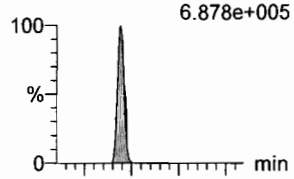


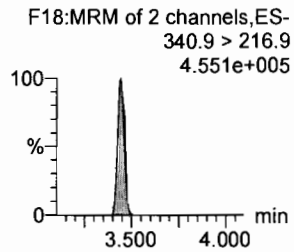


**PFHpA**

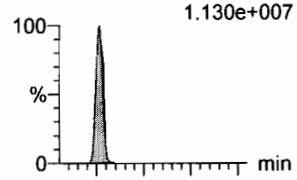


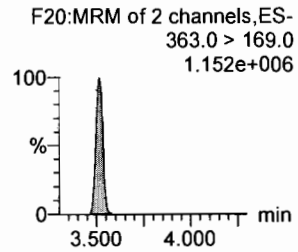


**ADONA**

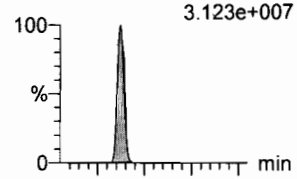


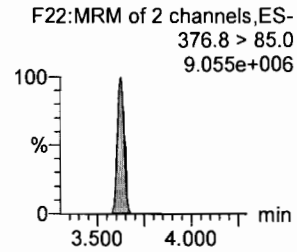


**13C2-PFHxA**

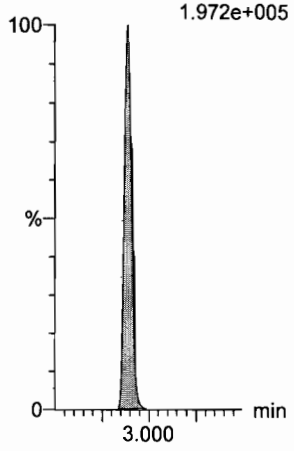


**13C3-PFBS**

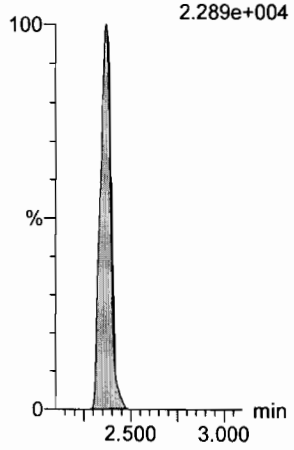


**13C3-HFPO-DA**

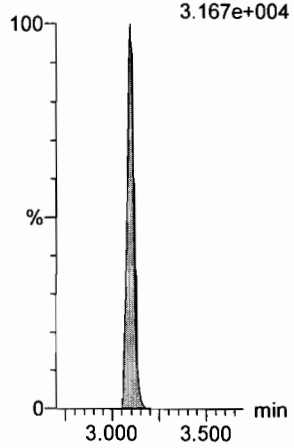


**13C4-PFHpA**

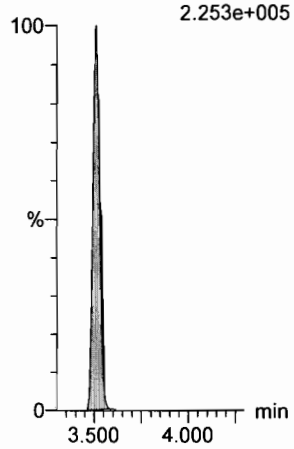


**13C4-PFHpA**

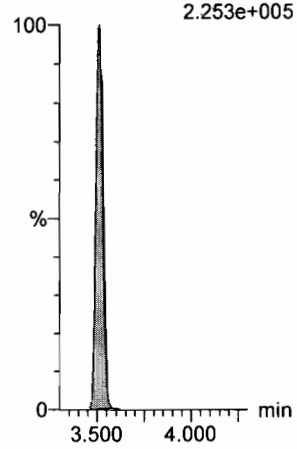


**13C4-PFHpA**

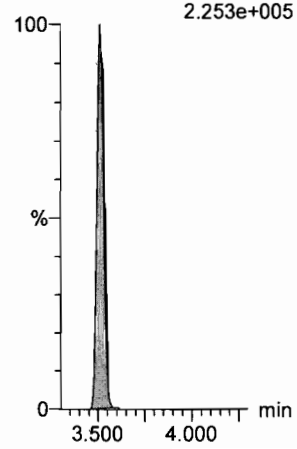

Dataset: F:\Projects\PFAS.PRO\Results\190728M1\190728M1-CRV.qld

Last Altered: Sunday, July 28, 2019 19:34:02 Pacific Daylight Time
Printed: Sunday, July 28, 2019 19:34:33 Pacific Daylight Time

**Name: 190728M1_13, Date: 28-Jul-2019, Time: 17:14:11, ID: ST190728M1-10 PFC CS7 19G1110, Description: PFC CS7 19G1110**

**L-PFHxS**

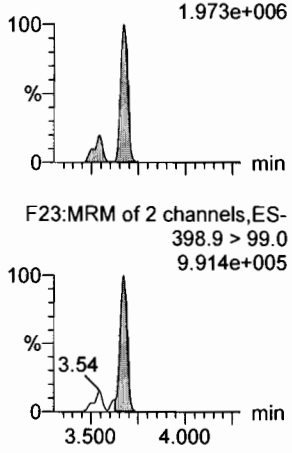


**6:2 FTS**

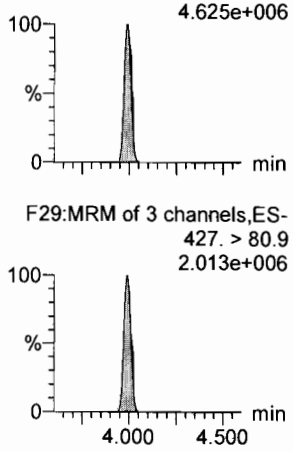


**L-PFOA**

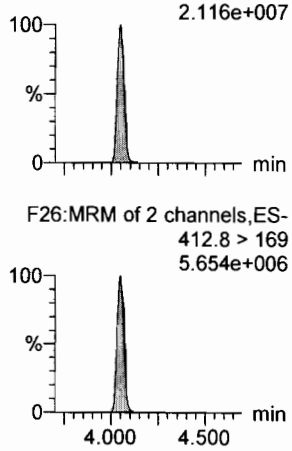


**PFEChS**

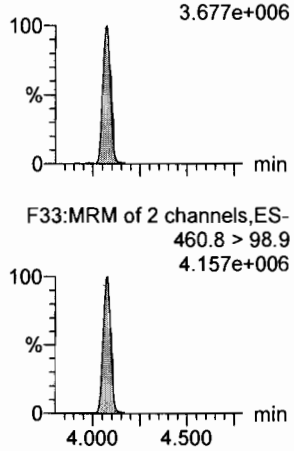


**PFHpS**

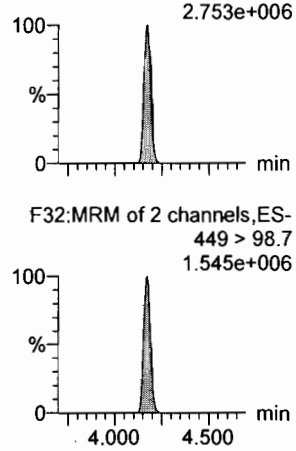


**7:3 FTCA**

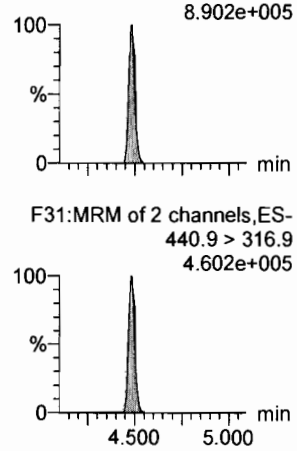


**13C3-PFHxS**

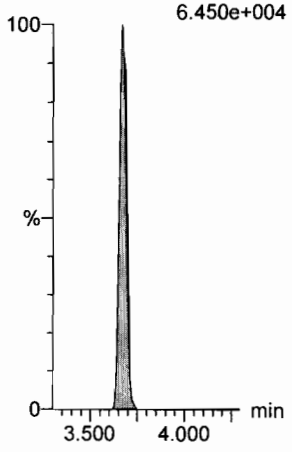


**13C2-6:2 FTS**

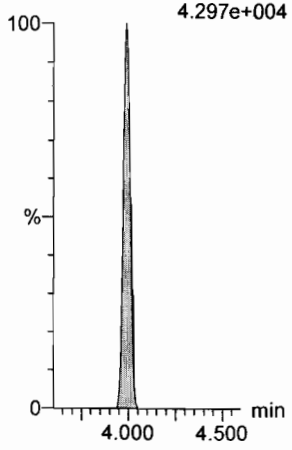


**13C2-PFOA**

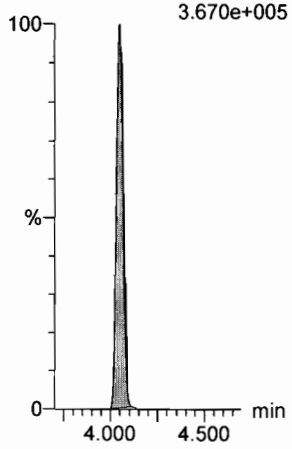


**13C2-PFOA**

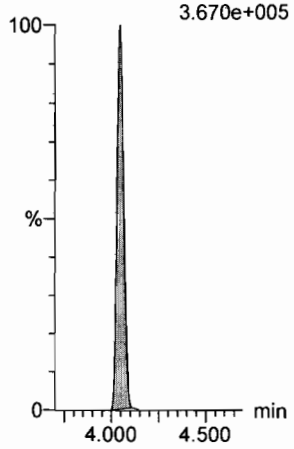


**13C8-PFOS**

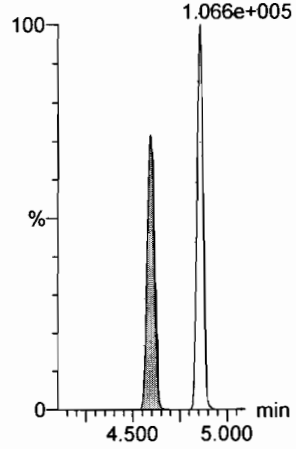


**13C5-PFNA**

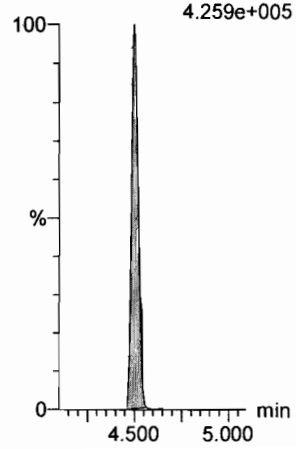

Dataset: F:\Projects\PFAS.PRO\Results\190728M1\190728M1-CRV.qld

Last Altered: Sunday, July 28, 2019 19:34:02 Pacific Daylight Time
Printed: Sunday, July 28, 2019 19:34:33 Pacific Daylight Time

**Name: 190728M1_13, Date: 28-Jul-2019, Time: 17:14:11, ID: ST190728M1-10 PFC CS7 19G1110, Description: PFC CS7 19G1110**

**PFNA**

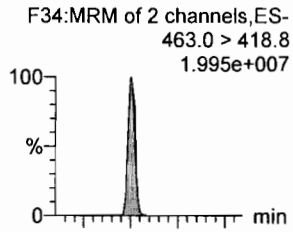


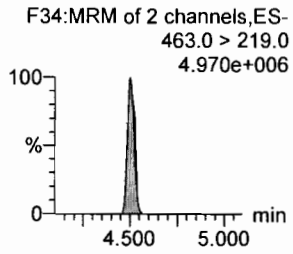


**PFOSA**

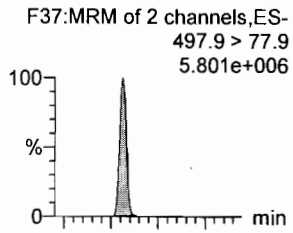


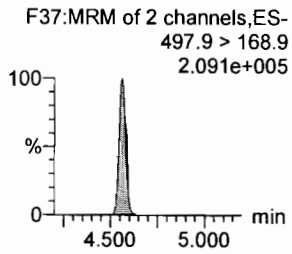


**L-PFOS**

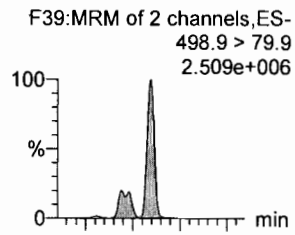


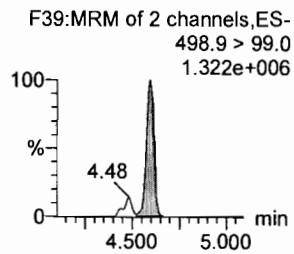


**9Cl-PF30NS**

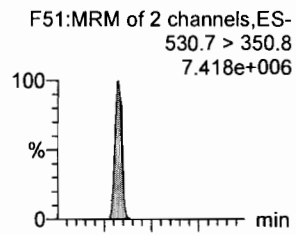


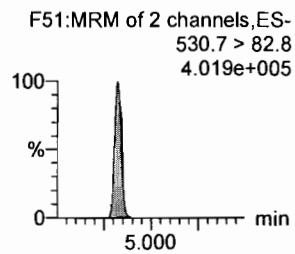


**PFDA**

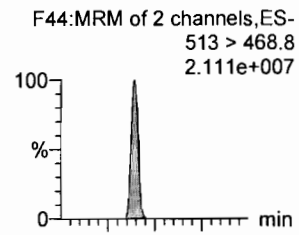


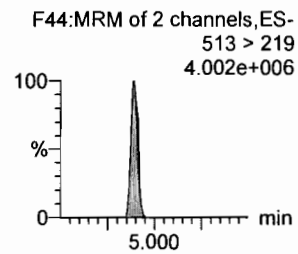


**8:2 FTS**

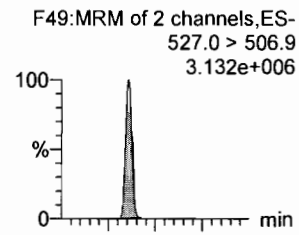


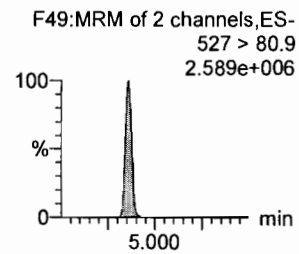


**13C5-PFNA**

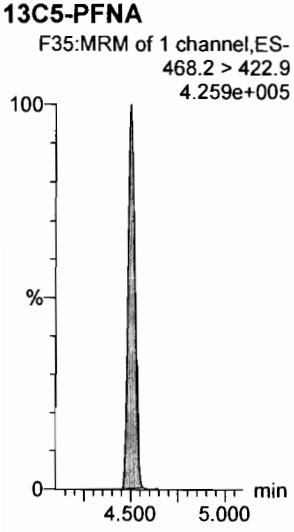


**13C8-PFOSA**

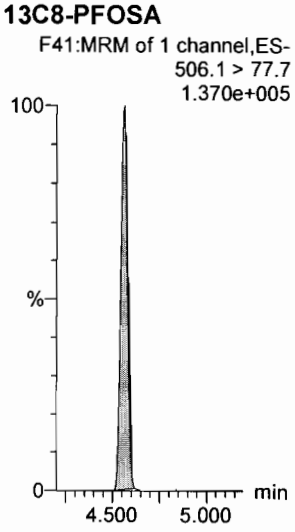


**13C8-PFOS**

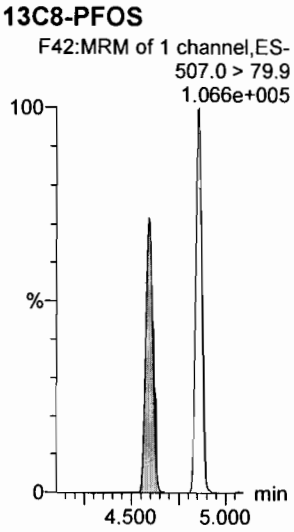


**13C8-PFOS**

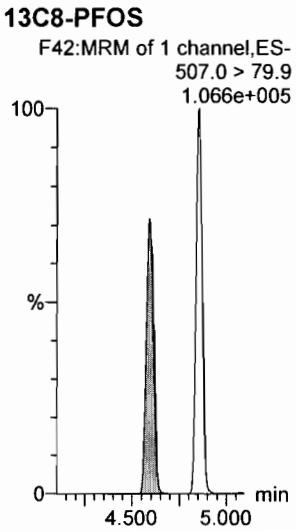


**13C2-PFDA**

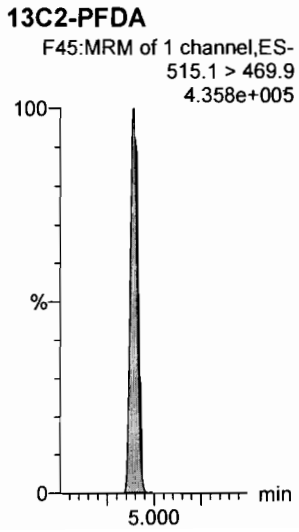


**13C2-8:2 FTS**

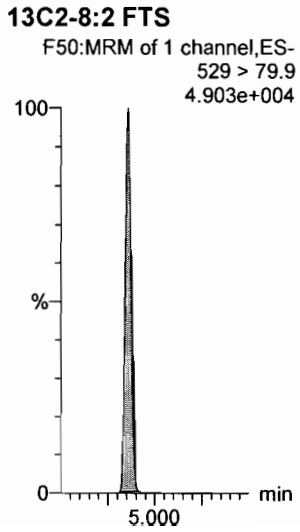

Dataset: F:\Projects\PFAS.PRO\Results\190728M1\190728M1-CRV.qld

Last Altered: Sunday, July 28, 2019 19:34:02 Pacific Daylight Time
Printed: Sunday, July 28, 2019 19:34:33 Pacific Daylight Time

**Name: 190728M1_13, Date: 28-Jul-2019, Time: 17:14:11, ID: ST190728M1-10 PFC CS7 19G1110, Description: PFC CS7 19G1110**

**PFNS**

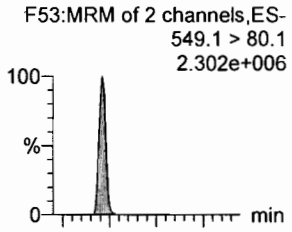


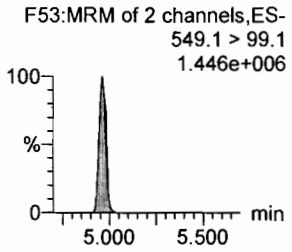


**L-MeFOSAA**

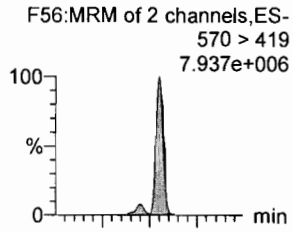


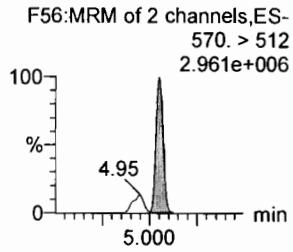


**L-EtFOSAA**

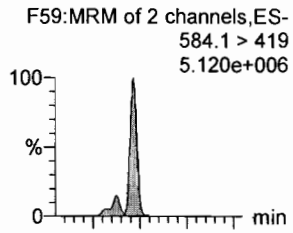


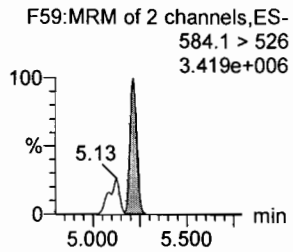


**PFUdA**

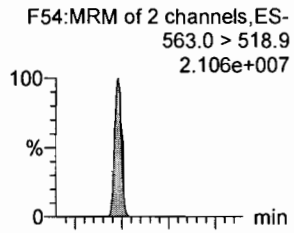


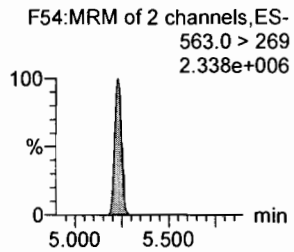


**PFDS**

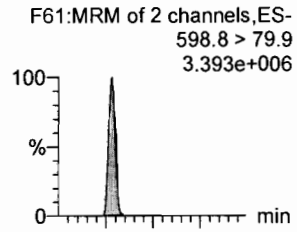


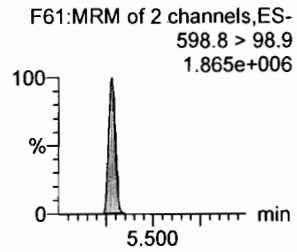


**11Cl-PF30UdS**

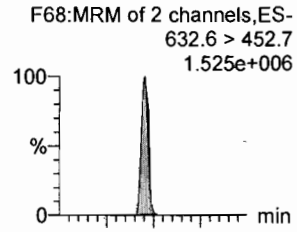


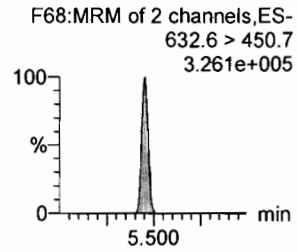


**13C8-PFOS**

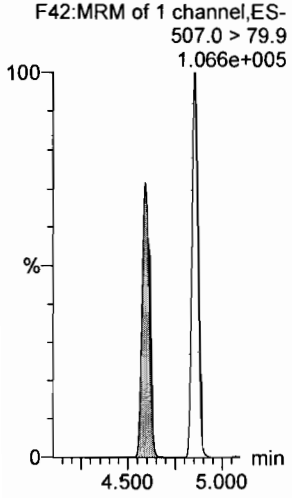


**d3-N-MeFOSAA**

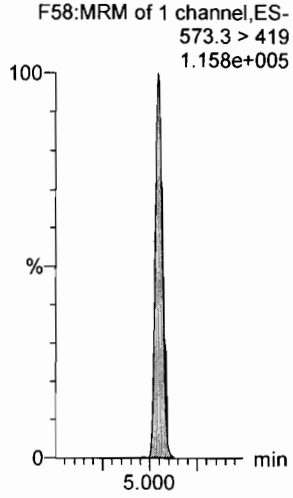


**d5-N-EtFOSAA**

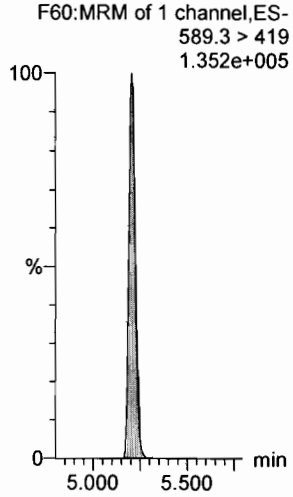


**13C2-PFUdA**

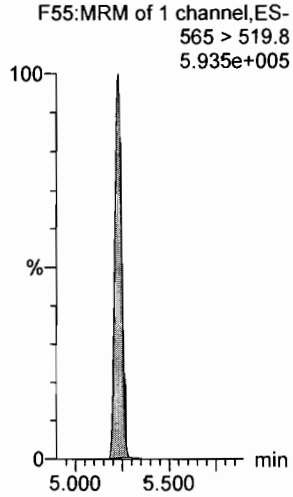


**13C2-8:2 FTS**

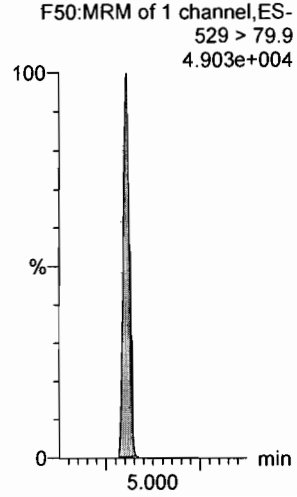


**13C2-PFDoA**

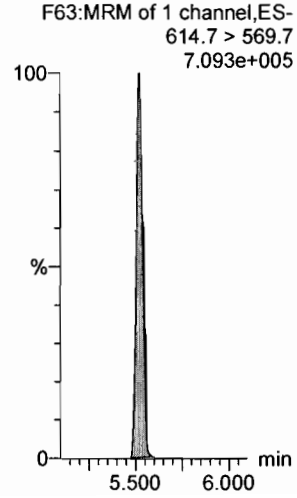

Dataset: F:\Projects\PFAS.PRO\Results\190728M1\190728M1-CRV.qld

Last Altered: Sunday, July 28, 2019 19:34:02 Pacific Daylight Time
Printed: Sunday, July 28, 2019 19:34:33 Pacific Daylight Time

**Name: 190728M1_13, Date: 28-Jul-2019, Time: 17:14:11, ID: ST190728M1-10 PFC CS7 19G1110, Description: PFC CS7 19G1110**

**10:2 FTS**

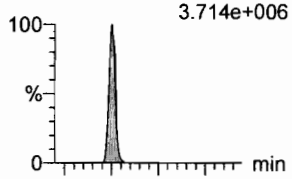


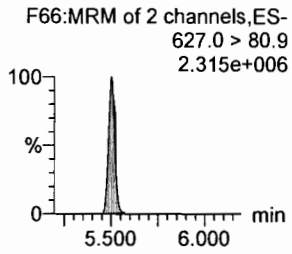


**PFDoA**

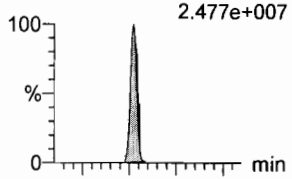


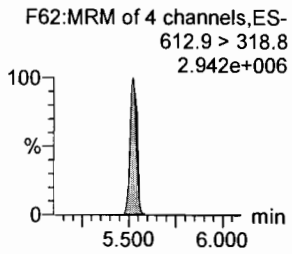


**N-MeFOSA**

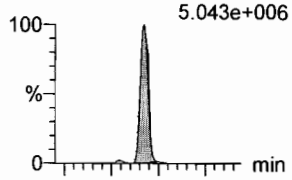


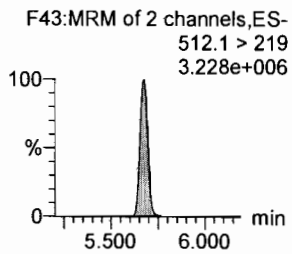


**PFTrDA**

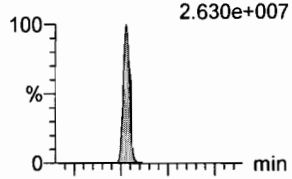


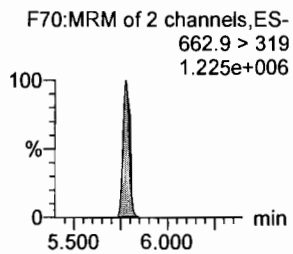


**PFDoS**

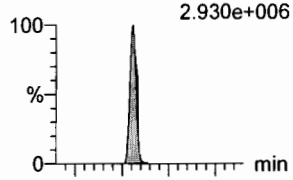


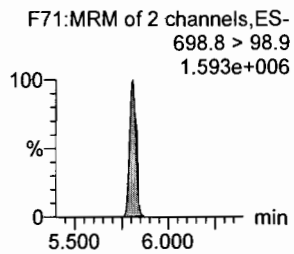


**PFTeDA**

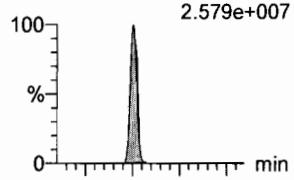


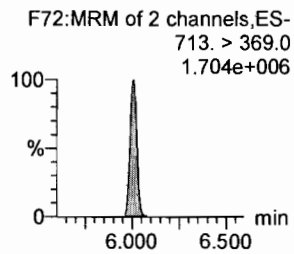


**13C2-8:2 FTS**

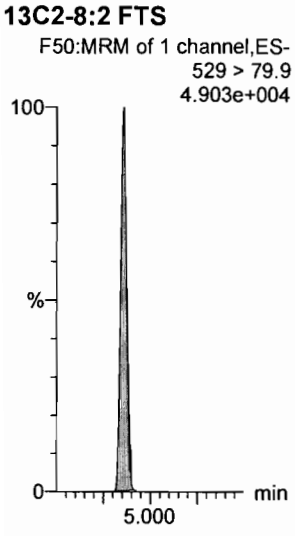


**13C2-PFDoA**

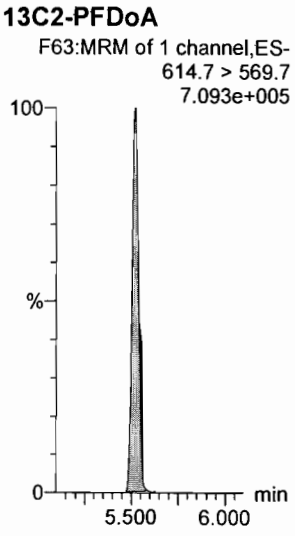


**d3-N-MeFOSA**

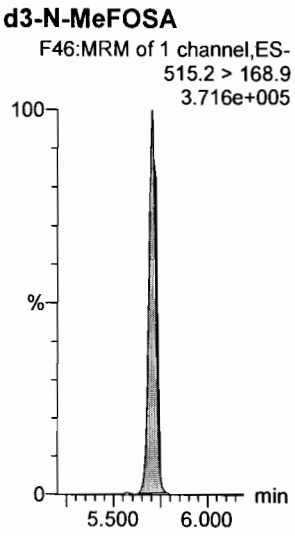


**13C2-PFDoA**

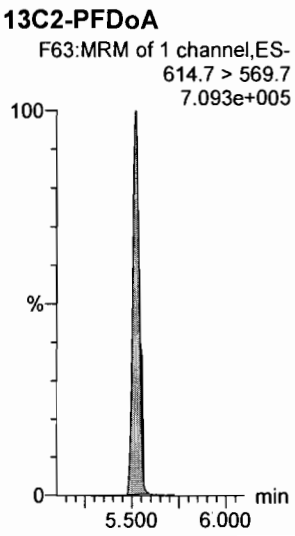


**13C2-PFTeDA**

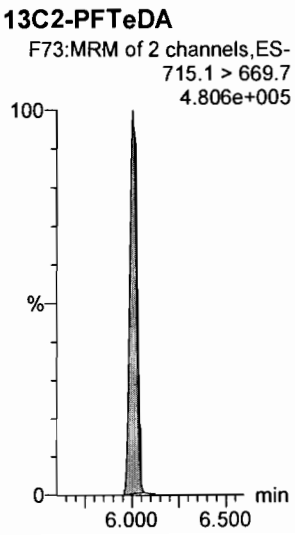


**13C2-PFTeDA**

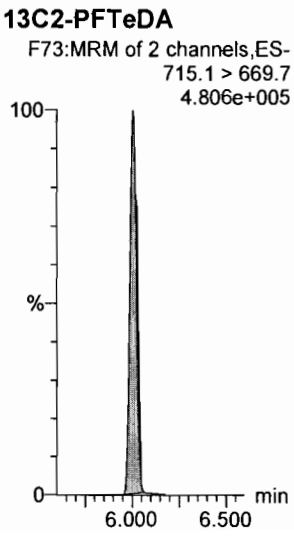

Dataset: F:\Projects\PFAS.PRO\Results\190728M1\190728M1-CRV.qld

Last Altered: Sunday, July 28, 2019 19:34:02 Pacific Daylight Time
Printed: Sunday, July 28, 2019 19:34:33 Pacific Daylight Time

**Name: 190728M1_13, Date: 28-Jul-2019, Time: 17:14:11, ID: ST190728M1-10 PFC CS7 19G1110, Description: PFC CS7 19G1110**

**N-EtFOSA**

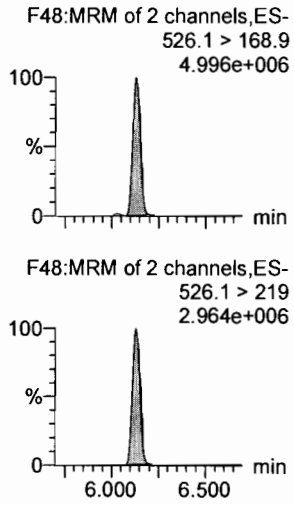


**PFHxDA**

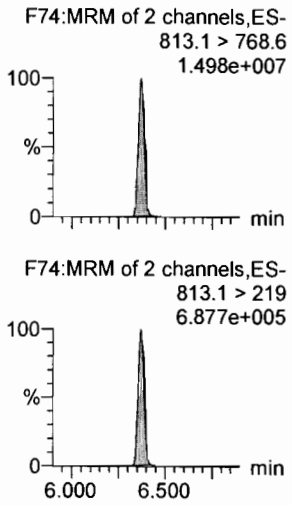


**PFODA**

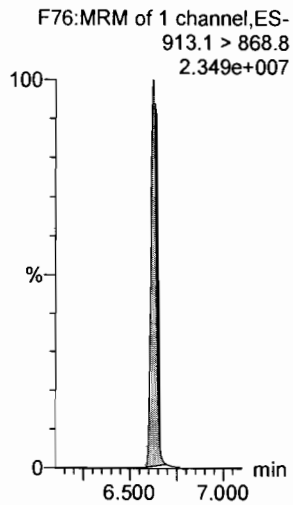


**N-MeFOSE**

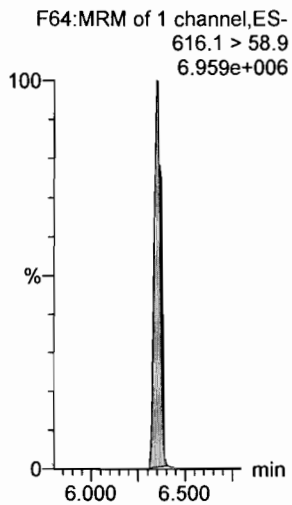


**N-EtFOSE**

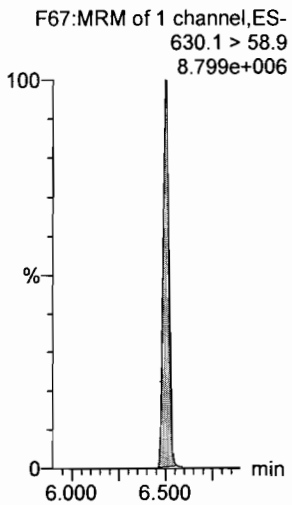


**13C4-PFBA**

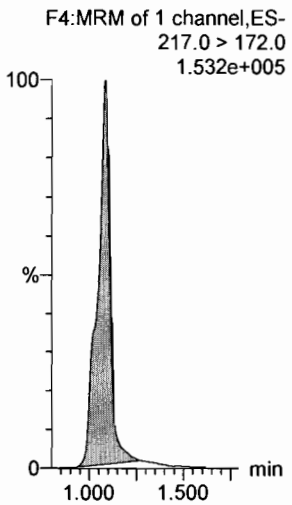


**d5-N-ETFOSA**

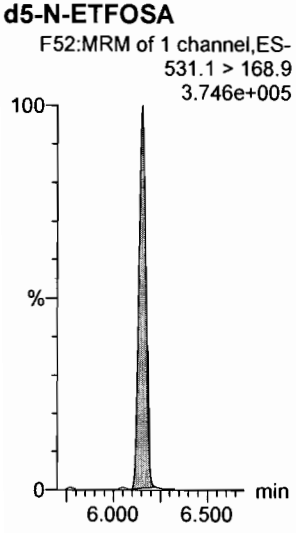


**13C2-PFHxDA**

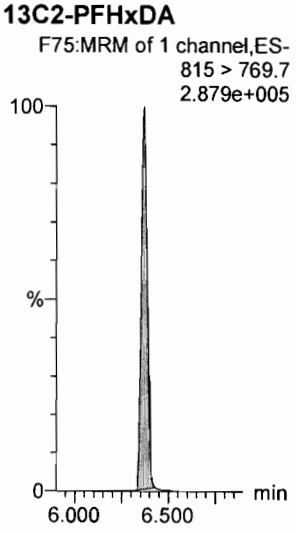


**13C2-PFHxDA**

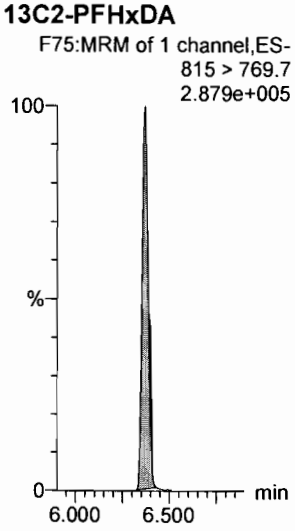


**d7-N-MeFOSE**

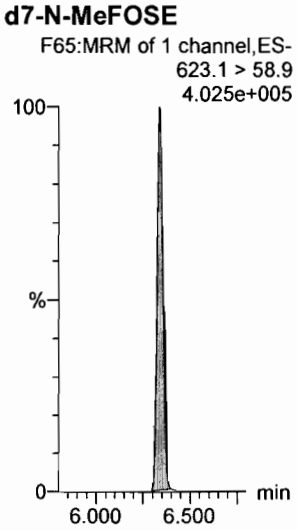


**d9-N-EtFOSE**

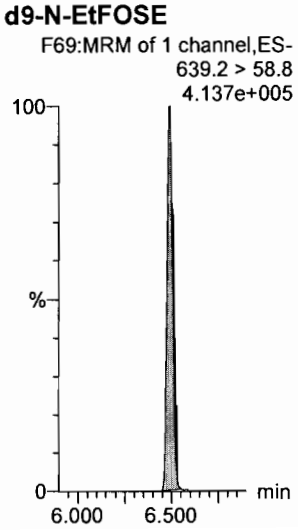


**13C5-PFHxA**

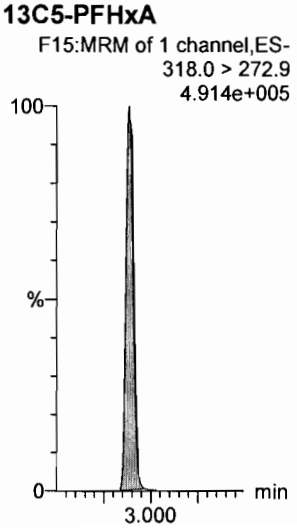

Dataset: F:\Projects\PFAS.PRO\Results\190728M1\190728M1-CRV.qld

Last Altered: Sunday, July 28, 2019 19:34:02 Pacific Daylight Time
Printed: Sunday, July 28, 2019 19:34:33 Pacific Daylight Time

**Name: 190728M1_13, Date: 28-Jul-2019, Time: 17:14:11, ID: ST190728M1-10 PFC CS7 19G1110, Description: PFC CS7 19G1110**

**13C8-PFOA**

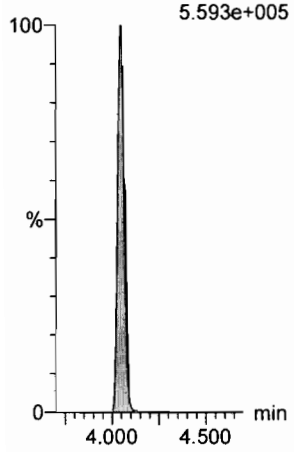


**18O2-PFHxS**

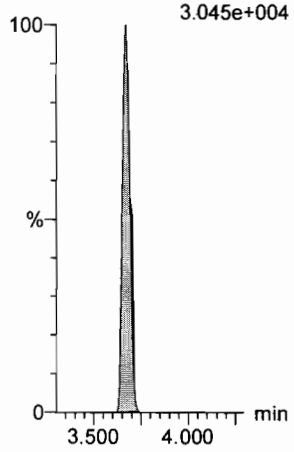


**13C9-PFNA**

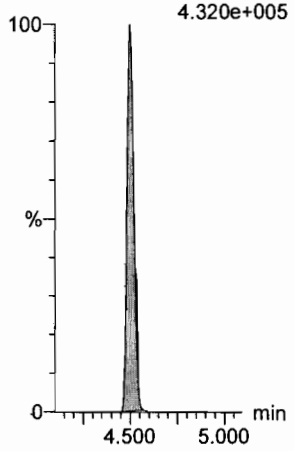


**13C4-PFOS**

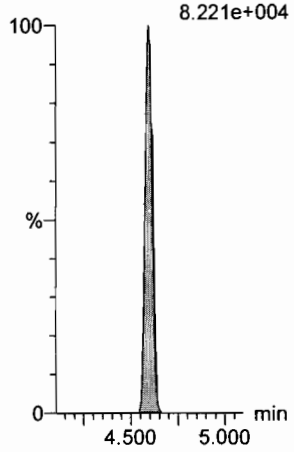


**13C6-PFDA**

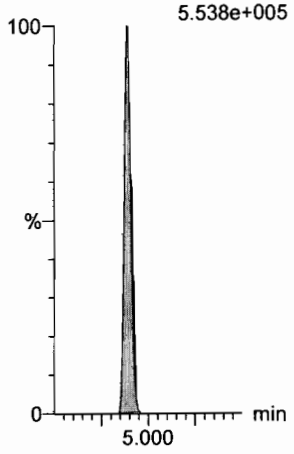


**13C7-PFUdA**

