

## PIEE / WAWF の登録方法

英語の説明はこちらです。

<https://wawf.eb.mil/xhtml/unauth/web/homepage/vendorGettingStartedHelp.xhtml>

Step 1: SAM に会社登録をする。

Step 2: EB POC (Electronic Business Point of Contact)を任命する。SAM の登録で EB POC として名前を登録している人が WAWF の担当ということになる。

Step 3: 会社の CAGE Code または NCAGE Code を WAWF の Group Structure に登録してもらうための申請をする。詳しい方法は英語版の Step 3 を参照。

Step 4: 会社の e-mail address を何にするか決める。

Step 5: Contractor Administrator (CAM)を誰にするか決める。通常は EB POC が CAM になる。

Step 6: 今後提出する Invoice に添付する書類の量が非常に多いことが予想される場合、File Transfer Protocol (FTP)または Electronic Data Interchange (EDI)にて書類をアップロードする方法を調べておく。

Step 7: 今後 WAWF を提出する際に使用するコンピュータが問題なくサイトに繋がるか確認する。設定が必要な場合は英語版の Step 7 を参照。

Step 8: WAWF 上の Register ボタンから CAM がアカウント取得の申請をする。2 営業日以内に WAWF カスタマーサービスが許可をする。

Step 9: CAM がすでにアカウントを取得し、それ以外のユーザーをさらに登録する場合、同様にアカウント取得の申請をし、CAM が許可をする。

Step 10: WAWF 上の Help/Training ボタンから Web Based Training に入り、Invoice の出し方を理解しておく。

次ページ以降にスクリーンショット付きの説明があるので参照ください。

Step 3 の会社の CAGE Code または NCAE Code が WAWF の Group Structure に登録されたことが確認されたら実際の登録作業に移る。

<https://wawf.eb.mil/> にアクセスする

Consent Required

**Privacy Statement**

You are accessing a U.S. Government (USG) information system (IS) that is provided for USG authorized use only. By using this IS (which includes any device attached to this IS), you consent to the following conditions: The USG routinely intercepts and monitors communications occurring on this IS for purposes including, but not limited to, penetration testing, COMSEC monitoring, network operations and defense, personnel misconduct (PM), law enforcement (LE), and counterintelligence (CI) investigations. At any time, the USG may inspect and seize data stored on this IS. Communications using, or data stored on, this IS are not private, are subject to routine monitoring, interception, and search, and may be disclosed or used for any USG-authorized purpose. This IS includes security measures (e.g., authentication and access controls) to protect USG interests--not for your personal benefit or privacy. Notwithstanding the above, using this IS does not constitute consent to PM, LE or CI investigative searching or monitoring of the content of privileged communications, or work product, related to personal representation or services by attorneys, psychotherapists, or clergy, and their assistants. Such communications and work product are private and confidential. See User Agreement for details.

**WARNING!**

Please DO NOT use the browser BACK BUTTON within the Procurement Integrated Enterprise Environment applications, the use of the browser's BACK BUTTON is not supported within the Procurement Integrated Enterprise Environment applications. Use of this button will cause the loss of data not yet saved to the server and will result in the applications not performing as intended. DO NOT use the backspace key in any uneditable field, as this will function as the back button, where they exist, use the PREVIOUS or CANCEL buttons to return to a previous page within the Procurement Integrated Enterprise Environment applications. The security accreditation level of the applications are Unclassified FOUO and below, do not process, store, or transmit information classified above the accreditation level of this system.

I have read and understand the terms and conditions for use of this website.

Accept

Organization's GAM/CAM

WAWF EDA mylawic IUID CORT TOOL eMIPR MRS NCCS Content Clearance CDR CCM Data Lake GFP CEA PBIS

PPML Substation SPRS JAM PALT CON-IT PCM USbank

Quick Links Purpose Code Management

Getting Started Help Machine Setup

WAWF Mobile Apple App Store (External Link)

Accept をクリック

PIEE 5.12.2 Procurement Integrated Enterprise Environment

New Federal Customer Register Help/Training

Certificate Login

Certificate Login

CAC Help?

User ID Login

User ID

Password

Login

Forgot your User ID? | Forgot your Password? | Who's my Organization's GAM/CAM?

System Messages

(2018-NOV-20 00:00 MST) System: All Subject: Attention Air Force GAMs Message For: All Users

- The Air Force group hierarchy has been updated (to fix misalignment during the April 2018 migration to PIEE)
- User roles are not affected, however, AFMC GAMs may notice limited access to their respective group
- Affected GAMs may restore functionality by adding a GAM role for their updated group (login, click MY ACCOUNT, ADD ADDITIONAL ROLES, and follow prompts)
- For questions or assistance, start with your group/ center GAM (From the Help/ Training page, click "Who's My Organization's GAM?"), or email George.Callabellotta@us.af.mil

WAWF EDA myVoice IUID CORT TOOL eMIPR MRS NCCS Common Usenet CDR CCM Data Lake GFP P&BIS

PPML Validation SPRS JAM PALT CON-IT PCM Bank

Quick Links Getting Started Help WAWF Mobile

Purpose Code Management Machine Setup Apple App Store (External Link)

Register をクリック

PIEE 5.12.2 Procurement Integrated Enterprise Environment

Privacy Act Statement

AUTHORITY: Executive Order 10450, 9397; and Public Law 99-474, the Computer Fraud and Abuse Act.

PRINCIPAL PURPOSE: To record names, signatures, and other identifiers for the purpose of validating the trustworthiness of individuals requesting access to Department of Defense (DoD) systems and information. NOTE: Records may be maintained in both electronic and/or paper form.

ROUTINE USES: None

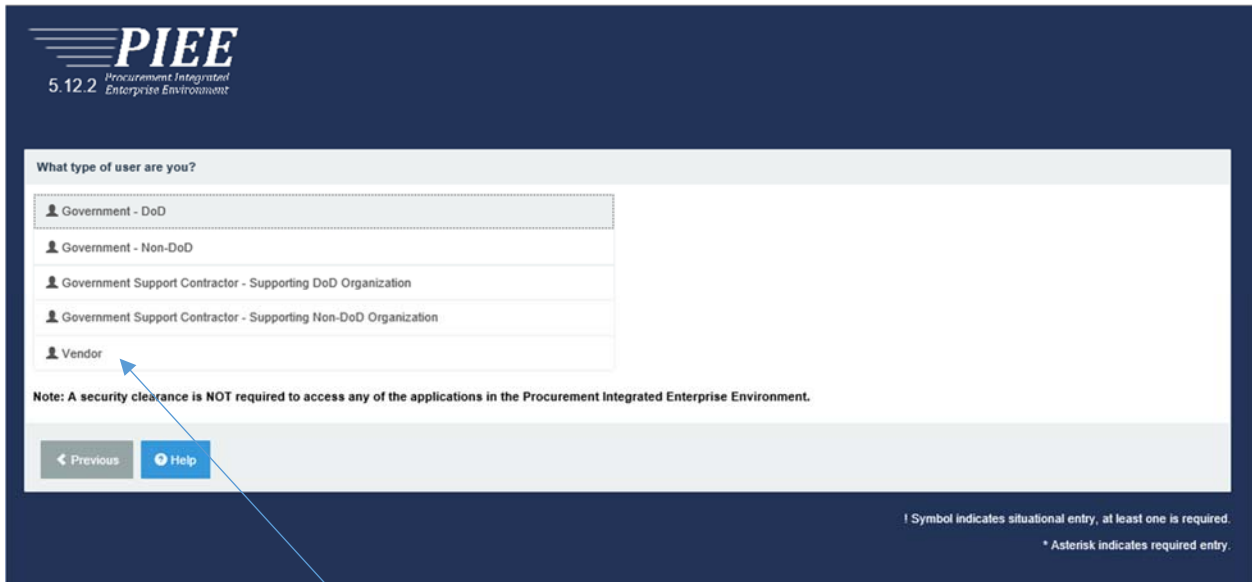
DISCLOSURE: Disclosure of this information is voluntary; however, failure to provide the requested information may impede, delay or prevent further processing of this request.

I have read and understand the terms and conditions for use of this website.

Agree

† Symbol indicates situational entry, at least one is required.  
\* Asterisk indicates required entry.

Agree をクリック



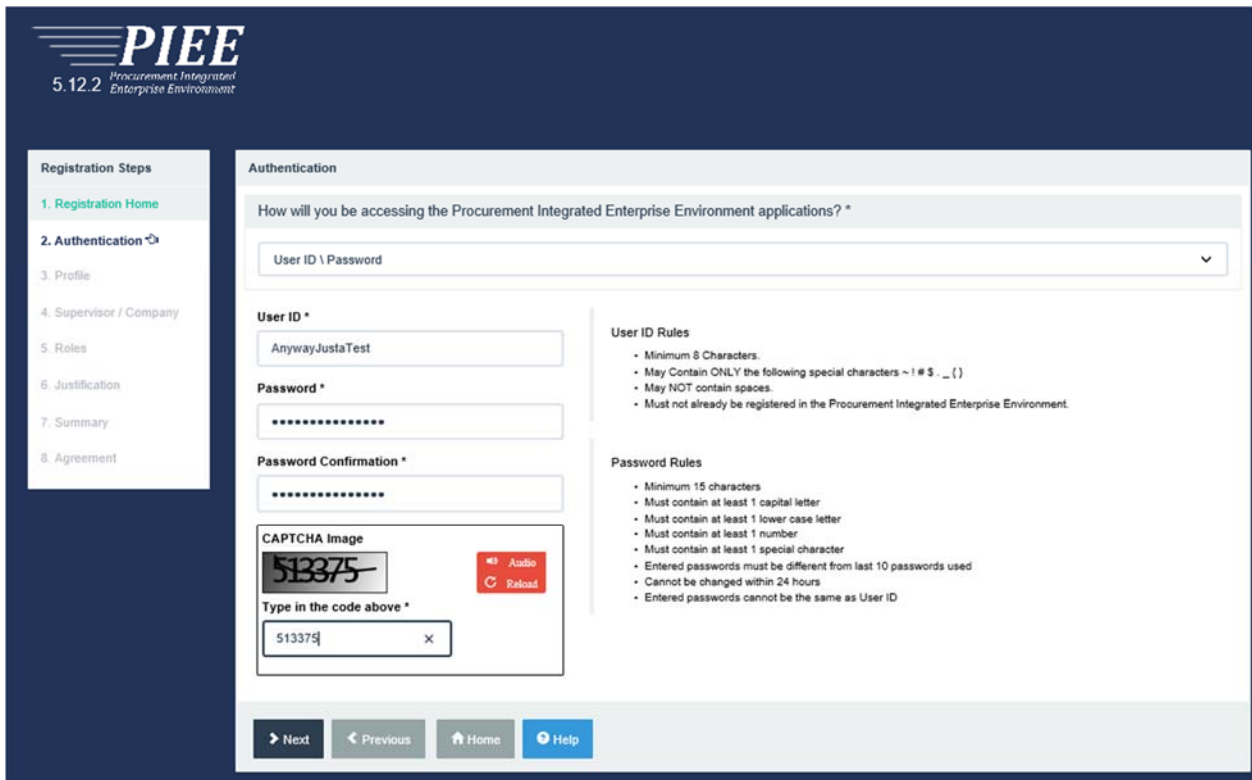
What type of user are you?

- Government - DoD
- Government - Non-DoD
- Government Support Contractor - Supporting DoD Organization
- Government Support Contractor - Supporting Non-DoD Organization
- Vendor

Note: A security clearance is NOT required to access any of the applications in the Procurement Integrated Enterprise Environment.

! Symbol indicates situational entry, at least one is required.  
\* Asterisk indicates required entry.

Vendor をクリック



Registration Steps

- Registration Home
- Authentication
- Profile
- Supervisor / Company
- Roles
- Justification
- Summary
- Agreement

Authentication

How will you be accessing the Procurement Integrated Enterprise Environment applications? \*

User ID \ Password

User ID \*

AnywayJustaTest

Password \*

\*\*\*\*\*

Password Confirmation \*

\*\*\*\*\*

CAPTCHA Image

513375

Type in the code above \*

513375

User ID Rules

- Minimum 8 Characters.
- May Contain ONLY the following special characters ~ ! # \$ \_ { }
- May NOT contain spaces.
- Must not already be registered in the Procurement Integrated Enterprise Environment.

Password Rules

- Minimum 15 characters
- Must contain at least 1 capital letter
- Must contain at least 1 lower case letter
- Must contain at least 1 number
- Must contain at least 1 special character
- Entered passwords must be different from last 10 passwords used
- Cannot be changed within 24 hours
- Entered passwords cannot be the same as User ID

Next Previous Home Help

User ID と Password を設定し、CAPTCHA で表示される数字を入れ Next をクリック

**PIEE**  
5.12.2 Procurement Integrated Enterprise Environment

**Registration Steps**

1. Registration Home
2. Authentication
3. Security Questions
4. Profile
5. Supervisor / Company
6. Roles
7. Justification
8. Summary
9. Agreement

**Security Questions**

WARNING: We suggest picking unique security questions/answers which cannot be looked up via the following means: Answers might be obtained via googling, blogs, personal websites, genealogy charts, online social networks (facebook, myspace, etc), high school website, picture sites (flickr, photobucket, shutterfly), online phone books, reverse phone look-ups, and other online resources.

**Question 1 \***      **Answer 1 \***      **Answer Confirmation 1 \***

Where is your high school located?      .....      .....

**Question 2 \***      **Answer 2 \***      **Answer Confirmation 2 \***

What is your pet's name?      .....      .....

**Question 3 \***      **Answer 3 \***      **Answer Confirmation 3 \***

What is your favorite color?      .....      .....

Next Previous Help

! Symbol indicates situational entry, at least one is required.  
\* Asterisk indicates required entry.

3つの質問を選びそれに当てはまる自分が忘れることのない答えをタイプし、Next をクリック

**PIEE**  
5.12.2 Procurement Integrated Enterprise Environment

**Registration Steps**

1. Registration Home
2. Authentication
3. Security Questions
4. Profile
5. Supervisor / Company
6. Roles
7. Justification
8. Summary
9. Agreement

**User Profile**

**First Name \***      **Middle Name**      **Last Name \***      **Suffix**

Anyway           JustaDummy     

**Organization \***      **Job Title \***      **Grade/Rank**

Whatever Co., Ltd.      Administrator| X     

**Email \***      **Confirm Email \***

whatever@whatever.com      whatever@whatever.com

**Commercial Telephone !**      **Extension**      **Intl Country Code and Phone !**      **Mobile Telephone**      **DSN Telephone**

          046-816-1234          

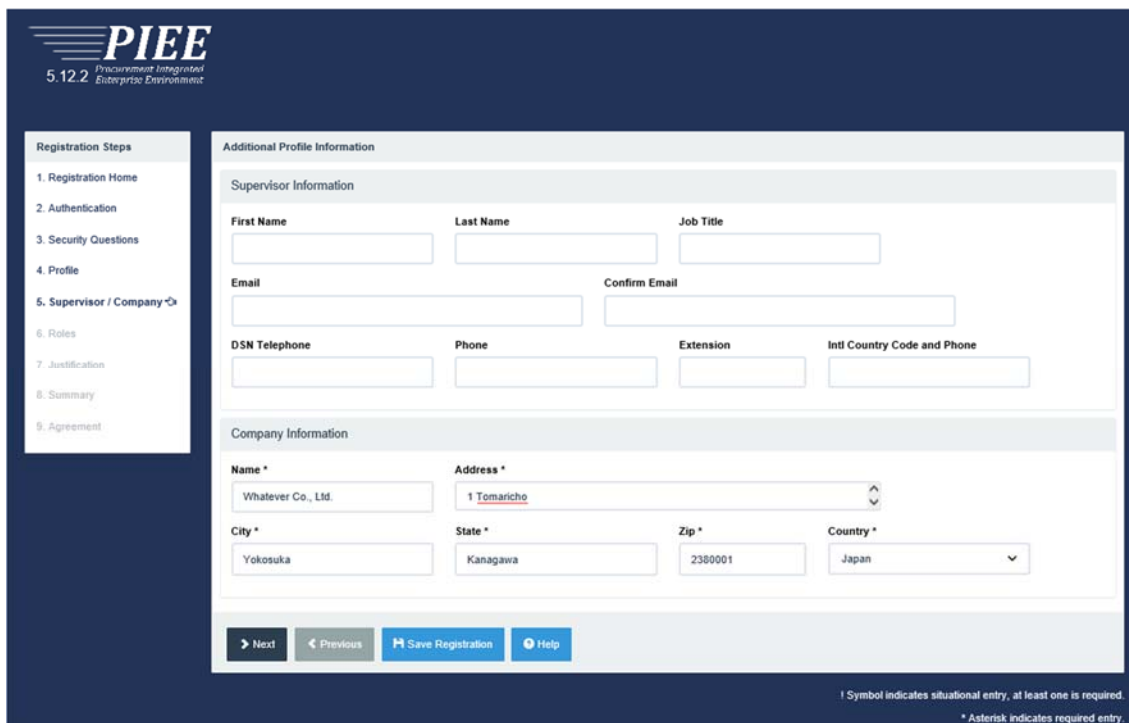
**Citizenship \***

US

Next Previous Save Registration Help

! Symbol indicates situational entry, at least one is required.  
\* Asterisk indicates required entry.

\*印があるところは確実に記入し、!印のところはどちらかに記入する。Citizenship は日本人の場合は FN を選び、Next をクリック



Registration Steps

1. Registration Home
2. Authentication
3. Security Questions
4. Profile
5. Supervisor / Company
6. Roles
7. Justification
8. Summary
9. Agreement

Additional Profile Information

Supervisor Information

First Name Last Name Job Title

Email Confirm Email

DSN Telephone Phone Extension Intl Country Code and Phone

Company Information

Name \* Address \*

Whatever Co., Ltd. 1 Tomaricho

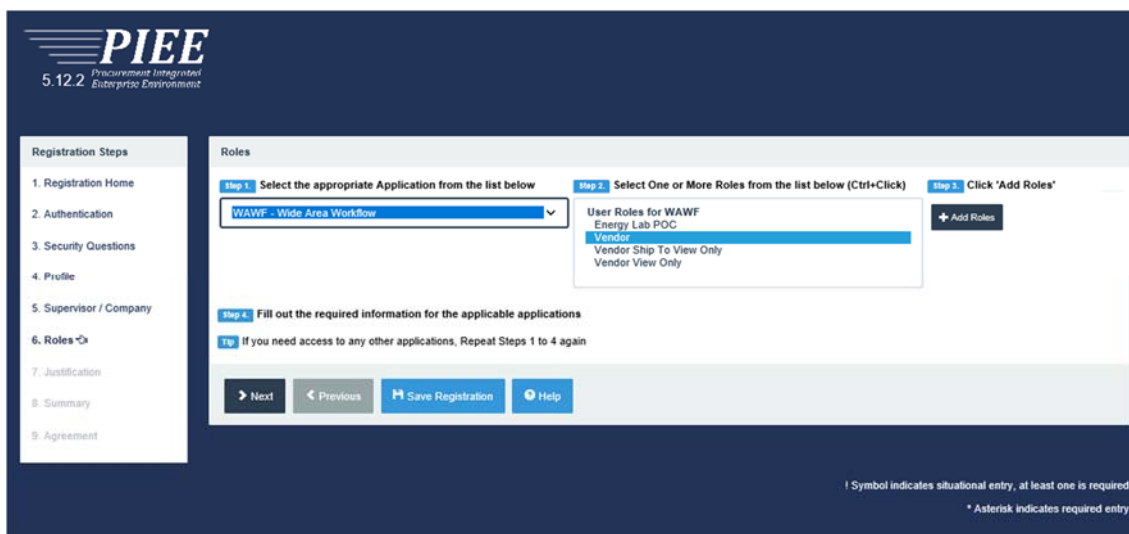
City \* State \* Zip \* Country \*

Yokosuka Kanagawa 2380001 Japan

Next Previous Save Registration Help

! Symbol indicates situational entry, at least one is required.  
\* Asterisk indicates required entry.

会社の名前と所在地などをタイプする。上司の情報は、必要に応じて記入する。上司の情報を入れない場合はそのまま Next をクリック



Registration Steps

1. Registration Home
2. Authentication
3. Security Questions
4. Profile
5. Supervisor / Company
6. Roles
7. Justification
8. Summary
9. Agreement

Roles

Step 1. Select the appropriate Application from the list below

WAWF - Wide Area Workflow

Step 2. Select One or More Roles from the list below (Ctrl+Click)

User Roles for WAWF

Energy Lab POC

Vendor

Vendor Ship To View Only

Vendor View Only

+ Add Roles

Step 3. Click 'Add Roles'

Step 4. Fill out the required information for the applicable applications

TIP If you need access to any other applications, Repeat Steps 1 to 4 again

Next Previous Save Registration Help

! Symbol indicates situational entry, at least one is required.  
\* Asterisk indicates required entry.

Step1 で WAWF、Step2 で Vendor を選び Step3 で Add Roles ボタンを押す

Step4 で Summary が表示されるので、Location Code のところに CAGE Code または NCAGE Code をタイプして Next をクリック

その後に続くページに必要事項を記入し、Justification は英語で請求書を出すため、などの目的を記入し、見直した後提出

許可がされ次第、登録申請で記入した e-mail address に許可された旨のメールが届きます。英文のメールなので迷惑メールに仕分けされることがあるので注意して見てください。

The screenshot shows the PIEE login interface. At the top right, there are three buttons: 'New Federal Customer', 'Register', and 'Help/Training'. The 'Help/Training' button is highlighted with a blue arrow. Below the header, there are two main login sections: 'Certificate Login' and 'User ID Login'. The 'User ID Login' section includes fields for 'User ID' and 'Password', and a 'Login' button. To the right, the 'System Messages' section displays a message dated 2018-NOV-20 00:00 MST regarding Air Force GAMS updates. At the bottom, there are 'Quick Links' and 'Getting Started Help' sections with various agency logos.

Help/Training のボタンの次のページにトレーニングの資料があるので閲覧をし、実際の Invoice を出すまでに理解をしておいてください。

This screenshot shows the same PIEE login page as above, but with the 'Quick Links' section expanded. The 'Vendor Customer Support' link is circled in red. Other links in the 'Quick Links' section include Purpose Code Management, Security and Privacy, Accessibility, and Government Customer Support. The 'Getting Started Help' section includes Machine Setup, Vendors Getting Started, Government Users Getting Started, Government Support Contractors Getting Started, Lookup Tables, and New Federal Customers. The 'WAWF Mobile' section includes links to the Apple App Store and Google Play.

問い合わせは PIEE のログインする画面の下の方に Vendor Customer Support のリンクがあるのでそこから問い合わせてください。